

1992 Census of Wholesale Trade

WC92-A-16

GEOGRAPHIC AREA SERIES

Iowa



1992 Census of Wholesale Trade

WC92-A-16

GEOGRAPHIC AREA SERIES

Iowa

Issued December 1994



U.S. Department of Commerce
Ronald H. Brown, Secretary
David J. Barram, Deputy Secretary

Economics and Statistics Administration
Everett M. Ehrlich, Under Secretary
for Economic Affairs

BUREAU OF THE CENSUS
Martha Farnsworth Riche, Director

Acknowledgments

Many persons participated in the various activities of the 1992 Census of Wholesale Trade. The overall planning and review of the census operations were performed by the Economic Census Staff of the Economic Planning and Coordination Division.

This report was prepared in the Services Division. **Bobby E. Russell**, Assistant Chief for Census Programs, was responsible for the overall planning, management, and coordination of the census of wholesale trade. Planning and implementation were under the direction of **John R. Trimble**, Chief, Wholesale Census Branch, with primary staff assistance by **Steven L. Barron**, **John L. Vignali**, **Gary E. Swenson**, **Scott P. Handmaker**, **Daniel C. Collier**, **Barbara A. Collier**, **Cary L. Fletcher**, **Dennis R. Johnson**, and **Karen K. Sigmon**.

Systems and procedures for mailout, receipt, correspondence, data input, industry classification, other clerical processing, administrative record processing, quality control, and the associated electronic computer programs, were developed in the Economic Planning and Coordination Division.

Mailout preparation and receipt operations, clerical and analytical review activities, data keying, and geocoding review were performed by the staff of the Data Preparation Division, **Judith N. Petty**, Chief.

Geographic coding procedures and associated computer programs were developed by the staff of the Geography Division.

The computer processing systems were developed and coordinated in the Economic Statistical Methods and Programming Division, **Charles P. Pautler, Jr.**, Chief. **H. Ray Dennis**, Assistant Chief for Business Programs, was responsible for the design and implementation of the computer systems. The computer programs were prepared under the supervision of **Steven G. McCraith**, Chief, Utilities and Financial Census Branch, and **William C. Wester**, Chief, Business Census Branch, assisted by **Dennis P. Kelly**, **Barbara L. Lambert**, **Josephine S. McLaughlin**, **William D. McClain**, **David Wang**, and **David L. Sipes**.

Computer processing was performed in the Computer Services Division, **Marvin D. Raines**, Chief.

The staff of the Administrative and Publications Services Division, **Walter C. Odom**, Chief, performed planning, design, composition, editorial review, and printing planning and procurement for publications and report forms. **Gladys Rea** provided publication coordination and editing.

Special acknowledgment is also due the many businesses whose cooperation has contributed to the publication of these data.

If you have any questions concerning the statistics in this report, call 301-457-2725.



**Economics and Statistics
Administration**

Everett M. Ehrlich, Under Secretary
for Economic Affairs



BUREAU OF THE CENSUS

Martha Farnsworth Riche, Director
Harry A. Scarr, Deputy Director

Paula J. Schneider, Principal Associate
Director for Programs

Thomas L. Mesenbourg, Acting Associate
Director for Economic Programs

Thomas L. Mesenbourg, Assistant Director
for Economic Programs

**ECONOMIC PLANNING AND COORDINATION
DIVISION**

John P. Govoni, Chief

SERVICES DIVISION

Carole A. Ambler, Chief

Introduction to the Economic Census

PURPOSES AND USES OF THE ECONOMIC CENSUS

The economic census is the major source of facts about the structure and functioning of the Nation's economy. It provides essential information for government, business, industry, and the general public.

The economic census furnishes an important part of the framework for such composite measures as the gross domestic product, input/output measures, production and price indexes, and other statistical series that measure short-term changes in economic conditions.

Policymaking agencies of the Federal Government use the data, especially in monitoring economic activity and providing assistance to business.

State and local governments use the data to assess business activities and tax bases within their jurisdictions and to develop programs to attract business.

Trade associations study trends in their own and competing industries and keep their members informed of market changes.

Individual businesses use the data to locate potential markets and to analyze their own production and sales performance relative to industry or area averages.

AUTHORITY AND SCOPE

Title 13 of the United States Code (sections 131, 191, and 224) directs the Census Bureau to take the economic census every 5 years, covering years ending in 2 and 7. The 1992 Economic Census consists of the following eight censuses:

- Census of Retail Trade
- Census of Wholesale Trade
- Census of Service Industries
- Census of Financial, Insurance, and Real Estate Industries
- Census of Transportation, Communications, and Utilities
- Census of Manufactures
- Census of Mineral Industries
- Census of Construction Industries

Special programs also cover enterprise statistics and minority-owned and women-owned businesses. (The 1992 Census of Agriculture and 1992 Census of Governments are conducted separately.) The next economic census is scheduled to be taken in 1998 covering the year 1997.

AVAILABILITY OF THE DATA

The results of the economic census are available in printed reports for sale by the U.S. Government Printing Office and on compact discs for sale by the Census Bureau. Order forms for all types of products are available on request from Customer Services, Bureau of the Census, Washington, DC 20233-8300. A more complete description of publications being issued from this census is on the inside back cover of this document.

Census facts are also widely disseminated by trade associations, business journals, and newspapers. Volumes containing census statistics are available in most major public and college libraries. Finally, State data centers in every State as well as business and industry data centers in many States also supply economic census statistics.

WHAT'S NEW IN 1992

The 1992 Economic Census covers more of the economy than any previous census. New for 1992 are data on communications, utilities, finance, insurance, and real estate, as well as coverage of more transportation industries. The economic, agriculture, and governments censuses now collectively cover nearly 98 percent of all economic activity.

Among other changes, new 1992 definitions affect the boundaries of about a third of all metropolitan areas. Also, the Survey of Women-Owned Businesses has now been expanded to include all corporations.

HISTORICAL INFORMATION

The economic census has been taken as an integrated program at 5-year intervals since 1967 and before that for 1963, 1958, and 1954. Prior to that time, the individual subcomponents of the economic census were taken separately at varying intervals.

The economic census traces its beginnings to the 1810 Decennial Census, when questions on manufacturing were included with those for population. Coverage of economic activities was expanded for 1840 and subsequent censuses to include mining and some commercial activities. In 1902, Congress established a permanent Census Bureau and directed that a census of manufactures be taken every 5 years. The 1905 Manufactures Census was the first time a census was taken apart from the regular every-10-year population census.

The first census of business was taken in 1930, covering 1929. Initially it covered retail and wholesale trade and construction industries, but it was broadened in 1933 to include some of the service trades.

The 1954 Economic Census was the first census to be fully integrated—providing comparable census data across economic sectors, using consistent time periods, concepts, definitions, classifications, and reporting units. It was the first census to be taken by mail, using lists of firms provided by the administrative records of other Federal agencies. Since 1963, administrative records also have been used to provide basic statistics for very small firms, reducing or eliminating the need to send them census questionnaires. The Enterprise Statistics Program, which publishes combined data from the economic census, was made possible with the implementation of the integrated census program in 1954.

The range of industries covered in the economic censuses has continued to expand. The census of construction industries began on a regular basis in 1967, and the scope of service industries was broadened in 1967, 1977, and 1987. The census of transportation began in 1963 as a set of surveys covering travel, transportation of commodities, and trucks, but expanded in 1987 to cover business establishments in several transportation industries. For 1992, these statistics are incorporated into a broadened census of transportation, communications, and utilities. Also new for 1992 is the census of financial, insurance, and real estate industries. This is part of a gradual expansion in coverage of industries previously subjected to government regulation.

The Survey of Minority-Owned Business Enterprises was first conducted as a special project in 1969 and was incorporated into the economic census in 1972 along with the Survey of Women-Owned Businesses.

An economic census has also been taken in Puerto Rico since 1909, in the Virgin Islands of the United States and Guam since 1958, and in the Commonwealth of the Northern Mariana Islands since 1982.

Statistical reports from the 1987 and earlier censuses provide historical figures for the study of long-term time series and are available in some large libraries. All of the census data published since 1967 are still available for sale on microfiche from the Census Bureau.

AVAILABILITY OF MORE FREQUENT ECONOMIC DATA

While the census provides complete enumerations every 5 years, there are many needs for more frequent data as well. The Census Bureau conducts a number of monthly, quarterly, and annual surveys, with the results appearing in publication series such as Current Business Reports (retail and wholesale trade and service industries), the Annual Survey of Manufactures, Current Industrial Reports, and the Quarterly Financial Report. Most of these surveys, while providing more frequent observations, yield less kind-of-business and geographic detail than the census. The County Business Patterns program offers annual statistics on the number of establishments, employment, and payroll classified by industry within each county.

SOURCES FOR MORE INFORMATION

More information about the scope, coverage, classification system, data items, and publications for each of the economic censuses and related surveys is published in the *Guide to the 1992 Economic Census and Related Statistics*. More information on the methodology, procedures, and history of the census will be published in the *History of the 1992 Economic Census*. Contact Customer Services for information on availability.

Census of Wholesale Trade

GENERAL

The 1992 Census of Wholesale Trade, part of the 1992 Economic Census, covered wholesale trade as defined in the *Standard Industrial Classification Manual: 1987*¹ (SIC). It included all establishments with one or more paid employees primarily engaged in selling merchandise to retailers; other wholesalers; or industrial, commercial, institutional, farm, or professional users. Companies selling products to which they have title, as well as those acting as agents or brokers in buying or selling merchandise to others, are included. The census excluded governmental organizations classified in the covered industries except for wholesale liquor establishments operated by State and local governments.

The basic tabulations in this report do not include data for establishments which are "auxiliary" (primary function is providing a service, such as warehouses) to other establishments within the same organization. Data for auxiliaries are presented in a subsequent report issued as part of the 1992 Enterprise Statistics reports.

Wholesale firms without employees are excluded from the census. In the census of retail trade, the sales of firms with no paid employees are derived from administrative records of other Federal agencies rather than from a direct canvass. These sources proved impractical for wholesale firms without paid employees. In the census of wholesale trade, the sales value is the gross volume of business conducted. Firms which operated wholly or partly on a commission basis must provide both the gross volume of business conducted and commission receipts on census forms. Agents and brokers do not report to other Federal agencies the gross selling value of goods. Moreover, administrative records make no distinction between commission receipts and sales of products by wholesalers.

Appendix A gives a more detailed explanation of census coverage and methodology.

CENSUS DISCLOSURE RULES

In accordance with Federal law governing census reports, no data are published that would disclose the operations of an individual establishment or business. However, the number of establishments in a kind-of-business

classification is not considered a disclosure, therefore, this information may be released even though other information is withheld.

GEOGRAPHIC AREAS COVERED

This report series presents data for the following areas:

1. The United States as a whole.
2. Each State and the District of Columbia
3. Each consolidated metropolitan statistical area (CMSA) and primary metropolitan statistical area (PMSA) defined by the Office of Management and Budget (OMB) as of June 30, 1993. A CMSA is an area used to facilitate the presentation and analysis of data for large concentrations of metropolitan populations. It includes two or more contiguous PMSA's which have a population of at least 1,000,000² and which meet specific criteria of urban character and of social and economic integration.
4. Each metropolitan statistical area (MSA) defined by the OMB as of June 30, 1993. An MSA is an integrated economic and social unit with a population nucleus of at least 50,000 inhabitants.² Each MSA consists of one or more counties meeting standards of metropolitan character; in New England, cities and towns rather than counties are the component geographic units.
5. The area within the State outside metropolitan areas (MA's).
6. Each county or county equivalent.³ Counties are the primary divisions of States, except in Louisiana where they are called parishes and in Alaska where they are called boroughs and census areas. Maryland, Missouri, Nevada, and Virginia have one place or more that is independent of any county organization and constitutes primary divisions of their States. These places are treated as counties and as places.
7. Each consolidated city.³ Consolidated cities are consolidated governments which consists of separately incorporated municipalities.
8. Each municipality of 2,500 inhabitants or more incorporated as a city, borough, village, or town.^{2 3}

¹*Standard Industrial Classification Manual: 1987*. For sale by Superintendent of Documents, U.S. Government Printing Office, Washington, DC 20402. Stock No. 041-001-00314-2.

²According to 1990 Census of Population or subsequent special census.

³Those defined as of January 1, 1992.

For the economic census, boroughs and census areas in Alaska, and boroughs in New York, are not included in this category.

9. Special economic urban areas (SEUA's), which include townships in Michigan, New Jersey, and Pennsylvania and towns in New York, Wisconsin, and the six New England States with 10,000 inhabitants or more.⁴

DOLLAR VALUES

All dollar values presented in this report are expressed in current dollars, i.e., 1992 data are expressed in 1992 dollars and 1987 data in 1987 dollars. Consequently, when making comparisons to prior years, users of the data should consider the inflation that has occurred

RELIABILITY OF DATA

All data compiled in this report originated from either census questionnaires or administrative records of other Federal agencies and, therefore, are not subject to sampling errors. However, the data are subject to nonsampling errors. Nonsampling errors can be attributed to many sources: inability to identify all cases in the actual universe; definition and classification difficulties; differences in the interpretation of questions; errors in recording or coding the data obtained; and other errors of collection, response, coverage, and estimation for missing or misreported data.

The accuracy of these tabulated data is determined by the joint effects of the various nonsampling errors. No direct measurement of these effects has been obtained except for estimation for missing or misreported data; however, precautionary steps were taken in all phases of the collection, processing, and tabulation of the data in an effort to minimize the effects of nonsampling errors.

The Census Bureau obtains on computer tape limited information extracted from administrative records of other Federal agencies. This information is used in conjunction with other information available to the Census Bureau to develop estimates for nonemployers, small employers, and other establishments for which responses were not received in time for publication. For an indication of the extent that data included in these reports were obtained from the administrative records of other Federal agencies and from estimation, rather than reports directly from respondents, see appendix E. Also, see appendix A for a more detailed explanation of census coverage and methodology.

SPECIAL TABULATIONS

Special tabulations of data collected in the 1992 Census of Wholesale Trade may be obtained, depending on availability of time and personnel, on diskette, computer tape,

⁴According to 1990 Census of Population or subsequent special census.

or in tabular form. The data will be in summary form and subject to the same rules prohibiting disclosure of confidential information (including name, address, kind of business, or other data for individual business establishments or companies) as are the regular publications.

Special tabulations are prepared on a cost basis. A request for a cost estimate, as well as exact specifications on the type and format of the data to be provided, should be directed to the Chief, Services Division, Bureau of the Census, Washington, DC 20233.

To discuss a special tabulation before submitting specifications, call 1-800-541-8345.

ABBREVIATIONS AND SYMBOLS

The following abbreviations and symbols are used in this publication:

–	Represents zero.
(D)	Withheld to avoid disclosing data for individual companies; data are included in broader kind-of-business totals.
(IC)	Independent city.
(NA)	Not available.
(NC)	Not comparable.
(X)	Not applicable.
CMSA	Consolidated metropolitan statistical area.
MA	Metropolitan area.
MSA	Metropolitan statistical area.
n.e.c.	Not elsewhere classified.
PMSA	Primary metropolitan statistical area.
pt.	Part.
r	Revised.
SEUA	Standard economic urban area.
SIC	Standard Industrial Classification.

The following symbols are used in this publication to show employment size ranges for employment data that has been withheld to avoid disclosing data for individual companies (employment size range codes are provided for the first time in the 1992 Economic Census):

Symbol	Employment size
AA	0—19
BB	20—99
CC	100—249
EE	250—499
FF	500—999
GG	1,000—2,499
HH	2,500—4,999
II	5,000—9,999
JJ	10,000—24,999
KK	25,000—49,999
LL	50,000—99,999
MM	100,000 or more

Users' Guide for Locating Statistics in This Report by Table Number

Information shown in tables	Table									
	1	2	3	4	5	6	7	8	9	10
GEOGRAPHIC AREAS										
The State	X	X	X						X	X
Metropolitan Areas (MA's) in the State.....							X			
Area of the State not in any MA								X		
Counties in the State				X						X
Places in the State				² X	¹ X	¹ X			² X	
DATA ITEMS³										
Establishments.....	X		X	⁴ X	⁴ X	⁴ X	⁴ X	⁴ X		
Sales	X		X	⁴ X	⁴ X	⁴ X	⁴ X	⁴ X	X	X
Annual payroll	X		X	⁴ X	⁴ X	⁴ X	⁴ X	⁴ X		
First-quarter payroll.....	X									
Paid employees for pay period including March 12, 1992	X		X	⁵ X	⁵ X	⁵ X	⁵ X	⁵ X		
Inventories	X									
Operating expenses	X									
Sales per establishment.....		X								
Sales per employee		X								
Annual payroll per employee.....		X								
Annual payroll as a percent of operating expenses.....		X								
Employees per establishment.....		X								
Operating expenses as a percent of sales		X								
End-of-year inventories as a percent of sales....		X								
1987 to 1992 comparative statistics (sales, payroll, etc.).....			X							
Counties ranked by volume of sales										X
Places ranked by volume of sales.....									² X	

¹Includes areas with 200 wholesale establishments or more.

²Includes places with 2,500 inhabitants or more, according to the 1990 Census of Population.

³See Explanation of Terms, appendix A.

⁴Manufacturers' sales branches and offices, and agents, brokers, and commission merchants are combined and displayed as "other types of operation."

⁵Presented for total and merchant wholesalers only.

Users' Guide for Locating Statistics in the 1992 Census of Wholesale Trade Reports

Report and geographic area	Information shown in reports by kind of business or industry category										
	Number of establishments	Sales (\$1,000)	Payroll (\$1,000)	Number of employees	Inventories (\$1,000)	Operating expenses (\$1,000)	Commodity line sales (\$1,000)	Sales size and employment size ¹	Legal form of organization	Petroleum bulk stations and terminals	Selected topics
GEOGRAPHIC AREA SERIES											
United States	X	X	X	X	X	X	X				
State	X	X	X	X	X	X	X				
MA	X	X	X	X	X						
County	X	X	X	X	X						
Place	X	X	X	X	X						
ESTABLISHMENT AND FIRM SIZE (INCLUDING LEGAL FORM OF ORGANIZATION)											
United States	X	X	² X	² X	² X	² X		X	X		
MEASURES OF VALUE PRODUCED, CAPITAL EXPENDITURES, DEPRECIABLE ASSETS, AND OPERATING EXPENSES											
United States ²		X	X		X	X			X		³ X
COMMODITY LINE SALES											
United States	X	X					X				
State ⁴	X	X					X				
MA ⁴	X	X					X				
MISCELLANEOUS SUBJECTS											
United States	X	X	X	X	X	X				X	⁵ X
State					X	X				X	
County					X	X				X	

¹Establishments and firms.

²Merchant wholesalers only.

³Value produced, capital expenditures, depreciable assets, and selected operating expenses detail.

⁴Available on CD ROM only.

⁵Class of customer; employment by principal activity; detailed type of operation; inventory detail; commissions of agents and brokers; and gross margins, gross profits, and their components of merchant wholesalers.

Contents

Iowa

[Page numbers listed here omit the prefix that appears as part of the number of each page]

	Page
Introduction to the Economic Census	III
Census of Wholesale Trade	V
Users' Guide for Locating Statistics in This Report by Table Number	VII
Users' Guide for Locating Statistics in the 1992 Census of Wholesale Trade Reports ...	VIII
Summary of Findings	2

FIGURES

1. Percent of Wholesale Sales by Type of Operation: 1992 and 1987	3
2. Wholesale Sales by Industry Group: 1992 and 1987	4
3. Wholesale Employment by Industry Group: 1992 and 1987	5
Maps	6

TABLES

1. Summary Statistics for the State: 1992	7
2. Selected Ratios for the State: 1992	11
3. Comparative Statistics for the State: 1992 and 1987	14
4. Summary Statistics for Counties and for Places With 2,500 Inhabitants or More: 1992	17
5. Summary Statistics for Places With 200 Establishments or More: 1992	22
6. Summary Statistics for Counties With 200 Establishments or More: 1992	25
7. Summary Statistics for Metropolitan Areas: 1992	27
8. Summary Statistics for the Area Outside Metropolitan Areas: 1992	34
9. Places With 2,500 Inhabitants or More Ranked by Volume of Sales: 1992	35
10. Counties Ranked by Volume of Sales: 1992	36

APPENDIXES

A. General Explanation	A-1
B. Sample Report Form and Instructions	B-1
C. Kind-of-Business Titles and Reporting-Form Numbers	C-1
D. Metropolitan Areas	D-1
E. Percent of Sales Data Based on Administrative Records and Estimation for the State: 1992	E-1
F. Geographic Notes	F-1
G. Establishments in Business Any Time During Year and Establishments in Business at End of Year for the State: 1992 and 1987	G-1

Publication Program

Inside back cover

Summary of Findings

Iowa had 6,971 wholesale establishments in 1992 with \$29.4 billion in sales. This represents a .6 percent decrease in wholesale establishments and a 20.2 percent increase in sales over 1987 according to the 1992 Census of Wholesale Trade conducted by the Bureau of the Census, U.S. Department of Commerce.

Merchant wholesalers accounted for 89.5 percent or 6,238 of the total establishments and 77.2 percent or \$22.7 billion of the total sales in 1992 compared with 89.3 percent of the establishments and 72.6 percent of the sales in 1987. Manufacturers' sales branches and offices with 376 establishments and \$3.7 billion in sales and agents, brokers, and commission merchants with 357 establishments and \$3.0 billion in sales made up the rest of the wholesale trade total in 1992.

Grain and field beans wholesalers were the largest group of wholesalers by kind of business in terms of sales with \$7.1 billion followed by farm supplies wholesalers with \$3.3 billion and general-line groceries wholesalers with \$1.9 billion. Out of 69 kind of business groups, these three accounted for 42.0 percent of the total sales in the State.

Annual payroll for all wholesalers in the State was up from \$1.3 billion in 1987 to \$1.6 billion in 1992. Merchant wholesalers had annual payroll of \$1.4 billion in 1992 while manufacturers' sales branches and offices recorded \$180.6 million and agents, brokers, and commission merchants had \$56.4 million.

Employment by all wholesalers in Iowa as of mid-March 1992 was 69,367, an increase of 5.2 percent since 1987. Merchant wholesalers with 60,417 employees accounted for 87.1 percent of the total wholesale employment in 1992 compared with 85.9 percent in 1987.

Inventories of \$2.8 billion were held at wholesale establishments in the State at the end of 1992. Merchant wholesalers held 93.3 percent of these inventories while manufacturers' sales branches and sales offices held 6.5 percent and agent, brokers, and commission merchants held .2 percent. Inventories of all wholesalers increased during 1992 by 2.3 percent while those of merchant wholesalers increased 3.2 percent.

Payroll per employee in the State averaged \$23.6 thousand for all wholesalers in 1992, an increase of 21.6 percent since 1987. Merchant wholesalers averaged \$23.2 thousand per employee while manufacturers' sales branches and offices was \$30.2 thousand and agents, brokers, and commission merchants were \$19.0 thousand in 1992.

Annual payroll as a percent of operating expenses for all wholesalers increased from 46.1 percent in 1987 to 48.3 percent in 1992. The ratio for merchant wholesalers was 48.3 percent; for manufacturers' sales branches and offices it was 47.3 percent; and for agents, brokers and commission merchants it was 50.0 percent.

Figure 1. **Percent of Wholesale Sales by Type of Operation: 1992 and 1987**
(Percents may not add to 100 because of rounding. For meaning of abbreviations and symbols, see introductory text)

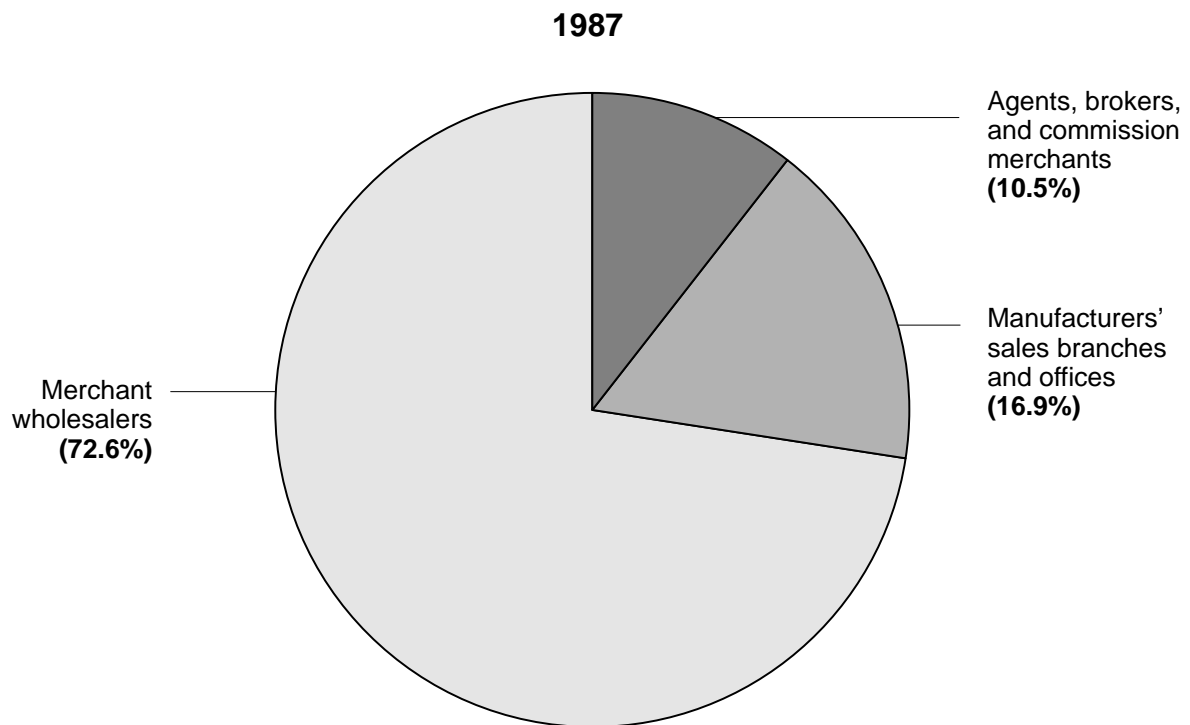
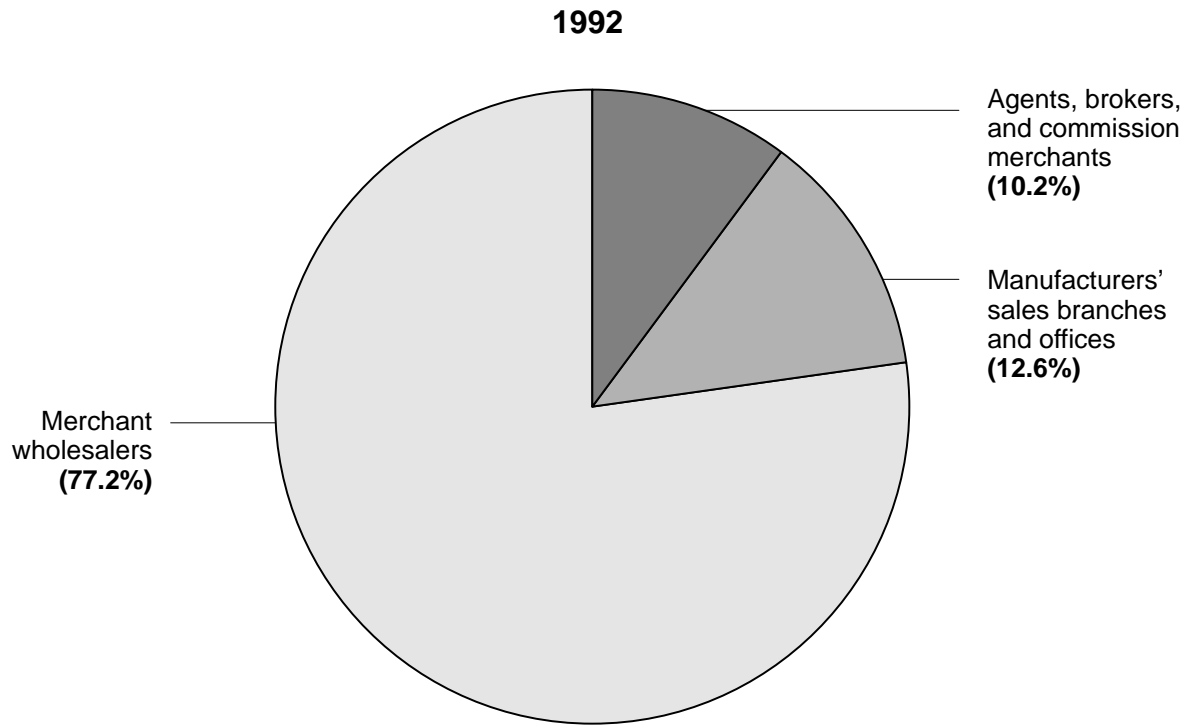




Figure 2. **Wholesale Sales by Industry Group: 1992 and 1987**
(Millions of dollars. For meaning of abbreviations and symbols, see introductory text)

1992 
1987 

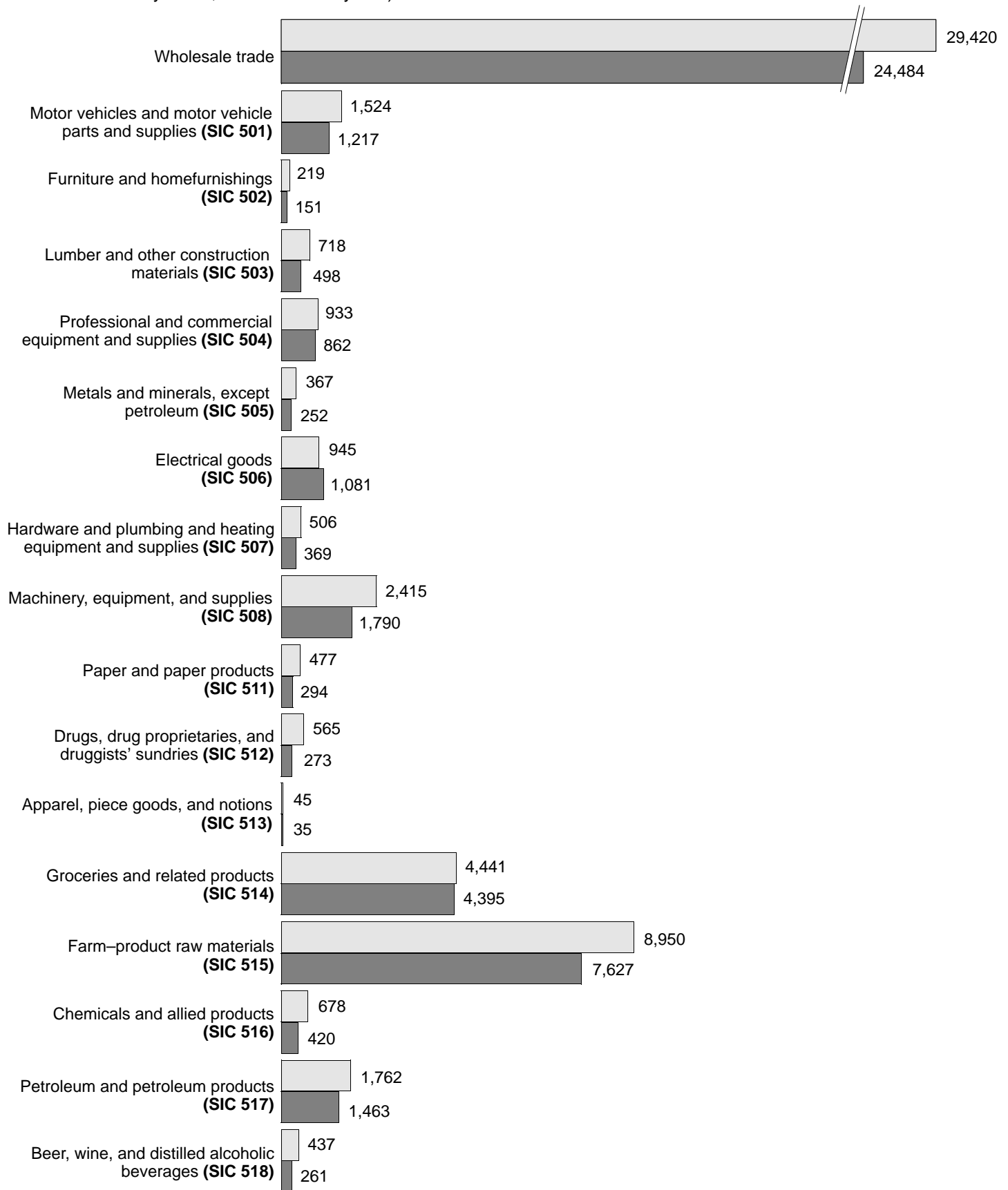




Figure 3. **Wholesale Employment by Industry Group: 1992 and 1987**
 (Number. For meaning of abbreviations and symbols, see introductory text)

1992 
 1987 

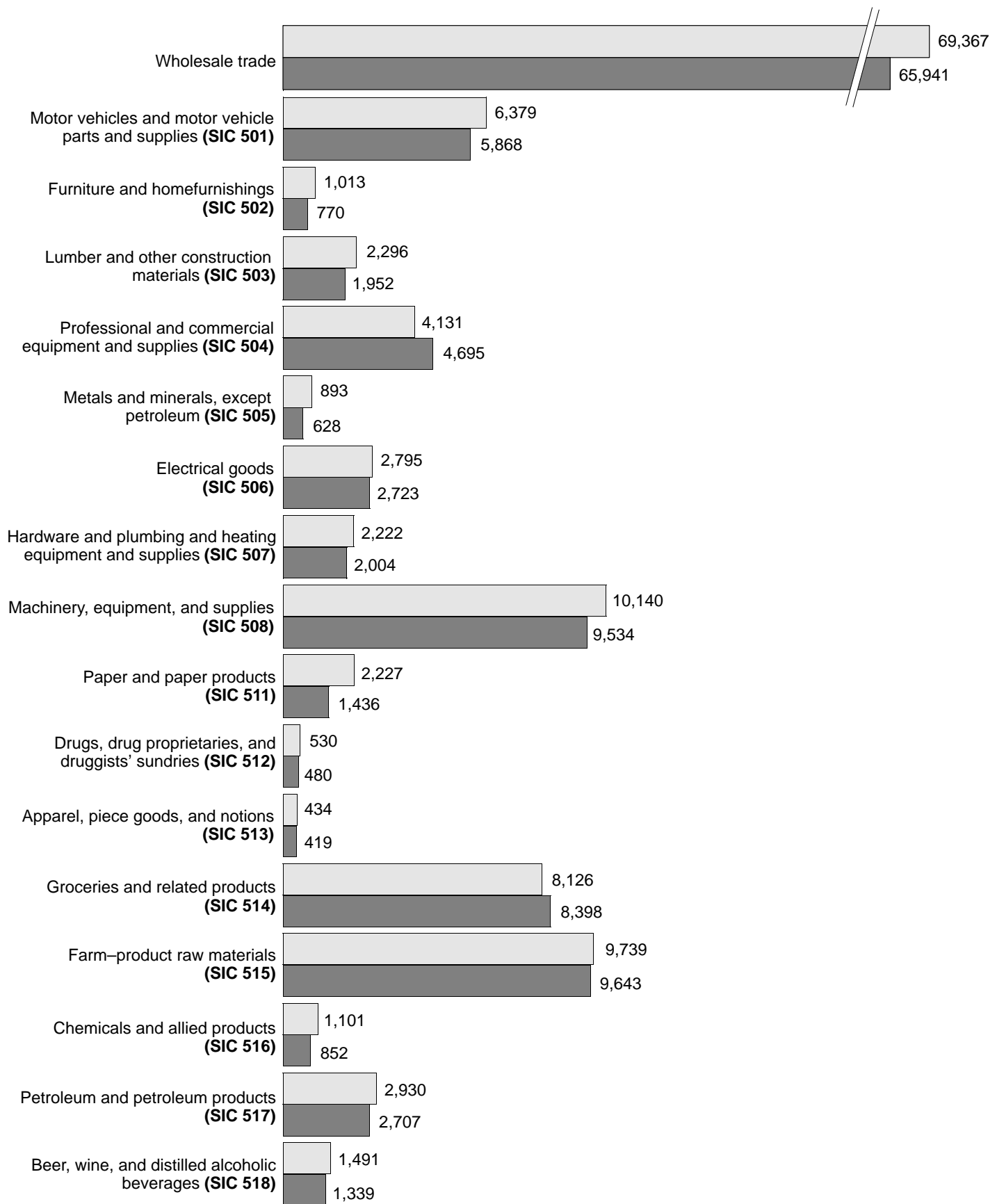




Table 1. Summary Statistics for the State: 1992 —Con.

[For meaning of abbreviations and symbols, see introductory text. For explanation of terms and comparability of 1987 and 1992 censuses, see appendix A]

SIC code	Type of operation and kind of business	Establishments (number)	Sales (\$1,000)	Annual payroll (\$1,000)	First-quarter payroll (\$1,000)	Paid employees for pay period including March 12 (number)	Operating expenses (\$1,000)	End-of-1991 inventories (\$1,000)	End-of-1992 inventories (\$1,000)
TYPES OF OPERATION BY KIND OF BUSINESS —Con.									
Merchant wholesalers —Con.									
50	Durable goods —Con.								
507	Hardware, and plumbing and heating equipment and supplies	223	377 535	49 047	11 213	1 903	89 782	75 060	79 025
5072	Hardware	73	97 004	12 396	2 730	517	25 054	19 324	19 406
5074	Plumbing and heating equipment and supplies (hydronics)	87	170 017	20 471	4 501	773	34 082	43 699	46 044
5075	Warm air heating and air-conditioning equipment and supplies	47	(D)	(D)	(D)	EE	(D)	(D)	(D)
5078	Refrigeration equipment and supplies	16	(D)	(D)	(D)	EE	(D)	(D)	(D)
508	Machinery, equipment, and supplies	1 009	2 130 852	225 226	53 556	9 600	403 646	566 620	561 034
5082	Construction and mining (except petroleum) machinery and equipment	55	(D)	(D)	(D)	FF	(D)	(D)	(D)
5083	Farm and garden machinery and equipment	537	1 104 482	104 768	24 502	4 989	187 934	409 331	396 062
5084	Industrial machinery and equipment	176	335 814	44 365	10 831	1 757	77 065	40 237	40 982
5085	Industrial supplies	161	366 102	35 362	8 303	1 336	66 450	36 661	36 996
5087	Service establishment equipment and supplies	65	(D)	(D)	(D)	FF	(D)	(D)	(D)
5088	Transportation equipment and supplies, except motor vehicles	15	(D)	(D)	(D)	BB	(D)	(D)	(D)
509	Miscellaneous durable goods	281	419 264	40 317	8 900	2 101	88 691	40 258	44 358
5091	Sporting and recreational goods and supplies	40	60 441	7 907	1 713	451	16 995	9 604	11 391
5092	Toys and hobby goods and supplies	29	9 195	1 318	361	130	3 179	1 767	1 480
5093	Scrap and waste materials	133	(D)	(D)	(D)	GG	(D)	(D)	(D)
5094	Jewelry, watches, precious stones, and precious metals	22	(D)	(D)	(D)	BB	(D)	(D)	(D)
5099	Durable goods, n.e.c.	57	46 217	5 536	1 217	311	11 596	5 583	5 026
51	Nondurable goods	3 116	16 323 198	709 527	160 460	31 149	1 632 261	1 362 254	1 433 760
511	Paper and paper products	157	301 284	44 732	10 644	1 920	74 395	27 553	26 158
5111	Printing and writing paper	19	97 714	8 283	1 965	254	13 139	6 996	6 105
5112	Stationery and office supplies	101	130 809	26 810	6 431	1 291	44 321	14 257	14 028
5113	Industrial and personal service paper	37	72 761	9 639	2 248	375	16 935	6 300	6 025
512	Drugs, drug proprietaries, and druggists' sundries	36	336 457	10 578	2 269	399	20 826	40 156	48 659
5122	Drugs, drug proprietaries, and druggists' sundries	36	336 457	10 578	2 269	399	20 826	40 156	48 659
513	Apparel, piece goods, and notions	41	40 316	6 139	1 584	425	13 872	5 022	6 169
5131	Piece goods, notions, and other dry goods	11	13 992	2 257	639	160	4 645	2 188	2 033
5136	Men's and boys' clothing and furnishings	15	(D)	(D)	(D)	CC	(D)	(D)	(D)
5137	Women's, children's, and infants' clothing and accessories	12	(D)	(D)	(D)	BB	(D)	(D)	(D)
5139	Footwear	3	(D)	(D)	(D)	AA	(D)	(D)	(D)
514	Groceries and related products	232	2 607 514	136 333	31 663	5 618	257 152	152 021	152 177
5141	Groceries, general line	29	1 511 933	73 649	17 322	2 665	126 005	115 231	114 581
5142	Packaged frozen foods	26	296 419	19 062	4 357	752	35 773	8 481	10 322
5143	Dairy products, except dried or canned	20	218 942	2 241	467	102	5 168	582	604
5144	Poultry and poultry products	17	(D)	(D)	(D)	EE	(D)	(D)	(D)
5145	Confectionery	13	(D)	(D)	(D)	CC	(D)	(D)	(D)
5146	Fish and seafoods	3	(D)	(D)	(D)	BB	(D)	(D)	(D)
5147	Meats and meat products	45	188 257	10 599	2 179	528	21 946	7 148	6 844
5148	Fresh fruits and vegetables	18	98 349	6 470	1 599	249	11 862	1 334	1 357
5149	Groceries and related products, n.e.c.	61	155 408	15 688	3 677	825	34 676	13 075	10 415
515	Farm-product raw materials	958	7 954 668	192 760	43 858	8 544	528 732	643 387	697 007
5153	Grain and field beans	808	7 119 411	179 915	40 960	7 715	493 614	633 995	682 222
5154	Livestock	125	(D)	(D)	(D)	FF	(D)	(D)	(D)
5159	Farm-product raw materials, n.e.c.	25	(D)	(D)	(D)	CC	(D)	(D)	(D)
516	Chemicals and allied products	102	231 049	24 427	4 778	811	53 763	21 865	24 170
5162	Plastics materials and basic forms and shapes	15	47 967	2 892	696	104	8 118	5 302	4 640
5169	Chemicals and allied products, n.e.c.	87	183 082	21 535	4 082	707	45 645	16 563	19 530
517	Petroleum and petroleum products	399	1 196 953	49 719	11 496	2 701	122 065	51 602	49 258
5171	Petroleum bulk stations and terminals	326	897 924	38 798	9 030	2 150	97 623	41 056	38 738
5172	Petroleum and petroleum products wholesalers, except bulk stations and terminals	73	299 029	10 921	2 466	551	24 442	10 546	10 520
518	Beer, wine, and distilled alcoholic beverages	91	(D)	(D)	(D)	GG	(D)	(D)	(D)
5181	Beer and ale	71	297 560	33 641	7 612	1 244	73 488	17 061	17 511
5182	Wine and distilled alcoholic beverages	20	(D)	(D)	(D)	CC	(D)	(D)	(D)
519	Miscellaneous nondurable goods	1 100	(D)	(D)	(D)	II	(D)	(D)	(D)
5191	Farm supplies	898	2 713 653	161 528	34 736	6 959	388 145	353 541	358 478
5192	Books, periodicals, and newspapers	43	93 158	13 985	3 042	729	28 635	13 174	13 285
5193	Flowers, nursery stock, and florists' supplies	24	(D)	(D)	(D)	EE	(D)	(D)	(D)
5194	Tobacco and tobacco products	20	300 878	12 711	3 266	553	22 023	18 258	20 119
5198	Paints, varnishes, and supplies	14	(D)	(D)	(D)	BB	(D)	(D)	(D)
5199	Nondurable goods, n.e.c.	101	(D)	(D)	(D)	FF	(D)	(D)	(D)
Manufacturers' sales branches and sales offices									
		376	3 712 365	180 565	42 602	5 975	381 605	194 568	178 295
50	Durable goods	163	1 019 524	63 907	15 836	1 887	127 661	73 134	75 854
501	Motor vehicles and motor vehicle parts and supplies	21	123 872	6 510	1 815	239	12 005	9 673	7 804
502	Furniture and homefurnishings	2	(D)	(D)	(D)	BB	(D)	(D)	(D)
503	Lumber and other construction materials	19	121 963	8 933	1 925	295	20 004	8 972	10 699
504	Professional and commercial equipment and supplies	35	355 572	25 610	6 317	577	52 200	7 467	5 264
505	Metals and minerals, except petroleum	6	(D)	(D)	(D)	BB	(D)	(D)	(D)
506	Electrical goods	28	114 093	5 205	1 427	129	9 289	1 821	1 856

Table 1. **Summary Statistics for the State: 1992** —Con.

[For meaning of abbreviations and symbols, see introductory text. For explanation of terms and comparability of 1987 and 1992 censuses, see appendix A]

SIC code	Type of operation and kind of business	Estab-lish-ments (number)	Sales (\$1,000)	Annual payroll (\$1,000)	First-quarter payroll (\$1,000)	Paid employees for pay period including March 12 (number)	Operating expenses (\$1,000)	End-of-1991 inventories (\$1,000)	End-of-1992 inventories (\$1,000)
TYPES OF OPERATION BY KIND OF BUSINESS									
— Con.									
Manufacturers' sales branches and sales offices — Con.									
50	Durable goods — Con.								
507	Hardware, and plumbing and heating equipment and supplies	18	57 859	6 370	1 616	225	11 474	7 872	8 263
508	Machinery, equipment, and supplies	34	172 764	8 368	2 053	332	17 792	36 818	41 298
509	Miscellaneous durable goods	—	—	—	—	—	—	—	—
51	Nondurable goods	213	2 692 841	116 658	26 766	4 088	253 944	121 434	102 441
511	Paper and paper products	26	100 321	7 967	2 108	238	15 902	7 341	9 079
512	Drugs, drug proprietaries, and druggists' sundries	4	(D)	(D)	(D)	CC	(D)	(D)	(D)
513	Apparel, piece goods, and notions	1	(D)	(D)	(D)	AA	(D)	(D)	(D)
514	Groceries and related products	65	752 805	44 009	10 879	1 768	95 387	20 525	13 984
515	Farm-product raw materials	—	—	—	—	—	—	—	—
516	Chemicals and allied products	21	432 269	15 021	3 854	276	29 423	1 687	1 989
517	Petroleum and petroleum products	35	546 272	6 034	1 277	206	16 113	33 224	21 977
518	Beer, wine, and distilled alcoholic beverages	—	—	—	—	—	—	—	—
519	Miscellaneous nondurable goods	61	(D)	(D)	(D)	GG	(D)	(D)	(D)
	Agents, brokers, and commission merchants	357	2 998 587	56 440	13 044	2 975	112 785	7 140	5 912
50	Durable goods	176	692 151	24 481	5 051	839	46 683	3 136	2 185
501	Motor vehicles and motor vehicle parts and supplies	13	82 395	3 491	519	196	5 171	238	212
502	Furniture and homefurnishings	7	(D)	(D)	(D)	AA	(D)	(D)	(D)
503	Lumber and other construction materials	9	84 797	2 097	395	43	4 396	100	107
504	Professional and commercial equipment and supplies	13	28 551	1 951	493	56	4 146	18	22
505	Metals and minerals, except petroleum	10	(D)	(D)	(D)	BB	(D)	(D)	(D)
506	Electrical goods	43	193 191	5 680	1 343	164	9 942	238	226
507	Hardware, and plumbing and heating equipment and supplies	16	70 647	3 236	717	94	5 915	805	207
508	Machinery, equipment, and supplies	53	111 068	5 454	1 100	208	11 076	1 421	1 175
509	Miscellaneous durable goods	12	52 003	717	129	24	2 712	—	—
51	Nondurable goods	181	2 306 436	31 959	7 993	2 136	66 102	4 004	3 727
511	Paper and paper products	7	75 031	1 503	550	69	3 615	18	17
512	Drugs, drug proprietaries, and druggists' sundries	1	(D)	(D)	(D)	AA	(D)	(D)	(D)
513	Apparel, piece goods, and notions	4	(D)	(D)	(D)	AA	(D)	(D)	(D)
514	Groceries and related products	60	1 080 852	19 728	4 727	740	36 477	29	28
515	Farm-product raw materials	69	995 507	7 817	2 019	1 195	19 441	1 403	1 973
516	Chemicals and allied products	8	14 678	292	72	14	620	13	10
517	Petroleum and petroleum products	7	18 769	551	168	23	1 361	258	226
518	Beer, wine, and distilled alcoholic beverages	2	(D)	(D)	(D)	AA	(D)	(D)	(D)
519	Miscellaneous nondurable goods	23	(D)	(D)	(D)	BB	(D)	(D)	(D)

Table 2. Selected Ratios for the State: 1992 – Con.

[For meaning of abbreviations and symbols, see introductory text. For explanation of terms and comparability of 1987 and 1992 censuses, see appendix A]

SIC code	Type of operation and kind of business	Sales		Annual payroll		Employees per establishment ¹ (number)	Operating expenses as percent of sales	End-of-1992 inventories as percent of sales
		Per establishment (dollars)	Per employee ¹ (dollars)	Per employee ¹ (dollars)	As percent of operating expenses			
	Wholesale trade – Con.							
51	Nondurable goods – Con.							
517	Petroleum and petroleum products -----	3 995 451	601 363	19 216	40.4	7	7.9	4.1
5171	Petroleum bulk stations and terminals -----	4 005 994	615 781	18 844	39.5	7	7.8	4.2
5172	Petroleum and petroleum products wholesalers, except bulk stations and terminals -----	3 948 593	543 939	20 701	43.8	7	8.7	3.4
518	Beer, wine, and distilled alcoholic beverages -----	4 694 817	292 836	26 140	45.3	16	19.7	5.3
5181	Beer and ale -----	4 190 986	239 196	27 043	45.8	18	24.7	5.9
5182	Wine and distilled alcoholic beverages -----	6 320 818	562 988	21 595	42.5	11	9.0	4.2
519	Miscellaneous nondurable goods -----	3 350 753	367 512	22 607	43.9	9	14.0	11.4
5191	Farm supplies -----	3 432 668	440 940	24 608	42.7	8	13.1	12.1
5192	Books, periodicals, and newspapers -----	2 855 449	151 919	18 426	48.5	19	25.0	13.9
5193	Flowers, nursery stock, and florists' supplies -----	1 135 462	96 163	14 003	45.9	12	31.7	9.4
5194	Tobacco and tobacco products -----	15 043 900	544 083	22 986	57.7	28	7.3	6.7
5198	Paints, varnishes, and supplies -----	884 864	153 283	19 929	42.0	6	31.0	11.4
5199	Nondurable goods, n.e.c. -----	1 808 553	140 446	17 001	45.0	13	26.9	5.6
	Merchant wholesalers -----	3 640 458	375 874	23 208	48.3	10	12.8	11.3
50	Durable goods -----	2 045 478	218 190	23 664	54.6	9	19.9	17.9
501	Motor vehicles and motor vehicle parts and supplies -----	1 918 240	221 708	21 109	54.8	9	17.4	15.7
5012	Automobiles and other motor vehicles -----	6 798 050	425 676	25 509	56.8	16	10.5	9.9
5013	Motor vehicle supplies and new parts -----	(D)	(D)	(D)	(D)	(D)	(D)	(D)
5014	Tires and tubes -----	(D)	(D)	(D)	(D)	(D)	(D)	(D)
5015	Motor vehicle parts, used -----	480 557	85 374	16 147	45.9	6	41.2	11.6
502	Furniture and home furnishings -----	2 200 434	193 881	25 605	54.2	11	24.4	9.4
5021	Furniture -----	(D)	(D)	(D)	(D)	(D)	(D)	(D)
5023	Home furnishings -----	(D)	(D)	(D)	(D)	(D)	(D)	(D)
503	Lumber and other construction materials -----	2 821 983	260 868	24 557	53.0	11	17.8	9.7
5031	Lumber, plywood, millwork, and wood panels -----	3 412 063	257 514	24 430	57.3	13	16.5	10.2
5032	Brick, stone, and related construction materials -----	1 445 500	218 189	27 047	49.1	7	25.2	8.2
5033	Roofing, siding, and insulation materials -----	(D)	(D)	(D)	(D)	(D)	(D)	(D)
5039	Construction materials, n.e.c. -----	(D)	(D)	(D)	(D)	(D)	(D)	(D)
504	Professional and commercial equipment and supplies -----	1 541 632	156 896	24 223	56.4	10	27.4	11.4
5043	Photographic equipment and supplies -----	1 480 778	148 078	23 211	57.0	10	27.5	13.6
5044	Office equipment -----	1 232 571	104 401	23 686	60.6	12	37.4	14.0
5045	Computers and computer peripheral equipment and software -----	1 558 036	179 836	23 204	57.8	9	22.3	10.0
5046	Commercial equipment, n.e.c. -----	(D)	(D)	(D)	(D)	(D)	(D)	(D)
5047	Medical, dental, and hospital equipment and supplies -----	1 973 127	199 850	28 288	53.5	10	26.5	10.4
5048	Ophthalmic goods -----	(D)	(D)	(D)	(D)	(D)	(D)	(D)
5049	Professional equipment and supplies, n.e.c. -----	2 024 444	176 039	26 005	50.8	12	29.1	7.6
505	Metals and minerals, except petroleum -----	4 824 444	317 707	29 560	54.2	15	17.2	16.1
5051	Metals service centers and offices -----	4 824 444	317 707	29 560	54.2	15	17.2	16.1
5052	Coal and other minerals and ores -----	-	-	-	-	-	-	-
506	Electrical goods -----	2 571 548	254 894	28 524	55.9	10	20.0	12.0
5063	Electrical apparatus and equipment, wiring supplies, and construction materials -----	3 084 048	291 703	29 535	56.5	11	17.9	12.8
5064	Electrical appliances, television and radio sets -----	(D)	(D)	(D)	(D)	(D)	(D)	(D)
5065	Electronic parts and equipment, n.e.c. -----	(D)	(D)	(D)	(D)	(D)	(D)	(D)
507	Hardware, and plumbing and heating equipment and supplies -----	1 692 982	198 389	25 774	54.6	9	23.8	20.9
5072	Hardware -----	1 328 822	187 629	23 977	49.5	7	25.8	20.0
5074	Plumbing and heating equipment and supplies (hydronics) -----	1 954 218	219 944	26 483	60.1	9	20.0	27.1
5075	Warm air heating and air-conditioning equipment and supplies -----	(D)	(D)	(D)	(D)	(D)	(D)	(D)
5078	Refrigeration equipment and supplies -----	(D)	(D)	(D)	(D)	(D)	(D)	(D)
508	Machinery, equipment, and supplies -----	2 111 845	221 964	23 461	55.8	10	18.9	26.3
5082	Construction and mining (except petroleum) machinery and equipment -----	(D)	(D)	(D)	(D)	(D)	(D)	(D)
5083	Farm and garden machinery and equipment -----	2 056 764	221 383	21 000	55.7	9	17.0	35.9
5084	Industrial machinery and equipment -----	1 908 034	191 129	25 250	57.6	10	22.9	12.2
5085	Industrial supplies -----	2 273 925	274 028	26 469	53.2	8	18.2	10.1
5087	Service establishment equipment and supplies -----	(D)	(D)	(D)	(D)	(D)	(D)	(D)
5088	Transportation equipment and supplies, except motor vehicles -----	(D)	(D)	(D)	(D)	(D)	(D)	(D)
509	Miscellaneous durable goods -----	1 492 043	199 554	19 189	45.5	7	21.2	10.6
5091	Sporting and recreational goods and supplies -----	1 511 025	134 016	17 532	46.6	11	28.1	18.8
5092	Toys and hobby goods and supplies -----	317 069	70 731	10 138	41.5	4	34.6	16.1
5093	Scrap and waste materials -----	(D)	(D)	(D)	(D)	(D)	(D)	(D)
5094	Jewelry, watches, precious stones, and precious metals -----	(D)	(D)	(D)	(D)	(D)	(D)	(D)
5099	Durable goods, n.e.c. -----	810 825	148 608	17 801	47.7	5	25.1	10.9
51	Nondurable goods -----	5 238 510	524 036	22 778	43.5	10	10.0	8.8
511	Paper and paper products -----	1 919 006	156 919	23 298	60.1	12	24.7	8.7
5111	Printing and writing paper -----	5 142 842	384 701	32 610	63.0	13	13.4	6.2
5112	Stationery and office supplies -----	1 295 139	101 324	20 767	60.5	13	33.9	10.7
5113	Industrial and personal service paper -----	1 966 514	194 029	25 704	56.9	10	23.3	8.3
512	Drugs, drug proprietaries, and druggists' sundries -----	9 346 028	843 251	26 511	50.8	11	6.2	14.5
5122	Drugs, drug proprietaries, and druggists' sundries -----	9 346 028	843 251	26 511	50.8	11	6.2	14.5
513	Apparel, piece goods, and notions -----	983 317	94 861	14 445	44.3	10	34.4	15.3
5131	Piece goods, notions, and other dry goods -----	1 272 000	87 450	14 106	48.6	15	33.2	14.5
5136	Men's and boys' clothing and furnishings -----	(D)	(D)	(D)	(D)	(D)	(D)	(D)
5137	Women's, children's, and infants' clothing and accessories -----	(D)	(D)	(D)	(D)	(D)	(D)	(D)
5139	Footwear -----	(D)	(D)	(D)	(D)	(D)	(D)	(D)

See footnotes at end of table.

Table 2. Selected Ratios for the State: 1992 – Con.

[For meaning of abbreviations and symbols, see introductory text. For explanation of terms and comparability of 1987 and 1992 censuses, see appendix A]

SIC code	Type of operation and kind of business	Sales		Annual payroll		Employees per establishment ¹ (number)	Operating expenses as percent of sales	End-of-1992 inventories as percent of sales
		Per establishment (dollars)	Per employee ¹ (dollars)	Per employee ¹ (dollars)	As percent of operating expenses			
Merchant wholesalers – Con.								
51	Nondurable goods – Con.							
514	Groceries and related products	11 239 284	464 136	24 267	53.0	24	9.9	5.8
5141	Groceries, general line	52 135 621	567 329	27 636	58.4	92	8.3	7.6
5142	Packaged frozen foods	11 400 731	394 174	25 348	53.3	29	12.1	3.5
5143	Dairy products, except dried or canned	10 947 100	2 146 490	21 971	43.4	5	2.4	.3
5144	Poultry and poultry products	(D)	(D)	(D)	(D)	(D)	(D)	(D)
5145	Confectionery	(D)	(D)	(D)	(D)	(D)	(D)	(D)
5146	Fish and seafoods	(D)	(D)	(D)	(D)	(D)	(D)	(D)
5147	Meats and meat products	4 183 489	356 547	20 074	48.3	12	11.7	3.6
5148	Fresh fruits and vegetables	5 463 833	394 976	25 984	54.5	14	12.1	1.4
5149	Groceries and related products, n.e.c.	2 547 672	188 373	19 016	45.2	14	22.3	6.7
515	Farm-product raw materials	8 303 411	931 024	22 561	36.5	9	6.6	8.8
5153	Grain and field beans	8 811 152	922 801	23 320	36.4	10	6.9	9.6
5154	Livestock	(D)	(D)	(D)	(D)	(D)	(D)	(D)
5159	Farm-product raw materials, n.e.c.	(D)	(D)	(D)	(D)	(D)	(D)	(D)
516	Chemicals and allied products	2 265 186	284 894	30 120	45.4	8	23.3	10.5
5162	Plastics materials and basic forms and shapes	3 197 800	461 221	27 808	35.6	7	16.9	9.7
5169	Chemicals and allied products, n.e.c.	2 104 391	258 956	30 460	47.2	8	24.9	10.7
517	Petroleum and petroleum products	2 999 882	443 152	18 408	40.7	7	10.2	4.1
5171	Petroleum bulk stations and terminals	2 754 368	417 639	18 046	39.7	7	10.9	4.3
5172	Petroleum and petroleum products wholesalers, except bulk stations and terminals	4 096 288	542 702	19 820	44.7	8	8.2	3.5
518	Beer, wine, and distilled alcoholic beverages	(D)	(D)	(D)	(D)	(D)	(D)	(D)
5181	Beer and ale	4 190 986	239 196	27 043	45.8	18	24.7	5.9
5182	Wine and distilled alcoholic beverages	(D)	(D)	(D)	(D)	(D)	(D)	(D)
519	Miscellaneous nondurable goods	(D)	(D)	(D)	(D)	(D)	(D)	(D)
5191	Farm supplies	3 021 885	389 949	23 211	41.6	8	14.3	13.2
5192	Books, periodicals, and newspapers	2 166 465	127 789	19 184	48.8	17	30.7	14.3
5193	Flowers, nursery stock, and florists' supplies	(D)	(D)	(D)	(D)	(D)	(D)	(D)
5194	Tobacco and tobacco products	15 043 900	544 083	22 986	57.7	28	7.3	6.7
5198	Paints, varnishes, and supplies	(D)	(D)	(D)	(D)	(D)	(D)	(D)
5199	Nondurable goods, n.e.c.	(D)	(D)	(D)	(D)	(D)	(D)	(D)
Manufacturers' sales branches and sales offices		9 873 311	621 316	30 220	47.3	16	10.3	4.8
50	Durable goods	6 254 748	540 288	33 867	50.1	12	12.5	7.4
501	Motor vehicles and motor vehicle parts and supplies	5 898 667	518 293	27 238	54.2	11	9.7	6.3
502	Furniture and home furnishings	(D)	(D)	(D)	(D)	(D)	(D)	(D)
503	Lumber and other construction materials	6 419 105	413 434	30 281	44.7	16	16.4	8.8
504	Professional and commercial equipment and supplies	10 159 200	616 243	44 385	49.1	16	14.7	1.5
505	Metals and minerals, except petroleum	(D)	(D)	(D)	(D)	(D)	(D)	(D)
506	Electrical goods	4 074 750	884 442	40 349	56.0	5	8.1	1.6
507	Hardware, and plumbing and heating equipment and supplies	3 214 389	257 151	28 311	55.5	13	19.8	14.3
508	Machinery, equipment, and supplies	5 081 294	520 373	25 205	47.0	10	10.3	23.9
509	Miscellaneous durable goods	–	–	–	–	–	–	–
51	Nondurable goods	12 642 446	658 718	28 537	45.9	19	9.4	3.8
511	Paper and paper products	3 858 500	421 517	33 475	50.1	9	15.9	9.0
512	Drugs, drug proprietaries, and druggists' sundries	(D)	(D)	(D)	(D)	(D)	(D)	(D)
513	Apparel, piece goods, and notions	(D)	(D)	(D)	(D)	(D)	(D)	(D)
514	Groceries and related products	11 581 615	425 795	24 892	46.1	27	12.7	1.9
515	Farm-product raw materials	–	–	–	–	–	–	–
516	Chemicals and allied products	20 584 238	1 566 192	54 424	51.1	13	6.8	.5
517	Petroleum and petroleum products	15 607 771	2 651 806	29 291	37.4	6	2.9	4.0
518	Beer, wine, and distilled alcoholic beverages	(D)	(D)	(D)	(D)	(D)	(D)	(D)
519	Miscellaneous nondurable goods	(D)	(D)	(D)	(D)	(D)	(D)	(D)
Agents, brokers, and commission merchants		8 399 403	1 007 928	18 971	50.0	8	3.8	.2
50	Durable goods	3 932 676	824 971	29 179	52.4	5	6.7	.3
501	Motor vehicles and motor vehicle parts and supplies	6 338 077	420 383	17 811	67.5	15	6.3	.3
502	Furniture and home furnishings	(D)	(D)	(D)	(D)	(D)	(D)	(D)
503	Lumber and other construction materials	9 421 889	1 972 023	48 767	47.7	5	5.2	.1
504	Professional and commercial equipment and supplies	2 196 231	509 839	34 839	47.1	4	14.5	.1
505	Metals and minerals, except petroleum	(D)	(D)	(D)	(D)	(D)	(D)	(D)
506	Electrical goods	4 492 814	1 177 994	34 634	57.1	4	5.1	.1
507	Hardware, and plumbing and heating equipment and supplies	4 415 438	751 564	34 426	54.7	6	8.4	.3
508	Machinery, equipment, and supplies	2 095 623	533 981	26 221	49.2	4	10.0	1.1
509	Miscellaneous durable goods	4 333 583	2 166 792	29 875	26.4	2	5.2	–
51	Nondurable goods	12 742 740	1 079 792	14 962	48.3	12	2.9	.2
511	Paper and paper products	10 718 714	1 087 406	21 783	41.6	10	4.8	–
512	Drugs, drug proprietaries, and druggists' sundries	(D)	(D)	(D)	(D)	(D)	(D)	(D)
513	Apparel, piece goods, and notions	(D)	(D)	(D)	(D)	(D)	(D)	(D)
514	Groceries and related products	18 014 200	1 460 611	26 659	54.1	12	3.4	–
515	Farm-product raw materials	14 427 638	833 060	6 541	40.2	17	2.0	.2
516	Chemicals and allied products	1 834 750	1 048 429	20 857	47.1	2	4.2	.1
517	Petroleum and petroleum products	2 681 286	816 043	23 957	40.5	3	7.3	1.2
518	Beer, wine, and distilled alcoholic beverages	(D)	(D)	(D)	(D)	(D)	(D)	(D)
519	Miscellaneous nondurable goods	(D)	(D)	(D)	(D)	(D)	(D)	(D)

¹Based on number of employees for pay period including March 12.

Table 3. Comparative Statistics for the State: 1992 and 1987 — Con.

[For meaning of abbreviations and symbols, see introductory text. For explanation of terms and comparability of 1987 and 1992 censuses, see appendix A]

SIC code	Type of operation and kind of business	Establishments		Sales			Annual payroll			Paid employees for pay period including March 12	
		1992 (number)	1987 (number)	1992 (\$1,000)	1987 (\$1,000)	Percent change 1987 to 1992	1992 (\$1,000)	1987 (\$1,000)	Percent change 1987 to 1992	1992 (number)	1987 (number)
Merchant wholesalers—Con.											
51	Nondurable goods	3 116	3 219	16 323 198	13 090 548	24.7	709 527	561 058	26.5	31 149	29 899
511	Paper and paper products	157	107	301 284	221 990	35.7	44 732	25 621	74.6	1 920	1 214
5111	Printing and writing paper	19	19	97 714	(D)	(D)	8 283	(D)	(D)	254	EE
5112	Stationery and office supplies	101	62	130 809	(D)	(D)	26 810	(D)	(D)	1 291	FF
5113	Industrial and personal service paper	37	26	72 761	44 269	64.4	9 639	6 014	60.3	375	283
512	Drugs, drug proprietaries, and druggists' sundries	36	41	336 457	(D)	(D)	10 578	(D)	(D)	399	EE
5122	Drugs, drug proprietaries, and druggists' sundries	36	41	336 457	(D)	(D)	10 578	(D)	(D)	399	EE
513	Apparel, piece goods, and notions	41	26	40 316	23 389	72.4	6 139	3 495	75.7	425	306
5131	Piece goods, notions, and other dry goods	11	9	13 992	13 436	4.1	2 257	2 566	-12.0	160	200
5136	Men's and boys' clothing and furnishings	15	5	(D)	(D)	(D)	(D)	(D)	(D)	CC	BB
5137	Women's, children's, and infants' clothing and accessories	12	6	(D)	(D)	(D)	(D)	(D)	(D)	BB	BB
5139	Footwear	3	6	(D)	(D)	(D)	(D)	(D)	(D)	AA	BB
514	Groceries and related products	232	240	2 607 514	2 298 548	13.4	136 333	110 604	23.3	5 618	5 460
5141	Groceries, general line	29	18	1 511 933	878 191	72.2	73 649	45 982	60.2	2 665	1 897
5142	Packaged frozen foods	26	13	296 419	30 574	869.5	19 062	2 354	709.8	752	146
5143	Dairy products, except dried or canned	20	29	218 942	139 812	56.6	2 241	3 223	-30.5	102	174
5144	Poultry and poultry products	17	24	(D)	95 286	(D)	(D)	6 502	(D)	EE	485
5145	Confectionery	13	18	(D)	(D)	(D)	(D)	(D)	(D)	CC	EE
5146	Fish and seafoods	3	1	(D)	(D)	(D)	(D)	(D)	(D)	BB	AA
5147	Meats and meat products	45	62	188 257	526 093	-64.2	10 599	23 895	-55.6	528	1 252
5148	Fresh fruits and vegetables	18	23	98 349	77 826	26.4	6 470	4 736	36.6	249	271
5149	Groceries and related products, n.e.c.	61	52	155 408	512 839	-69.7	15 688	20 304	-22.7	825	962
515	Farm-product raw materials	958	1 041	7 954 668	6 656 175	19.5	192 760	157 468	22.4	8 544	8 302
5153	Grain and field beans	808	858	7 119 411	(D)	(D)	179 915	(D)	(D)	7 715	II
5154	Livestock	125	158	(D)	1 338 672	(D)	(D)	9 581	(D)	FF	757
5159	Farm-product raw materials, n.e.c.	25	25	(D)	(D)	(D)	(D)	(D)	(D)	CC	EE
516	Chemicals and allied products	102	89	231 049	165 411	39.7	24 427	14 441	69.2	811	669
5162	Plastics materials and basic forms and shapes	15	15	47 967	(D)	(D)	2 892	(D)	(D)	104	BB
5169	Chemicals and allied products, n.e.c.	87	74	183 082	(D)	(D)	21 535	(D)	(D)	707	FF
517	Petroleum and petroleum products	399	399	1 196 953	833 722	43.6	49 719	39 201	26.8	2 701	2 592
5171	Petroleum bulk stations and terminals	326	330	897 924	626 173	43.4	38 798	30 840	25.8	2 150	2 049
5172	Petroleum and petroleum products wholesalers, except bulk stations and terminals	73	69	299 029	207 549	44.1	10 921	8 361	30.6	551	543
518	Beer, wine, and distilled alcoholic beverages	91	91	(D)	(D)	(D)	(D)	(D)	(D)	GG	GG
5181	Beer and ale	71	83	297 560	(D)	(D)	33 641	(D)	(D)	1 244	GG
5182	Wine and distilled alcoholic beverages	20	8	(D)	(D)	(D)	(D)	(D)	(D)	CC	BB
519	Miscellaneous nondurable goods	1 100	1 185	(D)	2 382 924	(D)	(D)	169 786	(D)	II	9 613
5191	Farm supplies	898	976	2 713 653	1 858 986	46.0	161 528	127 506	26.7	6 959	6 943
5192	Books, periodicals, and newspapers	43	45	93 158	103 550	-10.0	13 985	10 489	33.3	729	731
5193	Flowers, nursery stock, and florists' supplies	24	22	(D)	(D)	(D)	(D)	(D)	(D)	EE	CC
5194	Tobacco and tobacco products	20	26	300 878	252 180	19.3	12 711	11 865	7.1	553	582
5198	Paints, varnishes, and supplies	14	13	(D)	(D)	(D)	(D)	(D)	(D)	BB	CC
5199	Nondurable goods, n.e.c.	101	103	(D)	136 550	(D)	(D)	14 926	(D)	FF	1 023
Manufacturers' sales branches and sales offices											
50	Durable goods	163	169	1 019 524	1 421 612	-28.3	63 907	72 026	-11.3	1 887	2 421
501	Motor vehicles and motor vehicle parts and supplies	21	14	123 872	189 419	-34.6	6 510	7 008	-7.1	239	282
502	Furniture and home furnishings	2	2	(D)	(D)	(D)	(D)	(D)	(D)	BB	BB
503	Lumber and other construction materials	19	11	121 963	52 330	133.1	8 933	2 915	206.4	295	116
504	Professional and commercial equipment and supplies	35	54	355 572	414 309	-14.2	25 610	38 517	-33.5	577	1 145
505	Metals and minerals, except petroleum	6	4	(D)	35 461	(D)	(D)	623	(D)	BB	25
506	Electrical goods	28	31	114 093	(D)	(D)	5 205	(D)	(D)	129	EE
507	Hardware, and plumbing and heating equipment and supplies	18	8	57 859	(D)	(D)	6 370	(D)	(D)	225	BB
508	Machinery, equipment, and supplies	34	45	172 764	(D)	(D)	8 368	(D)	(D)	332	EE
509	Miscellaneous durable goods	-	-	-	-	-	-	-	-	-	-
51	Nondurable goods	213	220	2 692 841	2 712 390	-7	116 658	84 855	37.5	4 088	3 674
511	Paper and paper products	26	22	100 321	67 816	47.9	7 967	6 195	28.6	238	213
512	Drugs, drug proprietaries, and druggists' sundries	4	2	(D)	(D)	(D)	(D)	(D)	(D)	CC	BB
513	Apparel, piece goods, and notions	1	-	(D)	(X)	(X)	(D)	(X)	(X)	AA	-
514	Groceries and related products	65	75	752 805	1 196 977	-37.1	44 009	46 533	-5.4	1 768	2 243
515	Farm-product raw materials	-	-	-	-	-	-	-	-	-	-
516	Chemicals and allied products	21	18	432 269	(D)	(D)	15 021	(D)	(D)	276	CC
517	Petroleum and petroleum products	35	18	546 272	593 974	-8.0	6 034	2 232	170.3	206	77
518	Beer, wine, and distilled alcoholic beverages	-	1	-	(D)	(D)	-	(D)	(D)	-	AA
519	Miscellaneous nondurable goods	61	84	(D)	593 653	(D)	(D)	21 195	(D)	GG	903
Agents, brokers, and commission merchants											
50	Durable goods	176	176	692 151	566 024	22.3	24 481	18 289	33.9	839	848
501	Motor vehicles and motor vehicle parts and supplies	13	5	82 395	50 688	62.6	3 491	1 263	176.4	196	158
502	Furniture and home furnishings	7	5	(D)	(D)	(D)	(D)	(D)	(D)	AA	AA
503	Lumber and other construction materials	9	11	84 797	58 202	45.7	2 097	1 320	58.9	43	52
504	Professional and commercial equipment and supplies	13	13	28 551	22 671	25.9	1 951	1 649	18.3	56	77
505	Metals and minerals, except petroleum	10	8	(D)	50 741	(D)	(D)	788	(D)	BB	25
506	Electrical goods	43	42	193 191	(D)	(D)	5 680	(D)	(D)	164	CC

Table 3. Comparative Statistics for the State: 1992 and 1987 — Con.

[For meaning of abbreviations and symbols, see introductory text. For explanation of terms and comparability of 1987 and 1992 censuses, see appendix A]

SIC code	Type of operation and kind of business	Establishments		Sales			Annual payroll			Paid employees for pay period including March 12	
		1992 (number)	1987 (number)	1992 (\$1,000)	1987 (\$1,000)	Percent change 1987 to 1992	1992 (\$1,000)	1987 (\$1,000)	Percent change 1987 to 1992	1992 (number)	1987 (number)
	Agents, brokers, and commission merchants — Con.										
50	Durable goods — Con.										
507	Hardware, and plumbing and heating equipment and supplies	16	23	70 647	(D)	(D)	3 236	(D)	(D)	94	CC
508	Machinery, equipment, and supplies	53	42	111 068	(D)	(D)	5 454	(D)	(D)	208	CC
509	Miscellaneous durable goods	12	27	52 003	119 383	-56.4	717	2 628	-72.7	24	94
51	Nondurable goods	181	188	2 306 436	2 016 725	14.4	31 959	27 515	16.2	2 136	2 349
511	Paper and paper products	7	8	75 031	3 750	1 900.8	1 503	158	851.3	69	9
512	Drugs, drug proprietaries, and druggists' sundries	1	—	(D)	—	(X)	(D)	—	(X)	AA	—
513	Apparel, piece goods, and notions	4	5	(D)	12 090	(D)	(D)	759	(D)	AA	113
514	Groceries and related products	60	55	1 080 852	899 358	20.2	19 728	16 661	18.4	740	695
515	Farm-product raw materials	69	82	995 507	971 136	2.5	7 817	6 712	16.5	1 195	1 341
516	Chemicals and allied products	8	5	14 678	(D)	(D)	292	(D)	(D)	14	BB
517	Petroleum and petroleum products	7	11	18 769	35 572	-47.2	551	561	-1.8	23	38
518	Beer, wine, and distilled alcoholic beverages	2	1	(D)	(D)	(D)	(D)	(D)	(D)	AA	AA
519	Miscellaneous nondurable goods	23	21	(D)	73 830	(D)	(D)	2 359	(D)	BB	132

Table 4. Summary Statistics for Counties and for Places With 2,500 Inhabitants or More: 1992

[For meaning of abbreviations and symbols, see introductory text. For explanation of terms and comparability of 1987 and 1992 censuses, see appendix A. For information on geographic areas followed by ▲, see appendix F]

Geographic area	Estab-lish-ments (number)	Sales (\$1,000)	Annual payroll (\$1,000)	Paid employees for pay period including March 12 (number)	Merchant wholesalers			Other operating types		
					Estab-lish-ments (number)	Sales (\$1,000)	Annual payroll (\$1,000)	Paid employees for pay period including March 12 (number)	Estab-lish-ments (number)	Sales (\$1,000)
Iowa	6 971	29 420 132	1 639 133	69 367	6 238	22 709 180	1 402 128	60 417	733	6 710 952
Adair County	22	62 196	4 089	192	22	62 196	4 089	192	—	—
Adams County	17	23 192	1 035	79	14	21 795	989	66	3	1 397
Allamakee County	38	139 714	6 372	431	34	(D)	(D)	EE	4	(D)
Waukon	18	(D)	(D)	CC	14	(D)	(D)	CC	4	(D)
Balance of county	20	(D)	(D)	EE	20	(D)	(D)	EE	—	—
Appanoose County	19	44 861	2 158	147	18	(D)	(D)	CC	1	(D)
Centerville	13	(D)	(D)	CC	12	32 628	1 746	117	1	(D)
Balance of county	6	(D)	(D)	BB	6	(D)	(D)	BB	—	—
Audubon County	31	103 144	3 035	187	28	75 941	2 519	145	3	27 203
Audubon	18	76 884	2 204	119	17	(D)	(D)	CC	1	(D)
Balance of county	13	26 260	831	68	11	(D)	(D)	BB	2	(D)
Benton County	59	185 085	10 209	554	57	(D)	(D)	FF	2	(D)
Belle Plaine	9	73 269	2 924	147	8	(D)	(D)	CC	1	(D)
Vinton	15	28 923	1 498	81	15	28 923	1 498	81	—	—
Balance of county	35	82 893	5 787	326	34	(D)	(D)	EE	1	(D)
Black Hawk County	227	625 279	59 605	2 514	215	597 325	57 144	2 415	12	27 954
Cedar Falls	43	179 383	14 712	519	41	(D)	(D)	FF	2	(D)
Evansdale	5	(D)	(D)	BB	3	(D)	(D)	BB	2	(D)
Waterloo	153	344 856	41 156	1 807	146	328 051	39 125	1 728	7	16 805
Balance of county	26	(D)	(D)	CC	25	(D)	(D)	CC	1	(D)
Boone County	30	103 840	4 637	226	28	(D)	(D)	CC	2	(D)
Boone	15	(D)	(D)	CC	13	(D)	(D)	BB	2	(D)
Balance of county	15	(D)	(D)	CC	15	(D)	(D)	CC	—	—
Bremer County	62	161 320	7 274	397	59	(D)	(D)	EE	3	(D)
Waverly	22	53 944	2 852	142	21	(D)	(D)	CC	1	(D)
Balance of county	40	107 376	4 422	255	38	(D)	(D)	CC	2	(D)
Buchanan County	48	184 381	8 782	393	47	(D)	(D)	EE	1	(D)
Independence	18	(D)	(D)	CC	17	(D)	(D)	CC	1	(D)
Balance of county	30	(D)	(D)	EE	30	(D)	(D)	EE	—	—
Buena Vista County	56	186 402	11 782	524	52	180 619	11 285	493	4	5 783
Storm Lake	31	(D)	(D)	EE	28	(D)	(D)	EE	3	(D)
Balance of county	25	(D)	(D)	CC	24	(D)	(D)	CC	1	(D)
Butler County	56	158 866	6 176	329	53	148 843	5 923	290	3	10 023
Calhoun County	35	190 592	6 384	277	34	(D)	(D)	EE	1	(D)
Carroll County	90	419 895	32 573	1 383	87	407 052	31 287	1 340	3	12 843
Carroll	44	165 504	12 301	590	42	(D)	(D)	FF	2	(D)
Balance of county	46	254 391	20 272	793	45	(D)	(D)	FF	1	(D)
Cass County	51	150 561	8 831	492	46	142 262	8 187	455	5	8 299
Atlantic	26	72 426	5 138	277	23	(D)	(D)	EE	3	(D)
Balance of county	25	78 135	3 693	215	23	(D)	(D)	CC	2	(D)

Table 4. Summary Statistics for Counties and for Places With 2,500 Inhabitants or More: 1992—Con.

[For meaning of abbreviations and symbols, see introductory text. For explanation of terms and comparability of 1987 and 1992 censuses, see appendix A. For information on geographic areas followed by ▲, see appendix F]

Geographic area	Estab-lish-ments (number)	Sales (\$1,000)	Annual payroll (\$1,000)	Paid employees for pay period including March 12 (number)	Merchant wholesalers			Other operating types		
					Estab-lish-ments (number)	Sales (\$1,000)	Annual payroll (\$1,000)	Paid employees for pay period including March 12 (number)	Estab-lish-ments (number)	Sales (\$1,000)
Iowa—Con.										
Cedar County -----	49	136 820	6 996	363	47	(D)	(D)	EE	2	(D)
Tipton -----	16	24 766	2 208	100	16	24 766	2 208	100	--	--
Wilton (part) ▲-----	--	--	--	--	--	--	--	--	--	--
Balance of county -----	33	112 054	4 788	263	31	(D)	(D)	CC	2	(D)
Cerro Gordo County -----	126	920 457	30 037	1 200	116	888 716	27 225	1 097	10	31 741
Clear Lake -----	19	44 789	1 575	77	18	(D)	(D)	BB	1	(D)
Mason City -----	78	778 452	23 465	913	71	750 620	21 090	831	7	27 832
Balance of county -----	29	97 216	4 997	210	27	(D)	(D)	CC	2	(D)
Cherokee County -----	26	96 004	5 083	247	25	(D)	(D)	CC	1	(D)
Cherokee -----	14	(D)	(D)	CC	13	(D)	(D)	CC	1	(D)
Balance of county -----	12	(D)	(D)	CC	12	(D)	(D)	CC	--	--
Chickasaw County -----	43	144 776	6 354	344	41	(D)	(D)	EE	2	(D)
New Hampton -----	25	(D)	(D)	CC	23	99 883	3 866	215	2	(D)
Balance of county -----	18	(D)	(D)	BB	18	(D)	(D)	BB	--	--
Clarke County -----	11	15 556	921	49	9	(D)	(D)	BB	2	(D)
Osceola -----	10	(D)	(D)	BB	9	(D)	(D)	BB	1	(D)
Balance of county -----	1	(D)	(D)	AA	--	--	--	--	1	(D)
Clay County -----	64	226 407	13 065	598	57	203 264	11 527	538	7	23 143
Spencer -----	42	128 405	9 103	427	36	(D)	(D)	EE	6	(D)
Balance of county -----	22	98 002	3 962	171	21	(D)	(D)	CC	1	(D)
Clayton County -----	59	261 652	7 830	446	57	(D)	(D)	EE	2	(D)
Clinton County -----	94	181 947	14 174	679	89	174 770	13 748	659	5	7 177
Camanche -----	2	(D)	(D)	AA	2	(D)	(D)	AA	--	--
Clinton -----	50	89 091	7 426	397	47	(D)	(D)	EE	3	(D)
De Witt -----	15	31 372	2 005	97	13	(D)	(D)	BB	2	(D)
Balance of county -----	27	(D)	(D)	CC	27	(D)	(D)	CC	--	--
Crawford County -----	44	148 651	4 736	295	41	(D)	(D)	CC	3	(D)
Denison -----	19	(D)	(D)	CC	16	(D)	(D)	CC	3	(D)
Balance of county -----	25	(D)	(D)	CC	25	(D)	(D)	CC	--	--
Dallas County -----	62	212 584	8 165	386	58	(D)	(D)	EE	4	(D)
Adel -----	7	5 557	1 228	46	7	5 557	1 228	46	--	--
Clive (part) ▲-----	--	--	--	--	--	--	--	--	--	--
Grimes (part) ▲-----	--	--	--	--	--	--	--	--	--	--
Perry -----	20	96 232	2 481	131	20	96 232	2 481	131	--	--
Urbandale (part) ▲-----	--	--	--	--	--	--	--	--	--	--
Waukee-----	3	7 164	532	18	2	(D)	(D)	AA	1	(D)
West Des Moines (part) ▲-----	4	(D)	(D)	BB	3	(D)	(D)	BB	1	(D)
Balance of county -----	28	(D)	(D)	CC	26	(D)	(D)	CC	2	(D)
Davis County -----	24	81 754	2 817	169	22	(D)	(D)	CC	2	(D)
Bloomfield -----	12	16 966	1 193	74	12	16 966	1 193	74	--	--
Balance of county -----	12	64 788	1 624	95	10	(D)	(D)	BB	2	(D)
Decatur County -----	19	108 969	3 195	193	18	(D)	(D)	CC	1	(D)
Delaware County -----	41	124 701	6 576	341	39	(D)	(D)	EE	2	(D)
Dyersville (part) ▲-----	--	--	--	--	--	--	--	--	--	--
Manchester -----	12	36 718	2 187	104	12	36 718	2 187	104	--	--
Balance of county -----	29	87 983	4 389	237	27	(D)	(D)	CC	2	(D)
Des Moines County -----	98	286 403	21 992	1 038	85	236 826	17 845	852	13	49 577
Burlington -----	67	180 223	15 844	728	58	140 172	12 439	608	9	40 051
West Burlington -----	14	35 390	3 877	172	13	(D)	(D)	CC	1	(D)
Balance of county -----	17	70 790	2 271	138	14	(D)	(D)	BB	3	(D)
Dickinson County -----	33	134 469	6 153	307	30	(D)	(D)	EE	3	(D)
Spirit Lake -----	12	(D)	(D)	CC	10	(D)	(D)	CC	2	(D)
Balance of county -----	21	(D)	(D)	CC	20	(D)	(D)	CC	1	(D)
Dubuque County -----	211	829 430	42 989	2 016	188	693 221	37 348	1 730	23	136 209
Dubuque -----	143	673 894	31 507	1 457	125	561 679	26 274	1 217	18	112 215
Dyersville (part) ▲-----	15	51 399	2 373	145	13	(D)	(D)	CC	2	(D)
Balance of county -----	53	104 137	9 109	414	50	(D)	(D)	EE	3	(D)
Emmet County -----	27	84 889	4 710	261	25	(D)	(D)	CC	2	(D)
Estherville-----	15	(D)	(D)	CC	13	(D)	(D)	CC	2	(D)
Balance of county -----	12	(D)	(D)	BB	12	(D)	(D)	BB	--	--
Fayette County -----	69	377 879	13 991	682	65	368 757	13 669	648	4	9 122
Oelwein-----	18	(D)	(D)	BB	17	(D)	(D)	BB	1	(D)
Balance of county -----	51	(D)	(D)	FF	48	(D)	(D)	FF	3	(D)
Floyd County -----	47	119 077	7 975	399	43	111 092	6 562	328	4	7 985
Charles City -----	23	47 204	4 394	242	21	(D)	(D)	CC	2	(D)
Balance of county -----	24	71 873	3 581	157	22	(D)	(D)	CC	2	(D)
Franklin County -----	30	104 815	4 521	219	30	104 815	4 521	219	--	--
Hampton -----	9	21 936	1 307	72	9	21 936	1 307	72	--	--
Balance of county -----	21	82 879	3 214	147	21	82 879	3 214	147	--	--
Fremont County -----	21	103 630	4 456	201	21	103 630	4 456	201	--	--
Shenandoah (part) ▲-----	2	(D)	(D)	BB	2	(D)	(D)	BB	--	--
Balance of county -----	19	(D)	(D)	CC	19	(D)	(D)	CC	--	--
Greene County -----	28	114 098	5 038	233	28	114 098	5 038	233	--	--
Jefferson -----	10	47 771	1 708	92	10	47 771	1 708	92	--	--
Balance of county -----	18	66 327	3 330	141	18	66 327	3 330	141	--	--
Grundy County -----	26	123 543	5 628	244	26	123 543	5 628	244	--	--

Table 4. Summary Statistics for Counties and for Places With 2,500 Inhabitants or More: 1992—Con.

[For meaning of abbreviations and symbols, see introductory text. For explanation of terms and comparability of 1987 and 1992 censuses, see appendix A. For information on geographic areas followed by ▲, see appendix F]

Geographic area	Estab-lish-ments (number)	Sales (\$1,000)	Annual payroll (\$1,000)	Paid employees for pay period including March 12 (number)	Merchant wholesalers			Other operating types		
					Estab-lish-ments (number)	Sales (\$1,000)	Annual payroll (\$1,000)	Paid employees for pay period including March 12 (number)	Estab-lish-ments (number)	Sales (\$1,000)
Iowa—Con.										
Guthrie County	27	83 767	3 084	206	23	61 746	2 902	158	4	22 021
Hamilton County	41	496 420	16 408	659	41	496 420	16 408	659	—	—
Webster City	19	234 546	12 101	454	19	234 546	12 101	454	—	—
Balance of county	22	261 874	4 307	205	22	261 874	4 307	205	—	—
Hancock County	39	171 011	7 469	320	36	155 293	7 158	288	3	15 718
Forest City (part) ▲	1	(D)	(D)	AA	—	—	—	—	1	(D)
Garner	11	54 926	1 945	102	10	(D)	(D)	BB	1	(D)
Balance of county	27	(D)	(D)	CC	26	(D)	(D)	CC	1	(D)
Hardin County	65	330 369	22 282	971	59	281 809	19 314	771	6	48 560
Eldora	7	98 719	6 495	221	6	(D)	(D)	CC	1	(D)
Iowa Falls	20	55 132	6 379	254	18	(D)	(D)	CC	2	(D)
Balance of county	38	176 518	9 408	496	35	(D)	(D)	EE	3	(D)
Harrison County	31	99 860	7 047	328	31	99 860	7 047	328	—	—
Missouri Valley	9	20 145	966	45	9	20 145	966	45	—	—
Balance of county	22	79 715	6 081	283	22	79 715	6 081	283	—	—
Henry County	47	108 927	6 612	359	45	(D)	(D)	EE	2	(D)
Mount Pleasant	16	28 486	2 363	114	15	(D)	(D)	CC	1	(D)
Balance of county	31	80 441	4 249	245	30	(D)	(D)	CC	1	(D)
Howard County	36	112 101	4 083	229	34	(D)	(D)	CC	2	(D)
Cresco	13	32 627	1 256	66	13	32 627	1 256	66	—	—
Balance of county	23	79 474	2 827	163	21	(D)	(D)	CC	2	(D)
Humboldt County	43	123 888	6 372	270	41	(D)	(D)	EE	2	(D)
Humboldt	23	(D)	(D)	CC	21	(D)	(D)	CC	2	(D)
Balance of county	20	(D)	(D)	CC	20	(D)	(D)	CC	—	—
Ida County	26	133 570	4 421	186	22	(D)	(D)	CC	4	(D)
Iowa County	39	80 388	4 766	271	38	(D)	(D)	EE	1	(D)
Jackson County	61	74 756	5 057	330	60	(D)	(D)	EE	1	(D)
Maquoketa	28	27 708	1 938	129	28	27 708	1 938	129	—	—
Balance of county	33	47 048	3 119	201	32	(D)	(D)	CC	1	(D)
Jasper County	61	419 572	22 644	1 332	52	301 427	10 152	494	9	118 145
Newton	23	272 029	15 563	945	19	175 061	3 485	150	4	96 968
Balance of county	38	147 543	7 081	387	33	126 366	6 667	344	5	21 177
Jefferson County	59	72 880	6 877	387	49	56 290	6 263	354	10	16 590
Fairfield	42	46 851	5 066	278	33	(D)	(D)	EE	9	(D)
Balance of county	17	26 029	1 811	109	16	(D)	(D)	CC	1	(D)
Johnson County	93	343 369	28 364	1 100	84	272 950	27 177	1 050	9	70 419
Coralville	27	119 645	11 038	372	25	(D)	(D)	EE	2	(D)
Iowa City	43	111 907	10 543	460	39	86 953	9 837	440	4	24 954
North Liberty	3	(D)	(D)	BB	2	(D)	(D)	BB	1	(D)
Balance of county	20	(D)	(D)	CC	18	(D)	(D)	CC	2	(D)
Jones County	53	96 696	6 564	380	50	(D)	(D)	EE	3	(D)
Anamosa	8	17 008	1 106	69	7	(D)	(D)	BB	1	(D)
Monticello	19	32 894	3 480	200	19	32 894	3 480	200	—	—
Balance of county	26	46 794	1 978	111	24	(D)	(D)	CC	2	(D)
Keokuk County	39	118 169	5 684	251	32	107 403	4 781	215	7	10 766
Kossuth County	62	248 161	9 851	466	56	216 140	9 127	422	6	32 021
Algona	23	71 916	4 244	164	20	(D)	(D)	CC	3	(D)
Balance of county	39	176 245	5 607	302	36	(D)	(D)	EE	3	(D)
Lee County	73	146 691	9 791	531	68	139 730	8 491	454	5	6 961
Fort Madison	22	31 878	1 892	133	21	(D)	(D)	CC	1	(D)
Keokuk	21	(D)	(D)	CC	19	(D)	(D)	CC	2	(D)
Balance of county	30	(D)	(D)	EE	28	(D)	(D)	CC	2	(D)
Linn County	427	2 049 658	135 301	5 008	356	1 563 591	111 006	4 379	71	486 067
Cedar Rapids	325	1 814 899	120 807	4 310	264	1 395 903	97 523	3 708	61	418 996
Hiawatha	7	(D)	(D)	BB	7	(D)	(D)	BB	—	—
Marion	40	57 795	6 683	309	38	(D)	(D)	EE	2	(D)
Mount Vernon	3	1 039	72	8	3	1 039	72	8	—	—
Balance of county	52	(D)	(D)	EE	44	(D)	(D)	EE	8	(D)
Louisa County	17	81 478	3 304	172	16	(D)	(D)	CC	1	(D)
Lucas County	13	56 607	1 556	129	10	19 789	1 238	70	3	36 818
Chariton	9	(D)	(D)	BB	8	(D)	(D)	BB	1	(D)
Balance of county	4	(D)	(D)	BB	2	(D)	(D)	AA	2	(D)
Lyon County	34	118 939	4 605	219	34	118 939	4 605	219	—	—
Rock Rapids	8	19 000	966	54	8	19 000	966	54	—	—
Balance of county	26	99 939	3 639	165	26	99 939	3 639	165	—	—
Madison County	26	54 163	3 290	175	25	(D)	(D)	CC	1	(D)
Winterset	16	(D)	(D)	CC	15	(D)	(D)	CC	1	(D)
Balance of county	10	(D)	(D)	BB	10	(D)	(D)	BB	—	—
Mahaska County	50	184 709	11 446	504	46	(D)	(D)	EE	4	(D)
Oskaloosa	28	78 927	6 130	284	28	78 927	6 130	284	—	—
Balance of county	22	105 782	5 316	220	18	(D)	(D)	CC	4	(D)
Marion County	58	141 602	10 651	451	55	(D)	(D)	EE	3	(D)
Knoxville	13	15 342	962	64	13	15 342	962	64	—	—
Pella	20	66 323	5 732	166	19	(D)	(D)	CC	1	(D)
Balance of county	25	59 937	3 957	221	23	(D)	(D)	CC	2	(D)

Table 4. Summary Statistics for Counties and for Places With 2,500 Inhabitants or More: 1992—Con.

[For meaning of abbreviations and symbols, see introductory text. For explanation of terms and comparability of 1987 and 1992 censuses, see appendix A. For information on geographic areas followed by ▲, see appendix F]

Geographic area	Estab- lish- ments (number)	Sales (\$1,000)	Annual payroll (\$1,000)	Paid employees for pay period including March 12 (number)	Merchant wholesalers			Other operating types		
					Estab- lish- ments (number)	Sales (\$1,000)	Annual payroll (\$1,000)	Paid employees for pay period including March 12 (number)	Estab- lish- ments (number)	Sales (\$1,000)
Iowa—Con.										
Marshall County -----	84	210 594	18 725	761	75	175 562	17 222	717	9	35 032
Marshalltown -----	57	139 208	12 861	533	48	104 176	11 358	489	9	35 032
Balance of county -----	27	71 386	5 864	228	27	71 386	5 864	228	—	—
Mills County -----	23	47 376	2 572	130	22	(D)	(D)	CC	1	(D)
Glenwood -----	6	(D)	(D)	AA	5	(D)	(D)	AA	1	(D)
Balance of county -----	17	(D)	(D)	CC	17	(D)	(D)	CC	—	—
Mitchell County -----	47	148 377	6 519	328	47	148 377	6 519	328	—	—
Osage -----	14	26 983	1 236	63	14	26 983	1 236	63	—	—
Balance of county -----	33	121 394	5 283	265	33	121 394	5 283	265	—	—
Monona County -----	32	71 990	4 007	247	29	60 810	3 787	210	3	11 180
Onawa -----	14	23 818	1 605	90	13	(D)	(D)	BB	1	(D)
Balance of county -----	18	48 172	2 402	157	16	(D)	(D)	CC	2	(D)
Monroe County -----	13	(D)	(D)	BB	12	(D)	(D)	BB	1	(D)
Albia -----	8	6 578	547	32	8	6 578	547	32	—	—
Balance of county -----	5	(D)	(D)	AA	4	(D)	(D)	AA	1	(D)
Montgomery County -----	29	92 457	3 950	226	27	(D)	(D)	CC	2	(D)
Red Oak -----	14	33 371	2 166	106	14	33 371	2 166	106	—	—
Balance of county -----	15	59 086	1 784	120	13	(D)	(D)	BB	2	(D)
Muscatine County -----	69	180 583	8 055	423	63	175 381	7 533	401	6	5 202
Muscatine -----	35	110 243	4 411	193	32	(D)	(D)	CC	3	(D)
West Liberty -----	10	29 259	1 152	109	10	29 259	1 152	109	—	—
Wilton (part) ▲ -----	8	16 373	1 138	45	6	(D)	(D)	BB	2	(D)
Balance of county -----	16	24 708	1 354	76	15	(D)	(D)	BB	1	(D)
O'Brien County -----	61	331 418	14 236	696	59	(D)	(D)	EE	2	(D)
Sheldon (part) ▲ -----	18	(D)	(D)	CC	18	(D)	(D)	CC	—	—
Balance of county -----	43	(D)	(D)	FF	41	(D)	(D)	EE	2	(D)
Osceola County -----	27	74 109	3 645	186	25	(D)	(D)	CC	2	(D)
Sibley -----	6	(D)	(D)	BB	5	12 215	837	40	1	(D)
Balance of county -----	21	(D)	(D)	CC	20	(D)	(D)	CC	1	(D)
Page County -----	39	70 661	4 033	244	35	62 721	3 837	212	4	7 940
Clarinda -----	12	21 036	1 790	99	11	(D)	(D)	BB	1	(D)
Shenandoah (part) ▲ -----	20	(D)	(D)	CC	17	(D)	(D)	BB	3	(D)
Balance of county -----	7	(D)	(D)	BB	7	(D)	(D)	BB	—	—
Palo Alto County -----	33	134 693	5 773	271	32	(D)	(D)	EE	1	(D)
Emmetsburg -----	15	(D)	(D)	BB	14	(D)	(D)	BB	1	(D)
Balance of county -----	18	(D)	(D)	CC	18	(D)	(D)	CC	—	—
Plymouth County -----	66	363 380	24 945	999	61	319 533	21 460	869	5	43 847
Le Mars -----	23	203 215	19 410	731	22	(D)	(D)	FF	1	(D)
Balance of county -----	43	160 165	5 535	268	39	(D)	(D)	CC	4	(D)
Pocahontas County -----	28	320 285	9 737	449	26	(D)	(D)	EE	2	(D)
Polk County -----	1 017	6 295 321	397 808	13 712	805	3 804 723	301 591	10 877	212	2 490 598
Altoona -----	14	87 165	3 520	131	12	(D)	(D)	CC	2	(D)
Ankeny -----	55	439 956	18 641	669	45	392 601	16 066	574	10	47 355
Carlisle (part) ▲ -----	1	(D)	(D)	AA	1	(D)	(D)	—	—	—
Clive (part) ▲ -----	52	344 319	16 340	556	36	64 437	8 921	320	16	279 882
Des Moines -----	548	2 415 078	206 986	7 564	462	1 659 062	177 565	6 548	86	756 016
Grimes (part) ▲ -----	4	(D)	(D)	BB	4	(D)	(D)	BB	—	—
Johnston -----	14	31 658	3 815	168	11	(D)	(D)	CC	3	(D)
Pleasant Hill -----	3	3 200	167	14	3	3 200	167	14	—	—
Urbandale (part) ▲ -----	103	1 048 102	49 921	1 583	67	707 669	38 265	1 192	36	340 433
West Des Moines (part) ▲ -----	115	(D)	(D)	GG	70	(D)	(D)	FF	45	(D)
Windsor Heights -----	10	30 340	2 790	98	7	11 955	1 729	76	3	18 385
Balance of county -----	98	418 493	41 038	1 462	87	338 243	31 357	1 135	11	80 250
Pottawattamie County -----	144	1 007 162	32 811	1 400	129	627 296	28 301	1 253	15	379 866
Carter Lake -----	2	(D)	(D)	BB	1	(D)	(D)	AA	1	(D)
Council Bluffs -----	89	879 584	26 815	1 074	79	(D)	(D)	FF	10	(D)
Balance of county -----	53	(D)	(D)	EE	49	(D)	(D)	EE	4	(D)
Poweshiek County -----	47	124 929	7 067	362	42	107 742	6 874	334	5	17 187
Ginnell -----	23	40 214	2 953	137	21	(D)	(D)	CC	2	(D)
Balance of county -----	24	84 715	4 114	225	21	(D)	(D)	CC	3	(D)
Ringgold County -----	17	24 754	1 013	70	16	(D)	(D)	BB	1	(D)
Sac County -----	56	145 218	6 672	379	54	(D)	(D)	EE	2	(D)
Sac City -----	9	16 925	876	57	9	16 925	876	57	—	—
Balance of county -----	47	128 293	5 796	322	45	(D)	(D)	EE	2	(D)
Scott County -----	440	2 091 944	127 941	4 716	366	1 342 668	107 584	4 074	74	749 276
Bettendorf -----	110	661 052	22 058	795	87	218 171	14 619	578	23	442 881
Davenport -----	271	1 177 311	95 791	3 476	230	943 914	84 996	3 122	41	233 397
Eldridge -----	15	47 612	2 871	130	13	(D)	(D)	BB	2	(D)
Le Claire -----	2	(D)	(D)	AA	1	(D)	(D)	AA	1	(D)
Balance of county -----	42	(D)	(D)	EE	35	(D)	(D)	EE	7	(D)
Shelby County -----	50	106 280	8 197	423	49	(D)	(D)	EE	1	(D)
Harlan -----	20	(D)	(D)	CC	19	(D)	(D)	CC	1	(D)
Balance of county -----	30	(D)	(D)	CC	30	(D)	(D)	CC	—	—

Table 4. Summary Statistics for Counties and for Places With 2,500 Inhabitants or More: 1992—Con.

[For meaning of abbreviations and symbols, see introductory text. For explanation of terms and comparability of 1987 and 1992 censuses, see appendix A. For information on geographic areas followed by ▲, see appendix F]

Geographic area	Estab-lish-ments (number)	Sales (\$1,000)	Annual payroll (\$1,000)	Paid employees for pay period including March 12 (number)	Merchant wholesalers			Other operating types		
					Estab-lish-ments (number)	Sales (\$1,000)	Annual payroll (\$1,000)	Paid employees for pay period including March 12 (number)	Estab-lish-ments (number)	Sales (\$1,000)
Iowa—Con.										
Sioux County	101	399 616	22 772	1 059	92	330 849	20 943	967	9	68 767
Orange City	8	15 122	1 046	43	8	15 122	1 046	43	—	—
Rock Valley	13	27 504	1 916	109	11	(D)	(D)	BB	2	(D)
Sheldon (part) ▲	1	(D)	(D)	AA	1	(D)	(D)	AA	—	—
Sioux Center	23	151 692	7 856	371	20	(D)	(D)	EE	3	(D)
Balance of county	56	(D)	(D)	FF	52	(D)	(D)	EE	4	(D)
Story County	111	284 661	19 634	948	104	238 969	17 862	880	7	45 692
Ames	64	161 493	11 862	549	57	115 801	10 090	481	7	45 692
Nevada	13	19 623	1 603	87	13	19 623	1 603	87	—	—
Story City	2	(D)	(D)	BB	2	(D)	(D)	BB	—	—
Balance of county	32	(D)	(D)	EE	32	(D)	(D)	EE	—	—
Tama County	46	192 103	5 763	326	44	(D)	(D)	EE	2	(D)
Tama	10	(D)	(D)	CC	9	(D)	(D)	BB	1	(D)
Balance of county	36	(D)	(D)	CC	35	(D)	(D)	CC	1	(D)
Taylor County	18	44 542	1 538	104	16	(D)	(D)	BB	2	(D)
Union County	28	89 230	6 228	302	23	64 657	5 870	265	5	24 573
Creston	19	70 442	5 298	258	15	(D)	(D)	CC	4	(D)
Balance of county	9	18 788	930	44	8	(D)	(D)	BB	1	(D)
Van Buren County	20	37 356	1 292	87	20	37 356	1 292	87	—	—
Wapello County	55	144 076	9 140	432	50	102 243	7 572	350	5	41 833
Ottumwa	37	(D)	(D)	EE	34	(D)	(D)	EE	3	(D)
Balance of county	18	(D)	(D)	BB	16	(D)	(D)	BB	2	(D)
Warren County	51	108 241	8 614	405	49	(D)	(D)	EE	2	(D)
Carlisle (part) ▲	8	(D)	(D)	BB	7	(D)	(D)	BB	1	(D)
Indianola	18	54 086	3 834	167	17	(D)	(D)	CC	1	(D)
Norwalk	8	20 481	1 159	62	8	20 481	1 159	62	—	—
Balance of county	17	(D)	(D)	CC	17	(D)	(D)	CC	—	—
Washington County	64	151 421	8 330	454	58	113 231	7 310	372	6	38 190
Washington	27	65 499	4 147	171	24	(D)	(D)	CC	3	(D)
Balance of county	37	85 922	4 183	283	34	(D)	(D)	CC	3	(D)
Wayne County	20	67 981	1 847	121	17	(D)	(D)	BB	3	(D)
Webster County	113	509 569	23 459	981	104	(D)	(D)	FF	9	(D)
Fort Dodge	82	(D)	(D)	FF	73	(D)	(D)	FF	9	(D)
Balance of county	31	(D)	(D)	CC	31	(D)	(D)	CC	—	—
Winnebago County	25	103 755	3 396	173	24	(D)	(D)	CC	1	(D)
Forest City (part) ▲	6	(D)	(D)	BB	6	(D)	(D)	BB	—	—
Balance of county	19	(D)	(D)	CC	18	92 746	2 958	145	1	(D)
Winneshiek County	50	125 609	8 413	419	45	113 002	7 483	379	5	12 607
Decorah	27	46 419	4 651	239	23	(D)	(D)	CC	4	(D)
Balance of county	23	79 190	3 762	180	22	(D)	(D)	CC	1	(D)
Woodbury County	272	(D)	(D)	HH	241	(D)	(D)	HH	31	(D)
Sergeant Bluff	2	(D)	(D)	AA	2	(D)	(D)	AA	—	—
Sioux City	242	1 286 308	67 194	2 481	211	(D)	(D)	GG	31	(D)
Balance of county	28	100 381	4 143	214	28	100 381	4 143	214	—	—
Worth County	23	79 850	3 476	193	21	(D)	(D)	CC	2	(D)
Wright County	39	181 723	7 359	323	39	181 723	7 359	323	—	—
Belmond	7	56 141	2 543	66	7	56 141	2 543	66	—	—
Clarion	10	42 412	1 713	86	10	42 412	1 713	86	—	—
Eagle Grove	9	4 236	382	38	9	4 236	382	38	—	—
Balance of county	13	78 934	2 721	133	13	78 934	2 721	133	—	—

Table 5. Summary Statistics for Places With 200 Establishments or More: 1992

[For meaning of abbreviations and symbols, see introductory text. For explanation of terms and comparability of 1987 and 1992 censuses, see appendix A. For information on geographic areas followed by ▲, see appendix F]

SIC code	Geographic area and kind of business	Estab-lish-ments (number)	Sales (\$1,000)	Annual payroll (\$1,000)	Paid employees for pay period including March 12 (number)	Merchant wholesalers				Other operating types	
						Estab-lish-ments (number)	Sales (\$1,000)	Annual payroll (\$1,000)	Paid employees for pay period including March 12 (number)	Estab-lish-ments (number)	Sales (\$1,000)
CEDAR RAPIDS											
	Wholesale trade -----	325	1 814 899	120 807	4 310	264	1 395 903	97 523	3 708	61	418 996
50	Durable goods -----	239	870 457	84 763	2 998	191	(D)	(D)	HH	48	(D)
501	Motor vehicles and motor vehicle parts and supplies -----	31	102 679	13 077	628	27	93 658	11 891	581	4	9 021
502	Furniture and homefurnishings -----	11	(D)	(D)	CC	10	20 842	3 176	119	1	(D)
503	Lumber and other construction materials -----	7	(D)	(D)	BB	6	25 967	1 888	75	1	(D)
504	Professional and commercial equipment and supplies -----	39	234 636	20 477	597	29	(D)	(D)	EE	10	(D)
505	Metals and minerals, except petroleum -----	6	34 193	2 869	101	6	34 193	2 869	101	—	(D)
506	Electrical goods -----	52	192 406	12 343	407	29	(D)	(D)	EE	23	(D)
507	Hardware, and plumbing and heating equipment and supplies -----	16	52 115	5 473	149	15	(D)	(D)	CC	1	(D)
508	Machinery, equipment, and supplies -----	63	184 155	23 337	791	56	(D)	(D)	FF	7	(D)
509	Miscellaneous durable goods -----	14	(D)	(D)	CC	13	(D)	(D)	CC	1	(D)
51	Nondurable goods -----	86	944 442	36 044	1 312	73	(D)	(D)	GG	13	(D)
511	Paper and paper products -----	13	(D)	(D)	CC	12	28 676	3 878	126	1	(D)
512	Drugs, drug proprietaries, and druggists' sundries -----	3	(D)	(D)	CC	3	(D)	(D)	CC	—	—
513	Apparel, piece goods, and notions -----	4	(D)	(D)	AA	4	(D)	(D)	AA	—	—
514	Groceries and related products -----	16	335 801	12 804	462	11	(D)	(D)	EE	5	(D)
515	Farm-product raw materials -----	8	229 737	2 410	47	8	229 737	2 410	47	—	—
516	Chemicals and allied products -----	8	12 774	1 005	44	6	(D)	(D)	BB	2	(D)
517	Petroleum and petroleum products -----	7	(D)	(D)	CC	6	(D)	(D)	CC	1	(D)
518	Beer, wine, and distilled alcoholic beverages -----	6	(D)	(D)	CC	6	(D)	(D)	CC	—	—
519	Miscellaneous nondurable goods -----	21	(D)	(D)	CC	17	(D)	(D)	CC	4	(D)
DAVENPORT											
	Wholesale trade -----	271	1 177 311	95 791	3 476	230	943 914	84 996	3 122	41	233 397
50	Durable goods -----	196	629 324	64 061	2 315	172	529 111	57 643	2 121	24	100 213
501	Motor vehicles and motor vehicle parts and supplies -----	43	152 044	13 795	562	38	(D)	(D)	FF	5	(D)
502	Furniture and homefurnishings -----	14	35 448	3 352	151	14	35 448	3 352	151	—	—
503	Lumber and other construction materials -----	9	23 783	2 527	102	8	(D)	(D)	CC	1	(D)
504	Professional and commercial equipment and supplies -----	23	36 508	7 078	264	21	(D)	(D)	CC	2	(D)
505	Metals and minerals, except petroleum -----	10	41 777	2 416	86	6	(D)	(D)	BB	4	(D)
506	Electrical goods -----	18	77 231	9 533	300	16	(D)	(D)	EE	2	(D)
507	Hardware, and plumbing and heating equipment and supplies -----	18	37 222	5 521	159	15	(D)	(D)	CC	3	(D)
508	Machinery, equipment, and supplies -----	48	158 596	16 802	562	42	124 950	15 758	524	6	33 646
509	Miscellaneous durable goods -----	13	66 715	3 037	129	12	(D)	(D)	CC	1	(D)
51	Nondurable goods -----	75	547 987	31 730	1 161	58	414 803	27 353	1 001	17	133 184
511	Paper and paper products -----	15	23 547	3 320	139	11	(D)	(D)	CC	4	(D)
512	Drugs, drug proprietaries, and druggists' sundries -----	1	(D)	(D)	AA	1	(D)	(D)	AA	—	—
513	Apparel, piece goods, and notions -----	1	(D)	(D)	BB	1	(D)	(D)	BB	—	—
514	Groceries and related products -----	20	276 489	16 780	579	9	151 055	13 326	445	11	125 434
515	Farm-product raw materials -----	5	169 841	1 804	57	5	169 841	1 804	57	—	—
516	Chemicals and allied products -----	8	(D)	(D)	BB	7	18 287	1 131	47	1	(D)
517	Petroleum and petroleum products -----	3	4 704	383	20	3	4 704	383	20	—	—
518	Beer, wine, and distilled alcoholic beverages -----	6	(D)	(D)	CC	6	(D)	(D)	CC	—	—
519	Miscellaneous nondurable goods -----	16	21 399	2 805	151	15	(D)	(D)	CC	1	(D)
DES MOINES											
	Wholesale trade -----	548	2 415 078	206 986	7 564	462	1 659 062	177 565	6 548	86	756 016
50	Durable goods -----	395	1 232 370	133 873	4 897	342	1 009 751	118 029	4 421	53	222 619
501	Motor vehicles and motor vehicle parts and supplies -----	80	287 724	24 426	1 008	73	198 451	20 370	864	7	89 273
5012	Automobiles and other motor vehicles -----	11	157 395	8 379	299	9	(D)	(D)	CC	2	(D)
5013	Motor vehicle supplies and new parts -----	47	98 262	11 867	544	45	(D)	(D)	FF	2	(D)
5014	Tires and tubes -----	8	22 299	2 404	76	5	(D)	(D)	BB	3	(D)
5015	Motor vehicle parts, used -----	14	9 768	1 776	89	14	9 768	1 776	89	—	—
502	Furniture and homefurnishings -----	17	55 307	6 860	242	17	55 307	6 860	242	—	—
5021	Furniture -----	9	34 029	4 718	173	9	34 029	4 718	173	—	—
5023	Homefurnishings -----	8	21 278	2 142	69	8	21 278	2 142	69	—	—
503	Lumber and other construction materials -----	33	137 686	13 721	507	27	(D)	(D)	EE	6	(D)
5031	Lumber, plywood, millwork, and wood panels -----	8	69 743	4 931	177	7	(D)	(D)	CC	1	(D)
5032	Brick, stone, and related construction materials -----	6	21 255	1 693	59	4	(D)	(D)	BB	2	(D)
5033	Roofing, siding, and insulation materials -----	6	28 819	2 753	105	6	28 819	2 753	105	—	—
5039	Construction materials, n.e.c. -----	13	17 869	4 344	166	10	(D)	(D)	BB	3	(D)

Table 5. Summary Statistics for Places With 200 Establishments or More: 1992 — Con.

[For meaning of abbreviations and symbols, see introductory text. For explanation of terms and comparability of 1987 and 1992 censuses, see appendix A. For information on geographic areas followed by ▲, see appendix F]

SIC code	Geographic area and kind of business	Estab-lish-ments (number)	Sales (\$1,000)	Annual payroll (\$1,000)	Paid employees for pay period including March 12 (number)	Merchant wholesalers				Other operating types	
						Estab-lish-ments (number)	Sales (\$1,000)	Annual payroll (\$1,000)	Paid employees for pay period including March 12 (number)	Estab-lish-ments (number)	Sales (\$1,000)
DES MOINES— Con.											
50	Durable goods — Con.										
504	Professional and commercial equipment and supplies	64	178 792	23 450	827	56	149 432	20 244	752	8	29 360
5043	Photographic equipment and supplies	3	(D)	(D)	BB	3	(D)	(D)	BB	—	—
5044	Office equipment	22	40 843	9 393	345	19	(D)	(D)	EE	3	(D)
5045	Computers and computer peripheral equipment and software	9	47 211	4 810	150	7	(D)	(D)	CC	2	(D)
5046	Commercial equipment, n.e.c.	11	(D)	(D)	BB	10	(D)	(D)	BB	1	(D)
5047	Medical, dental, and hospital equipment and supplies	17	61 663	6 445	226	15	(D)	(D)	CC	2	(D)
5048	Ophthalmic goods	1	(D)	(D)	AA	1	(D)	(D)	AA	—	—
5049	Professional equipment and supplies, n.e.c.	1	(D)	(D)	AA	1	(D)	(D)	AA	—	—
505	Metals and minerals, except petroleum	9	63 851	6 139	203	6	(D)	(D)	CC	3	(D)
5051	Metals service centers and offices	9	63 851	6 139	203	6	(D)	(D)	CC	3	(D)
5052	Coal and other minerals and ores	—	—	—	—	—	—	—	—	—	—
506	Electrical goods	41	170 538	15 298	476	30	137 045	13 151	419	11	33 493
5063	Electrical apparatus and equipment, wiring supplies, and construction materials	19	110 808	7 279	228	11	84 229	6 440	196	8	26 579
5064	Electrical appliances, television and radio sets	9	(D)	(D)	BB	9	(D)	(D)	BB	—	—
5065	Electronic parts and equipment, n.e.c.	13	(D)	(D)	CC	10	(D)	(D)	CC	3	6 914
507	Hardware, and plumbing and heating equipment and supplies	48	147 574	17 760	568	37	103 454	15 413	498	11	44 120
5072	Hardware	18	31 514	4 480	157	15	26 992	4 098	147	3	4 522
5074	Plumbing and heating equipment and supplies (hydronics)	13	50 546	4 263	127	8	(D)	(D)	BB	5	(D)
5075	Warm air heating and air-conditioning equipment and supplies	12	(D)	(D)	BB	9	10 909	1 085	50	3	(D)
5078	Refrigeration equipment and supplies	5	(D)	(D)	CC	5	(D)	(D)	CC	—	—
508	Machinery, equipment, and supplies	73	164 551	22 241	868	66	158 807	21 376	833	7	5 744
5082	Construction and mining (except petroleum) machinery and equipment	6	32 679	3 877	118	6	32 679	3 877	118	—	—
5083	Farm and garden machinery and equipment	4	(D)	(D)	BB	4	(D)	(D)	BB	—	—
5084	Industrial machinery and equipment	26	53 130	8 101	305	22	(D)	(D)	EE	4	(D)
5085	Industrial supplies	23	41 949	4 949	213	22	(D)	(D)	CC	1	(D)
5087	Service establishment equipment and supplies	13	(D)	(D)	CC	11	21 310	3 243	126	2	(D)
5088	Transportation equipment and supplies, except motor vehicles	1	(D)	(D)	AA	1	(D)	(D)	AA	—	—
509	Miscellaneous durable goods	30	26 347	3 978	198	30	26 347	3 978	198	—	—
5091	Sporting and recreational goods and supplies	4	3 307	534	28	4	3 307	534	28	—	—
5092	Toys and hobby goods and supplies	5	(D)	(D)	AA	5	(D)	(D)	AA	—	—
5093	Scrap and waste materials	7	11 463	1 732	88	7	11 463	1 732	88	—	—
5094	Jewelry, watches, precious stones, and precious metals	6	5 133	601	22	6	5 133	601	22	—	—
5099	Durable goods, n.e.c.	8	(D)	(D)	BB	8	(D)	(D)	BB	—	—
51	Nondurable goods	153	1 182 708	73 113	2 667	120	649 311	59 536	2 127	33	533 397
511	Paper and paper products	27	154 203	16 267	562	22	86 775	14 765	498	5	67 428
5111	Printing and writing paper	3	52 481	3 299	96	2	(D)	(D)	BB	1	(D)
5112	Stationery and office supplies	18	36 324	10 795	371	15	(D)	(D)	EE	3	(D)
5113	Industrial and personal service paper	6	65 398	2 173	95	5	(D)	(D)	BB	1	(D)
512	Drugs, drug proprietaries, and druggists' sundries	7	(D)	(D)	BB	6	(D)	(D)	BB	1	(D)
5122	Drugs, drug proprietaries, and druggists' sundries	7	(D)	(D)	BB	6	(D)	(D)	BB	1	(D)
513	Apparel, piece goods, and notions	7	6 421	786	38	6	(D)	(D)	BB	1	(D)
5131	Piece goods, notions, and other dry goods	3	(D)	(D)	AA	3	(D)	(D)	AA	—	—
5136	Men's and boys' clothing and furnishings	3	(D)	(D)	BB	2	(D)	(D)	BB	1	(D)
5137	Women's, children's, and infants' clothing and accessories	1	(D)	(D)	AA	1	(D)	(D)	AA	—	—
5139	Footwear	—	—	—	—	—	—	—	—	—	—
514	Groceries and related products	38	565 562	20 698	806	23	127 588	11 137	411	15	437 974
5141	Groceries, general line	5	222 726	8 872	295	3	(D)	(D)	CC	2	(D)
5142	Packaged frozen foods	4	(D)	(D)	BB	2	(D)	(D)	AA	2	(D)
5143	Dairy products, except dried or canned	1	(D)	(D)	AA	—	—	—	—	1	(D)
5144	Poultry and poultry products	—	—	—	—	—	—	—	—	—	—
5145	Confectionery	1	(D)	(D)	AA	1	(D)	(D)	AA	—	—
5146	Fish and seafoods	1	(D)	(D)	AA	1	(D)	(D)	AA	—	—
5147	Meats and meat products	6	(D)	(D)	BB	6	(D)	(D)	BB	—	—
5148	Fresh fruits and vegetables	5	35 821	2 733	90	4	(D)	(D)	BB	1	(D)
5149	Groceries and related products, n.e.c.	15	244 793	5 957	282	6	4 201	792	44	9	240 592
515	Farm-product raw materials	3	33 564	987	33	3	33 564	987	33	—	—
5153	Grain and field beans	1	(D)	(D)	AA	1	(D)	(D)	AA	—	—
5154	Livestock	2	(D)	(D)	BB	2	(D)	(D)	BB	—	—
5159	Farm-product raw materials, n.e.c.	—	—	—	—	—	—	—	—	—	—
516	Chemicals and allied products	17	59 376	5 420	140	14	(D)	(D)	CC	3	(D)
5162	Plastics materials and basic forms and shapes	4	(D)	(D)	BB	3	(D)	(D)	BB	1	(D)
5169	Chemicals and allied products, n.e.c.	13	(D)	(D)	BB	11	(D)	(D)	BB	2	(D)
517	Petroleum and petroleum products	11	57 579	2 388	90	10	(D)	(D)	BB	1	(D)
5171	Petroleum bulk stations and terminals	9	(D)	(D)	BB	8	53 622	2 087	77	1	(D)
5172	Petroleum and petroleum products wholesalers, except bulk stations and terminals	2	(D)	(D)	AA	2	(D)	(D)	AA	—	—
518	Beer, wine, and distilled alcoholic beverages	8	(D)	(D)	EE	8	(D)	(D)	EE	—	—
5181	Beer and ale	5	58 618	5 736	185	5	58 618	5 736	185	—	—
5182	Wine and distilled alcoholic beverages	3	(D)	(D)	BB	3	(D)	(D)	BB	—	—

Table 5. Summary Statistics for Places With 200 Establishments or More: 1992 —Con.

[For meaning of abbreviations and symbols, see introductory text. For explanation of terms and comparability of 1987 and 1992 censuses, see appendix A. For information on geographic areas followed by ▲, see appendix F]

SIC code	Geographic area and kind of business	Estab-lish-ments (number)	Sales (\$1,000)	Annual payroll (\$1,000)	Paid employees for pay period including March 12 (number)	Merchant wholesalers			Other operating types		
						Estab-lish-ments (number)	Sales (\$1,000)	Annual payroll (\$1,000)	Paid employees for pay period including March 12 (number)	Estab-lish-ments (number)	Sales (\$1,000)
DES MOINES—Con.											
51	Nondurable goods—Con.										
519	Miscellaneous nondurable goods -----	35	(D)	(D)	FF	28	(D)	(D)	FF	7	(D)
5191	Farm supplies -----	8	(D)	(D)	CC	7	(D)	(D)	CC	1	(D)
5192	Books, periodicals, and newspapers -----	5	22 090	3 429	149	4	(D)	(D)	CC	1	(D)
5193	Flowers, nursery stock, and florists' supplies -----	6	7 033	1 166	103	5	(D)	(D)	BB	1	(D)
5194	Tobacco and tobacco products -----	2	(D)	(D)	CC	2	(D)	(D)	CC	—	(D)
5198	Paints, varnishes, and supplies -----	2	(D)	(D)	AA	—	—	—	—	2	(D)
5199	Nondurable goods, n.e.c. -----	12	(D)	(D)	CC	10	18 427	4 732	156	2	(D)
SIOUX CITY											
	Wholesale trade -----	242	1 286 308	67 194	2 481	211	(D)	(D)	GG	31	(D)
50	Durable goods -----	154	(D)	(D)	GG	143	(D)	(D)	GG	11	(D)
501	Motor vehicles and motor vehicle parts and supplies -----	33	(D)	(D)	EE	32	228 314	9 772	474	1	(D)
502	Furniture and home furnishings -----	6	10 526	1 227	63	5	(D)	(D)	BB	1	(D)
503	Lumber and other construction materials -----	11	(D)	(D)	CC	8	(D)	(D)	BB	3	(D)
504	Professional and commercial equipment and supplies -----	26	43 210	7 337	318	25	(D)	(D)	EE	1	(D)
505	Metals and minerals, except petroleum -----	3	(D)	(D)	BB	3	(D)	(D)	BB	—	(D)
506	Electrical goods -----	16	(D)	(D)	CC	14	(D)	(D)	CC	2	(D)
507	Hardware, and plumbing and heating equipment and supplies -----	13	(D)	(D)	CC	13	(D)	(D)	CC	—	(D)
508	Machinery, equipment, and supplies -----	37	63 680	6 254	244	34	(D)	(D)	CC	3	(D)
509	Miscellaneous durable goods -----	9	18 699	2 737	69	9	18 699	2 737	69	—	(D)
51	Nondurable goods -----	88	(D)	(D)	FF	68	(D)	(D)	FF	20	(D)
511	Paper and paper products -----	14	(D)	(D)	CC	13	(D)	(D)	CC	1	(D)
512	Drugs, drug proprietaries, and druggists' sundries -----	3	(D)	(D)	BB	3	(D)	(D)	BB	—	(D)
513	Apparel, piece goods, and notions -----	4	(D)	(D)	BB	4	(D)	(D)	BB	—	(D)
514	Groceries and related products -----	16	(D)	(D)	EE	9	(D)	(D)	EE	7	(D)
515	Farm-product raw materials -----	14	287 029	1 792	86	7	(D)	(D)	BB	7	(D)
516	Chemicals and allied products -----	7	11 772	949	34	6	(D)	(D)	BB	1	(D)
517	Petroleum and petroleum products -----	8	78 799	1 637	70	8	78 799	1 637	70	—	(D)
518	Beer, wine, and distilled alcoholic beverages -----	4	(D)	(D)	BB	4	(D)	(D)	BB	—	(D)
519	Miscellaneous nondurable goods -----	18	274 237	10 819	146	14	(D)	(D)	CC	4	(D)

Table 6. Summary Statistics for Counties With 200 Establishments or More: 1992

[For meaning of abbreviations and symbols, see introductory text. For explanation of terms and comparability of 1987 and 1992 censuses, see appendix A. For information on geographic areas followed by ▲, see appendix F]

SIC code	Geographic area and kind of business	Estab-lish-ments (number)	Sales (\$1,000)	Annual payroll (\$1,000)	Paid employees for pay period including March 12 (number)	Merchant wholesalers				Other operating types		
						Estab-lish-ments (number)	Sales (\$1,000)	Annual payroll (\$1,000)	Paid employees for pay period including March 12 (number)	Estab-lish-ments (number)	Sales (\$1,000)	
	BLACK HAWK COUNTY (Coextensive with Waterloo-Cedar Falls, IA MSA; see table 7.)											
	DUBUQUE COUNTY (Coextensive with Dubuque, IA MSA; see table 7.)											
	LINN COUNTY (Coextensive with Cedar Rapids, IA MSA; see table 7.)											
	POLK COUNTY											
	Wholesale trade -----	1 017	6 295 321	397 808	13 712	805	3 804 723	301 591	10 877	212	2 490 598	
50	Durable goods -----	691	2 251 441	224 648	8 049	571	1 627 638	191 228	7 057	120	623 803	
501	Motor vehicles and motor vehicle parts and supplies -----	126	470 209	39 112	1 535	113	(D)	(D)	GG	13	(D)	
5012	Automobiles and other motor vehicles -----	23	285 176	15 586	518	19	(D)	(D)	EE	4	(D)	
5013	Motor vehicle supplies and new parts -----	73	(D)	(D)	FF	68	125 384	16 929	748	5	(D)	
5014	Tires and tubes -----	14	39 162	4 036	137	10	(D)	(D)	BB	4	(D)	
5015	Motor vehicle parts, used -----	16	(D)	(D)	CC	16	(D)	(D)	CC	-	-	
502	Furniture and home furnishings -----	34	88 224	11 153	408	31	(D)	(D)	EE	3	(D)	
5021	Furniture -----	12	35 169	4 894	176	11	(D)	(D)	CC	1	(D)	
5023	Home furnishings -----	22	53 055	6 259	232	20	(D)	(D)	CC	2	(D)	
503	Lumber and other construction materials -----	59	(D)	(D)	FF	46	(D)	(D)	FF	13	54 398	
5031	Lumber, plywood, millwork, and wood panels -----	19	130 876	10 734	401	17	(D)	(D)	EE	2	(D)	
5032	Brick, stone, and related construction materials -----	12	(D)	(D)	BB	6	(D)	(D)	BB	6	24 129	
5033	Roofing, siding, and insulation materials -----	12	54 400	4 331	157	11	(D)	(D)	CC	1	(D)	
5039	Construction materials, n.e.c. -----	16	25 095	5 208	190	12	(D)	(D)	CC	4	(D)	
504	Professional and commercial equipment and supplies -----	119	369 872	41 515	1 401	98	(D)	(D)	GG	21	(D)	
5043	Photographic equipment and supplies -----	4	(D)	(D)	BB	4	(D)	(D)	BB	-	(D)	
5044	Office equipment -----	30	(D)	(D)	EE	25	(D)	(D)	EE	5	(D)	
5045	Computers and computer peripheral equipment and software -----	31	(D)	(D)	EE	25	(D)	(D)	EE	6	75 039	
5046	Commercial equipment, n.e.c. -----	14	(D)	(D)	BB	11	(D)	(D)	BB	3	(D)	
5047	Medical, dental, and hospital equipment and supplies -----	32	94 293	10 538	371	25	(D)	(D)	EE	7	(D)	
5048	Ophthalmic goods -----	5	4 394	1 078	52	5	4 394	1 078	52	-	-	
5049	Professional equipment and supplies, n.e.c. -----	3	(D)	(D)	AA	3	(D)	(D)	AA	-	-	
505	Metals and minerals, except petroleum -----	19	90 603	8 243	278	13	79 974	7 737	255	6	10 629	
5051	Metals service centers and offices -----	19	90 603	8 243	278	13	79 974	7 737	255	6	10 629	
5052	Coal and other minerals and ores -----	-	-	-	-	-	-	-	-	-	-	
506	Electrical goods -----	80	(D)	(D)	FF	48	206 513	18 981	608	32	(D)	
5063	Electrical apparatus and equipment, wiring supplies, and construction materials -----	44	198 573	12 508	364	21	108 949	9 246	268	23	89 624	
5064	Electrical appliances, television and radio sets -----	10	28 481	2 610	101	10	28 481	2 610	101	-	-	
5065	Electronic parts and equipment, n.e.c. -----	26	(D)	(D)	EE	17	69 083	7 125	239	9	(D)	
507	Hardware, and plumbing and heating equipment and supplies -----	69	(D)	(D)	FF	54	(D)	(D)	FF	15	63 899	
5072	Hardware -----	22	41 889	5 203	181	18	(D)	(D)	CC	4	(D)	
5074	Plumbing and heating equipment and supplies (hydronics) -----	23	(D)	(D)	EE	16	(D)	(D)	CC	7	39 677	
5075	Warm air heating and air-conditioning equipment and supplies -----	17	29 760	2 521	84	14	(D)	(D)	BB	3	(D)	
5078	Refrigeration equipment and supplies -----	7	50 640	7 644	229	6	(D)	(D)	CC	1	(D)	
508	Machinery, equipment, and supplies -----	137	406 816	46 496	1 754	122	(D)	(D)	GG	15	(D)	
5082	Construction and mining (except petroleum) machinery and equipment -----	18	(D)	(D)	EE	17	104 342	11 246	348	1	(D)	
5083	Farm and garden machinery and equipment -----	15	(D)	(D)	CC	15	(D)	(D)	CC	-	-	
5084	Industrial machinery and equipment -----	52	(D)	(D)	FF	43	(D)	(D)	FF	9	8 048	
5085	Industrial supplies -----	33	108 252	7 955	329	31	(D)	(D)	EE	2	(D)	
5087	Service establishment equipment and supplies -----	18	(D)	(D)	CC	15	(D)	(D)	CC	3	(D)	
5088	Transportation equipment and supplies, except motor vehicles -----	1	(D)	(D)	AA	1	(D)	(D)	AA	-	-	
509	Miscellaneous durable goods -----	48	55 801	6 442	314	46	(D)	(D)	EE	2	(D)	
5091	Sporting and recreational goods and supplies -----	9	(D)	(D)	BB	8	11 323	1 646	81	1	(D)	
5092	Toys and hobby goods and supplies -----	6	1 733	229	19	6	1 733	229	19	-	-	
5093	Scrap and waste materials -----	11	12 910	1 875	92	10	(D)	(D)	BB	1	(D)	
5094	Jewelry, watches, precious stones, and precious metals -----	10	(D)	(D)	BB	10	(D)	(D)	BB	-	-	
5099	Durable goods, n.e.c. -----	12	(D)	(D)	BB	12	(D)	(D)	BB	-	-	

WHOLESALE TRADE—GEOGRAPHIC AREA SERIES

Table 6. Summary Statistics for Counties With 200 Establishments or More: 1992 — Con.

[For meaning of abbreviations and symbols, see introductory text. For explanation of terms and comparability of 1987 and 1992 censuses, see appendix A. For information on geographic areas followed by ▲, see appendix F]

SIC code	Geographic area and kind of business	Estab-lish-ments (number)	Sales (\$1,000)	Annual payroll (\$1,000)	Paid employees for pay period including March 12 (number)	Merchant wholesalers			Other operating types		
						Estab-lish-ments (number)	Sales (\$1,000)	Annual payroll (\$1,000)	Paid employees for pay period including March 12 (number)	Estab-lish-ments (number)	Sales (\$1,000)
POLK COUNTY — Con.											
51	Nondurable goods	326	4 043 880	173 160	5 663	234	2 177 085	110 363	3 820	92	1 866 795
511	Paper and paper products	57	284 829	28 568	980	41	132 783	21 099	742	16	152 046
5111	Printing and writing paper	10	(D)	(D)	CC	6	(D)	(D)	CC	4	42 434
5112	Stationery and office supplies	35	(D)	(D)	FF	26	(D)	(D)	EE	9	32 975
5113	Industrial and personal service paper	12	(D)	(D)	CC	9	(D)	(D)	CC	3	76 637
512	Drugs, drug proprietaries, and druggists' sundries ...	11	176 799	8 978	187	9	(D)	(D)	BB	2	(D)
5122	Drugs, drug proprietaries, and druggists' sundries ..	11	176 799	8 978	187	9	(D)	(D)	BB	2	(D)
513	Apparel, piece goods, and notions	11	(D)	(D)	BB	10	(D)	(D)	BB	1	(D)
5131	Piece goods, notions, and other dry goods	5	(D)	(D)	BB	5	(D)	(D)	BB	—	—
5136	Men's and boys' clothing and furnishings	4	(D)	(D)	BB	3	(D)	(D)	BB	1	(D)
5137	Women's, children's, and infants' clothing and accessories	2	(D)	(D)	AA	2	(D)	(D)	AA	—	—
5139	Footwear	—	—	—	—	—	—	—	—	—	—
514	Groceries and related products	80	1 776 619	66 298	2 392	42	853 200	39 977	1 399	38	923 419
5141	Groceries, general line	11	1 078 713	40 094	1 343	6	734 346	33 119	1 104	5	344 367
5142	Packaged frozen foods	11	(D)	(D)	CC	3	(D)	(D)	AA	8	(D)
5143	Dairy products, except dried or canned	2	(D)	(D)	AA	1	(D)	(D)	AA	1	(D)
5144	Poultry and poultry products	1	(D)	(D)	AA	1	(D)	(D)	AA	—	—
5145	Confectionery	5	(D)	(D)	CC	3	(D)	(D)	AA	2	(D)
5146	Fish and seafoods	1	(D)	(D)	AA	1	(D)	(D)	AA	—	—
5147	Meats and meat products	11	(D)	(D)	BB	9	54 437	1 621	74	2	(D)
5148	Fresh fruits and vegetables	9	81 539	3 518	110	7	(D)	(D)	BB	2	(D)
5149	Groceries and related products, n.e.c.	29	(D)	(D)	FF	11	(D)	(D)	BB	18	(D)
515	Farm-product raw materials	18	398 706	4 865	151	18	398 706	4 865	151	—	—
5153	Grain and field beans	15	(D)	(D)	CC	15	(D)	(D)	CC	—	—
5154	Livestock	2	(D)	(D)	BB	2	(D)	(D)	BB	—	—
5159	Farm-product raw materials, n.e.c.	1	(D)	(D)	AA	1	(D)	(D)	AA	—	—
516	Chemicals and allied products	34	484 833	19 981	411	25	(D)	(D)	CC	9	(D)
5162	Plastics materials and basic forms and shapes ...	5	(D)	(D)	BB	4	(D)	(D)	BB	1	(D)
5169	Chemicals and allied products, n.e.c.	29	(D)	(D)	EE	21	(D)	(D)	CC	8	(D)
517	Petroleum and petroleum products	22	163 438	3 990	159	18	104 812	3 014	123	4	58 626
5171	Petroleum bulk stations and terminals	15	(D)	(D)	CC	11	(D)	(D)	BB	4	58 626
5172	Petroleum and petroleum products wholesalers, except bulk stations and terminals	7	(D)	(D)	BB	7	(D)	(D)	BB	—	—
518	Beer, wine, and distilled alcoholic beverages	13	(D)	(D)	EE	12	(D)	(D)	EE	1	(D)
5181	Beer and ale	5	58 618	5 736	185	5	58 618	5 736	185	—	—
5182	Wine and distilled alcoholic beverages	8	(D)	(D)	CC	7	(D)	(D)	CC	1	(D)
519	Miscellaneous nondurable goods	80	(D)	(D)	GG	59	(D)	(D)	FF	21	(D)
5191	Farm supplies	31	436 105	17 031	402	22	274 236	9 416	201	9	161 869
5192	Books, periodicals, and newspapers	10	(D)	(D)	CC	7	21 527	3 505	157	3	(D)
5193	Flowers, nursery stock, and florists' supplies	8	(D)	(D)	CC	7	(D)	(D)	BB	1	(D)
5194	Tobacco and tobacco products	3	(D)	(D)	CC	3	(D)	(D)	CC	—	—
5198	Paints, varnishes, and supplies	4	(D)	(D)	BB	1	(D)	(D)	AA	3	(D)
5199	Nondurable goods, n.e.c.	24	(D)	(D)	CC	19	(D)	(D)	CC	5	(D)
SCOTT COUNTY											
	Wholesale trade	440	2 091 944	127 941	4 716	366	1 342 668	107 584	4 074	74	749 276
50	Durable goods	303	871 836	84 039	3 072	264	709 666	73 500	2 792	39	162 170
501	Motor vehicles and motor vehicle parts and supplies	53	175 463	16 504	675	48	(D)	(D)	FF	5	(D)
502	Furniture and homefurnishings	18	38 224	3 881	181	18	38 224	3 881	181	—	—
503	Lumber and other construction materials	18	39 241	3 824	158	16	(D)	(D)	CC	2	(D)
504	Professional and commercial equipment and supplies	38	57 757	10 339	363	33	(D)	(D)	EE	5	(D)
505	Metals and minerals, except petroleum	17	66 026	3 643	136	11	28 654	2 564	106	6	37 372
506	Electrical goods	28	112 663	10 947	353	23	83 841	10 206	334	5	28 822
507	Hardware, and plumbing and heating equipment and supplies	28	48 940	7 048	218	25	(D)	(D)	CC	3	(D)
508	Machinery, equipment, and supplies	82	227 133	22 993	785	70	182 651	20 916	728	12	44 482
509	Miscellaneous durable goods	21	106 389	4 860	203	20	(D)	(D)	CC	1	(D)
51	Nondurable goods	137	1 220 108	43 902	1 644	102	633 002	34 084	1 282	35	587 106
511	Paper and paper products	23	(D)	(D)	CC	16	23 010	3 275	153	7	(D)
512	Drugs, drug proprietaries, and druggists' sundries ...	3	(D)	(D)	BB	3	(D)	(D)	BB	—	—
513	Apparel, piece goods, and notions	2	(D)	(D)	BB	2	(D)	(D)	BB	—	—
514	Groceries and related products	36	701 706	21 907	773	17	223 619	14 336	483	19	478 087
515	Farm-product raw materials	10	259 657	3 549	122	10	259 657	3 549	122	—	—
516	Chemicals and allied products	12	38 743	3 053	108	11	(D)	(D)	BB	1	(D)
517	Petroleum and petroleum products	13	(D)	(D)	BB	8	(D)	(D)	BB	5	(D)
518	Beer, wine, and distilled alcoholic beverages	7	30 138	4 386	134	7	30 138	4 386	134	—	—
519	Miscellaneous nondurable goods	31	(D)	(D)	CC	28	(D)	(D)	CC	3	(D)

Table 6. Summary Statistics for Counties With 200 Establishments or More: 1992 – Con.

[For meaning of abbreviations and symbols, see introductory text. For explanation of terms and comparability of 1987 and 1992 censuses, see appendix A. For information on geographic areas followed by ▲, see appendix F]

SIC code	Geographic area and kind of business	Estab-lish-ments (number)	Sales (\$1,000)	Annual payroll (\$1,000)	Paid employees for pay period including March 12 (number)	Merchant wholesalers			Other operating types		
						Estab-lish-ments (number)	Sales (\$1,000)	Annual payroll (\$1,000)	Paid employees for pay period including March 12 (number)	Estab-lish-ments (number)	Sales (\$1,000)
WOODBURY COUNTY											
	Wholesale trade -----	272	(D)	(D)	HH	241	(D)	(D)	HH	31	(D)
50	Durable goods -----	160	501 145	40 394	1 651	149	(D)	(D)	GG	11	(D)
501	Motor vehicles and motor vehicle parts and supplies -----	34	231 211	10 041	485	33	(D)	(D)	EE	1	(D)
502	Furniture and homefurnishings -----	6	10 526	1 227	63	5	(D)	(D)	BB	1	(D)
503	Lumber and other construction materials -----	11	(D)	(D)	CC	8	(D)	(D)	BB	3	(D)
504	Professional and commercial equipment and supplies -----	27	(D)	(D)	EE	26	(D)	(D)	EE	1	(D)
505	Metals and minerals, except petroleum -----	3	(D)	(D)	BB	3	(D)	(D)	BB	-	(D)
506	Electrical goods -----	16	(D)	(D)	CC	14	(D)	(D)	CC	2	(D)
507	Hardware, and plumbing and heating equipment and supplies -----	14	27 055	2 962	128	14	27 055	2 962	128	-	-
508	Machinery, equipment, and supplies -----	39	(D)	(D)	EE	36	(D)	(D)	EE	3	(D)
509	Miscellaneous durable goods -----	10	(D)	(D)	BB	10	(D)	(D)	BB	-	-
51	Nondurable goods -----	112	(D)	(D)	GG	92	(D)	(D)	FF	20	(D)
511	Paper and paper products -----	14	(D)	(D)	CC	13	(D)	(D)	CC	1	(D)
512	Drugs, drug proprietaries, and druggists' sundries -----	3	(D)	(D)	BB	3	(D)	(D)	BB	-	-
513	Apparel, piece goods, and notions -----	4	(D)	(D)	BB	4	(D)	(D)	BB	-	-
514	Groceries and related products -----	17	(D)	(D)	EE	10	(D)	(D)	EE	7	(D)
515	Farm-product raw materials -----	24	(D)	(D)	CC	17	(D)	(D)	CC	7	(D)
516	Chemicals and allied products -----	8	(D)	(D)	BB	7	16 032	1 314	48	1	(D)
517	Petroleum and petroleum products -----	11	(D)	(D)	BB	11	(D)	(D)	BB	-	-
518	Beer, wine, and distilled alcoholic beverages -----	4	(D)	(D)	BB	4	(D)	(D)	BB	-	-
519	Miscellaneous nondurable goods -----	27	(D)	(D)	CC	23	(D)	(D)	CC	4	(D)

Table 7. Summary Statistics for Metropolitan Areas: 1992

[For meaning of abbreviations and symbols, see introductory text. For explanation of terms and comparability of 1987 and 1992 censuses, see appendix A. For definitions of CMSA's, MSA's, and PMSA's, see appendix D]

SIC code	Geographic area and kind of business	Estab-lish-ments (number)	Sales (\$1,000)	Annual payroll (\$1,000)	Paid employees for pay period including March 12 (number)	Merchant wholesalers			Other operating types		
						Estab-lish-ments (number)	Sales (\$1,000)	Annual payroll (\$1,000)	Paid employees for pay period including March 12 (number)	Estab-lish-ments (number)	Sales (\$1,000)
CEDAR RAPIDS, IA MSA											
	Wholesale trade -----	427	2 049 658	135 301	5 008	356	1 563 591	111 006	4 379	71	486 067
50	Durable goods -----	298	993 309	93 198	3 331	242	588 966	74 059	2 860	56	404 343
501	Motor vehicles and motor vehicle parts and supplies -----	41	108 534	13 737	666	37	99 513	12 551	619	4	9 021
502	Furniture and homefurnishings -----	12	(D)	(D)	CC	11	(D)	(D)	CC	1	(D)
503	Lumber and other construction materials -----	9	31 520	2 204	84	8	(D)	(D)	BB	1	(D)
504	Professional and commercial equipment and supplies -----	43	239 510	21 368	620	32	47 815	9 484	370	11	191 695
505	Metals and minerals, except petroleum -----	9	87 877	4 037	146	8	(D)	(D)	CC	1	(D)
506	Electrical goods -----	62	216 083	14 034	441	35	90 142	10 509	354	27	125 941
507	Hardware, and plumbing and heating equipment and supplies -----	21	55 930	6 011	193	20	(D)	(D)	CC	1	(D)
508	Machinery, equipment, and supplies -----	84	210 912	26 413	919	75	186 300	24 296	839	9	24 612
509	Miscellaneous durable goods -----	17	(D)	(D)	CC	16	(D)	(D)	CC	1	(D)
51	Nondurable goods -----	129	1 056 349	42 103	1 677	114	974 625	36 947	1 519	15	81 724
511	Paper and paper products -----	15	31 460	4 231	141	13	(D)	(D)	CC	2	(D)
512	Drugs, drug proprietaries, and druggists' sundries -----	3	(D)	(D)	CC	3	(D)	(D)	CC	-	-
513	Apparel, piece goods, and notions -----	7	13 844	1 840	117	6	(D)	(D)	CC	1	(D)
514	Groceries and related products -----	22	340 363	13 585	519	17	(D)	(D)	EE	5	(D)
515	Farm-product raw materials -----	22	303 634	4 158	146	22	303 634	4 158	146	-	-
516	Chemicals and allied products -----	12	14 360	1 448	55	10	(D)	(D)	BB	2	(D)
517	Petroleum and petroleum products -----	10	69 557	3 787	154	9	(D)	(D)	CC	1	(D)
518	Beer, wine, and distilled alcoholic beverages -----	7	30 294	3 807	129	7	30 294	3 807	129	-	-
519	Miscellaneous nondurable goods -----	31	(D)	(D)	EE	27	(D)	(D)	EE	4	(D)

Table 7. Summary Statistics for Metropolitan Areas: 1992 – Con.

[For meaning of abbreviations and symbols, see introductory text. For explanation of terms and comparability of 1987 and 1992 censuses, see appendix A. For definitions of CMSA's, MSA's, and PMSA's, see appendix D]

SIC code	Geographic area and kind of business	Estab-lish-ments (number)	Sales (\$1,000)	Annual payroll (\$1,000)	Paid employees for pay period including March 12 (number)	Merchant wholesalers			Other operating types		
						Estab-lish-ments (number)	Sales (\$1,000)	Annual payroll (\$1,000)	Paid employees for pay period including March 12 (number)	Estab-lish-ments (number)	Sales (\$1,000)
	DAVENPORT–MOLINE–ROCK ISLAND, IA–IL MSA										
	Wholesale trade	833	4 283 424	274 916	10 051	705	2 634 814	217 213	8 321	128	1 648 610
50	Durable goods	556	1 966 058	183 372	6 377	483	1 250 201	142 829	5 278	73	715 857
501	Motor vehicles and motor vehicle parts and supplies	102	290 430	26 271	1 111	95	241 331	24 646	1 004	7	49 099
5012	Automobiles and other motor vehicles	21	158 574	9 969	401	17	(D)	(D)	EE	4	(D)
5013	Motor vehicle supplies and new parts	62	113 537	13 201	572	60	(D)	(D)	FF	2	(D)
5014	Tires and tubes	5	10 224	922	39	4	(D)	(D)	BB	1	(D)
5015	Motor vehicle parts, used	14	8 095	2 179	99	14	8 095	2 179	99	–	–
502	Furniture and home furnishings	27	56 353	5 891	256	27	56 353	5 891	256	–	–
5021	Furniture	10	18 013	1 709	81	10	18 013	1 709	81	–	–
5023	Home furnishings	17	38 340	4 182	175	17	38 340	4 182	175	–	–
503	Lumber and other construction materials	27	129 606	8 356	313	24	126 289	8 146	302	3	3 317
5031	Lumber, plywood, millwork, and wood panels	10	85 347	4 510	162	10	85 347	4 510	162	–	–
5032	Brick, stone, and related construction materials	5	(D)	(D)	BB	4	(D)	(D)	BB	1	(D)
5033	Roofing, siding, and insulation materials	9	28 640	2 200	85	7	(D)	(D)	BB	2	(D)
5039	Construction materials, n.e.c.	3	(D)	(D)	BB	3	(D)	(D)	BB	–	–
504	Professional and commercial equipment and supplies	63	160 062	33 031	982	57	88 635	23 108	793	6	71 427
5043	Photographic equipment and supplies	1	(D)	(D)	AA	1	(D)	(D)	AA	–	–
5044	Office equipment	20	36 047	9 335	303	18	(D)	(D)	CC	2	(D)
5045	Computers and computer peripheral equipment and software	17	86 469	17 199	416	14	(D)	(D)	EE	3	(D)
5046	Commercial equipment, n.e.c.	6	4 974	801	38	6	4 974	801	38	–	–
5047	Medical, dental, and hospital equipment and supplies	12	22 255	3 317	102	11	(D)	(D)	BB	1	(D)
5048	Ophthalmic goods	3	5 747	1 381	73	3	5 747	1 381	73	–	–
5049	Professional equipment and supplies, n.e.c.	4	(D)	(D)	BB	4	(D)	(D)	BB	–	–
505	Metals and minerals, except petroleum	26	101 167	6 402	234	17	55 979	5 134	200	9	45 188
5051	Metals service centers and offices	26	101 167	6 402	234	17	55 979	5 134	200	9	45 188
5052	Coal and other minerals and ores	–	–	–	–	–	–	–	–	–	–
506	Electrical goods	43	137 571	13 653	456	35	102 642	12 538	429	8	34 929
5063	Electrical apparatus and equipment, wiring supplies, and construction materials	26	110 583	11 024	350	20	(D)	(D)	EE	6	(D)
5064	Electrical appliances, television and radio sets	6	18 320	1 071	42	6	18 320	1 071	42	–	–
5065	Electronic parts and equipment, n.e.c.	11	8 668	1 558	64	9	(D)	(D)	BB	2	(D)
507	Hardware, and plumbing and heating equipment and supplies	42	116 833	15 684	501	37	(D)	(D)	EE	5	(D)
5072	Hardware	13	48 585	8 123	256	11	(D)	(D)	CC	2	(D)
5074	Plumbing and heating equipment and supplies (hydronics)	14	39 554	3 253	116	12	(D)	(D)	CC	2	(D)
5075	Warm air heating and air-conditioning equipment and supplies	10	18 116	2 624	60	9	(D)	(D)	BB	1	(D)
5078	Refrigeration equipment and supplies	5	10 578	1 684	69	5	10 578	1 684	69	–	–
508	Machinery, equipment, and supplies	172	835 295	64 717	2 077	139	342 679	40 932	1 406	33	492 616
5082	Construction and mining (except petroleum) machinery and equipment	16	291 537	17 317	504	10	(D)	(D)	CC	6	(D)
5083	Farm and garden machinery and equipment	25	184 552	11 708	382	21	(D)	(D)	EE	4	(D)
5084	Industrial machinery and equipment	67	162 097	19 608	680	56	(D)	(D)	FF	11	(D)
5085	Industrial supplies	46	164 682	10 982	352	34	59 641	7 624	230	12	105 041
5087	Service establishment equipment and supplies	15	11 098	1 568	72	15	11 098	1 568	72	–	–
5088	Transportation equipment and supplies, except motor vehicles	3	21 329	3 534	87	3	21 329	3 534	87	–	–
509	Miscellaneous durable goods	54	138 741	9 367	447	52	(D)	(D)	EE	2	(D)
5091	Sporting and recreational goods and supplies	8	9 721	1 083	68	7	(D)	(D)	BB	1	(D)
5092	Toys and hobby goods and supplies	4	1 377	213	21	4	1 377	213	21	–	–
5093	Scrap and waste materials	25	119 261	7 077	286	25	119 261	7 077	286	–	–
5094	Jewelry, watches, precious stones, and precious metals	4	(D)	(D)	AA	3	(D)	(D)	AA	1	(D)
5099	Durable goods, n.e.c.	13	(D)	(D)	BB	13	(D)	(D)	BB	–	–
51	Nondurable goods	277	2 317 366	91 544	3 674	222	1 384 613	74 384	3 043	55	932 753
511	Paper and paper products	32	281 439	7 475	280	24	(D)	(D)	CC	8	(D)
5111	Printing and writing paper	6	(D)	(D)	BB	5	(D)	(D)	BB	1	(D)
5112	Stationery and office supplies	19	(D)	(D)	CC	12	(D)	(D)	CC	7	(D)
5113	Industrial and personal service paper	7	21 999	2 375	76	7	21 999	2 375	76	–	–
512	Drugs, drug proprietaries, and druggists' sundries	5	63 097	10 228	508	5	63 097	10 228	508	–	–
5122	Drugs, drug proprietaries, and druggists' sundries	5	63 097	10 228	508	5	63 097	10 228	508	–	–
513	Apparel, piece goods, and notions	4	5 922	853	49	4	5 922	853	49	–	–
5131	Piece goods, notions, and other dry goods	–	–	–	–	–	–	–	–	–	–
5136	Men's and boys' clothing and furnishings	2	(D)	(D)	BB	2	(D)	(D)	BB	–	–
5137	Women's, children's, and infants' clothing and accessories	1	(D)	(D)	BB	1	(D)	(D)	BB	–	–
5139	Footwear	1	(D)	(D)	AA	1	(D)	(D)	AA	–	–
514	Groceries and related products	59	818 256	29 564	1 076	32	267 093	17 206	633	27	551 163
5141	Groceries, general line	9	244 249	13 533	476	4	(D)	(D)	EE	5	(D)
5142	Packaged frozen foods	5	(D)	(D)	BB	2	(D)	(D)	AA	3	(D)
5143	Dairy products, except dried or canned	9	93 328	2 345	82	8	(D)	(D)	BB	1	(D)
5144	Poultry and poultry products	2	(D)	(D)	AA	1	(D)	(D)	AA	1	(D)
5145	Confectionery	2	(D)	(D)	AA	2	(D)	(D)	AA	–	–

Table 7. Summary Statistics for Metropolitan Areas: 1992 — Con.

[For meaning of abbreviations and symbols, see introductory text. For explanation of terms and comparability of 1987 and 1992 censuses, see appendix A. For definitions of CMSA's, MSA's, and PMSA's, see appendix D]

SIC code	Geographic area and kind of business	Estab-lish-ments (number)	Sales (\$1,000)	Annual payroll (\$1,000)	Paid employees for pay period including March 12 (number)	Merchant wholesalers			Other operating types	
						Estab-lish-ments (number)	Sales (\$1,000)	Annual payroll (\$1,000)	Paid employees for pay period including March 12 (number)	Estab-lish-ments (number)
DAVENPORT—MOLINE—ROCK ISLAND, IA—IL MSA—Con.										
51	Nondurable goods—Con.									
514	Groceries and related products—Con.									
5146	Fish and seafoods	3	(D)	(D)	AA	2	(D)	(D)	AA	1 (D)
5147	Meats and meat products	6	283 571	2 786	106	4	(D)	(D)	BB	2 (D)
5148	Fresh fruits and vegetables	2	(D)	(D)	BB	2	(D)	(D)	BB	—
5149	Groceries and related products, n.e.c.	21	120 967	8 922	308	7	13 234	1 195	50	14 107 733
515	Farm-product raw materials	39	507 451	9 338	423	37	(D)	(D)	EE	2 (D)
5153	Grain and field beans	24	362 006	7 645	323	24	362 006	7 645	323	—
5154	Livestock	12	(D)	(D)	BB	10	110 655	1 005	(D)	2 (D)
5159	Farm-product raw materials, n.e.c.	3	(D)	(D)	AA	3	(D)	(D)	AA	—
516	Chemicals and allied products	20	64 906	5 718	192	19	(D)	(D)	CC	1 (D)
5162	Plastics materials and basic forms and shapes	4	18 523	1 538	48	4	18 523	1 538	48	—
5169	Chemicals and allied products, n.e.c.	16	46 383	4 180	144	15	(D)	(D)	CC	1 (D)
517	Petroleum and petroleum products	31	152 687	4 287	215	24	(D)	(D)	CC	7 (D)
5171	Petroleum bulk stations and terminals	28	125 172	3 502	192	22	(D)	(D)	CC	6 (D)
5172	Petroleum and petroleum products wholesalers, except bulk stations and terminals	3	27 515	785	23	2	(D)	(D)	AA	1 (D)
518	Beer, wine, and distilled alcoholic beverages	14	65 175	8 026	260	14	65 175	8 026	260	—
5181	Beer and ale	8	47 954	5 443	161	8	47 954	5 443	161	—
5182	Wine and distilled alcoholic beverages	6	17 221	2 583	99	6	17 221	2 583	99	—
519	Miscellaneous nondurable goods	73	358 433	16 055	671	63	(D)	(D)	FF	10 (D)
5191	Farm supplies	35	226 451	5 917	246	30	193 109	4 835	201	5 33 342
5192	Books, periodicals, and newspapers	8	18 806	2 513	107	7	(D)	(D)	CC	1 (D)
5193	Flowers, nursery stock, and florists' supplies	4	(D)	(D)	CC	4	(D)	(D)	CC	—
5194	Tobacco and tobacco products	2	(D)	(D)	BB	2	(D)	(D)	BB	—
5198	Paints, varnishes, and supplies	7	4 024	476	27	5	(D)	(D)	AA	2 (D)
5199	Nondurable goods, n.e.c.	17	(D)	(D)	BB	15	(D)	(D)	BB	2 (D)
DES MOINES, IA MSA										
	Wholesale trade	1 130	6 616 146	414 587	14 503	912	4 109 349	317 598	11 614	218 2 506 797
50	Durable goods	736	2 302 736	230 386	8 346	610	1 662 734	196 194	7 300	126 640 002
501	Motor vehicles and motor vehicle parts and supplies	139	475 506	39 854	1 603	125	320 786	33 931	1 362	14 154 720
5012	Automobiles and other motor vehicles	26	286 455	15 681	546	21	156 015	11 512	370	5 130 440
5013	Motor vehicle supplies and new parts	82	137 569	17 899	799	77	(D)	(D)	FF	5 (D)
5014	Tires and tubes	14	39 162	4 036	137	10	(D)	(D)	BB	4 (D)
5015	Motor vehicle parts, used	17	12 320	2 238	121	17	12 320	2 238	121	—
502	Furniture and homefurnishings	35	(D)	(D)	EE	32	(D)	(D)	EE	3 (D)
5021	Furniture	13	(D)	(D)	CC	12	(D)	(D)	CC	1 (D)
5023	Homefurnishings	22	53 055	6 259	232	20	(D)	(D)	CC	2 (D)
503	Lumber and other construction materials	60	248 484	23 281	849	47	194 086	18 928	720	13 54 398
5031	Lumber, plywood, millwork, and wood panels	19	130 876	10 734	401	17	(D)	(D)	EE	2 (D)
5032	Brick, stone, and related construction materials	13	38 113	3 008	101	7	13 984	1 589	55	6 24 129
5033	Roofing, siding, and insulation materials	12	54 400	4 331	157	11	(D)	(D)	CC	1 (D)
5039	Construction materials, n.e.c.	16	25 095	5 208	190	12	(D)	(D)	CC	4 (D)
504	Professional and commercial equipment and supplies	129	385 767	42 898	1 460	105	223 037	31 146	1 177	24 162 730
5043	Photographic equipment and supplies	4	(D)	(D)	BB	4	(D)	(D)	BB	—
5044	Office equipment	31	(D)	(D)	EE	26	(D)	(D)	EE	5 (D)
5045	Computers and computer peripheral equipment and software	32	152 217	11 210	363	26	77 178	7 848	285	6 75 039
5046	Commercial equipment, n.e.c.	15	41 732	2 902	109	11	(D)	(D)	BB	4 (D)
5047	Medical, dental, and hospital equipment and supplies	36	96 759	10 977	395	28	(D)	(D)	EE	8 (D)
5048	Ophthalmic goods	7	(D)	(D)	BB	6	(D)	(D)	BB	1 (D)
5049	Professional equipment and supplies, n.e.c.	4	(D)	(D)	AA	4	(D)	(D)	AA	—
505	Metals and minerals, except petroleum	19	90 603	8 243	278	13	79 974	7 737	255	6 10 629
5051	Metals service centers and offices	19	90 603	8 243	278	13	79 974	7 737	255	6 10 629
5052	Coal and other minerals and ores	—	—	—	—	—	—	—	—	—
506	Electrical goods	81	312 977	24 580	763	48	206 513	18 981	608	33 106 464
5063	Electrical apparatus and equipment, wiring supplies, and construction materials	44	198 573	12 508	364	21	108 949	9 246	268	23 89 624
5064	Electrical appliances, television and radio sets	10	28 481	2 610	101	10	28 481	2 610	101	—
5065	Electronic parts and equipment, n.e.c.	27	85 923	9 462	298	17	69 083	7 125	239	10 16 840
507	Hardware, and plumbing and heating equipment and supplies	71	209 902	24 132	758	56	146 003	20 794	652	15 63 899
5072	Hardware	22	41 889	5 203	181	18	(D)	(D)	CC	4 (D)
5074	Plumbing and heating equipment and supplies (hydronics)	25	87 613	8 764	264	18	47 936	6 626	198	7 39 677
5075	Warm air heating and air-conditioning equipment and supplies	17	29 760	2 521	84	14	(D)	(D)	BB	3 (D)
5078	Refrigeration equipment and supplies	7	50 640	7 644	229	6	(D)	(D)	CC	1 (D)

Table 7. Summary Statistics for Metropolitan Areas: 1992 — Con.

[For meaning of abbreviations and symbols, see introductory text. For explanation of terms and comparability of 1987 and 1992 censuses, see appendix A. For definitions of CMSA's, MSA's, and PMSA's, see appendix D]

SIC code	Geographic area and kind of business	Estab-lish-ments (number)	Sales (\$1,000)	Annual payroll (\$1,000)	Paid employees for pay period including March 12 (number)	Merchant wholesalers			Other operating types		
						Estab-lish-ments (number)	Sales (\$1,000)	Annual payroll (\$1,000)	Paid employees for pay period including March 12 (number)	Estab-lish-ments (number)	Sales (\$1,000)
DES MOINES, IA MSA — Con.											
50	Durable goods — Con.										
508	Machinery, equipment, and supplies	150	432 550	49 614	1 902	134	352 819	47 050	1 802	16	79 731
5082	Construction and mining (except petroleum) machinery and equipment	19	118 366	12 700	403	18	(D)	(D)	EE	1	(D)
5083	Farm and garden machinery and equipment	24	41 551	4 904	240	23	(D)	(D)	CC	1	(D)
5084	Industrial machinery and equipment	54	119 768	18 175	687	45	111 720	17 469	664	9	8 048
5085	Industrial supplies	33	108 252	7 955	329	31	(D)	(D)	EE	2	(D)
5087	Service establishment equipment and supplies	19	(D)	(D)	CC	16	27 880	4 700	(D)	3	(D)
5088	Transportation equipment and supplies, except motor vehicles	1	(D)	(D)	AA	1	(D)	(D)	AA	—	—
509	Miscellaneous durable goods	52	(D)	(D)	EE	50	(D)	(D)	EE	2	(D)
5091	Sporting and recreational goods and supplies	11	18 345	1 813	91	10	(D)	(D)	BB	1	(D)
5092	Toys and hobby goods and supplies	6	1 733	229	19	6	1 733	229	19	—	—
5093	Scrap and waste materials	12	(D)	(D)	BB	11	(D)	(D)	BB	1	(D)
5094	Jewelry, watches, precious stones, and precious metals	11	11 593	953	44	11	11 593	953	44	—	—
5099	Durable goods, n.e.c.	12	(D)	(D)	BB	12	(D)	(D)	BB	—	—
51	Nondurable goods	394	4 313 410	184 201	6 157	302	2 446 615	121 404	4 314	92	1 866 795
511	Paper and paper products	61	290 520	29 313	1 039	45	138 474	21 844	801	16	152 046
5111	Printing and writing paper	11	106 816	7 045	222	7	64 382	5 076	151	4	42 434
5112	Stationery and office supplies	37	88 970	18 012	668	28	55 995	14 122	543	9	32 975
5113	Industrial and personal service paper	13	94 734	4 256	149	10	18 097	2 646	107	3	76 637
512	Drugs, drug proprietaries, and druggists' sundries	11	176 799	8 978	187	9	(D)	(D)	BB	2	(D)
5122	Drugs, drug proprietaries, and druggists' sundries	11	176 799	8 978	187	9	(D)	(D)	BB	2	(D)
513	Apparel, piece goods, and notions	12	(D)	(D)	BB	11	(D)	(D)	BB	1	(D)
5131	Piece goods, notions, and other dry goods	5	(D)	(D)	BB	5	(D)	(D)	BB	—	—
5136	Men's and boys' clothing and furnishings	4	(D)	(D)	BB	3	(D)	(D)	BB	1	(D)
5137	Women's, children's, and infants' clothing and accessories	3	(D)	(D)	AA	3	(D)	(D)	AA	—	—
5139	Footwear	—	—	—	—	—	—	—	—	—	—
514	Groceries and related products	87	1 808 660	68 222	2 483	49	885 241	41 901	1 490	38	923 419
5141	Groceries, general line	11	1 078 713	40 094	1 343	6	734 346	33 119	1 104	5	344 367
5142	Packages, frozen foods	11	(D)	(D)	CC	3	(D)	(D)	AA	8	(D)
5143	Dairy products, except dried or canned	2	(D)	(D)	AA	1	(D)	(D)	AA	1	(D)
5144	Poultry and poultry products	1	(D)	(D)	AA	1	(D)	(D)	AA	—	—
5145	Confectionery	6	(D)	(D)	CC	4	(D)	(D)	BB	2	(D)
5146	Fish and seafoods	1	(D)	(D)	AA	1	(D)	(D)	AA	—	—
5147	Meats and meat products	12	80 727	2 559	124	10	(D)	(D)	CC	2	(D)
5148	Fresh fruits and vegetables	12	102 264	4 609	157	10	(D)	(D)	CC	2	(D)
5149	Groceries and related products, n.e.c.	31	403 062	13 084	570	13	(D)	(D)	BB	18	(D)
515	Farm-product raw materials	43	515 659	9 266	334	43	515 659	9 266	334	—	—
5153	Grain and field beans	36	478 991	7 864	277	36	478 991	7 864	277	—	—
5154	Livestock	5	(D)	(D)	BB	5	(D)	(D)	BB	—	—
5159	Farm-product raw materials, n.e.c.	2	(D)	(D)	AA	2	(D)	(D)	AA	—	—
516	Chemicals and allied products	38	490 717	21 330	436	29	(D)	(D)	EE	9	(D)
5162	Plastics materials and basic forms and shapes	6	38 410	1 791	47	5	(D)	(D)	BB	1	(D)
5169	Chemicals and allied products, n.e.c.	32	452 307	19 539	389	24	(D)	(D)	CC	8	(D)
517	Petroleum and petroleum products	31	175 874	4 804	194	27	117 248	3 828	158	4	58 626
5171	Petroleum bulk stations and terminals	23	128 784	3 973	157	19	70 158	2 997	121	4	58 626
5172	Petroleum and petroleum products wholesalers, except bulk stations and terminals	8	47 090	831	37	8	47 090	831	37	—	—
518	Beer, wine, and distilled alcoholic beverages	13	(D)	(D)	EE	12	(D)	(D)	EE	1	(D)
5181	Beer and ale	5	58 618	5 736	185	5	58 618	5 736	185	—	—
5182	Wine and distilled alcoholic beverages	8	(D)	(D)	CC	7	(D)	(D)	CC	1	(D)
519	Miscellaneous nondurable goods	98	(D)	(D)	GG	77	(D)	(D)	FF	21	(D)
5191	Farm supplies	45	529 346	18 352	466	36	367 477	10 737	265	9	161 869
5192	Books, periodicals, and newspapers	11	27 032	4 081	195	8	(D)	(D)	CC	3	(D)
5193	Flowers, nursery stock, and florists' supplies	9	(D)	(D)	CC	8	(D)	(D)	BB	1	(D)
5194	Tobacco and tobacco products	3	(D)	(D)	CC	3	(D)	(D)	CC	—	—
5198	Paints, varnishes, and supplies	4	(D)	(D)	BB	1	(D)	(D)	AA	3	(D)
5199	Nondurable goods, n.e.c.	26	(D)	(D)	CC	21	(D)	(D)	CC	5	(D)
DUBUQUE, IA MSA											
	Wholesale trade	211	829 430	42 989	2 016	188	693 221	37 348	1 730	23	136 209
50	Durable goods	118	287 776	25 024	1 086	109	257 845	22 857	1 019	9	29 931
501	Motor vehicles and motor vehicle parts and supplies	16	110 326	5 996	262	16	110 326	5 996	262	—	—
502	Furniture and home furnishings	1	(D)	(D)	AA	1	(D)	(D)	AA	—	—
503	Lumber and other construction materials	11	23 612	3 657	143	8	(D)	(D)	CC	3	(D)
504	Professional and commercial equipment and supplies	20	12 448	2 329	107	20	12 448	2 329	107	—	—
505	Metals and minerals, except petroleum	3	(D)	(D)	BB	3	(D)	(D)	BB	—	—
506	Electrical goods	10	20 124	2 165	79	10	20 124	2 165	79	—	—

Table 7. Summary Statistics for Metropolitan Areas: 1992 — Con.

[For meaning of abbreviations and symbols, see introductory text. For explanation of terms and comparability of 1987 and 1992 censuses, see appendix A. For definitions of CMSA's, MSA's, and PMSA's, see appendix D]

SIC code	Geographic area and kind of business	Estab-lish-ments (number)	Sales (\$1,000)	Annual payroll (\$1,000)	Paid employees for pay period including March 12 (number)	Merchant wholesalers			Other operating types		
						Estab-lish-ments (number)	Sales (\$1,000)	Annual payroll (\$1,000)	Paid employees for pay period including March 12 (number)	Estab-lish-ments (number)	Sales (\$1,000)
DUBUQUE, IA MSA — Con.											
50	Durable goods — Con.										
507	Hardware, and plumbing and heating equipment and supplies	10	19 605	1 851	81	7	(D)	(D)	BB	3	(D)
508	Machinery, equipment, and supplies	34	55 540	5 460	241	31	43 283	4 633	227	3	12 257
509	Miscellaneous durable goods	13	(D)	(D)	BB	13	(D)	(D)	BB	—	—
51	Nondurable goods	93	541 654	17 965	930	79	435 376	14 491	711	14	106 278
511	Paper and paper products	4	(D)	(D)	BB	3	(D)	(D)	BB	1	(D)
512	Drugs, drug proprietaries, and druggists' sundries	3	4 414	936	26	3	4 414	936	26	—	—
513	Apparel, piece goods, and notions	—	—	—	—	—	—	—	—	—	—
514	Groceries and related products	16	51 638	3 886	268	11	14 316	1 333	118	5	37 322
515	Farm-product raw materials	7	267 734	1 480	91	6	(D)	(D)	BB	1	(D)
516	Chemicals and allied products	4	(D)	(D)	AA	2	(D)	(D)	AA	2	(D)
517	Petroleum and petroleum products	17	113 846	3 114	153	16	(D)	(D)	CC	1	(D)
518	Beer, wine, and distilled alcoholic beverages	4	15 357	1 880	66	4	15 357	1 880	66	—	—
519	Miscellaneous nondurable goods	38	(D)	(D)	EE	34	(D)	(D)	EE	4	(D)
IOWA CITY, IA MSA											
	Wholesale trade	93	343 369	28 364	1 100	84	272 950	27 177	1 050	9	70 419
50	Durable goods	55	104 118	11 458	501	50	72 032	10 519	475	5	32 086
501	Motor vehicles and motor vehicle parts and supplies	10	11 294	1 657	90	10	11 294	1 657	90	—	—
502	Furniture and homefurnishings	1	(D)	(D)	BB	1	(D)	(D)	BB	—	—
503	Lumber and other construction materials	5	7 188	1 077	42	5	7 188	1 077	42	—	—
504	Professional and commercial equipment and supplies	10	15 389	2 727	111	10	15 389	2 727	111	—	—
505	Metals and minerals, except petroleum	1	(D)	(D)	AA	—	—	—	(D)	1	(D)
506	Electrical goods	7	16 587	1 072	27	6	(D)	(D)	BB	1	(D)
507	Hardware, and plumbing and heating equipment and supplies	5	10 911	1 450	55	4	(D)	(D)	BB	1	(D)
508	Machinery, equipment, and supplies	11	(D)	(D)	BB	9	(D)	(D)	BB	2	(D)
509	Miscellaneous durable goods	5	(D)	(D)	BB	5	(D)	(D)	BB	—	—
51	Nondurable goods	38	239 251	16 906	599	34	200 918	16 658	575	4	38 333
511	Paper and paper products	3	724	100	6	2	(D)	(D)	AA	1	(D)
512	Drugs, drug proprietaries, and druggists' sundries	—	—	—	—	—	—	—	—	—	—
513	Apparel, piece goods, and notions	—	—	—	—	—	—	—	—	—	—
514	Groceries and related products	6	107 970	9 856	307	6	107 970	9 856	307	—	—
515	Farm-product raw materials	8	(D)	(D)	BB	7	(D)	(D)	BB	1	(D)
516	Chemicals and allied products	—	—	—	—	—	—	—	—	—	—
517	Petroleum and petroleum products	5	32 755	448	23	4	(D)	(D)	BB	1	(D)
518	Beer, wine, and distilled alcoholic beverages	4	11 504	1 049	44	4	11 504	1 049	44	—	—
519	Miscellaneous nondurable goods	12	(D)	(D)	CC	11	(D)	(D)	CC	1	(D)
OMAHA, NE-IA MSA											
	Wholesale trade	1 429	11 310 440	579 032	22 080	1 153	6 656 698	468 544	18 612	276	4 653 742
50	Durable goods	938	5 102 442	333 063	12 259	764	3 240 809	267 712	10 473	174	1 861 633
501	Motor vehicles and motor vehicle parts and supplies	166	868 894	43 175	2 005	145	434 178	37 286	1 602	21	434 716
5012	Automobiles and other motor vehicles	38	594 935	16 615	775	33	(D)	(D)	EE	5	(D)
5013	Motor vehicle supplies and new parts	91	194 891	18 233	858	77	(D)	(D)	FF	14	(D)
5014	Tires and tubes	12	(D)	(D)	CC	10	(D)	(D)	CC	2	(D)
5015	Motor vehicle parts, used	25	(D)	(D)	CC	25	(D)	(D)	CC	—	—
502	Furniture and homefurnishings	35	103 535	12 414	521	30	(D)	(D)	FF	5	(D)
5021	Furniture	12	68 712	7 088	319	9	(D)	(D)	EE	3	(D)
5023	Homefurnishings	23	34 823	5 326	202	21	(D)	(D)	CC	2	(D)
503	Lumber and other construction materials	55	324 423	23 460	827	44	197 385	20 460	723	11	127 038
5031	Lumber, plywood, millwork, and wood panels	23	199 334	16 139	570	20	(D)	(D)	FF	3	(D)
5032	Brick, stone, and related construction materials	9	81 824	2 920	102	4	9 657	1 620	56	5	72 167
5033	Roofing, siding, and insulation materials	11	(D)	(D)	BB	9	(D)	(D)	BB	2	(D)
5039	Construction materials, n.e.c.	12	(D)	(D)	CC	11	(D)	(D)	BB	1	(D)
504	Professional and commercial equipment and supplies	160	2 093 040	102 028	2 948	126	1 310 546	61 270	2 118	34	782 494
5043	Photographic equipment and supplies	2	(D)	(D)	AA	1	(D)	(D)	AA	1	(D)
5044	Office equipment	24	(D)	(D)	EE	19	(D)	(D)	CC	5	(D)
5045	Computers and computer peripheral equipment and software	47	1 478 868	46 930	1 044	35	1 012 674	22 650	598	12	466 194
5046	Commercial equipment, n.e.c.	17	(D)	(D)	EE	16	(D)	(D)	EE	1	(D)
5047	Medical, dental, and hospital equipment and supplies	48	199 933	20 416	666	36	161 684	17 199	591	12	38 249
5048	Ophthalmic goods	11	30 121	6 016	247	10	(D)	(D)	CC	1	(D)
5049	Professional equipment and supplies, n.e.c.	11	(D)	(D)	CC	9	(D)	(D)	CC	2	(D)
505	Metals and minerals, except petroleum	22	(D)	(D)	CC	18	51 011	4 159	(D)	4	(D)
5051	Metals service centers and offices	22	(D)	(D)	CC	18	51 011	4 159	(D)	4	(D)
5052	Coal and other minerals and ores	—	—	—	—	—	—	—	—	—	—

Table 7. Summary Statistics for Metropolitan Areas: 1992 – Con.

[For meaning of abbreviations and symbols, see introductory text. For explanation of terms and comparability of 1987 and 1992 censuses, see appendix A. For definitions of CMSA's, MSA's, and PMSA's, see appendix D]

SIC code	Geographic area and kind of business	Estab-lish-ments (number)	Sales (\$1,000)	Annual payroll (\$1,000)	Paid employees for pay period including March 12 (number)	Merchant wholesalers			Other operating types		
						Estab-lish-ments (number)	Sales (\$1,000)	Annual payroll (\$1,000)	Paid employees for pay period including March 12 (number)	Estab-lish-ments (number)	Sales (\$1,000)
OMAHA, NE-IA MSA – Con.											
50	Durable goods – Con.										
506	Electrical goods -----	111	459 791	32 733	1 207	78	279 728	27 040	1 047	33	180 063
5063	Electrical apparatus and equipment, wiring supplies, and construction materials -----	62	266 806	14 363	564	37	120 836	10 772	454	25	145 970
5064	Electrical appliances, television and radio sets -----	12	59 763	3 669	172	9	(D)	(D)	CC	3	(D)
5065	Electronic parts and equipment, n.e.c. -----	37	133 222	14 701	471	32	(D)	(D)	EE	5	(D)
507	Hardware, and plumbing and heating equipment and supplies -----	95	269 384	26 969	1 215	80	203 795	23 279	1 121	15	65 589
5072	Hardware -----	27	100 314	10 476	598	23	(D)	(D)	FF	4	(D)
5074	Plumbing and heating equipment and supplies (hydronics) -----	24	52 103	4 865	211	19	(D)	(D)	CC	5	(D)
5075	Warm air heating and air-conditioning equipment and supplies -----	33	80 144	7 453	273	28	52 181	6 615	246	5	27 963
5078	Refrigeration equipment and supplies -----	11	36 823	4 175	133	10	(D)	(D)	CC	1	(D)
508	Machinery, equipment, and supplies -----	214	578 201	71 972	2 602	176	448 900	67 057	2 449	38	129 301
5082	Construction and mining (except petroleum) machinery and equipment -----	17	72 128	11 410	363	14	(D)	(D)	EE	3	(D)
5083	Farm and garden machinery and equipment -----	37	94 137	8 348	328	32	(D)	(D)	EE	5	(D)
5084	Industrial machinery and equipment -----	72	134 003	18 468	639	57	116 223	17 224	602	15	17 780
5085	Industrial supplies -----	54	139 917	19 009	649	45	104 414	17 307	584	9	35 503
5087	Service establishment equipment and supplies -----	23	70 240	12 199	535	22	(D)	(D)	FF	1	(D)
5088	Transportation equipment and supplies, except motor vehicles -----	11	67 776	2 538	88	6	22 370	1 815	73	5	45 406
509	Miscellaneous durable goods -----	80	(D)	(D)	FF	67	(D)	(D)	FF	13	(D)
5091	Sporting and recreational goods and supplies -----	17	19 179	2 261	112	12	12 986	1 898	101	5	6 193
5092	Toys and hobby goods and supplies -----	8	(D)	(D)	BB	7	(D)	(D)	BB	1	(D)
5093	Scrap and waste materials -----	25	168 605	7 017	355	24	(D)	(D)	EE	1	(D)
5094	Jewelry, watches, precious stones, and precious metals -----	5	2 724	592	33	5	2 724	592	33	–	–
5099	Durable goods, n.e.c. -----	25	(D)	(D)	CC	19	(D)	(D)	CC	6	(D)
51	Nondurable goods -----	491	6 207 998	245 969	9 821	389	3 415 889	200 832	8 139	102	2 792 109
511	Paper and paper products -----	57	275 959	18 836	735	42	188 184	15 555	628	15	87 775
5111	Printing and writing paper -----	10	136 923	7 791	245	9	(D)	(D)	CC	1	(D)
5112	Stationery and office supplies -----	37	71 154	8 923	402	27	(D)	(D)	EE	10	(D)
5113	Industrial and personal service paper -----	10	67 882	2 122	88	6	8 378	1 377	70	4	59 504
512	Drugs, drug proprietaries, and druggists' sundries -----	19	351 884	9 448	486	18	(D)	(D)	EE	1	(D)
5122	Drugs, drug proprietaries, and druggists' sundries -----	19	351 884	9 448	486	18	(D)	(D)	EE	1	(D)
513	Apparel, piece goods, and notions -----	25	22 941	3 039	163	22	18 275	2 944	158	3	4 666
5131	Piece goods, notions, and other dry goods -----	7	7 608	1 440	62	7	7 608	1 440	62	–	–
5136	Men's and boys' clothing and furnishings -----	9	11 432	1 159	69	7	(D)	(D)	BB	2	(D)
5137	Women's, children's, and infants' clothing and accessories -----	7	(D)	(D)	BB	6	2 683	343	(D)	1	(D)
5139	Footwear -----	2	(D)	(D)	AA	2	(D)	(D)	AA	–	–
514	Groceries and related products -----	103	2 525 343	77 473	3 274	61	904 644	46 439	2 086	42	1 620 699
5141	Groceries, general line -----	14	447 264	18 468	699	8	352 484	16 665	621	6	94 780
5142	Packaged frozen foods -----	13	216 682	5 674	186	7	101 264	3 606	125	6	115 418
5143	Dairy products, except dried or canned -----	4	(D)	(D)	BB	2	(D)	(D)	BB	2	(D)
5144	Poultry and poultry products -----	5	22 023	936	45	4	(D)	(D)	AA	1	(D)
5145	Confectionery -----	8	55 374	4 382	272	4	14 977	362	23	4	40 397
5146	Fish and seafoods -----	4	11 179	1 143	28	4	11 179	1 143	28	–	–
5147	Meats and meat products -----	19	1 213 185	24 740	1 265	16	(D)	(D)	FF	3	(D)
5148	Fresh fruits and vegetables -----	6	(D)	(D)	CC	5	(D)	(D)	CC	1	(D)
5149	Groceries and related products, n.e.c. -----	30	(D)	(D)	EE	11	(D)	(D)	CC	19	(D)
515	Farm-product raw materials -----	61	1 373 959	37 641	1 488	53	(D)	(D)	GG	8	(D)
5153	Grain and field beans -----	41	1 002 849	35 275	1 365	40	(D)	(D)	GG	1	(D)
5154	Livestock -----	17	(D)	(D)	CC	10	94 619	834	(D)	7	(D)
5159	Farm-product raw materials, n.e.c. -----	3	(D)	(D)	BB	3	(D)	(D)	BB	–	–
516	Chemicals and allied products -----	39	107 978	9 115	345	31	84 899	6 951	280	8	23 079
5162	Plastics materials and basic forms and shapes -----	7	14 648	1 343	54	7	14 648	1 343	54	–	–
5169	Chemicals and allied products, n.e.c. -----	32	93 330	7 772	291	24	70 251	5 608	226	8	23 079
517	Petroleum and petroleum products -----	41	584 409	15 717	658	38	(D)	(D)	FF	3	(D)
5171	Petroleum bulk stations and terminals -----	29	451 958	8 362	340	26	(D)	(D)	EE	3	(D)
5172	Petroleum and petroleum products wholesalers, except bulk stations and terminals -----	12	132 451	7 355	318	12	132 451	7 355	318	–	–
518	Beer, wine, and distilled alcoholic beverages -----	16	159 595	17 039	504	14	(D)	(D)	EE	2	(D)
5181	Beer and ale -----	10	76 924	7 372	266	8	(D)	(D)	CC	2	(D)
5182	Wine and distilled alcoholic beverages -----	6	82 671	9 667	238	6	82 671	9 667	238	–	–
519	Miscellaneous nondurable goods -----	130	805 930	57 661	2 168	110	(D)	(D)	GG	20	(D)
5191	Farm supplies -----	66	565 822	25 889	845	57	403 187	23 680	780	9	162 635
5192	Books, periodicals, and newspapers -----	9	17 669	1 894	119	6	15 594	1 664	109	3	2 075
5193	Flowers, nursery stock, and florists' supplies -----	9	8 764	1 097	82	9	8 764	1 097	82	–	–
5194	Tobacco and tobacco products -----	5	89 379	4 011	188	5	89 379	4 011	188	–	–
5198	Paints, varnishes, and supplies -----	11	14 029	1 706	73	6	4 808	932	40	5	9 221
5199	Nondurable goods, n.e.c. -----	30	110 267	23 064	861	27	(D)	(D)	FF	3	(D)

Table 7. Summary Statistics for Metropolitan Areas: 1992 – Con.

[For meaning of abbreviations and symbols, see introductory text. For explanation of terms and comparability of 1987 and 1992 censuses, see appendix A. For definitions of CMSA's, MSA's, and PMSA's, see appendix D]

SIC code	Geographic area and kind of business	Estab-lish-ments (number)	Sales (\$1,000)	Annual payroll (\$1,000)	Paid employees for pay period including March 12 (number)	Merchant wholesalers			Other operating types		
						Estab-lish-ments (number)	Sales (\$1,000)	Annual payroll (\$1,000)	Paid employees for pay period including March 12 (number)	Estab-lish-ments (number)	Sales (\$1,000)
SIOUX CITY, IA–NE MSA											
	Wholesale trade -----	297	12 989 620	80 423	3 096	263	(D)	(D)	HH	34	(D)
50	Durable goods -----	176	526 132	42 766	1 771	164	(D)	(D)	GG	12	(D)
501	Motor vehicles and motor vehicle parts and supplies -----	40	240 389	11 213	549	39	(D)	(D)	FF	1	(D)
502	Furniture and homefurnishings -----	6	10 526	1 227	63	5	(D)	(D)	BB	1	(D)
503	Lumber and other construction materials -----	14	(D)	(D)	CC	11	11 611	1 907	(D)	3	(D)
504	Professional and commercial equipment and supplies -----	28	44 745	7 496	328	27	(D)	(D)	EE	1	(D)
505	Metals and minerals, except petroleum -----	4	(D)	(D)	BB	4	(D)	(D)	BB	–	–
506	Electrical goods -----	17	(D)	(D)	CC	15	(D)	(D)	CC	2	(D)
507	Hardware, and plumbing and heating equipment and supplies -----	14	27 055	2 962	128	14	27 055	2 962	128	–	–
508	Machinery, equipment, and supplies -----	42	80 400	7 150	284	38	(D)	(D)	EE	4	(D)
509	Miscellaneous durable goods -----	11	(D)	(D)	BB	11	(D)	(D)	BB	–	–
51	Nondurable goods -----	121	12 463 488	37 657	1 325	99	(D)	(D)	GG	22	(D)
511	Paper and paper products -----	14	(D)	(D)	CC	13	(D)	(D)	CC	1	(D)
512	Drugs, drug proprietaries, and druggists' sundries -----	3	(D)	(D)	BB	3	(D)	(D)	BB	–	–
513	Apparel, piece goods, and notions -----	4	(D)	(D)	BB	4	(D)	(D)	BB	–	–
514	Groceries and related products -----	20	(D)	(D)	EE	11	(D)	(D)	EE	9	(D)
515	Farm-product raw materials -----	28	(D)	(D)	EE	21	(D)	(D)	EE	7	(D)
516	Chemicals and allied products -----	8	(D)	(D)	BB	7	16 032	1 314	(D)	1	(D)
517	Petroleum and petroleum products -----	11	(D)	(D)	BB	11	(D)	(D)	BB	–	–
518	Beer, wine, and distilled alcoholic beverages -----	4	(D)	(D)	BB	4	(D)	(D)	BB	–	–
519	Miscellaneous nondurable goods -----	29	(D)	(D)	CC	25	(D)	(D)	CC	4	(D)
WATERLOO–CEDAR FALLS, IA MSA											
	Wholesale trade -----	227	625 279	59 605	2 514	215	597 325	57 144	2 415	12	27 954
50	Durable goods -----	156	300 200	36 930	1 513	151	288 786	36 286	1 483	5	11 414
501	Motor vehicles and motor vehicle parts and supplies -----	29	29 172	3 945	190	29	29 172	3 945	190	–	–
502	Furniture and homefurnishings -----	1	(D)	(D)	AA	1	(D)	(D)	AA	–	–
503	Lumber and other construction materials -----	15	67 259	5 390	210	15	67 259	5 390	210	–	–
504	Professional and commercial equipment and supplies -----	19	33 513	6 073	237	19	33 513	6 073	237	–	–
505	Metals and minerals, except petroleum -----	4	12 676	1 791	55	3	(D)	(D)	BB	1	(D)
506	Electrical goods -----	14	32 015	4 137	159	13	(D)	(D)	CC	1	(D)
507	Hardware, and plumbing and heating equipment and supplies -----	13	29 913	2 551	97	12	(D)	(D)	BB	1	(D)
508	Machinery, equipment, and supplies -----	40	73 050	9 263	404	38	(D)	(D)	EE	2	(D)
509	Miscellaneous durable goods -----	21	(D)	(D)	CC	21	(D)	(D)	CC	–	–
51	Nondurable goods -----	71	325 079	22 675	1 001	64	308 539	20 858	932	7	16 540
511	Paper and paper products -----	8	23 646	3 308	148	8	23 646	3 308	148	–	–
512	Drugs, drug proprietaries, and druggists' sundries -----	–	–	–	–	–	–	–	–	–	–
513	Apparel, piece goods, and notions -----	3	(D)	(D)	BB	3	(D)	(D)	BB	–	–
514	Groceries and related products -----	11	(D)	(D)	CC	5	(D)	(D)	CC	6	(D)
515	Farm-product raw materials -----	19	(D)	(D)	CC	18	(D)	(D)	CC	1	(D)
516	Chemicals and allied products -----	3	(D)	(D)	BB	3	(D)	(D)	BB	–	–
517	Petroleum and petroleum products -----	8	36 466	987	46	8	36 466	987	46	–	–
518	Beer, wine, and distilled alcoholic beverages -----	3	22 437	2 958	132	3	22 437	2 958	132	–	–
519	Miscellaneous nondurable goods -----	16	(D)	(D)	CC	16	(D)	(D)	CC	–	–

Table 8. Summary Statistics for the Area Outside Metropolitan Areas: 1992

[For meaning of abbreviations and symbols, see introductory text. For explanation of terms and comparability of 1987 and 1992 censuses, see appendix A. For definitions of CMSA's, MSA's, and PMSA's, see appendix D]

SIC code	Kind of business	Estab-lish-ments (number)	Sales (\$1,000)	Annual payroll (\$1,000)	Paid employees for pay period including March 12 (number)	Merchant wholesalers			Other operating types		
						Estab-lish-ments (number)	Sales (\$1,000)	Annual payroll (\$1,000)	Paid employees for pay period including March 12 (number)	Estab-lish-ments (number)	Sales (\$1,000)
	Wholesale trade -----	4 027	(D)	(D)	KK	3 747	(D)	(D)	KK	280	(D)
50	Durable goods -----	1 565	2 524 463	244 645	11 873	1 487	(D)	(D)	JJ	78	(D)
501	Motor vehicles and motor vehicle parts and supplies -----	374	325 242	39 809	2 233	367	315 086	39 191	2 167	7	10 156
5012	Automobiles and other motor vehicles -----	41	(D)	(D)	EE	40	(D)	(D)	EE	1	(D)
5013	Motor vehicle supplies and new parts -----	240	131 589	19 964	1 177	237	(D)	(D)	GG	3	(D)
5014	Tires and tubes -----	40	86 842	8 709	403	37	(D)	(D)	EE	3	(D)
5015	Motor vehicle parts, used -----	53	(D)	(D)	EE	53	(D)	(D)	EE	-	-
502	Furniture and homefurnishings -----	18	50 541	5 695	180	14	(D)	(D)	CC	4	(D)
5021	Furniture -----	11	(D)	(D)	CC	7	(D)	(D)	BB	4	(D)
5023	Homefurnishings -----	7	(D)	(D)	BB	7	(D)	(D)	BB	-	-
503	Lumber and other construction materials -----	76	230 313	14 993	632	71	145 599	11 793	539	5	84 714
5031	Lumber, plywood, millwork, and wood panels -----	39	156 738	8 306	337	35	(D)	(D)	EE	4	(D)
5032	Brick, stone, and related construction materials -----	17	24 157	2 538	99	17	24 157	2 538	99	-	-
5033	Roofing, siding, and insulation materials -----	7	31 544	1 833	76	7	31 544	1 833	76	-	-
5039	Construction materials, n.e.c. -----	13	17 874	2 316	120	12	(D)	(D)	CC	1	(D)
504	Professional and commercial equipment and supplies -----	114	(D)	(D)	FF	107	(D)	(D)	FF	7	(D)
5043	Photographic equipment and supplies -----	2	(D)	(D)	AA	2	(D)	(D)	AA	-	-
5044	Office equipment -----	35	(D)	(D)	EE	34	28 844	5 770	302	1	(D)
5045	Computers and computer peripheral equipment and software -----	43	48 560	6 374	337	38	41 165	5 847	316	5	7 395
5046	Commercial equipment, n.e.c. -----	8	(D)	(D)	BB	8	(D)	(D)	BB	-	-
5047	Medical, dental, and hospital equipment and supplies -----	16	16 024	3 101	98	16	16 024	3 101	98	-	-
5048	Ophthalmic goods -----	5	(D)	(D)	BB	4	(D)	(D)	BB	1	(D)
5049	Professional equipment and supplies, n.e.c. -----	5	5 299	739	28	5	5 299	739	28	-	-
505	Metals and minerals, except petroleum -----	13	(D)	(D)	CC	12	(D)	(D)	CC	1	(D)
5051	Metals service centers and offices -----	13	(D)	(D)	CC	12	(D)	(D)	CC	1	(D)
5052	Coal and other minerals and ores -----	-	-	-	-	-	-	-	-	-	-
506	Electrical goods -----	94	(D)	(D)	FF	93	(D)	(D)	FF	1	(D)
5063	Electrical apparatus and equipment, wiring supplies, and construction materials -----	55	(D)	(D)	EE	55	(D)	(D)	EE	-	-
5064	Electrical appliances, television and radio sets -----	10	(D)	(D)	BB	10	(D)	(D)	BB	-	-
5065	Electronic parts and equipment, n.e.c. -----	29	(D)	(D)	EE	28	(D)	(D)	EE	1	(D)
507	Hardware, and plumbing and heating equipment and supplies -----	90	98 506	12 262	674	81	71 172	10 092	577	9	27 334
5072	Hardware -----	28	24 660	4 223	250	27	(D)	(D)	CC	1	(D)
5074	Plumbing and heating equipment and supplies (hydronics) -----	49	65 981	6 256	323	41	(D)	(D)	EE	8	(D)
5075	Warm air heating and air-conditioning equipment and supplies -----	9	(D)	(D)	BB	9	(D)	(D)	BB	-	-
5078	Refrigeration equipment and supplies -----	4	(D)	(D)	BB	4	(D)	(D)	BB	-	-
508	Machinery, equipment, and supplies -----	641	1 286 888	114 388	5 435	604	1 192 171	109 221	5 174	37	94 717
5082	Construction and mining (except petroleum) machinery and equipment -----	14	(D)	(D)	CC	14	(D)	(D)	CC	-	-
5083	Farm and garden machinery and equipment -----	484	1 015 101	91 675	4 393	455	941 991	87 470	4 160	29	73 110
5084	Industrial machinery and equipment -----	56	64 308	6 176	311	49	(D)	(D)	EE	7	(D)
5085	Industrial supplies -----	54	(D)	(D)	EE	54	(D)	(D)	EE	-	-
5087	Service establishment equipment and supplies -----	23	(D)	(D)	CC	22	20 557	3 911	216	1	(D)
5088	Transportation equipment and supplies, except motor vehicles -----	10	(D)	(D)	BB	10	(D)	(D)	BB	-	-
509	Miscellaneous durable goods -----	145	194 934	16 268	974	138	151 577	15 714	957	7	43 357
5091	Sporting and recreational goods and supplies -----	21	72 822	4 369	250	17	(D)	(D)	CC	4	(D)
5092	Toys and hobby goods and supplies -----	13	5 683	816	86	13	5 683	816	86	-	-
5093	Scrap and waste materials -----	72	72 062	7 957	448	71	(D)	(D)	EE	1	(D)
5094	Jewelry, watches, precious stones, and precious metals -----	9	28 635	670	40	8	(D)	(D)	BB	1	(D)
5099	Durable goods, n.e.c. -----	30	15 732	2 456	150	29	(D)	(D)	CC	1	(D)
51	Nondurable goods -----	2 462	(D)	(D)	JJ	2 260	(D)	(D)	JJ	202	(D)
511	Paper and paper products -----	60	61 112	9 026	539	55	(D)	(D)	FF	5	(D)
5111	Printing and writing paper -----	3	319	54	6	3	319	54	6	-	-
5112	Stationery and office supplies -----	48	(D)	(D)	EE	43	(D)	(D)	EE	5	(D)
5113	Industrial and personal service paper -----	9	(D)	(D)	CC	9	(D)	(D)	CC	-	-
512	Drugs, drug proprietaries, and druggists' sundries -----	17	(D)	(D)	CC	14	(D)	(D)	CC	3	(D)
5122	Drugs, drug proprietaries, and druggists' sundries -----	17	(D)	(D)	CC	14	(D)	(D)	CC	3	(D)
513	Apparel, piece goods, and notions -----	17	16 224	2 170	176	14	(D)	(D)	CC	3	(D)
5131	Piece goods, notions, and other dry goods -----	5	(D)	(D)	CC	5	(D)	(D)	CC	-	-
5136	Men's and boys' clothing and furnishings -----	5	(D)	(D)	BB	5	(D)	(D)	BB	-	-
5137	Women's, children's, and infants' clothing and accessories -----	5	2 835	51	5	2	(D)	(D)	AA	3	(D)
5139	Footwear -----	2	(D)	(D)	AA	2	(D)	(D)	AA	-	-
514	Groceries and related products -----	159	1 280 319	69 207	3 236	115	963 145	47 841	2 356	44	317 174
5141	Groceries, general line -----	16	285 770	12 024	598	15	(D)	(D)	FF	1	(D)
5142	Packaged frozen foods -----	19	294 411	19 140	739	17	(D)	(D)	FF	2	(D)
5143	Dairy products, except dried or canned -----	16	190 118	4 922	180	10	(D)	(D)	BB	6	(D)
5144	Poultry and poultry products -----	16	(D)	(D)	EE	16	(D)	(D)	EE	-	-
5145	Confectionery -----	4	(D)	(D)	BB	4	(D)	(D)	BB	-	-

Table 8. Summary Statistics for the Area Outside Metropolitan Areas: 1992 —Con.

[For meaning of abbreviations and symbols, see introductory text. For explanation of terms and comparability of 1987 and 1992 censuses, see appendix A. For definitions of CMSA's, MSA's, and PMSA's, see appendix D]

SIC code	Kind of business	Estab-lish-ments (number)	Sales (\$1,000)	Annual payroll (\$1,000)	Paid employees for pay period including March 12 (number)	Merchant wholesalers				Other operating types	
						Estab-lish-ments (number)	Sales (\$1,000)	Annual payroll (\$1,000)	Paid employees for pay period including March 12 (number)	Estab-lish-ments (number)	Sales (\$1,000)
Wholesale trade —Con.											
51	Nondurable goods —Con.										
514	Groceries and related products —Con.										
5146	Fish and seafoods	2	(D)	(D)	AA	1	(D)	(D)	AA	1	(D)
5147	Meats and meat products	33	249 030	11 342	577	25	76 074	4 688	281	8	172 956
5148	Fresh fruits and vegetables	6	(D)	(D)	AA	5	(D)	(D)	AA	1	(D)
5149	Groceries and related products, n.e.c.	47	133 464	15 868	772	22	44 702	6 082	377	25	88 762
515	Farm-product raw materials	880	6 803 921	169 633	8 481	822	6 053 173	162 820	7 384	58	750 748
5153	Grain and field beans	701	5 466 463	154 406	6 732	696	(D)	(D)	(D)	5	(D)
5154	Livestock	160	(D)	(D)	GG	108	(D)	(D)	FF	52	(D)
5159	Farm-product raw materials, n.e.c.	19	(D)	(D)	CC	18	(D)	(D)	CC	1	(D)
516	Chemicals and allied products	50	85 662	9 613	338	37	(D)	(D)	EE	13	(D)
5162	Plastics materials and basic forms and shapes ...	9	(D)	(D)	BB	6	(D)	(D)	BB	3	(D)
5169	Chemicals and allied products, n.e.c.	41	(D)	(D)	EE	31	(D)	(D)	CC	10	(D)
517	Petroleum and petroleum products	329	758 545	32 742	1 921	301	693 296	30 018	1 810	28	65 249
5171	Petroleum bulk stations and terminals	278	667 688	29 364	1 699	256	(D)	(D)	GG	22	(D)
5172	Petroleum and petroleum products wholesalers, except bulk stations and terminals	51	90 857	3 378	222	45	(D)	(D)	CC	6	(D)
518	Beer, wine, and distilled alcoholic beverages	46	(D)	(D)	FF	45	(D)	(D)	FF	1	(D)
5181	Beer and ale	38	(D)	(D)	EE	38	(D)	(D)	EE	1	(D)
5182	Wine and distilled alcoholic beverages	8	(D)	(D)	BB	7	6 869	579	39	1	(D)
519	Miscellaneous nondurable goods	904	2 654 828	173 263	8 190	857	2 282 382	153 229	6 987	47	372 446
5191	Farm supplies	798	2 257 111	138 400	6 132	760	2 033 404	133 726	5 927	38	223 707
5192	Books, periodicals, and newspapers	21	83 992	9 382	532	19	(D)	(D)	EE	2	(D)
5193	Flowers, nursery stock, and florists' supplies	9	(D)	(D)	BB	8	(D)	(D)	BB	1	(D)
5194	Tobacco and tobacco products	13	155 120	6 870	302	13	155 120	6 870	302	1	(D)
5198	Paints, varnishes, and supplies	6	(D)	(D)	AA	4	1 058	119	8	2	(D)
5199	Nondurable goods, n.e.c.	57	144 605	16 968	1 128	53	42 787	4 581	330	4	101 818

Table 9. Places With 2,500 Inhabitants or More Ranked by Volume of Sales: 1992

[For meaning of abbreviations and symbols, see introductory text. For explanation of terms and comparability of 1987 and 1992 censuses, see appendix A. For information on geographic areas followed by ▲, see appendix F]

Geographic area	Rank ¹	Sales (\$1,000)	Cumulative		Geographic area	Rank ¹	Sales (\$1,000)	Cumulative	
			Sales (\$1,000)	Percent of State total				Sales (\$1,000)	Percent of State total
Iowa	(X)	29 420 132	29 420 132	100.0	Iowa—Con.				
Des Moines	1	2 415 078	2 415 078	8.2	Oskaloosa	31	78 927	15 919 719	54.1
Cedar Rapids	2	1 814 899	4 229 977	14.4	Audubon	32	76 884	15 996 603	54.4
West Des Moines ▲	3	1 448 281	5 678 258	19.3	Belle Plaine	33	73 289	16 069 872	54.6
Sioux City	4	1 286 308	6 964 566	23.7	Atlantic	34	72 426	16 142 298	54.9
Davenport	5	1 177 311	8 141 877	27.7	Algona	35	71 916	16 214 214	55.1
Urbandale ▲	6	1 048 102	9 189 979	31.2	Creston	36	70 442	16 284 656	55.4
Council Bluffs	7	879 584	10 069 563	34.2	Pella	37	66 323	16 350 979	55.6
Mason City	8	778 452	10 848 015	36.9	Washington	38	65 499	16 416 478	55.8
Dubuque	9	673 894	11 521 909	39.2	Sheldon ▲	39	60 483	16 476 961	56.0
Bettendorf	10	661 052	12 182 961	41.4	Marion	40	57 795	16 534 756	56.2
Ankeny	11	439 956	12 622 917	42.9	Belmond	41	56 141	16 590 897	56.4
Waterloo	12	344 856	12 967 773	44.1	Iowa Falls	42	55 132	16 646 029	56.6
Clive ▲	13	344 319	13 312 092	45.2	Garner	43	54 926	16 700 955	56.8
Newton	14	272 029	13 584 121	46.2	Indianola	44	54 086	16 755 041	57.0
Webster City	15	234 546	13 818 667	47.0	Waverly	45	53 944	16 808 985	57.1
Le Mars	16	203 215	14 021 882	47.7	Dyersville ▲	46	51 399	16 860 384	57.3
Burlington	17	180 223	14 202 105	48.3	Jefferson	47	47 771	16 908 155	57.5
Cedar Falls	18	179 383	14 381 488	48.9	Eldridge	48	47 612	16 955 767	57.6
Carroll	19	165 504	14 546 992	49.4	Charles City	49	47 204	17 002 971	57.8
Ames	20	161 493	14 708 485	50.0	Fairfield	50	46 851	17 049 822	58.0
Sioux Center	21	151 692	14 860 177	50.5	Decorah	51	46 419	17 096 241	58.1
Marshalltown	22	139 208	14 999 385	51.0	Clear Lake	52	44 789	17 141 030	58.3
Spencer	23	128 405	15 127 790	51.4	Clarion	53	42 412	17 183 442	58.4
Coralville	24	119 645	15 247 435	51.8	Grinnell	54	40 214	17 223 656	58.5
Iowa City	25	111 907	15 359 342	52.2	Manchester	55	36 718	17 260 374	58.7
Muscatine	26	110 243	15 469 585	52.6	Shenandoah ▲	56	36 326	17 296 700	58.8
Eldora	27	98 719	15 568 304	52.9	West Burlington	57	35 390	17 332 090	58.9
Perry	28	96 232	15 664 536	53.2	Red Oak	58	33 371	17 365 461	59.0
Clinton	29	89 091	15 753 627	53.5	Monticello	59	32 894	17 398 355	59.1
Altoona	30	87 165	15 840 792	53.8	Cresco	60	32 627	17 430 982	59.2

See footnotes at end of table.

WHOLESALE TRADE—GEOGRAPHIC AREA SERIES

Table 9. Places With 2,500 Inhabitants or More Ranked by Volume of Sales: 1992 —Con.

[For meaning of abbreviations and symbols, see introductory text. For explanation of terms and comparability of 1987 and 1992 censuses, see appendix A. For information on geographic areas followed by ▲, see appendix F]

Geographic area	Rank ¹	Sales (\$1,000)	Cumulative		Geographic area	Rank ¹	Sales (\$1,000)	Cumulative	
			Sales (\$1,000)	Percent of State total				Sales (\$1,000)	Percent of State total
Iowa—Con.					Iowa—Con.				
Fort Madison	61	31 878	17 462 860	59.4	Pleasant Hill	91	3 200	18 060 503	61.4
Johnston	62	31 658	17 494 518	59.5	Mount Vernon	92	1 039	18 061 542	61.4
De Witt	63	31 372	17 525 890	59.6	Boone	(X)	(D)	(X)	(X)
Windsor Heights	64	30 340	17 556 230	59.7	Camanche	(X)	(D)	(X)	(X)
West Liberty	65	29 259	17 585 489	59.8	Carter Lake	(X)	(D)	(X)	(X)
Vinton	66	28 923	17 614 412	59.9	Centerville	(X)	(D)	(X)	(X)
Mount Pleasant	67	28 486	17 642 898	60.0	Chariton	(X)	(D)	(X)	(X)
Maquoketa	68	27 708	17 670 606	60.1	Cherokee	(X)	(D)	(X)	(X)
Rock Valley	69	27 504	17 698 110	60.2	Denison	(X)	(D)	(X)	(X)
Osage	70	26 983	17 725 093	60.2	Emmetsburg	(X)	(D)	(X)	(X)
Carlisle ▲	71	24 983	17 750 076	60.3	Estherville	(X)	(D)	(X)	(X)
Tipton	72	24 766	17 774 842	60.4	Evansdale	(X)	(D)	(X)	(X)
Onawa	73	23 818	17 798 660	60.5	Fort Dodge	(X)	(D)	(X)	(X)
Hampton	74	21 936	17 820 596	60.5	Glenwood	(X)	(D)	(X)	(X)
Clarinda	75	21 036	17 841 632	60.6	Grimes ▲	(X)	(D)	(X)	(X)
Norwalk	76	20 481	17 862 113	60.7	Harlan	(X)	(D)	(X)	(X)
Missouri Valley	77	20 145	17 882 258	60.8	Hiawatha	(X)	(D)	(X)	(X)
Nevada	78	19 623	17 901 881	60.8	Humboldt	(X)	(D)	(X)	(X)
Rock Rapids	79	19 000	17 920 881	60.9	Independence	(X)	(D)	(X)	(X)
Anamosa	80	17 008	17 937 889	61.0	Keokuk	(X)	(D)	(X)	(X)
Bloomfield	81	16 966	17 954 855	61.0	Le Claire	(X)	(D)	(X)	(X)
Sac City	82	16 925	17 971 780	61.1	New Hampton	(X)	(D)	(X)	(X)
Wilton ▲	83	16 373	17 988 153	61.1	North Liberty	(X)	(D)	(X)	(X)
Knoxville	84	15 342	18 003 495	61.2	Oelwein	(X)	(D)	(X)	(X)
Forest City ▲	85	15 151	18 018 646	61.2	Osceola	(X)	(D)	(X)	(X)
Orange City	86	15 122	18 033 768	61.3	Ottumwa	(X)	(D)	(X)	(X)
Waukee	87	7 164	18 040 932	61.3	Sergeant Bluff	(X)	(D)	(X)	(X)
Albia	88	6 578	18 047 510	61.3	Sibley	(X)	(D)	(X)	(X)
Adel	89	5 557	18 053 067	61.4	Spirit Lake	(X)	(D)	(X)	(X)
Eagle Grove	90	4 236	18 057 303	61.4	Storm Lake	(X)	(D)	(X)	(X)
					Story City	(X)	(D)	(X)	(X)
					Tama	(X)	(D)	(X)	(X)
					Waukon	(X)	(D)	(X)	(X)
					Winterset	(X)	(D)	(X)	(X)

¹Places with suppressed sales (if applicable) are listed at end of table rather than by rank to avoid disclosing data for individual companies.

Table 10. Counties Ranked by Volume of Sales: 1992

[For meaning of abbreviations and symbols, see introductory text. For explanation of terms and comparability of 1987 and 1992 censuses, see appendix A. For information on geographic areas followed by ▲, see appendix F]

Geographic area	Rank ¹	Sales (\$1,000)	Cumulative		Geographic area	Rank ¹	Sales (\$1,000)	Cumulative	
			Sales (\$1,000)	Percent of State total				Sales (\$1,000)	Percent of State total
Iowa					Iowa—Con.				
Polk	1	6 295 321	6 295 321	21.4	Buchanan	31	184 381	20 984 757	71.3
Scott	2	2 091 944	8 387 265	28.5	Clinton	32	181 947	21 166 704	71.9
Linn	3	2 049 658	10 436 923	35.5	Wright	33	181 723	21 348 427	72.6
Pottawattamie	4	1 007 162	11 444 085	38.9	Muscatine	34	180 583	21 529 010	73.2
Cerro Gordo	5	920 457	12 364 542	42.0	Hancock	35	171 011	21 700 021	73.8
Dubuque	6	829 430	13 193 972	44.8	Bremer	36	161 320	21 861 341	74.3
Black Hawk	7	625 279	13 819 251	47.0	Butler	37	158 866	22 020 207	74.8
Webster	8	509 569	14 328 820	48.7	Washington	38	151 421	22 171 628	75.4
Hamilton	9	496 420	14 825 240	50.4	Cass	39	150 561	22 322 189	75.9
Carroll	10	419 895	15 245 135	51.8	Crawford	40	148 651	22 470 840	76.4
Jasper	11	419 572	15 664 707	53.2	Mitchell	41	148 377	22 619 217	76.9
Sioux	12	399 616	16 064 323	54.6	Lee	42	146 691	22 765 908	77.4
Fayette	13	377 879	16 442 202	55.9	Sac	43	145 218	22 911 126	77.9
Plymouth	14	363 380	16 805 582	57.1	Chickasaw	44	144 776	23 055 902	78.4
Johnson	15	343 369	17 148 951	58.3	Wapello	45	144 076	23 199 978	78.9
O'Brien	16	331 418	17 480 369	59.4	Marion	46	141 602	23 341 580	79.3
Hardin	17	330 369	17 810 738	60.5	Allamakee	47	139 714	23 481 294	79.8
Pocahontas	18	320 285	18 131 023	61.6	Cedar	48	136 820	23 618 114	80.3
Des Moines	19	286 403	18 417 426	62.6	Palo Alto	49	134 693	23 752 807	80.7
Story	20	284 661	18 702 087	63.6	Dickinson	50	123 888	23 887 276	81.2
Clayton	21	261 652	18 963 739	64.5	Ida	51	133 570	24 020 846	81.6
Kossuth	22	248 161	19 211 900	65.3	Winneshiak	52	125 609	24 146 455	82.1
Clay	23	226 407	19 438 307	66.1	Poweshiek	53	124 929	24 271 384	82.5
Dallas	24	212 584	19 650 891	66.8	Delaware	54	124 701	24 396 085	82.9
Marshall	25	210 594	19 861 485	67.5	Humboldt	55	123 888	24 519 973	83.3
Tama	26	192 103	20 053 588	68.2	Grundy	56	123 543	24 643 516	83.8
Calhoun	27	190 592	20 244 180	68.8	Floyd	57	119 077	24 762 593	84.2
Buena Vista	28	186 402	20 430 582	69.4	Lyon	58	118 939	24 881 532	84.6
Benton	29	185 085	20 615 667	70.1	Keokuk	59	118 169	24 999 701	85.0
Mahaska	30	184 709	20 800 376	70.7	Greene	60	114 098	25 113 799	85.4

See footnotes at end of table.

Table 10. Counties Ranked by Volume of Sales: 1992 –Con.

[For meaning of abbreviations and symbols, see introductory text. For explanation of terms and comparability of 1987 and 1992 censuses, see appendix A. For information on geographic areas followed by ▲, see appendix F]

Geographic area	Rank ¹	Sales (\$1,000)	Cumulative		Geographic area	Rank ¹	Sales (\$1,000)	Cumulative	
			Sales (\$1,000)	Percent of State total				Sales (\$1,000)	Percent of State total
Iowa—Con.					Iowa—Con.				
Howard	61	112 101	25 225 900	85.7	Worth	81	79 850	27 143 874	92.3
Decatur	62	108 969	25 334 869	86.1	Jackson	82	74 756	27 218 630	92.5
Henry	63	108 927	25 443 796	86.5	Osceola	83	74 109	27 292 739	92.8
Warren	64	108 241	25 552 037	86.9	Jefferson	84	72 880	27 365 619	93.0
Shelby	65	106 280	25 658 317	87.2	Monona	85	71 990	27 437 609	93.3
Franklin	66	104 815	25 763 132	87.6	Page	86	70 661	27 508 270	93.5
Boone	67	103 840	25 866 972	87.9	Wayne	87	67 981	27 576 251	93.7
Winnebago	68	103 755	25 970 727	88.3	Adair	88	62 196	27 638 447	93.9
Fremont	69	103 630	26 074 357	88.6	Lucas	89	56 607	27 695 054	94.1
Audubon	70	103 144	26 177 501	89.0	Madison	90	54 163	27 749 217	94.3
Harrison	71	99 860	26 277 361	89.3	Mills	91	47 376	27 796 593	94.5
Jones	72	96 696	26 374 057	89.6	Appanoose	92	44 861	27 841 454	94.6
Cherokee	73	96 004	26 470 061	90.0	Taylor	93	44 542	27 885 996	94.8
Montgomery	74	92 457	26 562 518	90.3	Van Buren	94	37 356	27 923 352	94.9
Union	75	89 230	26 651 748	90.6	Ringgold	95	24 754	27 948 106	95.0
Emmet	76	84 889	26 736 637	90.9	Adams	96	23 192	27 971 298	95.1
Guthrie	77	83 767	26 820 404	91.2	Clarke	97	15 556	27 986 854	95.1
Davis	78	81 754	26 902 158	91.4	Monroe	(X)	(D)	(X)	(X)
Louisa	79	81 478	26 983 636	91.7	Woodbury	(X)	(D)	(X)	(X)
Iowa	80	80 388	27 064 024	92.0					

¹Counties with suppressed sales (if applicable) are listed at end of table rather than by rank to avoid disclosing data for individual companies.

Appendix A.

General Explanation

CENSUS COVERAGE AND METHODOLOGY

Structure and method of enumeration. All wholesale firms that had at least one quarter of payroll in 1992 were included in the census of wholesale trade and were mailed either a regular census form or a short form designed to collect basic data and classification information only. The coverage and the method of obtaining census information from each follow:

1. Large companies, i.e., all multiunit firms and all single unit firms above the payroll size cutoff established to separate large from small employers, and a 10-percent sample of the small employers were mailed the appropriate 1992 Census of Distributive Trades establishment report forms. Although the payroll cutoff varied by kind of business, small employers generally included firms with one to three employees and represented about 10 percent of total wholesale sales. For the large companies, a report of company organization is conducted periodically to identify firms which operated establishments at more than one location and to obtain information on payroll and mid-March employment at each location. The 1991 Report of Company Organization was used as a coverage check in the census. In the 1992 Census, all multiestablishment firms were asked to notify the Census Bureau of any establishments for which a form was not received. Report forms were subsequently provided to the firms for these establishments.
2. Small companies other than those included in the 10-percent sample described above were mailed the short forms, which did not include questions on sales by commodity lines and employment by principal activity.

Method of classifying kinds of business. Establishments receiving the regular census forms were classified on the basis of their answers to questions on sales by commodity lines and other inquiries. Those that received short forms were classified on the basis of their self-designation and answers to other inquiries.

COMPARABILITY OF THE 1987 AND 1992 CENSUSES

The 1987 and 1992 censuses were conducted under similar conditions and procedures except for the following:

Classifications. In both 1992 and 1987, classifications are based on the *1987 Standard Industrial Classification (SIC) Manual*.¹ As a result of a later clarification in 1992, the sale of industrial controls has been classified in electrical apparatus and equipment, wiring supplies, and construction materials (SIC 5063) as it was in 1982 and all previous censuses. In 1987, the sale of industrial controls was classified in industrial machinery and equipment (SIC 5084).

Geographic areas. The boundaries of a number of areas for which data are shown in the 1992 census are not the same as in the 1987 census because of annexations; other boundary changes; and redefinitions of metropolitan statistical areas (MSA's), primary metropolitan statistical areas (PMSA's), and consolidated metropolitan statistical areas (CMSA's).² In addition, data for consolidated cities are included in the 1992 census.

Data for special economic urban areas (SEUA's) with 10,000 inhabitants or more in Michigan, Minnesota, New York, and Wisconsin qualified for publication in the 1992 census. This included townships in Michigan and Minnesota and towns in New York and Wisconsin. However, Minnesota did not have any townships that met the publication criteria.

EXPLANATION OF TERMS

Establishments. An establishment is a single physical location at which business is conducted. It is not necessarily identical with a company or enterprise, which may consist of one establishment or more. Census of wholesale trade figures represent a summary of reports for individual establishments rather than companies. For cases where a census report was received, separate information was obtained for each location where business was conducted. When administrative records of other Federal agencies were used instead of a census report, no information was available on the number of locations operated. Estimates of this number were derived from a sample and are provided in the wholesale trade report, *Miscellaneous*

¹*Standard Industrial Classification Manual: 1987.* For sale by Superintendent of Documents, U.S. Government Printing Office, Washington, DC 20402. Stock No. 041-001-00314-2.

²Newly defined metropolitan areas (MA's) were announced by the Office of Management and Budget (OMB) effective June 30, 1993.

Subjects (WC92-S-4). Each wholesale establishment was tabulated according to the physical location at which the business was conducted. The count of establishments represents the number in business at any time during 1992. Appendix G provides a comparison of the number of establishments active any time during the year versus the number in business at the end of the year.

When two activities or more were carried on at a single location under a single ownership, all activities generally were grouped together as a single establishment. The entire establishment was classified on the basis of its major activity and all data for it were included in that classification. However, when distinct and separate economic activities (for which different industry classification codes were appropriate) were conducted at a single location under a single ownership, and when conditions prescribed by the SIC manual for recognizing the existence of more than one establishment were met, separate establishment reports for each of the different activities were obtained in the census.

Firms. A firm is a business organization or entity consisting of one domestic establishment (location) or more under common ownership or control. All establishments of subsidiary firms are included as part of the owning or controlling firm. For the economic census, the terms "firm" and "company" are synonymous.

Sales. Sales include merchandise sold for cash or credit at wholesale and retail by establishments primarily engaged in wholesale trade; receipts from rental or leasing of vehicles, equipment, instruments, tools, etc.; receipts for delivery, installation, maintenance, repair, alteration, storage, and other services; and gasoline, liquor, tobacco, and other excise taxes which are paid by the manufacturer and passed on to the wholesaler.

Sales are net after deductions for refunds and allowances for merchandise returned by customers. Trade-in allowances are not deducted from total sales. Total sales do not include carrying or other credit charges; sales (or other) taxes collected from customers and forwarded to taxing authorities; and nonoperating income from such sources as investments, rental or sale of real estate, etc.

Sales in this report do not include wholesale sales made by manufacturers, retailers, service establishments, or other businesses whose primary activity is other than wholesale trade. They do include receipts other than from the sale of merchandise at wholesale, e.g., service receipts, retail sales, etc., by establishments primarily engaged in wholesale trade.

Sales figures include sales of all establishments in business at any time during the year. Sales shown for agents and brokers represented the value of the goods involved in the transactions rather than the commissions received or earnings.

Annual payroll. Payroll includes all forms of compensation such as salaries, wages, commissions, bonuses, vacation allowances, sick-leave pay, employee contributions to

qualified pension plans, and the value of payments in kind (e.g., free meals and lodgings) paid during the year to all employees. For corporations, payroll includes amounts paid to officers and executives; for unincorporated businesses, it does not include profit or other compensation of proprietors or partners. Payroll is reported before deductions for social security, income tax, insurance, union dues, etc. This definition of payroll is the same as that used on Internal Revenue Service (IRS) form 941.

First quarter payroll. This item consists of payroll, as defined above, paid to persons employed at any time during the quarter January to March 1992.

Paid employees for pay period including March 12. Paid employees consist of the full- and part-time employees, including salaried officers and executives of corporations, who were on the payroll during the pay period including March 12. Included are employees on paid sick leave, paid holidays, and paid vacations; not included are proprietors and partners of unincorporated businesses. The definition of paid employees is the same as that used on IRS form 941.

1992 and 1991 inventories. Inventories consist of stocks of merchandise for sale at the end of 1992 and 1991. They were reported on an ownership basis; all merchandise owned by reporting establishments is included, even though some may be held by others for sale on consignment. Goods held by the reporting establishment, but owned by others, are not included. Data for 1992 and 1991 inventories LIFO composition are published in the 1992 Census of Wholesale Trade report, *Miscellaneous Subjects (WC92-S-4)*.

Operating expenses. Operating expenses include payroll as well as overhead expenses of the establishment. They do not include the cost of goods sold; income or excise taxes; or withdrawals by proprietors or partners of unincorporated businesses.

Auxiliary establishments. Each company included in this census was asked to identify and separately report auxiliary locations whose primary functions were to manage, administer, service, or support the activities of the other establishments of the company. Data presented in this report do not include auxiliary establishments. Data for auxiliaries are presented in a subsequent report issued as part of the 1992 Enterprise Statistics reports.

KIND-OF-BUSINESS CLASSIFICATIONS

Wholesale trade, major groups 50 and 51 in the 1987 SIC manual, includes establishments primarily engaged in selling merchandise to retailers; to industrial, commercial, institutional, farm, or professional business users; or to other wholesalers; or acting as agents or brokers in buying merchandise for or selling merchandise to such persons or companies.

The principal types of establishments included are:

1. Merchant wholesalers who take title to the goods they sell, such as wholesale merchants or jobbers, industrial distributors, voluntary group wholesalers, drop shippers, retailer cooperative warehouses, terminal elevators, and cooperative buying associations.
2. Manufacturers' sales branches and offices (but not retail stores) maintained by manufacturing or mining enterprises apart from their plants or mines for the purpose of marketing their products. Sales branches and offices located at plants are included when separate records are available.
3. Agents, brokers, and commission merchants who buy or sell products owned by others on a commission or agency basis.

Establishments primarily engaged in the wholesale distribution of used products are classified on the basis of the product sold. Establishments primarily engaged in selling merchandise to contractors are included in wholesale trade, with the exception of lumber yards and paint, glass, and wallpaper stores. These exceptions are classified in retail trade if they consider themselves retail, sell to the general public, and their sales to contractors and the general public is more than half their total sales.

Establishments covered by the census were assigned kind-of-business classifications according to the industry classifications defined in the 1987 SIC manual. When a more detailed classification than defined in the SIC manual was needed, additional kinds-of-business were identified within an SIC industry.

Kind-of-business classifications are not interchangeable with commodity classifications, because most businesses sell several kinds of commodities. The kind-of-business code assigned generally reflects either the individual commodity or the commodity group which is the primary source of the establishment's receipts, or some mixture of commodities which characterizes the establishment's business. Thus, the classification of establishments by kind of business does not make it possible to determine either the number of establishments handling a particular commodity or the sales of that commodity. For example, the groceries and related products classification excludes establishments selling food if the sale of food is not the primary source of receipts; moreover, even though establishments are classified as groceries and related products, some of their receipts may be derived from the sale of nonfood products. Information on the extent to which commodities are handled by different kinds of business is available in the 1992 Census of Wholesale Trade report, *Commodity Line Sales* (WC92-S-3). Descriptions of the 1992 Census of Wholesale Trade kind-of-business classifications follow:

Durable Goods (SIC Major Group 50)

This major group includes establishments primarily engaged in the wholesale distribution of durable goods.

Motor vehicles and motor vehicle parts and supplies (SIC 501)

Automobiles and other motor vehicles (SIC 5012). Establishments primarily engaged in the wholesale distribution of new and used passenger automobiles, trucks, trailers, and other motor vehicles, including motorcycles, motor homes, and snowmobiles. Automobile distributors primarily engaged in selling at retail to individual customers for personal use, and also selling a limited amount of new and used passenger automobiles and trucks at wholesale, are classified in Retail Trade, Industry 5511.

SIC 5012 is subdivided in some tables into—

1. Automobile, light trucks, motorcycles, busses and recreational vehicles.
 - a. Automobiles and motorcycles.
 - b. Buses and recreational vehicles.
 - c. Light trucks and vans (14,000 lb or less).
2. Medium and heavy trucks and tractors (over 14,000 lb).
 - a. Medium trucks (14,001 to 26,000 lb).
 - b. Heavy trucks and tractors (over 26,000 lb).

Motor vehicle supplies and new parts (SIC 5013). Establishments primarily engaged in the wholesale distribution of motor vehicle supplies, accessories, tools, and equipment; and new motor vehicle parts.

SIC 5013 is subdivided in some tables into—

1. Motor vehicle supplies and new parts—warehouse distributors.
2. Motor vehicle supplies and new parts—jobbers.
3. Petroleum products marketing equipment.

Tires and tubes (SIC 5014). Establishments primarily engaged in the wholesale distribution of tires and tubes for passenger and commercial vehicles.

Motor vehicle parts, used (SIC 5015). Establishments primarily engaged in the wholesale distribution at wholesale or retail of used motor vehicle parts. This industry includes establishments primarily engaged in dismantling motor vehicles for the purpose of selling parts. Establishments primarily engaged in dismantling motor vehicles for scrap are classified in Industry 5093.

Furniture and homefurnishings (SIC 502)

Furniture (SIC 5021). Establishments primarily engaged in the wholesale distribution of furniture, including bedsprings, mattresses, and other household furniture; office furniture;

and furniture for public parks and buildings. Establishments primarily engaged in the wholesale distribution of partitions, shelving, lockers, and store fixtures are classified in Industry 5046.

SIC 5021 is subdivided in some tables into—

1. Household and lawn furniture.
2. Office and business furniture.

Homefurnishings (SIC 5023). Establishments primarily engaged in the wholesale distribution of homefurnishings and housewares, including antiques; china; glassware and earthenware; lamps (including electric), curtains and draperies; linens and towels; and carpets, linoleum, and all other types of hard and soft surface floor coverings. Establishments primarily engaged in the wholesale distribution of other electrical household goods are classified in Industry 5064, and those distributing precious metal flatware are classified in Industry 5094.

SIC 5023 is subdivided in some tables into—

1. Household china, glassware, and crockery.
2. Linens, domestics, draperies, and curtains.
3. Floor coverings.
4. Other homefurnishings.

Lumber and other construction materials (SIC 503)

Lumber, plywood, millwork and wood panels (SIC 5031). Establishments, with or without yards, primarily engaged in the wholesale distribution of rough, dressed, and finished lumber (but not timber); plywood; reconstituted wood fiber products; doors and windows and their frames (all materials); wood fencing; and other wood or metal millwork.

SIC 5031 is subdivided in some tables into—

1. Lumber—without yard.
2. Lumber—with yard.
3. Plywood, millwork, and wood panels

Brick, stone, and related construction materials (SIC 5032). Establishments primarily engaged in the wholesale distribution of stone, cement, lime construction sand, and gravel; brick (except refractory); asphalt and concrete mixtures; and concrete, stone, and structural clay products (other than refractories). Distributors of industrial sand and of refractory materials are classified in Industry 5085. Establishments primarily engaged in producing ready-mixed concrete are classified in Manufacturing, Industry 3273.

SIC 5032 is subdivided in some tables into—

1. Brick, block, tile, clay/cement sewer pipe.
2. Sand, gravel, and stone.
3. Cement, lime, and related products.

Roofing, siding, and insulation materials (SIC 5033). Establishments primarily engaged in the wholesale distribution of roofing, siding (except wood), and insulation materials.

Construction materials, n.e.c. (SIC 5039). Establishments primarily engaged in the wholesale distribution of mobile homes and of construction materials, not elsewhere classified, including prefabricated buildings and glass. Establishments selling construction materials to the general public and known as retail in the trade are classified in Retail Trade, Industry 5211. Establishments primarily engaged in marketing heavy structural metal products are classified in Industry 5051.

SIC 5039 is subdivided in some tables into—

1. Flat glass and other construction glass.
2. Other construction materials.

Professional and commercial equipment and supplies (SIC 504)

Photographic equipment and supplies (SIC 5043). Establishments primarily engaged in the wholesale distribution of photographic equipment and supplies. Establishments primarily engaged in the wholesale distribution of photocopy, microfilm, and similar equipment are classified in Industry 5044.

Office equipment (SIC 5044). Establishments primarily engaged in the wholesale distribution of office machines and related equipment, including photocopy and microfilm equipment, and safes and vaults. These establishments frequently also sell office supplies. However, establishments primarily engaged in wholesaling most office supplies are classified in Industry Group 511. Establishments primarily engaged in wholesaling office furniture are classified in Industry 5021; and those wholesaling computers and peripheral equipment are classified in Industry 5045.

Computers and computer peripheral equipment and software (SIC 5045). Establishments primarily engaged in the wholesale distribution of computers, computer peripheral equipment, and computer software. These establishments frequently may sell related supplies, but establishments primarily engaged in wholesaling supplies are classified according to the individual product (for example, computer paper in Industry 5112). Establishments primarily engaged in the wholesale distribution of modems and other electronic communications equipment are classified in Industry 5065. Establishments primarily engaged in selling computers and computer peripheral equipment and software for other than business or professional use are classified in Retail Trade, Industry 5734.

SIC 5045 is subdivided in some tables into—

1. Computers and peripheral equipment (selling primarily to business customers).

- a. Computers and peripheral equipment sold for resale.
 - b. Computers and peripheral equipment sold for end use.
2. Computer software (prepackaged, off-the-shelf).

Commercial equipment, n.e.c. (SIC 5046). Establishments primarily engaged in the wholesale distribution of commercial and related machines and equipment, not elsewhere classified, such as commercial cooking and food service equipment; partitions, shelving, lockers, and store fixtures; electrical signs; and balances and scales, except laboratory.

SIC 5046 is subdivided in some tables into—

1. Restaurant and hotel equipment and supplies.
2. Store machines and equipment.

Medical, dental, and hospital equipment and supplies (SIC 5047). Establishments primarily engaged in the wholesale distribution of surgical and other medical instruments, apparatus, and equipment; dentist equipment; artificial limbs; operating room and hospital equipment; X-ray machines; and other electromedical equipment and apparatus used by physicians and in hospitals. Also included in this industry are establishments primarily engaged in the wholesale distribution of professional supplies used by medical and dental practitioners.

SIC 5047 is subdivided in some tables into—

1. Medical and hospital equipment.
2. Dental equipment and supplies.

Ophthalmic Goods (SIC 5048). Establishments primarily engaged in the wholesale distribution of professional equipment and goods used, prescribed, or sold by ophthalmologists, optometrists, and opticians, including ophthalmic frames, lenses, and sunglass lenses.

Professional equipment and supplies, n.e.c. (SIC 5049). Establishments primarily engaged in the wholesale distribution of professional equipment and supplies, not elsewhere classified, such as drafting instruments, laboratory equipment, and scientific instruments.

SIC 5049 is subdivided in some tables into—

1. Religious and school supplies.
2. Other professional equipment and supplies, n.e.c. Establishments primarily engaged in selling specialty lines of professional equipment and supplies not mentioned above, such as veterinarian equipment and supplies, drafting supplies, and scientific equipment.

Metals and minerals, except petroleum (SIC 505)

Metals service centers and offices (SIC 5051). Establishments primarily engaged in marketing semifinished metal products, except precious metals. Establishments in

this industry may operate with warehouses (metals service centers) or without warehouses (metals sales offices). Establishments primarily engaged in marketing precious metals are classified in Industry 5092.

SIC 5051 is subdivided in some tables into—

1. Ferrous metals service centers and offices.
 - a. Ferrous metals service centers.
 - b. Ferrous metals sales offices.
2. Nonferrous metals service centers and offices.
 - a. Nonferrous metals service centers.
 - b. Nonferrous metals sales offices.

Coal and other minerals and ores (SIC 5052). Establishments primarily engaged in the wholesale distribution of coal and coke; copper, iron, lead, and other metallic ores, including precious metal ores; and crude nonmetallic minerals (including concentrates), except crude petroleum. Establishments primarily engaged in the wholesale distribution of nonmetallic minerals used in construction, such as sand and gravel, are classified in Industry 5032. Establishments primarily engaged in the wholesale distribution of crude petroleum are classified in Industry Group 517.

SIC 5052 is subdivided in some tables into—

1. Coal.
2. Other minerals and ores.

Electrical goods (SIC 506)

This industry group includes establishments primarily engaged in the wholesale distribution of electrical generating, distributing, and wiring equipment. It also includes household appliances, whether electrically, manually, or mechanically powered. This industry group does not include electrical commercial and industrial machines, in which electricity does the work directly, e.g., heating, turning a shaft, or ionizing a substance, or electrically powered commercial and industrial machines which are classified in Industry Group 504 or 508.

Electrical apparatus and equipment, wiring supplies, and construction materials (SIC 5063). Establishments primarily engaged in the wholesale distribution of electrical power equipment for the generation, transmission, distribution, or control of electric energy; electrical construction materials for outside power transmission lines and for electrical systems and electric light fixtures and bulbs. Construction contractors primarily engaged in installing electrical systems and equipment from their own stock are classified in Construction, Industry 1731.

Electrical appliances, television and radio sets (SIC 5064). Establishments primarily engaged in the wholesale distribution of radio and television receiving sets, other household electronic sound or video equipment, self-contained air-conditioning room units, and household

electrical appliances. Also included are establishments primarily engaged in the wholesale distribution of household gas and electric laundry equipment and refrigerators and freezers.

Electronic parts and equipment, n.e.c. (SIC 5065).

Establishments primarily engaged in the wholesale distribution of electronic parts and electronic communications equipment, not elsewhere classified, such as telephone and telegraph equipment; radio and television broadcasting and communications equipment; and intercommunications equipment. Establishments primarily engaged in the wholesale distribution of radio and television receiving sets, phonographs, CD-players, and other household sound or video equipment are classified in Industry 5064.

SIC 5065 is subdivided in some tables into—

1. Communications equipment.
2. Other electronic parts and equipment.

Hardware, and plumbing and heating equipment and supplies (SIC 507)

Hardware (SIC 5072). Establishments primarily engaged in the wholesale distribution of cutlery and general hardware, including hand saws; saw blades; brads, staples, and tacks; and bolts, nuts, rivets, and screws. Establishments primarily engaged in the wholesale distribution of nails, noninsulated wire, and screening are classified in Industry 5051.

Plumbing and heating equipment and supplies (hydronics) (SIC 5074). Establishments primarily engaged in the wholesale distribution of hydronic plumbing and heating equipment and supplies. Construction contractors primarily engaged in installing plumbing and heating equipment from their own stock are classified in Construction, Industry 1711.

Warm air heating and air-conditioning equipment and supplies (SIC 5075). Establishments primarily engaged in the wholesale distribution of warm air heating and air-conditioning equipment and supplies. Construction contractors primarily engaged in installing warm air heating and air-conditioning equipment are classified in Construction, Industry 1711.

Refrigeration equipment and supplies (SIC 5078). Establishments primarily engaged in the wholesale distribution of refrigeration equipment and supplies. Construction contractors primarily engaged in installation of refrigeration equipment from their own stock are classified in Construction, Industry 1711.

Machinery, equipment, and supplies (SIC 508)

Construction and mining (except petroleum) machinery and equipment (SIC 5082). Establishments primarily engaged in the wholesale distribution of construction or mining cranes, excavating machinery and equipment, power

shovels, road construction and maintenance machinery, tractor-mounting equipment, and other specialized machinery and equipment used in the construction, mining, and logging industries. Establishments engaged in marketing oil well machinery and equipment are classified in Industry 5084.

Farm and garden machinery and equipment (SIC 5083).

Establishments primarily engaged in the wholesale distribution of agricultural machinery and equipment for use in preparation and maintenance of the soil, the planting and harvesting of crops, and other operations and processes pertaining to work on the farm, lawn, or garden; and dairy and other livestock equipment.

SIC 5083 is subdivided in some tables into—

1. Farm machinery and equipment—farm dealers.
2. Farm machinery and equipment—wholesale distributors.
3. Lawn and garden machinery and equipment.

Industrial machinery and equipment (SIC 5084). Establishments primarily engaged in the wholesale distribution of industrial machinery and equipment, not elsewhere classified.

SIC 5084 is subdivided in some tables into—

1. Food-processing machinery and equipment.
2. General-purpose industrial machinery, equipment, and parts.
3. Metalworking machinery and equipment.
4. Materials handling equipment.
5. Oil well, oil refinery, and pipeline machinery, equipment, and supplies.
6. Other industrial machinery and equipment. Establishments primarily engaged in selling special purpose industrial machinery not elsewhere classified, including printing machinery, paper and paper products machinery, smelting and metal refining machinery and equipment, cigar and cigarette machinery, and similar special industry machinery.

Industrial supplies (SIC 5085). Establishments primarily engaged in the wholesale distribution of industrial supplies, not elsewhere classified.

SIC 5085 is subdivided in some tables into—

1. General-line industrial supplies.
2. Mechanical power transmission equipment.
3. Hydraulic and pneumatic (fluid-power) parts, accessories, and supplies.
4. Welding supplies.
5. Industrial containers and supplies.
6. Industrial valves and fittings, except fluid-power.

7. Other industrial supplies—Establishments primarily engaged in selling a specialty line of industrial materials and supplies not elsewhere classified, such as abrasives, mechanical rubber goods, ropes, cordage, and industrial diamonds.

Service establishment equipment and supplies (SIC 5087). Establishments primarily engaged in the wholesale distribution of equipment and supplies for barber shops, beauty parlors, power laundries, dry-cleaning plants, upholsterers, undertakers, and related personal service establishments.

SIC 5087 is subdivided in some tables into—

1. Beauty and barber equipment and supplies.
2. Custodial (janitors') equipment and supplies.
3. Laundry and dry-cleaning equipment and supplies.
4. Other service establishment equipment and supplies—Establishments primarily engaged in selling a specialty line of service establishment supplies, such as upholsterers' equipment and supplies, seamstresses' supplies, tailors' supplies, undertakers' supplies, municipality equipment and supplies, and shoe repair supplies.

Transportation equipment and supplies, except motor vehicles (SIC 5088). Establishments primarily engaged in the wholesale distribution of transportation equipment and supplies. Establishments primarily engaged in the wholesale distribution of motor vehicles and motor vehicle parts are classified in Industry Group 501, and those distributing pleasure boats are classified in Industry 5091.

SIC 5088 is subdivided in some tables into—

1. Aircraft and aeronautical equipment and supplies.
2. Marine machinery, equipment, and supplies.
3. Other transportation equipment and supplies—Establishments primarily engaged in selling equipment and supplies used in the operation, maintenance, and repair of railroads, streetcars, buses, tramways, aerial hoists, and horsedrawn vehicles.

Miscellaneous durable goods (SIC 509)

Sporting and recreational goods and supplies (SIC 5091). Establishments primarily engaged in the wholesale distribution of sporting goods and accessories; billiard and pool supplies; sporting firearms and ammunition; and marine pleasure craft, equipment and supplies. Establishments primarily engaged in the wholesale distribution of motor vehicles and trailers are classified in Industry 5012; those distributing self-propelled golf carts are classified in Industry 5088; and those distributing athletic apparel and footwear are classified in Industry Group 513.

Toys and hobby goods and supplies (SIC 5092). Establishments primarily engaged in the wholesale distribution of games, toys, hobby goods and supplies, and related goods, such as fireworks and playing cards.

Scrap and waste materials (SIC 5093). Establishments primarily engaged in assembling, breaking up, sorting, and wholesale distribution of scrap and waste materials. This industry includes auto wreckers engaged in dismantling automobiles for scrap. However, those engaged in dismantling automobiles for the purpose of selling secondhand parts at retail are classified in Industry 5015.

SIC 5093 is subdivided in some tables into—

1. Iron and steel scrap processors and dealers.
 - a. Iron and steel scrap processors (using power processing equipment).
 - b. Iron and steel scrap dealers (not using power processing equipment).
2. Nonferrous recyclable materials.

Jewelry, watches, precious stones, and precious metals (SIC 5094). Establishments primarily engaged in the wholesale distribution of jewelry, precious stones and metals, costume jewelry, watches, clocks, silverware, and jewelers' findings. Establishments primarily engaged in the wholesale distribution of precious metal ores are classified in Industry 5052.

SIC 5094 is subdivided in some tables into—

1. Jewelry, watches, diamonds, precious stones, and silverware.
2. Precious metals (excluding ores).

Durable goods, n.e.c. (SIC 5099). Establishments primarily engaged in the wholesale distribution of durable goods, not elsewhere classified, such as musical instruments and forest products, except lumber.

SIC 5099 is subdivided in some tables into—

1. Musical instruments and supplies.
2. Forest products, except lumber.
3. General merchandise—durable.
4. Compact disks, prerecorded audio tapes, and phonograph records.
5. Fire extinguishers and fire safety equipment.
6. Other durable goods.

Nondurable Goods (SIC Major Group 51)

This major group includes establishments primarily engaged in the wholesale distribution of nondurable goods.

Paper and paper products (SIC 511)

Printing and writing paper (SIC 5111). Establishments primarily engaged in the wholesale distribution of printing and writing paper, including envelope paper; fine paper; and groundwood paper.

Stationery and office supplies (SIC 5112). Establishments primarily engaged in the wholesale distribution of stationery and office supplies, including computer and photocopy supplies, envelopes, typewriter paper, file cards and folders, pens, pencils, social stationery, and greeting cards.

Industrial and personal service paper (SIC 5113). Establishments primarily engaged in the wholesale distribution of wrapping and other coarse paper, paperboard, and converted paper and related disposable plastic products, such as bags, boxes, dishes, eating utensils, napkins, and shipping supplies.

Drugs, drug proprietaries, and druggists' sundries (SIC 512)

Drugs, drug proprietaries, and druggists' sundries (SIC 5122). Establishments primarily engaged in the wholesale distribution of prescription drugs, proprietary drugs, druggists' sundries, and toiletries. Establishments primarily engaged in the wholesale distribution of surgical, dental, and hospital equipment are classified in Industry 5047.

SIC 5122 is subdivided in some tables into—

1. General-line drugs—These are wholesalers who reported a substantial portion of their sales in "drugs and pharmaceuticals" and a combination of "proprietary (patent) medicines," "cosmetics," "perfumes," and "other toiletries and druggists' sundries."
2. Specialty-line drugs, pharmaceuticals, cosmetics, and toiletries. These are wholesale establishments engaged in selling limited lines among the above products.

Apparel, piece goods, and notions (SIC 513)

Piece goods, notions, and other dry goods (SIC 5131). Establishments primarily engaged in the wholesale distribution of piece goods or yard goods of natural or man-made fibers, notions (sewing and hair accessories, etc.), and other dry goods. Converters who buy fabric goods (except knit goods) in the grey, have them finished on contract, and sell at wholesale are included here. Converters of knit goods are classified in Manufacturing, Industry Group 225. This industry does not include establishments primarily engaged in the wholesale distribution of homefurnishings which are classified in Industry 5023.

SIC 5131 is subdivided in some tables into—

1. Piece goods.
 - a. Piece goods—jobbers.

b. Piece goods—converters.

2. Notions and other dry goods.

Men's and boys' clothing and furnishings (SIC 5136). Establishments primarily engaged in the wholesale distribution of men's and boys' apparel and furnishings, sportswear, hosiery, underwear, nightwear, and work clothing.

Women's, children's, and infants' clothing and accessories (SIC 5137). Establishments primarily engaged in the wholesale distribution of women's, children's, and infants' clothing and accessories, including hosiery, lingerie, millinery, and furs.

Footwear (SIC 5139). Establishments primarily engaged in the wholesale distribution of footwear (including athletic) made of leather, rubber, and other materials.

Groceries and related products (SIC 514)

Groceries, general-line (SIC 5141). Establishments primarily engaged in the wholesale distribution of a general line of groceries. Establishments primarily engaged in roasting coffee, blending tea, or grinding and packaging spices are classified in Manufacturing Major Group 20.

SIC 5141 is subdivided in some tables into—

1. Voluntary.
2. Retail cooperative.
3. Other general-line.

Packaged frozen foods (SIC 5142). Establishments primarily engaged in the wholesale distribution of packaged quick-frozen vegetables, juices, meats, fish, poultry, pastries, and other "deep freeze" products. Establishments primarily engaged in the wholesale distribution of frozen dairy products are classified in Industry 5143, and those distributing frozen poultry, fish, and meat which are not packaged are classified in Industries 5144, 5146, and 5147, respectively.

Dairy products, except dried or canned (SIC 5143). Establishments primarily engaged in the wholesale distribution of dairy products, such as butter, cheese, ice cream and ices, and fluid milk and cream. This industry does not include establishments primarily engaged in pasteurizing and bottling milk, which are classified in Manufacturing, Industry Group 202. Establishments primarily engaged in the wholesale distribution of dried or canned dairy products are classified in Industry 5149.

SIC 5143 is subdivided in some tables into—

1. Raw milk.
2. Dairy products, except raw milk.

Poultry and poultry products (SIC 5144). Establishments primarily engaged in the wholesale distribution of poultry and poultry products, except canned and packaged frozen products. This industry does not include establishments primarily engaged in the killing and dressing of poultry, which are classified in Manufacturing, Industry 2015. Establishments primarily engaged in the wholesale distribution of packaged frozen poultry are classified in Industry 5142, and those distributing canned poultry are classified in Industry 5149.

SIC 5144 is subdivided in some tables into—

1. Live poultry.
2. Poultry and poultry products, except live.

Confectionery (SIC 5145). Establishments primarily engaged in the wholesale distribution of confectionery and related products, such as candy, chewing gum, fountain fruits, salted or roasted nuts, popcorn, fountain syrups, and potato, corn, and similar chips.

Fish and seafoods (SIC 5146). Establishments primarily engaged in the wholesale distribution (but not packaging) of fresh, cured, or frozen fish and seafoods, except canned or packaged frozen. The preparation of fresh or frozen packaged fish and other seafood, and the shucking and packing of fresh oysters in nonsealed containers, are classified in Manufacturing, Industry 2092. Establishments primarily engaged in the wholesale distribution of canned seafood are classified in Industry 5149, and those distributing packaged frozen foods are classified in Industry 5142.

Meats and meat products (SIC 5147). Establishments primarily engaged in the wholesale distribution of fresh, cured, and processed (but not canned) meats and lard. Establishments primarily engaged in the wholesale distribution of frozen packaged meats are classified in Industry 5142, and those distributing canned meats are classified in Industry 5149.

SIC 5147 is subdivided in some tables into—

1. Meats and meat products, except boxed beef.
2. Packaging boxed beef.

Fresh fruits and vegetables (SIC 5148). Establishments primarily engaged in the wholesale distribution of fresh fruits and vegetables.

Groceries and related products, n.e.c. (SIC 5149). Establishments primarily engaged in the wholesale distribution of groceries and related products, not elsewhere classified. Establishments primarily engaged in the wholesale distribution of soft drinks, and in bottling and distributing natural spring and mineral waters, are classified in this industry, but establishments primarily engaged in bottling soft drinks are classified in Manufacturing, Major Group 20. This industry does not include establishments primarily

engaged in the wholesale distribution of farm-product raw materials classified in Industry Group 515, nor those distributing beer, wine, and distilled alcoholic beverages of Industry Group 518.

SIC 5149 is subdivided in some tables into—

1. Coffee, tea, and spices.
2. Bread and baked goods.
3. Soft drinks.
4. Canned goods.
5. Food and beverage basic materials.
6. Other grocery specialties.

Farm-product raw materials (SIC 515)

Grain and field beans (SIC 5153). Establishments primarily engaged in buying and/or marketing grain (such as corn, wheat, oats, barley, and unpolished rice), dry beans, soybeans, and other inedible beans. Country grain elevators primarily engaged in buying or receiving grain from farmers are included, as well as terminal elevators and other merchants marketing grain. Establishments primarily engaged in the wholesale distribution of field and garden seeds are classified in Industry 5191.

Livestock (SIC 5154). Establishments primarily engaged in buying and/or marketing cattle, hogs, sheep, and goats. This industry also includes the operation of livestock auction markets.

Farm-product raw materials, n.e.c. (SIC 5159). Establishments primarily engaged in buying and/or marketing farm products, not elsewhere classified. Establishments primarily engaged in the wholesale distribution of milk are classified in Industry 5143, and those distributing live poultry are classified in Industry 5144.

SIC 5159 is subdivided in some tables into—

1. Hides, skins, and pelts.
2. Leaf tobacco.
3. Wool, wool tops, and mohair.
4. Cotton.
5. Other farm-product raw materials.

Chemicals and allied products (SIC 516)

Plastics materials and basic forms and shapes (SIC 5162). Establishments primarily engaged in the wholesale distribution of plastics materials, and of unsupported plastics film, sheets, sheeting, rods, tubes, and other basic forms and shapes.

Chemicals and allied products, n.e.c. (SIC 5169). Establishments primarily engaged in the wholesale distribution of chemicals and allied products, not elsewhere classified,

such as acids, industrial and heavy chemicals, dyestuffs, industrial salts, rosin, and turpentine. Establishments primarily engaged in the wholesale distribution of ammunition are classified in Industry Group 509; those distributing agricultural chemicals and pesticides are classified in Industry 5191; those distributing drugs are classified in Industry 5122; and those distributing pigments, paints, and varnishes are classified in Industry 5198.

SIC 5169 is subdivided in some tables into—

1. Industrial gases, except LP.
2. Other chemicals and allied products.

Petroleum and petroleum products (SIC 517)

This industry group includes establishments primarily engaged in the wholesale distribution of crude petroleum and petroleum products. Included are establishments primarily engaged in the distribution of liquefied petroleum gas. Establishments primarily engaged in the transmission and/or distribution of natural gas are classified in Utilities, Industry Group 492.

Petroleum bulk stations and terminals (SIC 5171). Establishments primarily engaged in the wholesale distribution of crude petroleum and petroleum products from bulk liquid storage facilities. These establishments have a bulk liquid storage capacity of 10,000 gallons or more.

SIC 5171 is subdivided in some tables into—

1. Petroleum bulk stations and terminals, except LP.
2. Liquefied petroleum gas bulk stations and terminals.

Petroleum and petroleum products wholesalers, except bulk stations and terminals (SIC 5172). Establishments primarily engaged in the wholesale distribution of crude petroleum and petroleum products. These establishments do not have a bulk liquid storage capacity of 10,000 gallons or more. Included are packaged and bottled petroleum products distributors, truck jobbers, and others marketing petroleum and its products at wholesale.

Beer, wine, and distilled alcoholic beverages (SIC 518)

Beer and ale (SIC 5181). Establishments primarily engaged in the wholesale distribution of beer, ale, porter, and other fermented malt beverages.

Wine and distilled alcoholic beverages (SIC 5182). Establishments primarily engaged in the wholesale distribution of distilled spirits, including neutral spirits and ethyl alcohol used in blended wines and distilled liquors.

SIC 5182 is subdivided in some tables into—

1. Wine and distilled alcoholic beverages—licensed.
2. Wine and distilled alcoholic beverages—State operated.

Miscellaneous nondurable goods (SIC 519)

Farm supplies (SIC 5191). Establishments primarily engaged in the wholesale distribution of animal feeds, fertilizers, agricultural chemicals, pesticides, seeds, and other farm supplies, except grains. Establishments primarily engaged in the wholesale distribution of pet food are classified in Industry 5149, and those distributing pet supplies are classified in Industry 5199.

SIC 5191 is subdivided in some tables into—

1. Farm supplies—farm dealers.
2. Farm supplies—wholesale distributors.

Books, periodicals, and newspapers (SIC 5192). Establishments primarily engaged in the wholesale distribution of books, periodicals, and newspapers.

Flowers, nursery stock, and florists' supplies (SIC 5193). Establishments primarily engaged in the wholesale distribution of flowers, nursery stock, and florists' supplies.

Tobacco and tobacco products (SIC 5194). Establishments primarily engaged in the wholesale distribution of tobacco and its products. Leaf tobacco wholesalers are classified in Industry 5159, and establishments primarily engaged in stemming and redrying tobacco are classified in Manufacturing, Industry 2141.

Paints, varnishes, and supplies (SIC 5198). Establishments primarily engaged in the wholesale distribution of paints, varnishes, wallpaper, and supplies. Establishments selling to the general public and known as retail in the trade are classified in Retail Trade, Industry 5231.

Nondurable goods, n.e.c. (SIC 5199). Establishments primarily engaged in the wholesale distribution of nondurable goods, not elsewhere classified, such as art goods, industrial yarns, textile bags, and bagging and burlap.

SIC 5199 is subdivided in some tables into—

1. Art goods.
2. General merchandise—nondurable.
3. Textile bags and bagging.
4. Specialty advertising (sale of merchandise).
5. Other nondurable goods.

TYPE-OF-OPERATION CLASSIFICATIONS

In addition to being classified by kind of business, each wholesale establishment was classified for the census by type of operation according to the ownership of the business, ownership of the goods sold, or character of the principal transactions. Establishments in wholesale trade are grouped into the following three major types of operation and related subgroups:

Merchant wholesalers. Establishments primarily engaged in buying and selling merchandise on their own account. Included here are such types of establishments as wholesale merchants or jobbers, industrial distributors, voluntary group wholesalers, importers, exporters, cash and carry wholesalers, retailer cooperative warehouses, terminal and country grain elevators, farm products assemblers, wholesale cooperative associations, and petroleum bulk plants and terminals operated by nonrefining companies.

Wholesale distributors and jobbers. Establishments primarily engaged in buying and selling merchandise in the domestic market not manufactured by the parent company.

Importers. Establishments buying and selling goods at wholesale on their own account, whose principal source of purchases was foreign.

Exporters. Establishments primarily engaged in purchasing goods in the United States and selling them to foreign customers.

Terminal grain elevators. Grain elevators primarily engaged in buying and selling grain received from country grain elevators and grain marketing establishments. They have sizable space for grain storage, and products are received primarily by rail or barge rather than by truck.

Country grain elevators. Grain elevators, cooperative or other, buying and receiving grain directly from farmers by truck and selling at wholesale.

Assemblers of farm products, except country grain elevators. Establishments primarily engaged in purchasing directly from farmers and assembling and marketing farm products at wholesale.

Manufacturers' sales branches and offices. Establishments maintained by manufacturing, refining, and mining companies apart from their plants or mines for marketing their products at wholesale. Branch stores selling to household consumers and individual users are classified in retail trade. Sales branches and offices located at plants and administrative offices are included when separate records are available.

Manufacturers' sales branches. A branch with a stock of merchandise for sale. Included are refiner—marketers owned and operated by petroleum refining companies primarily for marketing their products.

Manufacturers' sales offices. An office without a stock of merchandise for sale.

Agents, brokers, and commission merchants. Establishments whose operators are in business for themselves and are primarily engaged in selling or buying goods for others. Included here are such types of operations as auction companies, import agents, export agents, selling agents, merchandise brokers, and commission merchants. "Sales" as shown in census publications for agents, brokers, and commission merchants represent the gross sales (or purchase) value of the goods in the transactions negotiated.

Auction companies. Wholesale establishments primarily engaged in selling merchandise on an agency basis by auction.

Brokers (representing buyers or sellers). Wholesale establishments primarily engaged in selling or buying merchandise in the domestic market on a brokerage basis but not receiving the goods on consignment.

Commission merchants. Wholesale establishments operating in the domestic market receiving goods for sale on consignment.

Import agents. Merchandise agents and brokers in the domestic market buying merchandise from or selling merchandise for foreign firms.

Export agents. Merchandise agents and brokers in the domestic market selling to or buying for foreign customers.

Manufacturers' agents. Wholesale establishments in the domestic market selling for a limited number of manufacturers on a continuing agency basis.



Appendix C.

Kind-of-Business Titles and Reporting-Form Numbers

[Listed below are wholesale kind-of-business titles and their corresponding reporting-form numbers. Requests for copies of any of these forms, including the inquiries used to classify establishment by kind of business, should be directed to the Services Division, Bureau of the Census, Washington, DC 20233]

SIC code	Title	Standard form CB-	Short form CB-	SIC code	Title	Standard form CB-	Short form CB-
DURABLE GOODS				DURABLE GOODS—Con.			
501	Motor vehicles and motor vehicle parts and supplies:			509	Miscellaneous durable goods:		
5012	Automobiles and other motor vehicles -----	5012	5003	5091	Sporting and recreational goods and supplies -----	5091	5003
5013	Motor vehicle supplies and new parts -----	5013	5003	5092	Toys and hobby goods and supplies -----	5091	5003
5014	Tires and tubes -----	5013	5003	5093	Scrap and waste materials -----	5093	5003
5015	Motor vehicle parts, used -----	5013	5003	5094	Jewelry, watches, precious stones, and precious metals -----	5094	5003
				5099	Durable goods, n.e.c. -----	5099	5003
DURABLE GOODS				NONDURABLE GOODS			
502	Furniture and homefurnishings:			511	Paper and paper products:		
5021	Furniture -----	5020	5001	5111	Printing and writing paper -----	5110	5102
5023	Homefurnishings -----	5020	5001	5112	Stationery and office supplies -----	5110	5102
				5113	Industrial and personal service paper -----	5110	5102
503	Lumber and other construction materials:			512	Drugs, drug proprietaries, and druggists' sundries:		
5031	Lumber, plywood, millwork, and wood panels -----	5030	5001	5122	Drugs, drug proprietaries, and druggists' sundries -----	5122	5102
5032	Brick, stone, and related construction materials -----	5030	5001				
5033	Roofing, siding, and insulation materials -----	5030	5001				
5039	Construction materials, n.e.c. -----	5030	5001	513	Apparel, piece goods, and notions:		
				5131	Piece goods, notions, and other dry goods -----	5131	5102
504	Professional and commercial equipment and supplies:			5136	Men's and boys' clothing and furnishings -----	5136	5102
5043	Photographic equipment and supplies -----	5043	5003	5137	Women's, children's, and infants' clothing and accessories -----	5136	5102
5044	Office equipment -----	5045	5002	5139	Footwear -----	5136	5102
5045	Computers and computer peripheral equipment and software -----	5045	5002				
5046	Commercial equipment, n.e.c. -----	5043	5002	514	Groceries and related products:		
5047	Medical, dental, and hospital equipment and supplies -----	5047	5002	5141	Groceries, general line -----	5141	5101
5048	Ophthalmic goods -----	5047	5002	5142	Packaged frozen foods -----	5142	5101
5049	Professional equipment and supplies, n.e.c. -----	5047	5002	5143	Dairy products, except dried or canned -----	5143	5101
				5144	Poultry and poultry products -----	5144	5101
				5145	Confectionery -----	5145	5101
				5146	Fish and seafoods -----	5146	5101
505	Metals and minerals, except petroleum:			5147	Meats and meat products -----	5147	5101
5051	Metals service centers and offices -----	5051	5003	5148	Fresh fruits and vegetables -----	5148	5101
5052	Coal and other minerals and ores -----	5052	5003	5149	Groceries and related products, n.e.c. -----	5141	5101
				515	Farm-product raw materials:		
506	Electrical goods:			5153	Grain and field beans -----	5150	5103
5063	Electrical apparatus and equipment, wiring supplies, and construction materials -----	5060	5001	5154	Livestock -----	5150	5103
				5159	Farm-product raw materials, n.e.c. -----	5150	5103
5064	Electrical appliances, television and radio sets -----	5060	5001				
5065	Electronic parts and equipment, n.e.c. -----	5060	5001	516	Chemicals and allied products:		
				5162	Plastics materials and basic forms and shapes -----	5160	5102
				5169	Chemicals and allied products, n.e.c. -----	5160	5102
507	Hardware, and plumbing and heating equipment and supplies:			517	Petroleum and petroleum products:		
5072	Hardware -----	5070	5001	5171	Petroleum bulk stations and terminals -----	5170	1NA
5074	Plumbing and heating equipment and supplies (hydronics) -----	5070	5001	5172	Petroleum and petroleum products wholesalers, except bulk stations and terminals -----	5170	1NA
5075	Warm air heating and air-conditioning equipment and supplies -----	5070	5001				
5078	Refrigeration equipment and supplies -----	5070	5001	518	Beer, wine, and distilled alcoholic beverages:		
				5181	Beer and ale -----	5180	5103
				5182	Wine and distilled alcoholic beverages -----	5180	5103
508	Machinery, equipment, and supplies:			519	Miscellaneous nondurable goods:		
5082	Construction and mining (except petroleum) machinery and equipment -----	5082	5002	5191	Farm supplies -----	5191	5102
5083	Farm and garden machinery and equipment -----	5083	5002	5192	Books, periodicals, and newspapers -----	5192	5102
5084	Industrial machinery and equipment -----	5084	5002	5193	Flowers, nursery stock, and florists' supplies -----	5192	5102
5085	Industrial supplies -----	5085	5002	5194	Tobacco and tobacco products -----	5194	5102
5087	Service establishment equipment and supplies -----	5087	5002	5198	Paints, varnishes, and supplies -----	5198	5102
5088	Transportation equipment and supplies, except motor vehicles -----	5088	5002	5199	Nondurable goods, n.e.c. -----	5199	5102

¹Petroleum wholesalers were all sent form CB-5170.

Appendix D. Metropolitan Areas

(Titles and definitions shown for MSA's, CMSA's, and PMSA's are those established by the Office of Management and Budget, as of June 30, 1993)

IOWA

Cedar Rapids, IA MSA

Linn County, IA

Davenport-Moline-Rock Island, IA-IL MSA

Henry County, IL
Rock Island County, IL
Scott County, IA

Des Moines, IA MSA

Dallas County, IA
Polk County, IA
Warren County, IA

Dubuque, IA MSA

Dubuque County, IA

Iowa City, IA MSA

Johnson County, IA

Omaha, NE-IA MSA

Pottawattamie County, IA
Cass County, NE
Douglas County, NE
Sarpy County, NE
Washington County, NE

Sioux City, IA-NE MSA

Woodbury County, IA
Dakota County, NE

Waterloo-Cedar Falls, IA MSA

Black Hawk County, IA

Appendix E.

Percent of Sales Data Based on Administrative Records and Estimation for the State: 1992

[For meaning of abbreviations and symbols and for more information on reliability of data, see introductory text. For explanation of terms and comparability of 1987 and 1992 censuses, see appendix A]

SIC code	Kind of business	Percent of sales† —		SIC code	Kind of business	Percent of sales‡ —	
		From administrative records ¹	Estimated ²			From administrative records ¹	Estimated ²
	Wholesale trade -----	4.2	2.2		Wholesale trade —Con.		
50	Durable goods -----	5.7	3.4	50	Durable goods —Con.		
				509	Miscellaneous durable goods -----	17.7	3.0
				5091	Sporting and recreational goods and supplies -----	11.2	.2
				5092	Toys and hobby goods and supplies -----	23.2	9.0
501	Motor vehicles and motor vehicle parts and supplies -----	5.2	4.5	5093	Scrap and waste materials -----	15.6	4.2
5012	Automobiles and other motor vehicles -----	5.3	4	5094	Jewelry, watches, precious stones, and precious metals -----	58.8	—
5013	Motor vehicle supplies and new parts -----	5.5	11.6	5099	Durable goods, n.e.c. -----	8.1	3.6
5014	Tires and tubes -----	1.3	4.9				
5015	Motor vehicle parts, used -----	13.8	4.0	51	Nondurable goods -----	3.7	1.8
				511	Paper and paper products -----	4.9	1.7
502	Furniture and homefurnishings -----	2.7	2.3	5111	Printing and writing paper -----	14.1	1.0
5021	Furniture -----	4.5	3.1	5112	Stationery and office supplies -----	.8	1.8
5023	Homefurnishings -----	.3	1.3	5113	Industrial and personal service paper -----	1.5	2.4
503	Lumber and other construction materials -----	5.4	3.0	512	Drugs, drug proprietaries, and druggists' sundries -----	.1	—
5031	Lumber, plywood, millwork, and wood panels -----	1.0	.7	5122	Drugs, drug proprietaries, and druggists' sundries -----	.1	—
5032	Brick, stone, and related construction materials -----	28.0	15.9	513	Apparel, piece goods, and notions -----	3.9	2.7
5033	Roofing, siding, and insulation materials -----	4.2	3.7	5131	Piece goods, notions, and other dry goods -----	2.7	—
5039	Construction materials, n.e.c. -----	9.4	1.2	5136	Men's and boys' clothing and furnishings -----	.5	4.5
				5137	Women's, children's, and infants' clothing and accessories -----	20.6	2.6
504	Professional and commercial equipment and supplies -----	2.8	4.5	5139	Footwear -----	8.4	—
5043	Photographic equipment and supplies -----	—	8.0				
5044	Office equipment -----	3.9	8.4	514	Groceries and related products -----	2.6	1.5
5045	Computers and computer peripheral equipment and software -----	2.5	4.6	5141	Groceries, general line -----	2.6	.4
5046	Commercial equipment, n.e.c. -----	8.0	5.4	5142	Packaged frozen foods -----	.5	.2
5047	Medical, dental, and hospital equipment and supplies -----	1.9	1.4	5143	Dairy products, except dried or canned -----	.9	.3
5048	Ophthalmic goods -----	.1	—	5144	Poultry and poultry products -----	.4	2.1
5049	Professional equipment and supplies, n.e.c. -----	1.3	1.8	5145	Confectionery -----	.3	.2
				5146	Fish and seafoods -----	—	—
505	Metals and minerals, except petroleum -----	.2	5.6	5147	Meats and meat products -----	5.5	.3
5051	Metals service centers and offices -----	.2	5.6	5148	Fresh fruits and vegetables -----	—	6.8
5052	Coal and other minerals and ores -----	—	—	5149	Groceries and related products, n.e.c. -----	3.0	6.0
506	Electrical goods -----	2.6	2.5	515	Farm-product raw materials -----	4.5	1.2
5063	Electrical apparatus and equipment, wiring supplies, and construction materials -----	2.0	.2	5153	Grain and field beans -----	4.1	1.2
5064	Electrical appliances, television and radio sets -----	7.4	9.3	5154	Livestock -----	6.0	.8
5065	Electronic parts and equipment, n.e.c. -----	2.5	5.4	5159	Farm-product raw materials, n.e.c. -----	8.8	—
507	Hardware, and plumbing and heating equipment and supplies -----	3.4	5.0	516	Chemicals and allied products -----	1.0	.8
5072	Hardware -----	2.6	6.9	5162	Plastics materials and basic forms and shapes -----	4	6.1
5074	Plumbing and heating equipment and supplies (hydronics) -----	2.4	3.7	5169	Chemicals and allied products, n.e.c. -----	1.1	.2
5075	Warm air heating and air-conditioning equipment and supplies -----	3.0	11.1	517	Petroleum and petroleum products -----	1.9	3.6
5078	Refrigeration equipment and supplies -----	8.9	—	5171	Petroleum bulk stations and terminals -----	1.6	3.4
				5172	Petroleum and petroleum products wholesalers, except bulk stations and terminals -----	3.0	4.6
508	Machinery, equipment, and supplies -----	7.8	2.2	518	Beer, wine, and distilled alcoholic beverages -----	2.4	.3
5082	Construction and mining (except petroleum) machinery and equipment -----	2.2	.6	5181	Beer and ale -----	3.5	—
5083	Farm and garden machinery and equipment -----	10.4	1.9	5182	Wine and distilled alcoholic beverages -----	—	1.0
5084	Industrial machinery and equipment -----	12.3	4.3	519	Miscellaneous nondurable goods -----	4.9	3.3
5085	Industrial supplies -----	1.2	2.2	5191	Farm supplies -----	4.9	3.1
5087	Service establishment equipment and supplies -----	1.0	3.5	5192	Books, periodicals, and newspapers -----	3.2	8.7
5088	Transportation equipment and supplies, except motor vehicles -----	4.9	—	5193	Flowers, nursery stock, and florists' supplies -----	12.5	3.7
				5194	Tobacco and tobacco products -----	1.5	2.3
				5198	Paints, varnishes, and supplies -----	15.5	.8
				5199	Nondurable goods, n.e.c. -----	9.1	3.2

¹Includes sales information obtained from administrative records of other Federal agencies.

²Includes sales information which was imputed based on historic company ratios or administrative records, or on industry averages.

Appendix F. Geographic Notes

IOWA

Carlisle is in Polk and Warren Counties.

Clive is in Dallas and Polk Counties; it annexed into Dallas County in February 1990.

Dyersville is in Delaware and Dubuque Counties.

Forest City is in Hancock and Winnebago Counties.

Grimes is in Dallas and Polk Counties; it annexed into Dallas County in April 1991.

Sheldon is in O'Brien and Sioux Counties.

Shenandoah is in Fremont and Page Counties.

Urbandale is in Dallas and Polk Counties; it annexed into Dallas County in May 1990.

West Des Moines is in Dallas and Polk Counties; it annexed into Dallas County in October 1987.

Wilton is in Cedar and Muscatine Counties.

Appendix G.

Establishments in Business Any Time During Year and Establishments in Business at End of Year for the State: 1992 and 1987

[For meaning of abbreviations and symbols, see introductory text. For explanation of terms and comparability of 1987 and 1992 censuses, see appendix A]

SIC code	Kind of business	Establishments in business —			
		Any time during year		At end of year	
		1992	1987	1992	1987
	Wholesale trade	6 971	7 015	6 511	6 683
50	Durable goods	3 461	3 388	3 239	3 234
501	Motor vehicles and automotive parts and supplies	721	688	677	653
5012	Automobiles and other motor vehicles	109	94	102	89
5013	Motor vehicle supplies and new parts	442	459	411	438
5014	Tires and tubes	73	63	70	55
5015	Motor vehicle parts, used	97	72	94	71
502	Furniture and homefurnishings	92	65	82	62
5021	Furniture	46	38	40	36
5023	Homefurnishings	46	27	42	26
503	Lumber and other construction materials	209	174	199	164
5031	Lumber, plywood, millwork, and wood panels	89	73	85	69
5032	Brick, stone, and related construction materials	43	31	42	30
5033	Roofing, siding, and insulation materials	33	34	32	33
5039	Construction materials, n.e.c.	44	36	40	32
504	Professional and commercial equipment and supplies	404	451	375	431
5043	Photographic equipment and supplies	9	10	8	10
5044	Office equipment	108	149	102	142
5045	Computers and computer peripheral equipment and software	130	126	116	121
5046	Commercial equipment, n.e.c.	47	51	46	49
5047	Medical, dental, and hospital equipment and supplies	74	73	69	67
5048	Ophthalmic goods	18	15	18	15
5049	Professional equipment and supplies, n.e.c.	18	27	16	27
505	Metals and minerals, except petroleum	70	62	68	59
5051	Metals service centers and offices	70	62	68	59
5052	Coal and other minerals and ores	—	—	—	—
506	Electrical goods	319	295	296	285
5063	Electrical apparatus and equipment, wiring supplies, and construction materials	162	161	157	153
5064	Electrical appliances, television and radio sets	38	39	35	39
5065	Electronic parts and equipment, n.e.c.	119	95	104	93
507	Hardware, and plumbing and heating equipment and supplies	257	255	240	244
5072	Hardware	79	68	75	67
5074	Plumbing and heating equipment and supplies (hydronics)	109	110	103	102
5075	Warm air heating and air-conditioning equipment and supplies	51	50	48	49
5078	Refrigeration equipment and supplies	18	27	14	26
508	Machinery, equipment, and supplies	1 096	1 139	1 035	1 093
5082	Construction and mining (except petroleum) machinery and equipment	59	64	58	60
5083	Farm and garden machinery and equipment	574	638	541	607
5084	Industrial machinery and equipment	203	203	189	197
5085	Industrial supplies	174	147	168	143
5087	Service establishment equipment and supplies	70	74	67	73
5088	Transportation equipment and supplies, except motor vehicles	16	13	12	13
509	Miscellaneous durable goods	293	259	267	243
5091	Sporting and recreational goods and supplies	46	53	44	50
5092	Toys and hobby goods and supplies	29	26	24	24
5093	Scrap and waste materials	135	114	125	107
5094	Jewelry, watches, precious stones, and precious metals	23	18	20	18
5099	Durable goods, n.e.c.	60	48	54	44
51	Nondurable goods	3 510	3 627	3 272	3 449
511	Paper and paper products	190	137	168	128
5111	Printing and writing paper	23	23	21	21
5112	Stationery and office supplies	127	85	110	81
5113	Industrial and personal service paper	40	29	37	26
512	Drugs, drug proprietaries, and druggists sundries	41	43	39	38
5122	Drugs, drug proprietaries, and druggists sundries	41	43	39	38
513	Apparel, piece goods, and notions	46	31	44	26
5131	Piece goods, notions, and other dry goods	11	9	11	9
5136	Men's and boys' clothing and furnishings	16	6	16	5
5137	Women's, children's, and infants' clothing and accessories	15	8	14	6
5139	Footwear	4	8	3	6

SIC code	Kind of business	Establishments in business —			
		Any time during year		At end of year	
		1992	1987	1992	1987
51	Nondurable goods — Con.				
514	Groceries and related products	357	370	328	349
5141	Groceries, general line	40	30	37	29
5142	Packaged frozen foods	40	20	36	19
5143	Dairy products, except dried or canned	30	46	28	43
5144	Poultry and poultry products	19	29	19	28
5145	Confectionery	15	22	13	20
5146	Fish and seafoods	5	3	5	3
5147	Meats and meat products	60	69	53	64
5148	Fresh fruits and vegetables	22	31	21	29
5149	Groceries and related products, n.e.c.	126	120	116	114
515	Farm-product raw materials	1 027	1 123	965	1 072
5153	Grain and field beans	814	863	766	830
5154	Livestock	187	234	175	218
5159	Farm-product raw materials, n.e.c.	26	26	24	24
516	Chemicals and allied products	131	112	123	107
5162	Plastics materials and basic forms and shapes	21	19	20	19
5169	Chemicals and allied products, n.e.c.	110	93	103	88
517	Petroleum and petroleum products	441	428	408	407
5171	Petroleum bulk stations and terminals	360	353	338	334
5172	Petroleum and petroleum products wholesalers, except bulk stations and terminals	81	75	70	73
518	Beer, wine, and distilled alcoholic beverages	93	93	90	90
5181	Beer and ale	71	84	68	81
5182	Wine and distilled alcoholic beverages	22	9	22	9
519	Miscellaneous nondurable goods	1 184	1 290	1 107	1 232
5191	Farm supplies	953	1 053	890	1 005
5192	Books, periodicals, and newspapers	49	53	47	52
5193	Flowers, nursery stock, and florists' supplies	26	24	24	22
5194	Tobacco and tobacco products	20	26	19	24
5198	Paints, varnishes and supplies	22	21	21	19
5199	Nondurable goods, n.e.c.	114	113	106	110

Publication Program

1992 CENSUS OF WHOLESALE TRADE

Publications of the 1992 Census of Wholesale Trade, containing data on wholesale trade establishments with payroll in the United States, are described below. Publications order forms for specific reports may be obtained from any Department of Commerce district office or from Data User Services Division, Customer Services, Bureau of the Census, Washington, DC 20233-8300. The first results were issued in press releases. Final detailed statistics are issued in separate paperbound reports and compact disc-read only memory (CD-ROM).

Final Reports

Geographic area series—52 reports (WC92-A-1 to -52)

A separate paperbound report containing data for establishments with payroll is published for each State, the District of Columbia, and the United States. Each report presents general statistics for establishments with payroll, on number of establishments, sales, payroll, employment, operating expenses, and inventories. At the State level, data also are presented separately for the following types of wholesale operations: merchant wholesalers; manufacturers' sales branches and offices; and agents, brokers, and commission merchants. Less type-of-operation detail is shown below the State level. For States, MA's, and counties and places with 200 wholesale establishments or more, statistics are presented by kind of business. Greater kind-of-business detail is shown for larger areas. In addition, data are shown for all places with 2,500 inhabitants or more and all counties (with no kind-of-business detail). For each State, the District of Columbia, and the United States, 1992 data are provided on sales and employees per establishment, sales and payroll per employee, payroll as a percent of operating expenses, and operating expenses and end-of-year inventories as percentages of sales. Comparative statistics showing percent changes in sales and payroll between 1987 and 1992 also are shown by kind of business.

Subject series—4 reports (WC92-S-1 to -4)

The *Establishment and Firm Size* report (WC92-S-1) presents data for establishments with payroll, based on size of establishment, size of company or firm, and legal form of organization. Establishment statistics are presented by sales size and by employment size; statistics for firms by sales size (including concentration by largest firms), by employment size, and by number of establishments operated (single units and multiunits). Statistics are presented by kind of business on the number of establishments, sales, payroll, and employment for the United States.

The *Measures of Value Produced, Capital Expenditures, Depreciable Assets, and Operating Expenses* report (WC92-S-2) presents data on measures of value produced, capital expenditures, depreciable assets, and operating expenses for firms with payroll

for the United States by major kinds of business. Measures of value produced include gross margin, value added, and net income produced at market prices and factor costs. Operating expenses include annual payroll, supplemental labor costs, purchased services, etc. Sales, purchases, and beginning and ending inventories data also are provided.

The *Commodity Line Sales* report (WC92-S-3) presents data on major categories of commodities sold by wholesale kinds of business for the United States. Data for 15 selected MA's and 15 selected States will be available on electronic media only. Tables present data for each kind of business and show, for each commodity line, the number of establishments handling the line and their sales of the line; the percentage of total sales of the kind of business accounted for by each of the lines carried; and, for establishments actually handling a specific line, the percentage of total sales represented by sales of that line. Summary statistics also are provided for the broad commodity line categories, including counts of establishments and the amount and percentage of the line sold by various kinds of wholesale businesses.

The *Miscellaneous Subjects* report (WC92-S-4) contains data by kind of business on employment by principal activity; sales by class of customer; inventory valuation methods; commissions and gross selling value of business conducted for others by agents and brokers; gross margins, gross profits, and their components; and on petroleum bulk stations and terminals. Data are presented for the United States as a whole; for petroleum bulk stations and terminals, States, and counties.

Electronic Media

All data included in the printed reports are available on CD-ROM. The CD-ROM's provide the same information found in the final reports as well as additional information not published in the final reports, such as commodity line sales data for States (WC92-S-3). Electronic media products are available for users who wish to summarize, rearrange, or process large amounts of data. These products, with corresponding technical documentation, are sold by Data User Services Division, Customer Services, Bureau of the Census, Washington, DC 20233-8300.

OTHER ECONOMIC CENSUS REPORTS

Data on retail trade, service industries, transportation, communications, utilities, financial, insurance, real estate, construction industries, manufactures, mineral industries, enterprise statistics, minority-owned business enterprises, and women-owned businesses also are available from the 1992 Economic Census. A separate series of reports covers the census of outlying areas: Puerto Rico, Virgin Islands of the United States, Guam, and the Northern Marianas. Separate announcements describing these reports are available free of charge from Data User Services Division, Customer Services, Bureau of the Census, Washington, DC 20233-8300.