

1992


Census of

Wholesale Trade

WC92-A-13

GEOGRAPHIC AREA SERIES

Idaho



1992 Census of Wholesale Trade

WC92-A-13

GEOGRAPHIC AREA SERIES

Idaho

+



+



U.S. Department of Commerce
Ronald H. Brown, Secretary
David J. Barram, Deputy Secretary

Economics and Statistics Administration
Everett M. Ehrlich, Under Secretary
for Economic Affairs

BUREAU OF THE CENSUS
Harry A. Scarr, Acting Director

Acknowledgments

Many persons participated in the various activities of the 1992 Census of Wholesale Trade. The overall planning and review of the census operations were performed by the Economic Census Staff of the Economic Planning and Coordination Division.

This report was prepared in the Services Division. **Bobby E. Russell**, Assistant Chief for Census Programs, was responsible for the overall planning, management, and coordination of the census of wholesale trade. Planning and implementation were under the direction of **John R. Trimble**, Chief, Wholesale Census Branch, with primary staff assistance by **Steven L. Barron**, **John L. Vignali**, **Gary E. Swenson**, **Scott P. Handmaker**, and **Daniel C. Collier**.

Systems and procedures for mailout, receipt, correspondence, data input, industry classification, other clerical processing, administrative record processing, quality control, and the associated electronic computer programs, were developed in the Economic Planning and Coordination Division.

Mailout preparation and receipt operations, clerical and analytical review activities, data keying, and geocoding review were performed by the staff of the Data Preparation Division, **Judith N. Petty**, Chief.

Geographic coding procedures and associated computer programs were developed by the staff of the Geography Division, **Robert W. Marx**, Chief.

The computer processing systems were developed and coordinated in the Economic Statistical Methods and Programming Division, **Charles P. Pautler, Jr.**, Chief. **H. Ray Dennis**, Assistant Chief for Business Programs, was responsible for the design and implementation of the computer systems. The computer programs were prepared under the supervision of **Steven G. McCraith**, Chief, Utilities and Financial Census Branch, and **William C. Wester**, Chief, Business Census Branch, assisted by **Dennis P. Kelly**, **Barbara L. Lambert**, **Josephine S. McLaughlin**, **William D. McClain**, **David Wang**, and **David L. Sipes**.

Computer processing was performed in the Computer Services Division, **Marvin D. Raines**, Chief.

The staff of the Administrative and Publications Services Division, **Walter C. Odom**, Chief, performed planning, design, composition, editorial review, and printing planning and procurement for publications and report forms. **Gladys Rea** provided publication coordination and editing.

Special acknowledgment is also due the many businesses whose cooperation has contributed to the publication of these data.

If you have any questions concerning the statistics in this report, call 301-763-5281.



**Economics and Statistics
Administration**

Everett M. Ehrlich, Under Secretary
for Economic Affairs



BUREAU OF THE CENSUS

Harry A. Scarr, Acting Director

Paula J. Schneider, Principal Associate
Director for Programs

Charles A. Waite, Associate Director for
Economic Programs

Thomas L. Mesenbourg, Assistant Director for
Economic Programs

ECONOMIC PLANNING AND COORDINATION DIVISION

Thomas L. Mesenbourg, Acting Chief

SERVICES DIVISION

Thomas L. Mesenbourg, Acting Chief

Introduction to the Economic Census

PURPOSES AND USES OF THE ECONOMIC CENSUS

The economic census is the major source of facts about the structure and functioning of the Nation's economy. It provides essential information for government, business, industry, and the general public.

The economic census furnishes an important part of the framework for such composite measures as the gross domestic product, input/output measures, production and price indexes, and other statistical series that measure short-term changes in economic conditions.

Policymaking agencies of the Federal Government use the data, especially in monitoring economic activity and providing assistance to business.

State and local governments use the data to assess business activities and tax bases within their jurisdictions and to develop programs to attract business.

Trade associations study trends in their own and competing industries and keep their members informed of market changes.

Individual businesses use the data to locate potential markets and to analyze their own production and sales performance relative to industry or area averages.

AUTHORITY AND SCOPE

Title 13 of the United States Code (sections 131, 191, and 224) directs the Census Bureau to take the economic census every 5 years, covering years ending in 2 and 7. The 1992 Economic Census consists of the following eight censuses:

- Census of Retail Trade
- Census of Wholesale Trade
- Census of Service Industries
- Census of Financial, Insurance, and Real Estate Industries
- Census of Transportation, Communications, and Utilities
- Census of Manufactures
- Census of Mineral Industries
- Census of Construction Industries

Special programs also cover enterprise statistics and minority-owned and women-owned businesses. (The 1992 Census of Agriculture and 1992 Census of Governments are conducted separately.) The next economic census is scheduled to be taken in 1998 covering the year 1997.

AVAILABILITY OF THE DATA

The results of the economic census are available in printed reports for sale by the U.S. Government Printing Office and on compact discs for sale by the Census Bureau. Order forms for all types of products are available on request from Customer Services, Bureau of the Census, Washington, DC 20233-8300. A more complete description of publications being issued from this census is on the inside back cover of this document.

Census facts are also widely disseminated by trade associations, business journals, and newspapers. Volumes containing census statistics are available in most major public and college libraries. Finally, State data centers in every State as well as business and industry data centers in many States also supply economic census statistics.

WHAT'S NEW IN 1992

The 1992 Economic Census covers more of the economy than any previous census. New for 1992 are data on communications, utilities, finance, insurance, and real estate, as well as coverage of more transportation industries. The economic, agriculture, and governments censuses now collectively cover nearly 98 percent of all economic activity.

Among other changes, new 1992 definitions affect the boundaries of about a third of all metropolitan areas. Also, the Survey of Women-Owned Businesses has now been expanded to include all corporations.

HISTORICAL INFORMATION

The economic census has been taken as an integrated program at 5-year intervals since 1967 and before that for 1963, 1958, and 1954. Prior to that time, the individual subcomponents of the economic census were taken separately at varying intervals.

The economic census traces its beginnings to the 1810 Decennial Census, when questions on manufacturing were included with those for population. Coverage of economic activities was expanded for 1840 and subsequent censuses to include mining and some commercial activities. In 1902, Congress established a permanent Census Bureau and directed that a census of manufactures be taken every 5 years. The 1905 Manufactures Census was the first time a census was taken apart from the regular every-10-year population census.

The first census of business was taken in 1930, covering 1929. Initially it covered retail and wholesale trade and construction industries, but it was broadened in 1933 to include some of the service trades.

The 1954 Economic Census was the first census to be fully integrated—providing comparable census data across economic sectors, using consistent time periods, concepts, definitions, classifications, and reporting units. It was the first census to be taken by mail, using lists of firms provided by the administrative records of other Federal agencies. Since 1963, administrative records also have been used to provide basic statistics for very small firms, reducing or eliminating the need to send them census questionnaires. The Enterprise Statistics Program, which publishes combined data from the economic census, was made possible with the implementation of the integrated census program in 1954.

The range of industries covered in the economic censuses has continued to expand. The census of construction industries began on a regular basis in 1967, and the scope of service industries was broadened in 1967, 1977, and 1987. The census of transportation began in 1963 as a set of surveys covering travel, transportation of commodities, and trucks, but expanded in 1987 to cover business establishments in several transportation industries. For 1992, these statistics are incorporated into a broadened census of transportation, communications, and utilities. Also new for 1992 is the census of financial, insurance, and real estate industries. This is part of a gradual expansion in coverage of industries previously subjected to government regulation.

The Survey of Minority-Owned Business Enterprises was first conducted as a special project in 1969 and was incorporated into the economic census in 1972 along with the Survey of Women-Owned Businesses.

An economic census has also been taken in Puerto Rico since 1909, in the Virgin Islands of the United States and Guam since 1958, and in the Commonwealth of the Northern Mariana Islands since 1982.

Statistical reports from the 1987 and earlier censuses provide historical figures for the study of long-term time series and are available in some large libraries. All of the census data published since 1967 are still available for sale on microfiche from the Census Bureau.

AVAILABILITY OF MORE FREQUENT ECONOMIC DATA

While the census provides complete enumerations every 5 years, there are many needs for more frequent data as well. The Census Bureau conducts a number of monthly, quarterly, and annual surveys, with the results appearing in publication series such as Current Business Reports (retail and wholesale trade and service industries), the Annual Survey of Manufactures, Current Industrial Reports, and the Quarterly Financial Report. Most of these surveys, while providing more frequent observations, yield less kind-of-business and geographic detail than the census. The County Business Patterns program offers annual statistics on the number of establishments, employment, and payroll classified by industry within each county.

SOURCES FOR MORE INFORMATION

More information about the scope, coverage, classification system, data items, and publications for each of the economic censuses and related surveys is published in the *Guide to the 1992 Economic Census and Related Statistics*. More information on the methodology, procedures, and history of the census will be published in the *History of the 1992 Economic Census*. Contact Customer Services for information on availability.

Census of Wholesale Trade

GENERAL

The 1992 Census of Wholesale Trade, part of the 1992 Economic Census, covered wholesale trade as defined in the *Standard Industrial Classification (SIC) Manual*.¹ It included all establishments with one or more paid employees primarily engaged in selling merchandise to retailers; other wholesalers; or industrial, commercial, institutional, farm, or professional users. Companies selling products to which they have title, as well as those acting as agents or brokers in buying or selling merchandise to others, are included. The census excluded governmental organizations classified in the covered industries except for wholesale liquor establishments operated by State and local governments.

The basic tabulations in this report do not include data for establishments which are "auxiliary" (primary function is providing a service, such as warehouses) to other establishments within the same organization. Data for auxiliaries are presented in a subsequent report issued as part of the 1992 Enterprise Statistics reports.

Wholesale firms without employees are excluded from the census. In the census of retail trade, the sales of firms with no paid employees are derived from administrative records of other Federal agencies rather than from a direct canvass. These sources proved impractical for wholesale firms without paid employees. In the census of wholesale trade, the sales value is the gross volume of business conducted. Firms which operated wholly or partly on a commission basis must provide both the gross volume of business conducted and commission receipts on census forms. Agents and brokers do not report to other Federal agencies the gross selling value of goods. Moreover, administrative records make no distinction between commission receipts and sales of products by wholesalers.

Appendix A gives a more detailed explanation of census coverage and methodology.

CENSUS DISCLOSURE RULES

In accordance with Federal law governing census reports, no data are published that would disclose the operations of an individual establishment or business. However, the number of establishments in a kind-of-business

classification is not considered a disclosure, therefore, this information may be released even though other information is withheld.

GEOGRAPHIC AREAS COVERED

This report series presents data for the following areas:

1. The United States as a whole.
2. Each State and the District of Columbia
3. Each consolidated metropolitan statistical area (CMSA) and primary metropolitan statistical area (PMSA) defined by the Office of Management and Budget (OMB) as of June 30, 1993. A CMSA is an area used to facilitate the presentation and analysis of data for large concentrations of metropolitan populations. It includes two or more contiguous PMSA's which have a population of at least 1,000,000² and which meet specific criteria of urban character and of social and economic integration.
4. Each metropolitan statistical area (MSA) defined by the OMB as of June 30, 1993. An MSA is an integrated economic and social unit with a population nucleus of at least 50,000 inhabitants.² Each MSA consists of one or more counties meeting standards of metropolitan character; in New England, cities and towns rather than counties are the component geographic units.
5. The area within the State outside metropolitan areas (MA's).
6. Each county or county equivalent.³ Counties are the primary divisions of States, except in Louisiana where they are called parishes and in Alaska where they are called boroughs and census areas. Maryland, Missouri, Nevada, and Virginia have one place or more that is independent of any county organization and constitutes primary divisions of their States. These places are treated as counties and as places.
7. Each consolidated city.³ Consolidated cities are consolidated governments which consists of separately incorporated municipalities.
8. Each municipality of 2,500 inhabitants or more incorporated as a city, borough, village, or town.^{2 3}

¹*Standard Industrial Classification Manual: 1987*. For sale by Superintendent of Documents, U.S. Government Printing Office, Washington, DC 20402. Stock No. 041-001-00314-2.

²According to 1990 Census of Population or subsequent special census.

³Those defined as of January 1, 1992.

For the economic census, boroughs and census areas in Alaska, and boroughs in New York, are not included in this category.

9. Special economic urban areas (SEUA's), which include townships in Michigan, New Jersey, and Pennsylvania and towns in New York, Wisconsin, and the six New England States with 10,000 inhabitants or more.⁴

DOLLAR VALUES

All dollar values presented in this report are expressed in current dollars, i.e., 1992 data are expressed in 1992 dollars and 1987 data in 1987 dollars. Consequently, when making comparisons to prior years, users of the data should consider the inflation that has occurred

RELIABILITY OF DATA

All data compiled in this report originated from either census questionnaires or administrative records of other Federal agencies and, therefore, are not subject to sampling errors. However, the data are subject to nonsampling errors. Nonsampling errors can be attributed to many sources: inability to identify all cases in the actual universe; definition and classification difficulties; differences in the interpretation of questions; errors in recording or coding the data obtained; and other errors of collection, response, coverage, and estimation for missing or misreported data.

The accuracy of these tabulated data is determined by the joint effects of the various nonsampling errors. No direct measurement of these effects has been obtained except for estimation for missing or misreported data; however, precautionary steps were taken in all phases of the collection, processing, and tabulation of the data in an effort to minimize the effects of nonsampling errors.

The Census Bureau obtains on computer tape limited information extracted from administrative records of other Federal agencies. This information is used in conjunction with other information available to the Census Bureau to develop estimates for nonemployers, small employers, and other establishments for which responses were not received in time for publication. For an indication of the extent that data included in these reports were obtained from the administrative records of other Federal agencies and from estimation, rather than reports directly from respondents, see appendix E. Also, see appendix A for a more detailed explanation of census coverage and methodology.

SPECIAL TABULATIONS

Special tabulations of data collected in the 1992 Census of Wholesale Trade may be obtained, depending on availability of time and personnel, on diskette, computer tape,

⁴According to 1990 Census of Population or subsequent special census.

or in tabular form. The data will be in summary form and subject to the same rules prohibiting disclosure of confidential information (including name, address, kind of business, or other data for individual business establishments or companies) as are the regular publications.

Special tabulations are prepared on a cost basis. A request for a cost estimate, as well as exact specifications on the type and format of the data to be provided, should be directed to the Chief, Services Division, Bureau of the Census, Washington, DC 20233.

To discuss a special tabulation before submitting specifications, call 1-800-541-8345.

ABBREVIATIONS AND SYMBOLS

The following abbreviations and symbols are used in this publication:

–	Represents zero.
(D)	Withheld to avoid disclosing data for individual companies; data are included in broader kind-of-business totals.
(IC)	Independent city.
(NA)	Not available.
(NC)	Not comparable.
(X)	Not applicable.
CMSA	Consolidated metropolitan statistical area.
MA	Metropolitan area.
MSA	Metropolitan statistical area.
n.e.c.	Not elsewhere classified.
PMSA	Primary metropolitan statistical area.
pt.	Part.
r	Revised.
SEUA	Standard economic urban area.
SIC	Standard Industrial Classification.

The following symbols are used in this publication to show employment size ranges for employment data that has been withheld to avoid disclosing data for individual companies (employment size range codes are provided for the first time in the 1992 Economic Census):

Symbol	Employment size
AA	0—19
BB	20—99
CC	100—249
EE	250—499
FF	500—999
GG	1,000—2,499
HH	2,500—4,999
II	5,000—9,999
JJ	10,000—24,999
KK	25,000—49,999
LL	50,000—99,999
MM	100,000 or more

Users' Guide for Locating Statistics in This Report by Table Number

Information shown in tables	Table									
	1	2	3	4	5	6	7	8	9	10
GEOGRAPHIC AREAS										
The State	X	X	X						X	X
Metropolitan Areas (MA's) in the State.....							X			
Area of the State not in any MA								X		
Counties in the State				X						X
Places in the State				² X	¹ X	¹ X			² X	
DATA ITEMS³										
Establishments.....	X		X	⁴ X	⁴ X	⁴ X	⁴ X	⁴ X		
Sales	X		X	⁴ X	⁴ X	⁴ X	⁴ X	⁴ X	X	X
Annual payroll	X		X	⁴ X	⁴ X	⁴ X	⁴ X	⁴ X		
First-quarter payroll.....	X									
Paid employees for pay period including March 12, 1992	X		X	⁵ X	⁵ X	⁵ X	⁵ X	⁵ X		
Inventories	X									
Operating expenses	X									
Sales per establishment.....		X								
Sales per employee		X								
Annual payroll per employee.....		X								
Annual payroll as a percent of operating expenses.....		X								
Employees per establishment.....		X								
Operating expenses as a percent of sales		X								
End-of-year inventories as a percent of sales....		X								
1987 to 1992 comparative statistics (sales, payroll, etc.).....			X							
Counties ranked by volume of sales										X
Places ranked by volume of sales.....									² X	

¹Includes areas with 200 wholesale establishments or more.

²Includes places with 2,500 inhabitants or more, according to the 1990 Census of Population.

³See Explanation of Terms, appendix A.

⁴Manufacturers' sales branches and offices, and agents, brokers, and commission merchants are combined and displayed as "other types of operation."

⁵Presented for total and merchant wholesalers only.

Users' Guide for Locating Statistics in the 1992 Census of Wholesale Trade Reports

Report and geographic area	Information shown in reports by kind of business or industry category										
	Number of establishments	Sales (\$1,000)	Payroll (\$1,000)	Number of employees	Inventories (\$1,000)	Operating expenses (\$1,000)	Commodity line sales (\$1,000)	Sales size and employment size ¹	Legal form of organization	Petroleum bulk stations and terminals	Selected topics
GEOGRAPHIC AREA SERIES											
United States	X	X	X	X	X	X	X				
State	X	X	X	X	X	X	X				
MA	X	X	X	X	X						
County	X	X	X	X	X						
Place	X	X	X	X	X						
ESTABLISHMENT AND FIRM SIZE (INCLUDING LEGAL FORM OF ORGANIZATION)											
United States	X	X	² X	² X	² X	² X		X	X		
MEASURES OF VALUE PRODUCED, CAPITAL EXPENDITURES, DEPRECIABLE ASSETS, AND OPERATING EXPENSES											
United States ²		X	X		X	X			X		³ X
COMMODITY LINE SALES											
United States	X	X					X				
State ⁴	X	X					X				
MA ⁴	X	X					X				
MISCELLANEOUS SUBJECTS											
United States	X	X	X	X	X	X				X	⁵ X
State					X	X				X	
County					X	X				X	

¹Establishments and firms.

²Merchant wholesalers only.

³Value produced, capital expenditures, depreciable assets, and selected operating expenses detail.

⁴Available on CD ROM only.

⁵Class of customer; employment by principal activity; detailed type of operation; inventory detail; commissions of agents and brokers; and gross margins, gross profits, and their components of merchant wholesalers.

Contents

Idaho

[Page numbers listed here omit the prefix that appears as part of the number of each page]

	Page
Introduction to the Economic Census	III
Census of Wholesale Trade	V
Users' Guide for Locating Statistics in This Report by Table Number	VII
Users' Guide for Locating Statistics in the 1992 Census of Wholesale Trade Reports ...	VIII
Summary of Findings	2

FIGURES

1. Percent of Wholesale Sales by Type of Operation: 1992 and 1987	3
2. Wholesale Sales by Industry Group: 1992 and 1987	4
3. Wholesale Employment by Industry Group: 1992 and 1987	5
Maps	6

TABLES

1. Summary Statistics for the State: 1992	7
2. Selected Ratios for the State: 1992	11
3. Comparative Statistics for the State: 1992 and 1987	14
4. Summary Statistics for Counties and for Places With 2,500 Inhabitants or More: 1992	17
5. Summary Statistics for Places With 200 Establishments or More: 1992	19
6. Summary Statistics for Counties With 200 Establishments or More: 1992	20
7. Summary Statistics for Metropolitan Areas: 1992	22
8. Summary Statistics for the Area Outside Metropolitan Areas: 1992	23
9. Places With 2,500 Inhabitants or More Ranked by Volume of Sales: 1992	25
10. Counties Ranked by Volume of Sales: 1992	25

APPENDIXES

A. General Explanation	A-1
B. Sample Report Form and Instructions	B-1
C. Kind-of-Business Titles and Reporting-Form Numbers	C-1
D. Metropolitan Areas	D-1
E. Percent of Sales Data Based on Administrative Records and Estimation for the State: 1992	E-1
F. Geographic Notes	F-1
G. Establishments in Business Any Time During Year and Establishments in Business at End of Year for the State: 1992 and 1987	G-1

Publication Program Inside back cover

Summary of Findings

Idaho had 2,288 wholesale establishments in 1992 with \$8.9 billion in sales. This represents a 7.5 percent increase in wholesale establishments and a 74.9 percent increase in sales over 1987 according to the 1992 Census of Wholesale Trade conducted by the Bureau of the Census, U.S. Department of Commerce.

Merchant wholesalers accounted for 89.3 percent or 2,044 of the total establishments and 61.2 percent or \$5.4 billion of the total sales in 1992 compared with 89.0 percent of the establishments and 73.6 percent of the sales in 1987. Manufacturers' sales branches and offices with 165 establishments and \$2.7 billion in sales and agents, brokers, and commission merchants with 79 establishments and \$711.4 million in sales made up the rest of the wholesale trade total in 1992.

Lumber, plywood, millwork, and wood panels wholesalers were the largest group of wholesalers by kind of business in terms of sales with \$1.4 billion followed by packaged frozen foods wholesalers with \$1.2 billion and grain and field beans wholesalers with \$586.9 million. Out of 69 kind of business groups, these three accounted for 36.0 percent of the total sales in the State.

Annual payroll for all wholesalers in the State was up from \$353.4 million in 1987 to \$528.2 million in 1992. Merchant wholesalers had annual payroll of \$444.2 million in 1992 while manufacturers' sales branches and offices recorded \$69.7 million and agents, brokers, and commission merchants had \$14.3 million.

Employment by all wholesalers in Idaho as of mid-March 1992 was 24,894, an increase of 19.6 percent since 1987. Merchant wholesalers with 21,720 employees accounted for 87.2 percent of the total wholesale employment in 1992 compared with 89.3 percent in 1987.

Inventories of \$804.8 million were held at wholesale establishments in the State at the end of 1992. Merchant wholesalers held 80.0 percent of these inventories while manufacturers' sales branches and sales offices held 19.9 percent and agent, brokers, and commission merchants held .1 percent. Inventories of all wholesalers increased during 1992 by 6.3 percent while those of merchant wholesalers increased 4.8 percent.

Payroll per employee in the State averaged \$21.2 thousand for all wholesalers in 1992, an increase of 25.0 percent since 1987. Merchant wholesalers averaged \$20.5 thousand per employee while manufacturers' sales branches and offices was \$35.5 thousand and agents, brokers, and commission merchants were \$11.8 thousand in 1992.

Annual payroll as a percent of operating expenses for all wholesalers increased from 46.6 percent in 1987 to 47.6 percent in 1992. The ratio for merchant wholesalers was 47.6 percent; for manufacturers' sales branches and offices it was 46.5 percent; and for agents, brokers and commission merchants it was 56.0 percent.

Figure 1. Percent of Wholesale Sales by Type of Operation: 1992 and 1987

(Percents may not add to 100 because of rounding. For meaning of abbreviations and symbols, see introductory text)

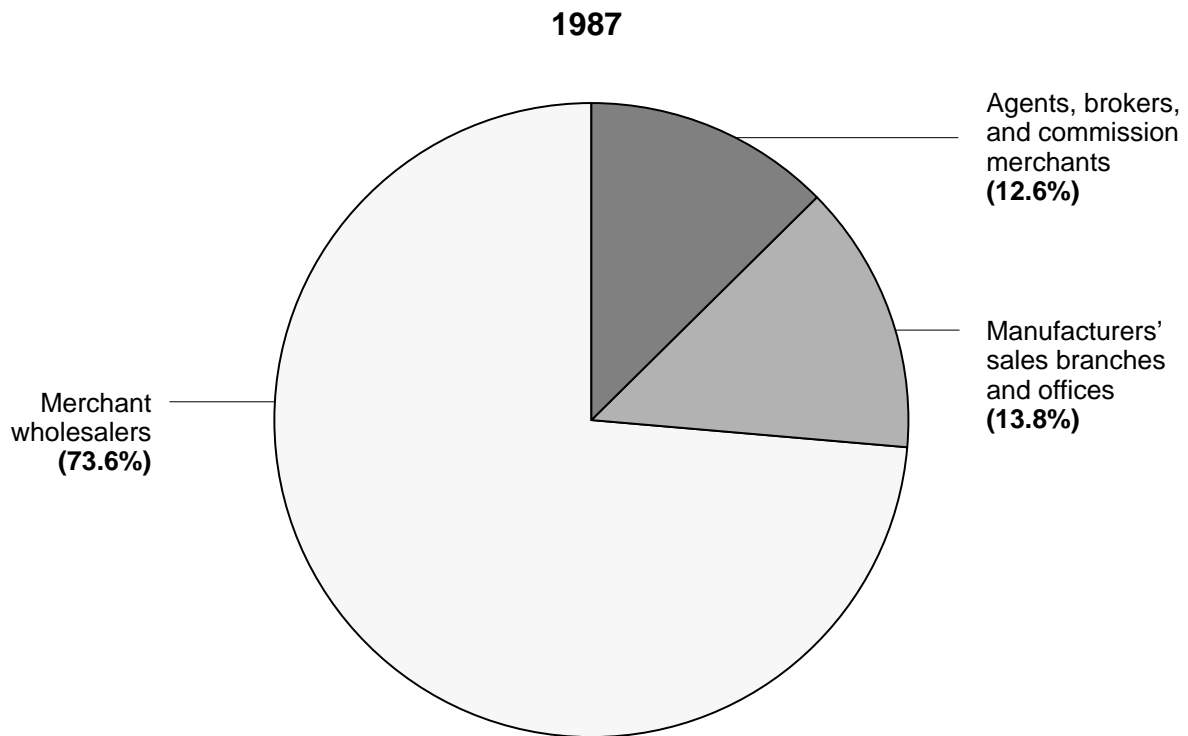
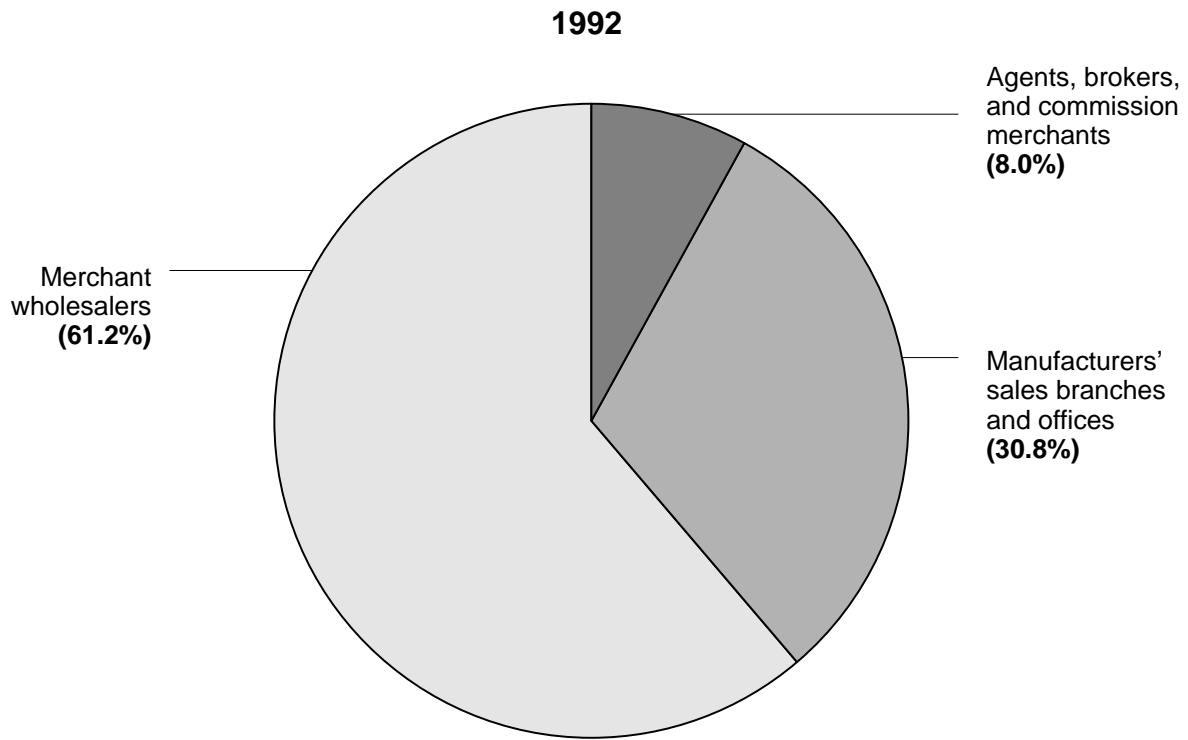




Figure 2. **Wholesale Sales by Industry Group: 1992 and 1987**

(Millions of dollars. For meaning of abbreviations and symbols, see introductory text)

1992 
1987 

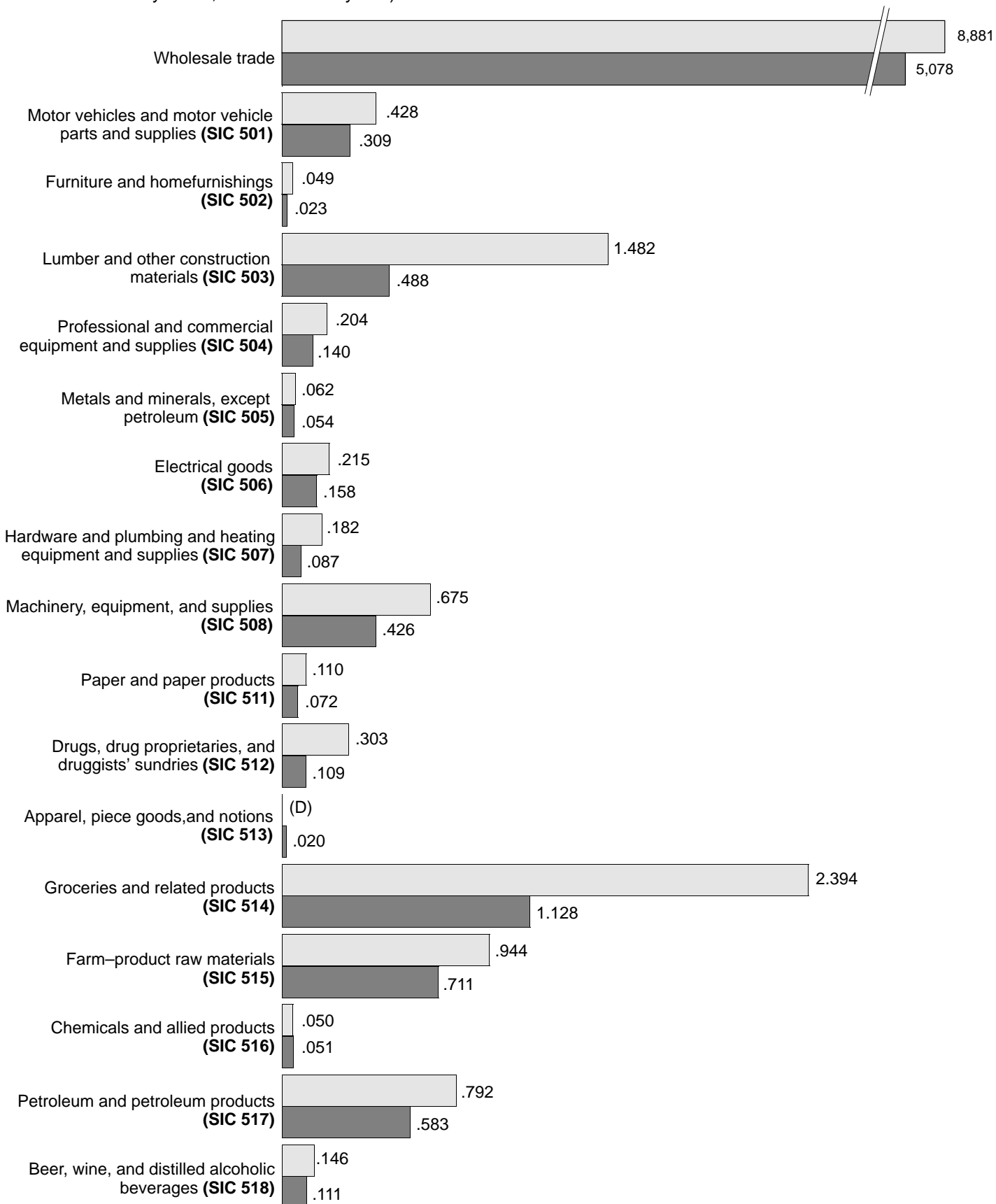


Figure 3. **Wholesale Employment by Industry Group: 1992 and 1987**
 (Number. For meaning of abbreviations and symbols, see introductory text)

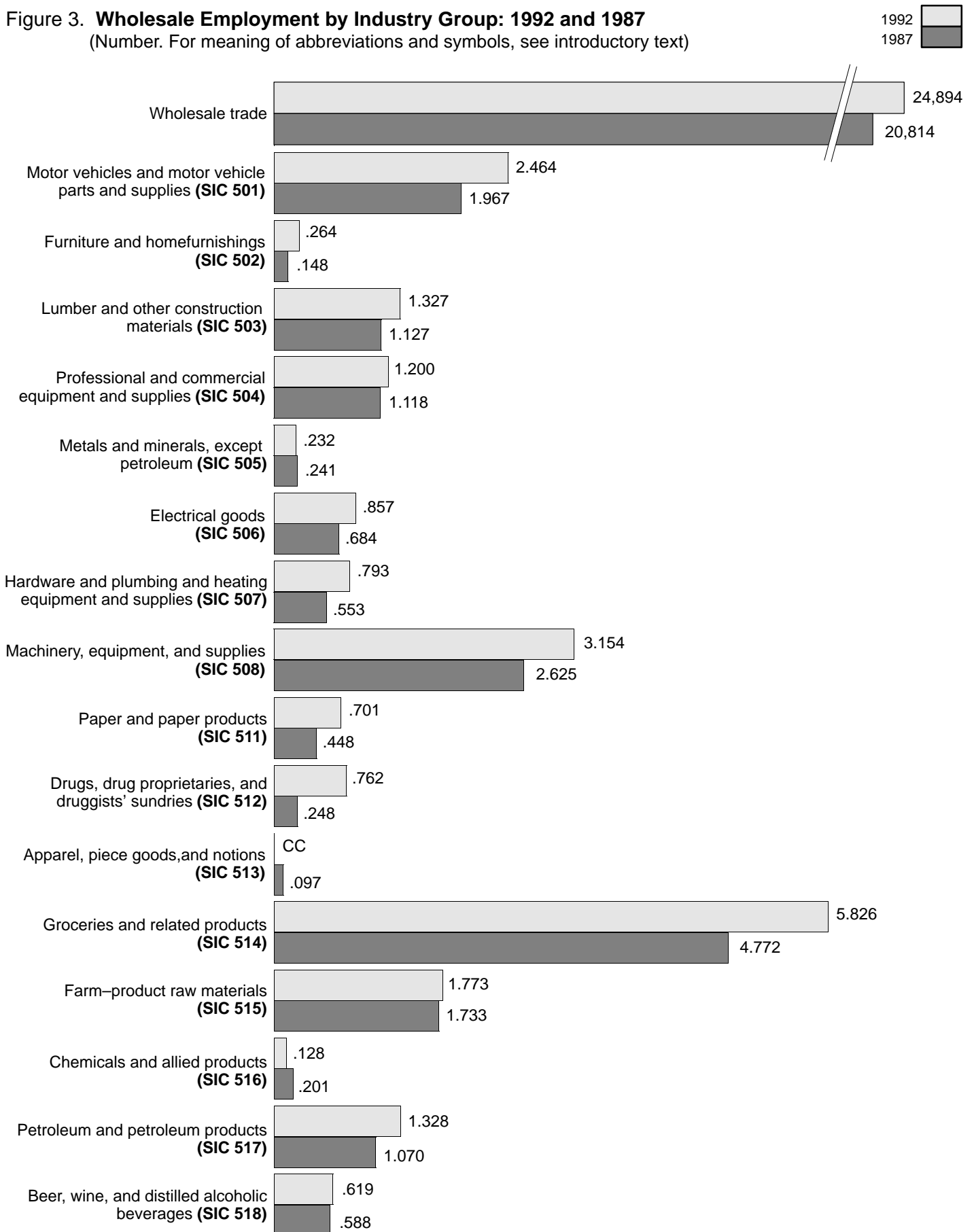




Table 1. Summary Statistics for the State: 1992

[For meaning of abbreviations and symbols, see introductory text. For explanation of terms and comparability of 1987 and 1992 censuses, see appendix A]

SIC code	Type of operation and kind of business	Establishments (number)	Sales (\$1,000)	Annual payroll (\$1,000)	First-quarter payroll (\$1,000)	Paid employees for pay period including March 12 (number)	Operating expenses (\$1,000)	End-of-1991 inventories (\$1,000)	End-of-1992 inventories (\$1,000)
	Wholesale trade	2 288	8 880 966	528 225	122 449	24 894	1 108 762	757 281	804 838
	TYPES OF OPERATION								
	Merchant wholesalers	2 044	5 435 858	444 244	103 364	21 720	933 311	614 568	644 121
	Wholesale distributors and jobbers	1 856	4 547 283	382 750	88 592	17 842	788 425	492 891	516 510
	Importers	15	28 376	3 122	722	139	7 635	4 623	2 945
	Exporters	26	(D)	(D)	(D)	EE	(D)	(D)	(D)
	Terminal grain elevators	3	(D)	(D)	(D)	BB	(D)	(D)	(D)
	Country grain elevators	83	341 059	11 571	2 803	588	26 106	49 215	52 656
	Assemblers of farm products, except country grain elevators	61	299 927	37 750	9 289	2 778	85 110	39 985	41 860
	Manufacturers' sales branches and sales offices	165	2 733 688	69 722	15 800	1 962	149 987	142 188	160 128
	Sales branches (with stock)	124	1 526 454	59 601	13 348	1 647	120 766	142 188	160 128
	Sales offices (without stock)	41	1 207 234	10 121	2 452	315	29 221	-	-
	Agents, brokers, and commission merchants	79	711 420	14 259	3 285	1 212	25 464	525	589
	Auction companies	15	333 273	4 253	1 078	809	6 950	20	68
	Brokers	21	261 202	5 692	1 272	231	10 551	413	428
	Commission merchants	16	(D)	(D)	(D)	CC	(D)	(D)	(D)
	Import agents	-	-	-	-	-	-	-	-
	Export agents	1	(D)	(D)	(D)	AA	(D)	(D)	(D)
	Manufacturers' agents	26	73 766	1 580	418	61	3 447	92	93
	TYPES OF OPERATION BY KIND OF BUSINESS								
	Wholesale trade	2 288	8 880 966	528 225	122 449	24 894	1 108 762	757 281	804 838
50	Durable goods	1 268	3 427 968	263 225	60 962	11 152	506 903	374 216	396 402
501	Motor vehicles and motor vehicle parts and supplies	267	428 311	43 142	9 843	2 464	80 793	57 257	58 920
5012	Automobiles and other motor vehicles	40	200 778	12 589	2 773	762	21 816	12 511	15 155
5013	Motor vehicle supplies and new parts	164	150 118	21 025	5 049	1 241	39 789	34 484	32 970
5014	Tires and tubes	30	(D)	(D)	(D)	EE	(D)	(D)	(D)
5015	Motor vehicle parts, used	33	(D)	(D)	(D)	CC	(D)	(D)	(D)
502	Furniture and homefurnishings	33	48 632	5 688	1 049	264	11 897	3 983	4 756
5021	Furniture	15	25 214	3 004	488	114	5 884	1 929	2 244
5023	Homefurnishings	18	23 418	2 684	561	150	6 013	2 054	2 512
503	Lumber and other construction materials	108	1 481 967	39 829	8 955	1 327	79 313	29 851	40 437
5031	Lumber, plywood, millwork, and wood panels	60	1 384 099	31 196	7 142	952	63 040	22 521	32 125
5032	Brick, stone, and related construction materials	13	18 592	2 418	460	92	4 321	1 901	2 029
5033	Roofing, siding, and insulation materials	17	45 533	2 821	732	165	6 036	3 516	4 128
5039	Construction materials, n.e.c.	18	33 743	3 394	621	118	5 916	1 913	2 155
504	Professional and commercial equipment and supplies	144	204 465	35 154	8 180	1 200	61 493	19 920	21 937
5043	Photographic equipment and supplies	1	(D)	(D)	(D)	AA	(D)	(D)	(D)
5044	Office equipment	39	41 437	10 290	2 516	439	17 997	4 903	5 584
5045	Computers and computer peripheral equipment and software	15	86 117	15 472	3 692	409	26 055	6 381	5 934
5046	Commercial equipment, n.e.c.	54	15 758	2 278	546	111	4 156	1 803	1 938
5047	Medical, dental, and hospital equipment and supplies	20	33 819	4 210	809	126	8 381	3 883	4 664
5048	Ophthalmic goods	6	(D)	(D)	(D)	BB	(D)	(D)	(D)
5049	Professional equipment and supplies, n.e.c.	9	(D)	(D)	(D)	BB	(D)	(D)	(D)
505	Metals and minerals, except petroleum	30	62 013	4 950	1 173	232	15 237	8 755	9 496
5051	Metals service centers and offices	29	(D)	(D)	(D)	CC	(D)	(D)	(D)
5052	Coal and other minerals and ores	1	(D)	(D)	(D)	AA	(D)	(D)	(D)
506	Electrical goods	130	215 069	21 367	5 636	857	39 627	24 892	24 134
5063	Electrical apparatus and equipment, wiring supplies, and construction materials	72	146 892	12 810	3 528	479	23 466	16 119	16 883
5064	Electrical appliances, television and radio sets	5	3 164	214	70	24	556	367	387
5065	Electronic parts and equipment, n.e.c.	53	65 013	8 343	2 038	354	15 605	8 406	6 864
507	Hardware, and plumbing and heating equipment and supplies	104	182 107	19 531	4 400	793	35 051	29 913	29 804
5072	Hardware	30	32 448	5 431	1 180	252	8 507	5 725	6 297
5074	Plumbing and heating equipment and supplies (hydronics)	43	106 302	9 396	2 166	382	18 171	18 322	16 881
5075	Warm air heating and air-conditioning equipment and supplies	23	35 570	3 753	808	123	6 581	4 547	5 182
5078	Refrigeration equipment and supplies	8	7 787	951	246	36	1 792	1 319	1 444
508	Machinery, equipment, and supplies	341	674 998	78 964	18 295	3 154	144 621	185 143	192 215
5082	Construction and mining (except petroleum) machinery and equipment	28	127 912	14 764	3 379	499	24 870	44 954	48 963
5083	Farm and garden machinery and equipment	141	319 704	32 384	7 498	1 471	62 229	106 869	110 298
5084	Industrial machinery and equipment	77	110 119	13 235	3 088	500	25 416	15 569	13 835
5085	Industrial supplies	64	88 640	11 711	2 989	433	20 593	14 189	15 386
5087	Service establishment equipment and supplies	27	26 173	6 519	1 256	231	10 802	3 462	3 603
5088	Transportation equipment and supplies, except motor vehicles	4	2 450	351	85	20	711	100	130
509	Miscellaneous durable goods	111	130 406	14 600	3 431	861	38 871	14 502	14 703
5091	Sporting and recreational goods and supplies	26	55 544	4 515	1 005	293	10 678	9 395	9 214
5092	Toys and hobby goods and supplies	7	1 959	366	82	27	1 005	225	347
5093	Scrap and waste materials	34	40 218	5 423	1 173	301	18 674	1 279	1 348
5094	Jewelry, watches, precious stones, and precious metals	8	2 646	257	66	22	578	200	226
5099	Durable goods, n.e.c.	36	30 039	4 039	1 105	218	7 936	3 403	3 568

WHOLESALE TRADE—GEOGRAPHIC AREA SERIES

IDAHO ID-7

Table 1. Summary Statistics for the State: 1992 —Con.

[For meaning of abbreviations and symbols, see introductory text. For explanation of terms and comparability of 1987 and 1992 censuses, see appendix A]

SIC code	Type of operation and kind of business	Estab-lish-ments (number)	Sales (\$1,000)	Annual payroll (\$1,000)	First-quarter payroll (\$1,000)	Paid employees for pay period including March 12 (number)	Operating expenses (\$1,000)	End-of-1991 inventories (\$1,000)	End-of-1992 inventories (\$1,000)
TYPES OF OPERATION BY KIND OF BUSINESS — Con.									
Merchant wholesalers — Con.									
50	Durable goods — Con.								
507	Hardware, and plumbing and heating equipment and supplies	100	176 399	19 200	4 326	777	34 426	29 091	29 013
5072	Hardware	30	32 448	5 431	1 180	252	8 507	5 725	6 297
5074	Plumbing and heating equipment and supplies (hydronics)	41	(D)	(D)	(D)	EE	(D)	(D)	(D)
5075	Warm air heating and air-conditioning equipment and supplies	21	(D)	(D)	(D)	CC	(D)	(D)	(D)
5078	Refrigeration equipment and supplies	8	7 787	951	246	36	1 792	1 319	1 444
508	Machinery, equipment, and supplies	322	624 138	75 863	17 571	3 028	137 714	169 221	175 810
5082	Construction and mining (except petroleum) machinery and equipment	28	127 912	14 764	3 379	499	24 870	44 954	48 963
5083	Farm and garden machinery and equipment	128	279 154	29 833	6 893	1 373	56 438	91 377	94 086
5084	Industrial machinery and equipment	73	(D)	(D)	(D)	EE	(D)	(D)	(D)
5085	Industrial supplies	62	(D)	(D)	(D)	EE	(D)	(D)	(D)
5087	Service establishment equipment and supplies	27	26 173	6 519	1 256	231	10 802	3 462	3 603
5088	Transportation equipment and supplies, except motor vehicles	4	2 450	351	85	20	711	100	130
509	Miscellaneous durable goods	101	(D)	(D)	(D)	FF	(D)	(D)	(D)
5091	Sporting and recreational goods and supplies	22	49 687	4 423	984	286	10 395	9 395	9 214
5092	Toys and hobby goods and supplies	7	1 959	366	82	27	1 005	225	347
5093	Scrap and waste materials	33	(D)	(D)	(D)	EE	(D)	(D)	(D)
5094	Jewelry, watches, precious stones, and precious metals	7	(D)	(D)	(D)	BB	(D)	(D)	(D)
5099	Durable goods, n.e.c.	32	(D)	(D)	(D)	CC	(D)	(D)	(D)
51	Nondurable goods	868	3 303 254	218 256	51 000	11 746	497 166	267 878	279 537
511	Paper and paper products	62	94 581	12 107	2 920	668	21 981	9 369	9 076
5111	Printing and writing paper	5	(D)	(D)	(D)	BB	(D)	(D)	(D)
5112	Stationery and office supplies	45	(D)	(D)	(D)	EE	(D)	(D)	(D)
5113	Industrial and personal service paper	12	(D)	(D)	(D)	CC	(D)	(D)	(D)
512	Drugs, drug proprietaries, and druggists' sundries	14	(D)	(D)	(D)	FF	(D)	(D)	(D)
5122	Drugs, drug proprietaries, and druggists' sundries	14	(D)	(D)	(D)	FF	(D)	(D)	(D)
513	Apparel, piece goods, and notions	19	(D)	(D)	(D)	CC	(D)	(D)	(D)
5131	Piece goods, notions, and other dry goods	8	1 531	280	51	14	633	224	284
5136	Men's and boys' clothing and furnishings	7	(D)	(D)	(D)	BB	(D)	(D)	(D)
5137	Women's, children's, and infants' clothing and accessories	4	(D)	(D)	(D)	AA	(D)	(D)	(D)
5139	Footwear	-	-	-	-	-	-	-	-
514	Groceries and related products	150	896 576	74 601	18 196	4 763	167 993	36 178	38 960
5141	Groceries, general line	14	(D)	(D)	(D)	FF	(D)	(D)	(D)
5142	Packaged frozen foods	10	22 714	3 368	748	266	7 158	1 940	1 856
5143	Dairy products, except dried or canned	8	(D)	(D)	(D)	BB	(D)	(D)	(D)
5144	Poultry and poultry products	4	(D)	(D)	(D)	BB	(D)	(D)	(D)
5145	Confectionery	4	(D)	(D)	(D)	BB	(D)	(D)	(D)
5146	Fish and seafoods	2	(D)	(D)	(D)	AA	(D)	(D)	(D)
5147	Meats and meat products	13	(D)	(D)	(D)	CC	(D)	(D)	(D)
5148	Fresh fruits and vegetables	63	317 416	38 200	9 682	3 074	79 335	4 571	5 300
5149	Groceries and related products, n.e.c.	32	141 701	15 188	3 534	562	34 307	7 617	8 355
515	Farm-product raw materials	149	(D)	(D)	(D)	GG	(D)	(D)	(D)
5153	Grain and field beans	135	586 853	23 924	5 668	1 209	52 274	79 310	76 355
5154	Livestock	7	(D)	(D)	(D)	AA	(D)	(D)	(D)
5159	Farm-product raw materials, n.e.c.	7	(D)	(D)	(D)	BB	(D)	(D)	(D)
516	Chemicals and allied products	30	(D)	(D)	(D)	CC	(D)	(D)	(D)
5162	Plastics materials and basic forms and shapes	4	(D)	(D)	(D)	AA	(D)	(D)	(D)
5169	Chemicals and allied products, n.e.c.	26	(D)	(D)	(D)	CC	(D)	(D)	(D)
517	Petroleum and petroleum products	159	(D)	(D)	(D)	GG	(D)	(D)	(D)
5171	Petroleum bulk stations and terminals	133	(D)	(D)	(D)	GG	(D)	(D)	(D)
5172	Petroleum and petroleum products wholesalers, except bulk stations and terminals	26	(D)	(D)	(D)	CC	(D)	(D)	(D)
518	Beer, wine, and distilled alcoholic beverages	46	124 759	14 311	3 278	576	29 285	7 447	8 684
5181	Beer and ale	35	(D)	(D)	(D)	EE	(D)	(D)	(D)
5182	Wine and distilled alcoholic beverages	11	(D)	(D)	(D)	CC	(D)	(D)	(D)
519	Miscellaneous nondurable goods	239	563 290	44 288	9 627	2 189	109 857	97 559	112 074
5191	Farm supplies	170	444 773	33 982	7 575	1 625	90 820	88 333	102 327
5192	Books, periodicals, and newspapers	7	(D)	(D)	(D)	BB	(D)	(D)	(D)
5193	Flowers, nursery stock, and florists' supplies	11	13 355	2 522	405	97	5 017	1 501	1 413
5194	Tobacco and tobacco products	10	72 938	3 138	651	158	5 100	4 985	5 562
5198	Paints, varnishes, and supplies	10	4 918	729	158	40	1 399	584	619
5199	Nondurable goods, n.e.c.	31	(D)	(D)	(D)	CC	(D)	(D)	(D)
Manufacturers' sales branches and sales offices									
50	Durable goods	62	1 177 095	33 829	7 812	792	64 863	27 434	31 725
501	Motor vehicles and motor vehicle parts and supplies	3	(D)	(D)	(D)	AA	(D)	(D)	(D)
502	Furniture and homefurnishings	2	(D)	(D)	(D)	AA	(D)	(D)	(D)
503	Lumber and other construction materials	16	(D)	(D)	(D)	EE	(D)	(D)	(D)
504	Professional and commercial equipment and supplies	12	(D)	(D)	(D)	CC	(D)	(D)	(D)
505	Metals and minerals, except petroleum	3	3 909	329	67	9	915	1 303	1 402
506	Electrical goods	9	22 082	2 145	470	55	3 511	603	704

Table 1. **Summary Statistics for the State: 1992** —Con.

[For meaning of abbreviations and symbols, see introductory text. For explanation of terms and comparability of 1987 and 1992 censuses, see appendix A]

SIC code	Type of operation and kind of business	Estab-lish-ments (number)	Sales (\$1,000)	Annual payroll (\$1,000)	First-quarter payroll (\$1,000)	Paid employees for pay period including March 12 (number)	Operating expenses (\$1,000)	End-of-1991 inventories (\$1,000)	End-of-1992 inventories (\$1,000)
TYPES OF OPERATION BY KIND OF BUSINESS									
— Con.									
Manufacturers' sales branches and sales offices—Con.									
50	Durable goods —Con.								
507	Hardware, and plumbing and heating equipment and supplies -----	3	(D)	(D)	(D)	AA	(D)	(D)	(D)
508	Machinery, equipment, and supplies -----	14	42 222	2 782	660	111	5 994	15 832	16 315
509	Miscellaneous durable goods -----	—	—	—	—	—	—	—	—
51	Nondurable goods -----	103	1 556 593	35 893	7 988	1 170	85 124	114 754	128 403
511	Paper and paper products -----	8	(D)	(D)	(D)	BB	(D)	(D)	(D)
512	Drugs, drug proprietaries, and druggists' sundries -----	1	(D)	(D)	(D)	AA	(D)	(D)	(D)
513	Apparel, piece goods, and notions -----	—	—	—	—	—	—	—	—
514	Groceries and related products -----	43	1 212 149	23 432	5 249	767	56 723	93 299	108 750
515	Farm-product raw materials -----	—	—	—	—	—	—	—	—
516	Chemicals and allied products -----	2	(D)	(D)	(D)	AA	(D)	(D)	(D)
517	Petroleum and petroleum products -----	12	(D)	(D)	(D)	BB	(D)	(D)	(D)
518	Beer, wine, and distilled alcoholic beverages -----	2	(D)	(D)	(D)	BB	(D)	(D)	(D)
519	Miscellaneous nondurable goods -----	35	(D)	(D)	(D)	EE	(D)	(D)	(D)
	Agents, brokers, and commission merchants ----	79	711 420	14 259	3 285	1 212	25 464	525	589
50	Durable goods -----	30	118 269	3 408	786	386	5 895	92	93
501	Motor vehicles and motor vehicle parts and supplies -----	4	(D)	(D)	(D)	EE	(D)	(D)	(D)
502	Furniture and homefurnishings -----	—	—	—	—	—	—	—	—
503	Lumber and other construction materials -----	1	(D)	(D)	(D)	AA	(D)	(D)	(D)
504	Professional and commercial equipment and supplies -----	2	(D)	(D)	(D)	AA	(D)	(D)	(D)
505	Metals and minerals, except petroleum -----	—	—	—	—	—	—	—	—
506	Electrical goods -----	7	23 649	753	232	20	1 222	—	—
507	Hardware, and plumbing and heating equipment and supplies -----	1	(D)	(D)	(D)	AA	(D)	(D)	(D)
508	Machinery, equipment, and supplies -----	5	8 638	319	64	15	913	90	90
509	Miscellaneous durable goods -----	10	(D)	(D)	(D)	BB	(D)	(D)	(D)
51	Nondurable goods -----	49	593 151	10 851	2 499	826	19 569	433	496
511	Paper and paper products -----	2	(D)	(D)	(D)	AA	(D)	(D)	(D)
512	Drugs, drug proprietaries, and druggists' sundries -----	1	(D)	(D)	(D)	AA	(D)	(D)	(D)
513	Apparel, piece goods, and notions -----	2	(D)	(D)	(D)	AA	(D)	(D)	(D)
514	Groceries and related products -----	24	285 386	7 551	1 577	296	13 552	413	428
515	Farm-product raw materials -----	15	(D)	(D)	(D)	FF	(D)	(D)	(D)
516	Chemicals and allied products -----	—	—	—	—	—	—	—	—
517	Petroleum and petroleum products -----	—	—	—	—	—	—	—	—
518	Beer, wine, and distilled alcoholic beverages -----	2	(D)	(D)	(D)	AA	(D)	(D)	(D)
519	Miscellaneous nondurable goods -----	3	(D)	(D)	(D)	AA	(D)	(D)	(D)

Table 2. Selected Ratios for the State: 1992 — Con.

[For meaning of abbreviations and symbols, see introductory text. For explanation of terms and comparability of 1987 and 1992 censuses, see appendix A]

SIC code	Type of operation and kind of business	Sales		Annual payroll		Employees per establishment ¹ (number)	Operating expenses as percent of sales	End-of-1992 inventories as percent of sales
		Per establishment (dollars)	Per employee ¹ (dollars)	Per employee ¹ (dollars)	As percent of operating expenses			
Wholesale trade — Con.								
51	Nondurable goods — Con.							
517	Petroleum and petroleum products	4 628 678	596 012	20 757	39.5	8	8.8	3.4
5171	Petroleum bulk stations and terminals	(D)	(D)	(D)	(D)	(D)	(D)	(D)
5172	Petroleum and petroleum products wholesalers, except bulk stations and terminals	(D)	(D)	(D)	(D)	(D)	(D)	(D)
518	Beer, wine, and distilled alcoholic beverages	2 926 540	236 393	25 026	47.7	12	22.2	6.2
5181	Beer and ale	3 232 167	226 377	24 325	47.4	14	22.7	5.1
5182	Wine and distilled alcoholic beverages	2 140 643	285 419	28 457	49.1	8	20.3	10.9
519	Miscellaneous nondurable goods	(D)	(D)	(D)	(D)	(D)	(D)	(D)
5191	Farm supplies	2 728 419	291 510	21 947	38.2	9	19.7	20.2
5192	Books, periodicals, and newspapers	2 473 750	341 207	25 224	46.3	7	16.0	2.2
5193	Flowers, nursery stock, and florists' supplies	1 214 091	137 680	26 000	50.3	9	37.6	10.6
5194	Tobacco and tobacco products	7 293 800	461 633	19 861	61.5	16	7.0	7.6
5198	Paints, varnishes, and supplies	491 800	122 950	18 225	52.1	4	28.4	12.6
5199	Nondurable goods, n.e.c.	(D)	(D)	(D)	(D)	(D)	(D)	(D)
	Merchant wholesalers	2 659 422	250 270	20 453	47.6	11	17.2	11.8
50	Durable goods	1 813 439	213 816	22 658	51.8	8	20.5	17.1
501	Motor vehicles and motor vehicle parts and supplies	(D)	(D)	(D)	(D)	(D)	(D)	(D)
5012	Automobiles and other motor vehicles	(D)	(D)	(D)	(D)	(D)	(D)	(D)
5013	Motor vehicle supplies and new parts	924 456	120 352	16 929	53.0	8	26.6	22.1
5014	Tires and tubes	(D)	(D)	(D)	(D)	(D)	(D)	(D)
5015	Motor vehicle parts, used	(D)	(D)	(D)	(D)	(D)	(D)	(D)
502	Furniture and home furnishings	(D)	(D)	(D)	(D)	(D)	(D)	(D)
5021	Furniture	(D)	(D)	(D)	(D)	(D)	(D)	(D)
5023	Home furnishings	(D)	(D)	(D)	(D)	(D)	(D)	(D)
503	Lumber and other construction materials	4 768 297	453 412	25 283	52.9	11	10.5	7.3
5031	Lumber, plywood, millwork, and wood panels	6 727 922	571 873	26 958	52.7	12	9.0	6.9
5032	Brick, stone, and related construction materials	(D)	(D)	(D)	(D)	(D)	(D)	(D)
5033	Roofing, siding, and insulation materials	(D)	(D)	(D)	(D)	(D)	(D)	(D)
5039	Construction materials, n.e.c.	(D)	(D)	(D)	(D)	(D)	(D)	(D)
504	Professional and commercial equipment and supplies	1 144 285	152 259	22 991	53.8	8	28.1	12.8
5043	Photographic equipment and supplies	(D)	(D)	(D)	(D)	(D)	(D)	(D)
5044	Office equipment	(D)	(D)	(D)	(D)	(D)	(D)	(D)
5045	Computers and computer peripheral equipment and software	(D)	(D)	(D)	(D)	(D)	(D)	(D)
5046	Commercial equipment, n.e.c.	1 050 533	141 964	20 523	54.8	7	26.4	12.3
5047	Medical, dental, and hospital equipment and supplies	1 690 950	268 405	33 413	50.2	6	24.8	13.8
5048	Ophthalmic goods	(D)	(D)	(D)	(D)	(D)	(D)	(D)
5049	Professional equipment and supplies, n.e.c.	(D)	(D)	(D)	(D)	(D)	(D)	(D)
505	Metals and minerals, except petroleum	2 152 000	260 556	20 722	32.3	8	24.6	13.9
5051	Metals service centers and offices	(D)	(D)	(D)	(D)	(D)	(D)	(D)
5052	Coal and other minerals and ores	(D)	(D)	(D)	(D)	(D)	(D)	(D)
506	Electrical goods	1 485 421	216 545	23 618	52.9	7	20.6	13.8
5063	Electrical apparatus and equipment, wiring supplies, and construction materials	2 022 968	280 103	26 009	53.9	7	17.2	13.0
5064	Electrical appliances, television and radio sets	(D)	(D)	(D)	(D)	(D)	(D)	(D)
5065	Electronic parts and equipment, n.e.c.	(D)	(D)	(D)	(D)	(D)	(D)	(D)
507	Hardware, and plumbing and heating equipment and supplies	1 763 990	227 026	24 710	55.8	8	19.5	16.4
5072	Hardware	1 081 600	128 762	21 552	63.8	8	26.2	19.4
5074	Plumbing and heating equipment and supplies (hydronics)	(D)	(D)	(D)	(D)	(D)	(D)	(D)
5075	Warm air heating and air-conditioning equipment and supplies	(D)	(D)	(D)	(D)	(D)	(D)	(D)
5078	Refrigeration equipment and supplies	973 375	216 306	26 417	53.1	5	23.0	18.5
508	Machinery, equipment, and supplies	1 938 317	206 122	25 054	55.1	9	22.1	28.2
5082	Construction and mining (except petroleum) machinery and equipment	4 568 286	256 337	29 587	59.4	18	19.4	38.3
5083	Farm and garden machinery and equipment	2 180 891	203 317	21 728	52.9	11	20.2	33.7
5084	Industrial machinery and equipment	(D)	(D)	(D)	(D)	(D)	(D)	(D)
5085	Industrial supplies	(D)	(D)	(D)	(D)	(D)	(D)	(D)
5087	Service establishment equipment and supplies	969 370	113 303	28 221	60.3	9	41.3	13.8
5088	Transportation equipment and supplies, except motor vehicles	612 500	122 500	17 550	49.4	5	29.0	5.3
509	Miscellaneous durable goods	(D)	(D)	(D)	(D)	(D)	(D)	(D)
5091	Sporting and recreational goods and supplies	2 258 500	173 731	15 465	42.5	13	20.9	18.5
5092	Toys and hobby goods and supplies	279 857	72 556	13 556	36.4	4	51.3	17.7
5093	Scrap and waste materials	(D)	(D)	(D)	(D)	(D)	(D)	(D)
5094	Jewelry, watches, precious stones, and precious metals	(D)	(D)	(D)	(D)	(D)	(D)	(D)
5099	Durable goods, n.e.c.	(D)	(D)	(D)	(D)	(D)	(D)	(D)
51	Nondurable goods	3 805 592	281 224	18 581	43.9	14	15.1	8.5
511	Paper and paper products	1 525 500	141 588	18 124	55.1	11	23.2	9.6
5111	Printing and writing paper	(D)	(D)	(D)	(D)	(D)	(D)	(D)
5112	Stationery and office supplies	(D)	(D)	(D)	(D)	(D)	(D)	(D)
5113	Industrial and personal service paper	(D)	(D)	(D)	(D)	(D)	(D)	(D)
512	Drugs, drug proprietaries, and druggists' sundries	(D)	(D)	(D)	(D)	(D)	(D)	(D)
5122	Drugs, drug proprietaries, and druggists' sundries	(D)	(D)	(D)	(D)	(D)	(D)	(D)
513	Apparel, piece goods, and notions	(D)	(D)	(D)	(D)	(D)	(D)	(D)
5131	Piece goods, notions, and other dry goods	191 375	109 357	20 000	44.2	2	41.3	18.5
5136	Men's and boys' clothing and furnishings	(D)	(D)	(D)	(D)	(D)	(D)	(D)
5137	Women's, children's, and infants' clothing and accessories	(D)	(D)	(D)	(D)	(D)	(D)	(D)
5139	Footwear	(D)	(D)	(D)	(D)	(D)	(D)	(D)

See footnotes at end of table.

ID-12 IDAHO

WHOLESALE TRADE—GEOGRAPHIC AREA SERIES

Table 2. Selected Ratios for the State: 1992 – Con.

[For meaning of abbreviations and symbols, see introductory text. For explanation of terms and comparability of 1987 and 1992 censuses, see appendix A]

SIC code	Type of operation and kind of business	Sales		Annual payroll		Employees per establishment ¹ (number)	Operating expenses as percent of sales	End-of-1992 inventories as percent of sales
		Per establishment (dollars)	Per employee ¹ (dollars)	Per employee ¹ (dollars)	As percent of operating expenses			
Merchant wholesalers – Con.								
51	Nondurable goods – Con.							
514	Groceries and related products	5 977 173	188 238	15 663	44.4	32	18.7	4.3
5141	Groceries, general line	(D)	(D)	(D)	(D)	(D)	(D)	(D)
5142	Packaged frozen foods	2 271 400	85 391	12 662	47.1	27	31.5	8.2
5143	Dairy products, except dried or canned	(D)	(D)	(D)	(D)	(D)	(D)	(D)
5144	Poultry and poultry products	(D)	(D)	(D)	(D)	(D)	(D)	(D)
5145	Confectionery	(D)	(D)	(D)	(D)	(D)	(D)	(D)
5146	Fish and seafoods	(D)	(D)	(D)	(D)	(D)	(D)	(D)
5147	Meats and meat products	(D)	(D)	(D)	(D)	(D)	(D)	(D)
5148	Fresh fruits and vegetables	5 038 349	103 258	12 427	48.2	49	25.0	1.7
5149	Groceries and related products, n.e.c.	4 428 156	252 137	27 025	44.3	18	24.2	5.9
515	Farm-product raw materials	(D)	(D)	(D)	(D)	(D)	(D)	(D)
5153	Grain and field beans	4 347 059	485 404	19 788	45.8	9	8.9	13.0
5154	Livestock	(D)	(D)	(D)	(D)	(D)	(D)	(D)
5159	Farm-product raw materials, n.e.c.	(D)	(D)	(D)	(D)	(D)	(D)	(D)
516	Chemicals and allied products	(D)	(D)	(D)	(D)	(D)	(D)	(D)
5162	Plastics materials and basic forms and shapes	(D)	(D)	(D)	(D)	(D)	(D)	(D)
5169	Chemicals and allied products, n.e.c.	(D)	(D)	(D)	(D)	(D)	(D)	(D)
517	Petroleum and petroleum products	(D)	(D)	(D)	(D)	(D)	(D)	(D)
5171	Petroleum bulk stations and terminals	(D)	(D)	(D)	(D)	(D)	(D)	(D)
5172	Petroleum and petroleum products wholesalers, except bulk stations and terminals	(D)	(D)	(D)	(D)	(D)	(D)	(D)
518	Beer, wine, and distilled alcoholic beverages	2 712 152	216 595	24 845	48.9	13	23.5	7.0
5181	Beer and ale	(D)	(D)	(D)	(D)	(D)	(D)	(D)
5182	Wine and distilled alcoholic beverages	(D)	(D)	(D)	(D)	(D)	(D)	(D)
519	Miscellaneous nondurable goods	2 356 862	257 328	20 232	40.3	9	19.5	19.9
5191	Farm supplies	2 616 312	273 706	20 912	37.4	10	20.4	23.0
5192	Books, periodicals, and newspapers	(D)	(D)	(D)	(D)	(D)	(D)	(D)
5193	Flowers, nursery stock, and florists' supplies	1 214 091	137 680	26 000	50.3	9	37.6	10.6
5194	Tobacco and tobacco products	7 293 800	461 633	19 861	61.5	16	7.0	7.6
5198	Paints, varnishes, and supplies	491 800	122 950	18 225	52.1	4	28.4	12.6
5199	Nondurable goods, n.e.c.	(D)	(D)	(D)	(D)	(D)	(D)	(D)
	Manufacturers' sales branches and sales offices	16 567 806	1 393 317	35 536	46.5	12	5.5	5.9
50	Durable goods	18 985 403	1 486 231	42 713	52.2	13	5.5	2.7
501	Motor vehicles and motor vehicle parts and supplies	(D)	(D)	(D)	(D)	(D)	(D)	(D)
502	Furniture and homefurnishings	(D)	(D)	(D)	(D)	(D)	(D)	(D)
503	Lumber and other construction materials	(D)	(D)	(D)	(D)	(D)	(D)	(D)
504	Professional and commercial equipment and supplies	(D)	(D)	(D)	(D)	(D)	(D)	(D)
505	Metals and minerals, except petroleum	1 303 000	434 333	36 556	36.0	3	23.4	35.9
506	Electrical goods	2 453 556	401 491	39 000	61.1	6	15.9	3.2
507	Hardware, and plumbing and heating equipment and supplies	(D)	(D)	(D)	(D)	(D)	(D)	(D)
508	Machinery, equipment, and supplies	3 015 857	380 378	25 063	46.4	8	14.2	38.6
509	Miscellaneous durable goods	–	–	–	–	–	–	–
51	Nondurable goods	15 112 553	1 330 421	30 678	42.2	11	5.5	8.2
511	Paper and paper products	(D)	(D)	(D)	(D)	(D)	(D)	(D)
512	Drugs, drug proprietaries, and druggists' sundries	(D)	(D)	(D)	(D)	(D)	(D)	(D)
513	Apparel, piece goods, and notions	–	–	–	–	–	–	–
514	Groceries and related products	28 189 512	1 580 377	30 550	41.3	18	4.7	9.0
515	Farm-product raw materials	(D)	(D)	(D)	(D)	(D)	(D)	(D)
516	Chemicals and allied products	(D)	(D)	(D)	(D)	(D)	(D)	(D)
517	Petroleum and petroleum products	(D)	(D)	(D)	(D)	(D)	(D)	(D)
518	Beer, wine, and distilled alcoholic beverages	(D)	(D)	(D)	(D)	(D)	(D)	(D)
519	Miscellaneous nondurable goods	(D)	(D)	(D)	(D)	(D)	(D)	(D)
	Agents, brokers, and commission merchants	9 005 316	586 980	11 765	56.0	15	3.6	.1
50	Durable goods	3 942 300	306 396	8 829	57.8	13	5.0	.1
501	Motor vehicles and motor vehicle parts and supplies	(D)	(D)	(D)	(D)	(D)	(D)	(D)
502	Furniture and homefurnishings	(D)	(D)	(D)	(D)	(D)	(D)	(D)
503	Lumber and other construction materials	(D)	(D)	(D)	(D)	(D)	(D)	(D)
504	Professional and commercial equipment and supplies	(D)	(D)	(D)	(D)	(D)	(D)	(D)
505	Metals and minerals, except petroleum	–	–	–	–	–	–	–
506	Electrical goods	3 378 429	1 182 450	37 650	61.6	3	5.2	–
507	Hardware, and plumbing and heating equipment and supplies	(D)	(D)	(D)	(D)	(D)	(D)	(D)
508	Machinery, equipment, and supplies	1 727 600	575 867	21 267	34.9	3	10.6	1.0
509	Miscellaneous durable goods	(D)	(D)	(D)	(D)	(D)	(D)	(D)
51	Nondurable goods	12 105 122	718 100	13 137	55.4	17	3.3	.1
511	Paper and paper products	(D)	(D)	(D)	(D)	(D)	(D)	(D)
512	Drugs, drug proprietaries, and druggists' sundries	(D)	(D)	(D)	(D)	(D)	(D)	(D)
513	Apparel, piece goods, and notions	(D)	(D)	(D)	(D)	(D)	(D)	(D)
514	Groceries and related products	11 891 083	964 142	25 510	55.7	12	4.7	.1
515	Farm-product raw materials	(D)	(D)	(D)	(D)	(D)	(D)	(D)
516	Chemicals and allied products	–	–	–	–	–	–	–
517	Petroleum and petroleum products	–	–	–	–	–	–	–
518	Beer, wine, and distilled alcoholic beverages	(D)	(D)	(D)	(D)	(D)	(D)	(D)
519	Miscellaneous nondurable goods	(D)	(D)	(D)	(D)	(D)	(D)	(D)

¹Based on number of employees for pay period including March 12.

Table 3. Comparative Statistics for the State: 1992 and 1987 —Con.

[For meaning of abbreviations and symbols, see introductory text. For explanation of terms and comparability of 1987 and 1992 censuses, see appendix A]

SIC code	Type of operation and kind of business	Establishments		Sales			Annual payroll			Paid employees for pay period including March 12	
		1992 (number)	1987 (number)	1992 (\$1,000)	1987 (\$1,000)	Percent change 1987 to 1992	1992 (\$1,000)	1987 (\$1,000)	Percent change 1987 to 1992	1992 (number)	1987 (number)
Wholesale trade —Con.											
51	Nondurable goods —Con.										
514	Groceries and related products —Con.										
5146	Fish and seafoods -----	2	2	(D)	(D)	(D)	(D)	(D)	(D)	AA	BB
5147	Meats and meat products -----	15	12	74 015	38 196	93.8	4 743	2 998	58.2	263	171
5148	Fresh fruits and vegetables -----	72	75	350 918	301 549	16.4	40 762	30 470	33.8	3 233	2 925
5149	Groceries and related products, n.e.c. -----	66	55	282 521	189 375	49.2	27 133	15 039	80.4	945	672
515	Farm-product raw materials -----	164	168	943 869	711 151	32.7	28 601	21 417	33.5	1 773	1 733
5153	Grain and field beans -----	135	125	586 853	401 462	46.2	23 924	17 310	38.2	1 209	1 010
5154	Livestock -----	22	30	(D)	257 928	(D)	(D)	3 044	(D)	FF	656
5159	Farm-product raw materials, n.e.c. -----	7	13	(D)	51 761	(D)	(D)	1 063	(D)	BB	67
516	Chemicals and allied products -----	32	35	50 105	50 851	-1.5	3 486	6 149	-43.3	128	201
5162	Plastics materials and basic forms and shapes -----	4	4	(D)	(D)	(D)	(D)	(D)	(D)	AA	AA
5169	Chemicals and allied products, n.e.c. -----	28	31	(D)	(D)	(D)	(D)	(D)	(D)	CC	CC
517	Petroleum and petroleum products -----	171	142	791 504	582 936	35.8	27 565	18 522	48.8	1 328	1 070
5171	Petroleum bulk stations and terminals -----	142	111	(D)	481 310	(D)	(D)	13 529	(D)	GG	867
5172	Petroleum and petroleum products wholesalers, except bulk stations and terminals -----	29	31	(D)	101 626	(D)	(D)	4 993	(D)	CC	203
518	Beer, wine, and distilled alcoholic beverages -----	50	52	146 327	111 465	31.3	15 491	12 257	26.4	619	588
5181	Beer and ale -----	36	41	116 358	99 432	17.0	12 503	11 496	8.8	514	562
5182	Wine and distilled alcoholic beverages -----	14	11	29 969	12 033	149.1	2 988	761	292.6	105	26
519	Miscellaneous nondurable goods -----	277	285	(D)	534 636	(D)	(D)	43 714	(D)	GG	2 652
5191	Farm supplies -----	203	213	553 869	437 302	26.7	41 699	37 118	12.3	1 900	2 146
5192	Books, periodicals, and newspapers -----	8	5	19 790	13 264	49.2	1 463	1 150	27.2	58	96
5193	Flowers, nursery stock, and florists' supplies -----	11	8	13 355	7 836	70.4	2 522	1 298	94.3	97	115
5194	Tobacco and tobacco products -----	10	8	72 938	43 205	68.8	3 138	1 573	99.5	158	107
5198	Paints, varnishes, and supplies -----	10	19	4 918	8 423	-41.6	729	1 118	-34.8	40	56
5199	Nondurable goods, n.e.c. -----	35	32	(D)	24 606	(D)	(D)	1 457	(D)	CC	132
	Merchant wholesalers -----	2 044	1 893	5 435 858	3 736 249	45.5	444 244	310 245	43.2	21 720	18 595
50	Durable goods -----	1 176	1 074	2 132 604	1 384 465	54.0	225 988	148 923	51.7	9 974	8 330
501	Motor vehicles and motor vehicle parts and supplies ---	260	250	(D)	271 226	(D)	(D)	30 546	(D)	GG	1 873
5012	Automobiles and other motor vehicles -----	38	31	(D)	(D)	(D)	(D)	(D)	(D)	EE	FF
5013	Motor vehicle supplies and new parts -----	160	165	147 913	(D)	(D)	20 806	(D)	(D)	1 229	FF
5014	Tires and tubes -----	29	21	(D)	(D)	(D)	(D)	(D)	(D)	CC	CC
5015	Motor vehicle parts, used -----	33	33	(D)	15 673	(D)	(D)	3 245	(D)	CC	223
502	Furniture and home furnishings -----	31	30	(D)	22 533	(D)	(D)	2 150	(D)	EE	148
5021	Furniture -----	14	13	(D)	9 833	(D)	(D)	1 148	(D)	CC	75
5023	Home furnishings -----	17	17	(D)	12 700	(D)	(D)	1 002	(D)	CC	73
503	Lumber and other construction materials -----	91	81	433 915	287 736	50.8	24 196	18 399	31.5	957	991
5031	Lumber, plywood, millwork, and wood panels -----	51	44	343 124	(D)	(D)	16 175	(D)	(D)	600	FF
5032	Brick, stone, and related construction materials -----	10	8	(D)	(D)	(D)	(D)	(D)	(D)	BB	BB
5033	Roofing, siding, and insulation materials -----	16	9	(D)	15 003	(D)	(D)	1 365	(D)	CC	88
5039	Construction materials, n.e.c. -----	14	20	(D)	10 485	(D)	(D)	1 438	(D)	CC	111
504	Professional and commercial equipment and supplies ---	130	114	148 757	85 758	73.5	22 462	14 969	50.1	977	870
5043	Photographic equipment and supplies -----	1	1	(D)	(D)	(D)	(D)	(D)	(D)	AA	AA
5044	Office equipment -----	36	44	(D)	25 228	(D)	(D)	6 463	(D)	EE	418
5045	Computers and computer peripheral equipment and software -----	44	33	(D)	23 502	(D)	(D)	3 138	(D)	CC	178
5046	Commercial equipment, n.e.c. -----	15	12	15 758	(D)	(D)	2 278	(D)	(D)	111	CC
5047	Medical, dental, and hospital equipment and supplies -	20	16	33 819	(D)	(D)	4 210	(D)	(D)	126	BB
5048	Ophthalmic goods -----	5	1	(D)	(D)	(D)	(D)	(D)	(D)	BB	AA
5049	Professional equipment and supplies, n.e.c. -----	9	7	(D)	4 544	(D)	(D)	818	(D)	BB	44
505	Metals and minerals, except petroleum -----	27	26	58 104	(D)	(D)	4 621	(D)	(D)	223	CC
5051	Metals service centers and offices -----	26	25	(D)	(D)	(D)	(D)	(D)	(D)	CC	CC
5052	Coal and other minerals and ores -----	1	1	(D)	(D)	(D)	(D)	(D)	(D)	AA	AA
506	Electrical goods -----	114	100	169 338	(D)	(D)	18 469	(D)	(D)	782	FF
5063	Electrical apparatus and equipment, wiring supplies, and construction materials -----	63	64	127 447	(D)	(D)	11 834	(D)	(D)	455	EE
5064	Electrical appliances, television and radio sets -----	4	3	(D)	(D)	(D)	(D)	(D)	(D)	BB	AA
5065	Electronic parts and equipment, n.e.c. -----	47	33	(D)	25 260	(D)	(D)	3 364	(D)	EE	208
507	Hardware, and plumbing and heating equipment and supplies -----	100	76	176 399	(D)	(D)	19 200	(D)	(D)	777	FF
5072	Hardware -----	30	23	32 448	(D)	(D)	5 431	(D)	(D)	252	CC
5074	Plumbing and heating equipment and supplies (hydronics) -----	41	27	(D)	40 147	(D)	(D)	4 215	(D)	EE	220
5075	Warm air heating and air-conditioning equipment and supplies -----	21	18	(D)	(D)	(D)	(D)	(D)	(D)	CC	BB
5078	Refrigeration equipment and supplies -----	8	8	7 787	4 468	74.3	951	510	86.5	36	25
508	Machinery, equipment, and supplies -----	322	321	624 138	(D)	(D)	75 863	(D)	(D)	3 028	HH
5082	Construction and mining (except petroleum) machinery and equipment -----	28	41	127 912	(D)	(D)	14 764	(D)	(D)	499	FF
5083	Farm and garden machinery and equipment -----	128	138	279 154	180 558	54.6	29 833	20 451	45.9	1 373	1 161
5084	Industrial machinery and equipment -----	73	64	(D)	(D)	(D)	(D)	(D)	(D)	EE	EE
5085	Industrial supplies -----	62	48	(D)	50 178	(D)	(D)	5 734	(D)	EE	259
5087	Service establishment equipment and supplies -----	27	27	26 173	17 394	50.5	6 519	3 365	93.7	231	166
5088	Transportation equipment and supplies, except motor vehicles -----	4	3	2 450	1 581	55.0	351	133	163.9	20	7
509	Miscellaneous durable goods -----	101	76	(D)	70 478	(D)	(D)	7 811	(D)	FF	523
5091	Sporting and recreational goods and supplies -----	22	19	49 687	33 689	47.5	4 423	2 660	66.3	286	209
5092	Toys and hobby goods and supplies -----	7	1	1 959	(D)	(D)	366	(D)	(D)	27	AA
5093	Scrap and waste materials -----	33	25	(D)	13 033	(D)	(D)	1 888	(D)	EE	117
5094	Jewelry, watches, precious stones, and precious metals -----	7	7	(D)	(D)	(D)	(D)	(D)	(D)	BB	AA
5099	Durable goods, n.e.c. -----	32	24	(D)	(D)	(D)	(D)	(D)	(D)	CC	CC

WHOLESALE TRADE—GEOGRAPHIC AREA SERIES

Table 3. Comparative Statistics for the State: 1992 and 1987 — Con.

[For meaning of abbreviations and symbols, see introductory text. For explanation of terms and comparability of 1987 and 1992 censuses, see appendix A]

SIC code	Type of operation and kind of business	Establishments		Sales			Annual payroll			Paid employees for pay period including March 12	
		1992 (number)	1987 (number)	1992 (\$1,000)	1987 (\$1,000)	Percent change 1987 to 1992	1992 (\$1,000)	1987 (\$1,000)	Percent change 1987 to 1992	1992 (number)	1987 (number)
	Merchant wholesalers — Con.										
51	Nondurable goods	868	819	3 303 254	2 351 784	40.5	218 256	161 322	35.3	11 746	10 265
511	Paper and paper products	62	45	94 581	69 276	36.5	12 107	7 695	57.3	668	433
5111	Printing and writing paper	5	5	(D)	11 702	(D)	(D)	1 096	(D)	BB	54
5112	Stationery and office supplies	45	28	(D)	18 062	(D)	(D)	3 489	(D)	EE	243
5113	Industrial and personal service paper	12	12	(D)	39 512	(D)	(D)	3 110	(D)	CC	136
512	Drugs, drug proprietaries, and druggists' sundries	14	10	(D)	(D)	(D)	(D)	(D)	(D)	FF	CC
5122	Drugs, drug proprietaries, and druggists' sundries	14	10	(D)	(D)	(D)	(D)	(D)	(D)	FF	CC
513	Apparel, piece goods, and notions	19	14	(D)	(D)	(D)	(D)	(D)	(D)	CC	BB
5131	Piece goods, notions, and other dry goods	8	7	1 531	2 913	-47.4	280	503	-44.3	14	34
5136	Men's and boys' clothing and furnishings	7	4	(D)	(D)	(D)	(D)	(D)	(D)	BB	BB
5137	Women's, children's, and infants' clothing and accessories	4	1	(D)	(D)	(D)	(D)	(D)	(D)	AA	AA
5139	Footwear	-	2	-	(D)	(D)	-	(D)	(D)	-	AA
514	Groceries and related products	150	157	896 576	695 621	28.9	74 601	56 242	32.6	4 763	4 250
5141	Groceries, general line	14	18	(D)	(D)	(D)	(D)	(D)	(D)	FF	EE
5142	Packaged frozen foods	10	5	22 714	(D)	(D)	3 368	(D)	(D)	266	BB
5143	Dairy products, except dried or canned	8	14	(D)	(D)	(D)	(D)	(D)	(D)	BB	CC
5144	Poultry and poultry products	4	4	(D)	(D)	(D)	(D)	(D)	(D)	BB	BB
5145	Confectionery	4	5	(D)	(D)	(D)	(D)	(D)	(D)	BB	BB
5146	Fish and seafoods	2	2	(D)	(D)	(D)	(D)	(D)	(D)	AA	BB
5147	Meats and meat products	13	12	(D)	38 196	(D)	(D)	2 998	(D)	CC	171
5148	Fresh fruits and vegetables	63	67	317 416	273 223	16.2	38 200	29 579	29.1	3 074	2 864
5149	Groceries and related products, n.e.c.	32	30	141 701	87 621	61.7	15 188	9 669	57.1	562	443
515	Farm-product raw materials	149	149	(D)	495 141	(D)	(D)	18 981	(D)	GG	1 160
5153	Grain and field beans	135	125	586 853	401 462	46.2	23 924	17 310	38.2	1 209	1 010
5154	Livestock	7	12	(D)	(D)	(D)	(D)	(D)	(D)	AA	BB
5159	Farm-product raw materials, n.e.c.	7	12	(D)	(D)	(D)	(D)	(D)	(D)	BB	BB
516	Chemicals and allied products	30	27	(D)	(D)	(D)	(D)	(D)	(D)	CC	CC
5162	Plastics materials and basic forms and shapes	4	4	(D)	(D)	(D)	(D)	(D)	(D)	AA	AA
5169	Chemicals and allied products, n.e.c.	26	23	(D)	33 934	(D)	(D)	4 862	(D)	CC	164
517	Petroleum and petroleum products	159	124	(D)	(D)	(D)	(D)	(D)	(D)	GG	GG
5171	Petroleum bulk stations and terminals	133	96	(D)	(D)	(D)	(D)	(D)	(D)	GG	FF
5172	Petroleum and petroleum products wholesalers, except bulk stations and terminals	26	28	(D)	99 143	(D)	(D)	4 901	(D)	CC	199
518	Beer, wine, and distilled alcoholic beverages	46	49	124 759	(D)	(D)	14 311	(D)	(D)	576	FF
5181	Beer and ale	35	40	(D)	(D)	(D)	(D)	(D)	(D)	EE	FF
5182	Wine and distilled alcoholic beverages	11	9	(D)	(D)	(D)	(D)	(D)	(D)	CC	BB
519	Miscellaneous nondurable goods	239	244	563 290	468 173	20.3	44 288	38 762	14.3	2 189	2 342
5191	Farm supplies	170	187	444 773	381 816	16.5	33 982	33 050	2.8	1 625	1 878
5192	Books, periodicals, and newspapers	7	5	(D)	13 264	(D)	(D)	1 150	(D)	BB	96
5193	Flowers, nursery stock, and florists' supplies	11	8	13 355	7 836	70.4	2 522	1 298	94.3	97	115
5194	Tobacco and tobacco products	10	8	72 938	43 205	68.8	3 138	1 573	99.5	158	107
5198	Paints, varnishes, and supplies	10	9	4 918	(D)	(D)	729	(D)	(D)	40	BB
5199	Nondurable goods, n.e.c.	31	27	(D)	(D)	(D)	(D)	(D)	(D)	CC	CC
	Manufacturers' sales branches and sales offices	165	150	2 733 688	699 611	290.7	69 722	32 516	114.4	1 962	1 263
50	Durable goods	62	49	1 177 095	293 493	301.1	33 829	16 673	102.9	792	512
501	Motor vehicles and motor vehicle parts and supplies	3	2	(D)	(D)	(D)	(D)	(D)	(D)	AA	BB
502	Furniture and home furnishings	2	-	(D)	(X)	(D)	(D)	(X)	(D)	AA	-
503	Lumber and other construction materials	16	9	(D)	(D)	(D)	(D)	(D)	(D)	EE	CC
504	Professional and commercial equipment and supplies	12	14	(D)	(D)	(D)	(D)	(D)	(D)	CC	CC
505	Metals and minerals, except petroleum	3	2	3 909	(D)	(D)	329	(D)	(D)	9	AA
506	Electrical goods	9	10	22 082	(D)	(D)	2 145	(D)	(D)	55	BB
507	Hardware, and plumbing and heating equipment and supplies	3	1	(D)	(D)	(D)	(D)	(D)	(D)	AA	AA
508	Machinery, equipment, and supplies	14	11	42 222	(D)	(D)	2 782	(D)	(D)	111	BB
509	Miscellaneous durable goods	-	-	-	-	-	-	-	-	-	-
51	Nondurable goods	103	101	1 556 593	406 118	283.3	35 893	15 843	126.6	1 170	751
511	Paper and paper products	8	6	(D)	(D)	(D)	(D)	(D)	(D)	BB	AA
512	Drugs, drug proprietaries, and druggists' sundries	1	1	(D)	(D)	(D)	(D)	(D)	(D)	AA	AA
513	Apparel, piece goods, and notions	-	-	-	-	-	-	-	-	-	-
514	Groceries and related products	43	34	1 212 149	141 430	757.1	23 432	8 381	179.6	767	350
515	Farm-product raw materials	-	-	-	-	-	-	-	-	-	-
516	Chemicals and allied products	2	4	(D)	(D)	(D)	(D)	(D)	(D)	AA	AA
517	Petroleum and petroleum products	12	16	(D)	(D)	(D)	(D)	(D)	(D)	BB	BB
518	Beer, wine, and distilled alcoholic beverages	2	2	(D)	(D)	(D)	(D)	(D)	(D)	BB	BB
519	Miscellaneous nondurable goods	35	38	(D)	(D)	(D)	(D)	(D)	(D)	EE	EE
	Agents, brokers, and commission merchants	79	85	711 420	642 301	10.8	14 259	10 677	33.5	1 212	956
50	Durable goods	30	33	118 269	80 438	47.0	3 408	2 532	34.6	386	163
501	Motor vehicles and motor vehicle parts and supplies	4	6	(D)	(D)	(D)	(D)	(D)	(D)	EE	BB
502	Furniture and home furnishings	-	-	-	-	-	-	-	-	-	-
503	Lumber and other construction materials	1	4	(D)	(D)	(D)	(D)	(D)	(D)	AA	BB
504	Professional and commercial equipment and supplies	2	3	(D)	(D)	(D)	(D)	(D)	(D)	AA	AA
505	Metals and minerals, except petroleum	-	1	-	(D)	(D)	(D)	(D)	(D)	-	AA
506	Electrical goods	7	4	23 649	13 005	81.8	753	152	395.4	20	12

Table 3. Comparative Statistics for the State: 1992 and 1987 — Con.

[For meaning of abbreviations and symbols, see introductory text. For explanation of terms and comparability of 1987 and 1992 censuses, see appendix A]

SIC code	Type of operation and kind of business	Establishments		Sales			Annual payroll			Paid employees for pay period including March 12	
		1992 (number)	1987 (number)	1992 (\$1,000)	1987 (\$1,000)	Percent change 1987 to 1992	1992 (\$1,000)	1987 (\$1,000)	Percent change 1987 to 1992	1992 (number)	1987 (number)
	Agents, brokers, and commission merchants — Con.										
50	Durable goods — Con.										
507	Hardware, and plumbing and heating equipment and supplies	1	1	(D)	(D)	(D)	(D)	(D)	(D)	AA	AA
508	Machinery, equipment, and supplies	5	8	8 638	6 068	42.4	319	590	-45.9	15	22
509	Miscellaneous durable goods	10	6	(D)	2 953	(D)	(D)	158	(D)	BB	19
51	Nondurable goods	49	52	593 151	561 863	5.6	10 851	8 145	33.2	826	793
511	Paper and paper products	2	1	(D)	(D)	(D)	(D)	(D)	(D)	AA	AA
512	Drugs, drug proprietaries, and druggists' sundries	1	1	(D)	(D)	(D)	(D)	(D)	(D)	AA	BB
513	Apparel, piece goods, and notions	2	1	(D)	(D)	(D)	(D)	(D)	(D)	AA	AA
514	Groceries and related products	24	20	285 386	290 763	-1.8	7 551	4 779	58.0	296	172
515	Farm-product raw materials	15	19	(D)	216 010	(D)	(D)	2 436	(D)	FF	573
516	Chemicals and allied products	—	4	—	(D)	(D)	—	(D)	(D)	—	AA
517	Petroleum and petroleum products	—	2	—	(D)	(D)	—	(D)	(D)	—	AA
518	Beer, wine, and distilled alcoholic beverages	2	1	(D)	(D)	(D)	(D)	(D)	(D)	AA	AA
519	Miscellaneous nondurable goods	3	3	(D)	(D)	(D)	(D)	(D)	(D)	AA	AA

Table 4. Summary Statistics for Counties and for Places With 2,500 Inhabitants or More: 1992

[For meaning of abbreviations and symbols, see introductory text. For explanation of terms and comparability of 1987 and 1992 censuses, see appendix A. For information on geographic areas followed by ▲, see appendix F]

Geographic area	Estab-lish-ments (number)	Sales (\$1,000)	Annual payroll (\$1,000)	Paid employees for pay period including March 12 (number)	Merchant wholesalers			Other operating types		
					Estab-lish-ments (number)	Sales (\$1,000)	Annual payroll (\$1,000)	Paid employees for pay period including March 12 (number)	Estab-lish-ments (number)	Sales (\$1,000)
Idaho	2 288	8 880 966	528 225	24 894	2 044	5 435 858	444 244	21 720	244	3 445 108
Ada County	595	3 402 649	183 765	6 950	503	(D)	(D)	11	92	(D)
Boise City	425	2 817 403	129 350	5 026	346	1 117 817	97 784	3 987	79	1 699 586
Eagle	11	17 611	1 467	80	11	17 611	1 467	80	—	—
Garden City	56	111 597	14 821	526	51	71 230	11 158	432	5	40 367
Meridian	27	94 625	10 313	360	23	57 411	7 209	259	4	37 214
Balance of county	76	361 413	27 814	958	72	(D)	(D)	FF	4	(D)
Adams County	1	(D)	(D)	AA	1	(D)	(D)	AA	—	—
Bannock County	136	429 090	29 702	1 340	120	370 512	26 177	1 228	16	58 578
Chubbuck	10	28 510	2 387	116	7	(D)	(D)	CC	3	(D)
Pocatello (part) ▲	116	395 320	27 084	1 205	104	338 152	23 742	1 101	12	57 168
Balance of county	10	5 260	231	19	9	(D)	(D)	AA	1	(D)
Bear Lake County	11	15 282	917	75	10	(D)	(D)	BB	1	(D)
Montpelier	11	15 282	917	75	10	(D)	(D)	BB	1	(D)
Balance of county	—	—	—	—	—	—	—	—	—	—
Benewah County	11	29 279	1 149	67	11	29 279	1 149	67	—	—
Bingham County	72	207 103	19 002	1 386	67	(D)	(D)	GG	5	(D)
Blackfoot	38	101 937	7 811	484	37	(D)	(D)	EE	1	(D)
Shelley	6	(D)	(D)	CC	5	(D)	(D)	CC	1	(D)
Balance of county	28	(D)	(D)	FF	25	77 277	8 104	712	3	(D)
Blaine County	51	71 561	6 547	286	48	69 396	6 371	278	3	2 165
Hailey	3	6 835	449	23	3	6 835	449	23	—	—
Ketchum	12	10 806	1 652	50	12	10 806	1 652	50	—	—
Balance of county	36	53 920	4 446	213	33	51 755	4 270	205	3	2 165
Boise County	2	(D)	(D)	BB	2	(D)	(D)	BB	—	—
Bonner County	42	56 311	4 757	213	39	(D)	(D)	CC	3	(D)
Sandpoint	30	34 625	3 211	144	28	(D)	(D)	CC	2	(D)
Balance of county	12	21 686	1 546	69	11	(D)	(D)	BB	1	(D)
Bonneville County	204	885 840	67 781	3 253	181	795 844	62 681	3 048	23	89 996
Ammon	2	(D)	(D)	AA	2	(D)	(D)	AA	—	—
Idaho Falls	180	783 222	58 139	2 880	161	706 727	53 536	2 692	19	76 495
Balance of county	22	(D)	(D)	EE	18	(D)	(D)	EE	4	13 501
Boundary County	14	19 620	2 544	122	14	19 620	2 544	122	—	—
Butte County	7	6 472	387	33	7	6 472	387	33	—	—
Camas County	1	(D)	(D)	AA	1	(D)	(D)	AA	—	—
Canyon County	166	558 994	41 689	1 883	143	(D)	(D)	GG	23	(D)
Caldwell	46	152 439	8 728	495	41	111 151	7 721	391	5	41 288
Nampa	67	280 304	20 516	878	58	239 529	18 667	756	9	40 775
Balance of county	53	126 251	12 445	510	44	(D)	(D)	EE	9	(D)
Caribou County	22	32 654	1 899	101	21	(D)	(D)	BB	1	(D)
Soda Springs	16	23 304	1 483	76	15	(D)	(D)	BB	1	(D)
Balance of county	6	9 350	416	25	6	9 350	416	25	—	—

Table 4. Summary Statistics for Counties and for Places With 2,500 Inhabitants or More: 1992—Con.

[For meaning of abbreviations and symbols, see introductory text. For explanation of terms and comparability of 1987 and 1992 censuses, see appendix A. For information on geographic areas followed by ▲, see appendix F]

Geographic area	Estab-lish-ments (number)	Sales (\$1,000)	Annual payroll (\$1,000)	Paid employees for pay period including March 12 (number)	Merchant wholesalers			Other operating types		
					Estab-lish-ments (number)	Sales (\$1,000)	Annual payroll (\$1,000)	Paid employees for pay period including March 12 (number)	Estab-lish-ments (number)	Sales (\$1,000)
Idaho—Con.										
Cassia County	57	218 594	6 623	397	52	(D)	(D)	EE	5	(D)
Burley (part) ▲.....	48	153 695	5 406	337	45	(D)	(D)	EE	3	(D)
Balance of county	9	64 899	1 217	60	7	(D)	(D)	BB	2	(D)
Clark County	-	-	-	-	-	-	-	-	-	-
Clearwater County	6	8 769	601	34	6	8 769	601	34	-	-
Orofino	5	(D)	(D)	BB	5	(D)	(D)	BB	-	-
Balance of county	1	(D)	(D)	AA	1	(D)	(D)	AA	-	-
Custer County	7	(D)	(D)	BB	6	(D)	(D)	BB	1	(D)
Elmore County	24	27 013	1 937	110	21	(D)	(D)	BB	3	(D)
Mountain Home	16	(D)	(D)	BB	14	9 642	578	51	2	(D)
Balance of county	8	(D)	(D)	BB	7	(D)	(D)	BB	1	(D)
Franklin County	19	(D)	(D)	CC	18	(D)	(D)	BB	1	(D)
Preston	17	34 642	1 857	107	16	(D)	(D)	BB	1	(D)
Balance of county	2	(D)	(D)	AA	2	(D)	(D)	AA	-	-
Fremont County	21	52 155	3 888	205	19	(D)	(D)	CC	2	(D)
St. Anthony	9	9 921	1 126	69	9	9 921	1 126	69	-	-
Balance of county	12	42 234	2 762	136	10	(D)	(D)	CC	2	(D)
Gem County	16	19 765	2 337	124	15	(D)	(D)	CC	1	(D)
Emmett	13	(D)	(D)	CC	13	(D)	(D)	CC	-	-
Balance of county	3	(D)	(D)	AA	2	(D)	(D)	AA	1	(D)
Gooding County	28	58 311	2 864	203	26	(D)	(D)	CC	2	(D)
Gooding	17	(D)	(D)	CC	16	(D)	(D)	CC	1	(D)
Balance of county	11	(D)	(D)	BB	10	(D)	(D)	BB	1	(D)
Idaho County	23	47 090	3 637	200	22	(D)	(D)	CC	1	(D)
Grangeville	7	20 377	1 819	79	7	20 377	1 819	79	-	-
Balance of county	16	26 713	1 818	121	15	(D)	(D)	BB	1	(D)
Jefferson County	30	64 847	6 051	487	29	(D)	(D)	EE	1	(D)
Rigby	10	(D)	(D)	CC	9	(D)	(D)	CC	1	(D)
Balance of county	20	(D)	(D)	EE	20	(D)	(D)	EE	-	-
Jerome County	39	226 591	6 408	391	32	143 337	4 978	298	7	83 254
Jerome	26	(D)	(D)	CC	22	(D)	(D)	CC	4	(D)
Balance of county	13	(D)	(D)	CC	10	(D)	(D)	CC	3	(D)
Kootenai County	118	1 069 239	27 035	1 094	107	(D)	(D)	FF	11	(D)
Coeur d'Alene	69	(D)	(D)	EE	65	(D)	(D)	EE	4	24 746
Hayden	1	(D)	(D)	AA	1	(D)	(D)	AA	4	-
Post Falls	25	(D)	(D)	EE	21	(D)	(D)	CC	4	14 270
Balance of county	23	(D)	(D)	CC	20	(D)	(D)	CC	3	(D)
Latah County	61	94 660	7 704	360	57	88 870	7 225	342	4	5 790
Moscow	33	45 333	4 751	223	30	(D)	(D)	CC	3	(D)
Balance of county	28	49 327	2 953	137	27	(D)	(D)	CC	1	(D)
Lemhi County	10	6 961	424	29	10	6 961	424	29	-	-
Salmon	9	(D)	(D)	BB	9	(D)	(D)	BB	-	-
Balance of county	1	(D)	(D)	AA	1	(D)	(D)	AA	-	-
Lewis County	17	33 170	2 530	137	17	33 170	2 530	137	-	-
Lincoln County	4	(D)	(D)	BB	3	(D)	(D)	BB	1	(D)
Madison County	41	81 813	8 741	486	37	68 915	7 672	449	4	12 898
Rexburg	28	46 911	4 769	184	26	(D)	(D)	CC	2	(D)
Balance of county	13	34 902	3 972	302	11	(D)	(D)	EE	2	(D)
Minidoka County	48	208 125	13 192	750	42	195 382	12 399	712	6	12 743
Burley (part) ▲.....	-	-	-	-	-	-	-	-	-	-
Heyburn	11	14 260	1 179	59	9	(D)	(D)	BB	2	(D)
Rupert	21	133 385	6 731	371	21	133 385	6 731	371	-	-
Balance of county	16	60 480	5 282	320	12	(D)	(D)	EE	4	(D)
Nez Perce County	88	229 706	17 055	788	84	(D)	(D)	FF	4	(D)
Lewiston	79	224 504	16 096	741	75	(D)	(D)	FF	4	(D)
Balance of county	9	5 202	959	47	9	5 202	959	47	-	-
Oneida County	4	(D)	(D)	AA	3	(D)	(D)	AA	1	(D)
Owyhee County	13	35 991	3 220	138	12	(D)	(D)	CC	1	(D)
Payette County	25	63 456	5 012	337	22	(D)	(D)	EE	3	(D)
Payette	7	20 794	2 569	163	6	(D)	(D)	CC	1	(D)
Balance of county	18	42 662	2 443	174	16	(D)	(D)	CC	2	(D)
Power County	21	64 626	3 844	265	18	54 919	2 994	159	3	9 707
American Falls	15	45 946	1 916	112	13	(D)	(D)	BB	2	(D)
Pocatello (part) ▲.....	-	-	-	-	-	-	-	-	-	-
Balance of county	6	18 680	1 928	153	5	(D)	(D)	BB	1	(D)
Shoshone County	14	(D)	(D)	BB	13	(D)	(D)	BB	1	(D)
Kellogg	4	1 172	140	6	3	(D)	(D)	AA	1	(D)
Balance of county	10	(D)	(D)	BB	10	(D)	(D)	BB	-	-
Teton County	10	4 055	237	16	10	4 055	237	16	-	-
Twin Falls County	184	399 722	34 442	1 870	173	340 607	31 613	1 730	11	59 115
Buhl	13	23 923	1 393	71	12	(D)	(D)	BB	1	(D)
Twin Falls	136	283 915	25 130	1 342	129	230 498	22 831	1 221	7	53 417
Balance of county	35	91 884	7 919	457	32	(D)	(D)	EE	3	(D)

Table 4. Summary Statistics for Counties and for Places With 2,500 Inhabitants or More: 1992—Con.

[For meaning of abbreviations and symbols, see introductory text. For explanation of terms and comparability of 1987 and 1992 censuses, see appendix A. For information on geographic areas followed by ▲, see appendix F]

Geographic area	Estab-lish-ments (number)	Sales (\$1,000)	Annual payroll (\$1,000)	Paid employees for pay period including March 12 (number)	Merchant wholesalers			Other operating types		
					Estab-lish-ments (number)	Sales (\$1,000)	Annual payroll (\$1,000)	Paid employees for pay period including March 12 (number)	Estab-lish-ments (number)	Sales (\$1,000)
Idaho—Con.										
Valley County	6	(D)	(D)	BB	5	(D)	(D)	BB	1	(D)
Washington County	19	61 180	5 152	448	17	(D)	(D)	EE	2	(D)
Weiser	16	(D)	(D)	EE	14	(D)	(D)	EE	2	(D)
Balance of county	3	(D)	(D)	BB	3	(D)	(D)	BB	—	—

Table 5. Summary Statistics for Places With 200 Establishments or More: 1992

[For meaning of abbreviations and symbols, see introductory text. For explanation of terms and comparability of 1987 and 1992 censuses, see appendix A. For information on geographic areas followed by ▲, see appendix F]

SIC code	Geographic area and kind of business	Estab-lish-ments (number)	Sales (\$1,000)	Annual payroll (\$1,000)	Paid employees for pay period including March 12 (number)	Merchant wholesalers			Other operating types		
						Estab-lish-ments (number)	Sales (\$1,000)	Annual payroll (\$1,000)	Paid employees for pay period including March 12 (number)	Estab-lish-ments (number)	Sales (\$1,000)
	BOISE CITY										
	Wholesale trade	425	2 817 403	129 350	5 026	346	1 117 817	97 784	3 987	79	1 699 586
50	Durable goods	289	931 070	86 337	3 376	250	703 360	69 711	2 761	39	227 710
501	Motor vehicles and motor vehicle parts and supplies	51	219 243	14 296	864	47	(D)	(D)	FF	4	(D)
502	Furniture and homefurnishings	15	(D)	(D)	CC	14	28 267	3 389	173	1	(D)
503	Lumber and other construction materials	26	250 864	11 639	435	23	(D)	(D)	EE	3	(D)
504	Professional and commercial equipment and supplies	53	105 817	22 281	642	43	55 880	10 281	433	10	49 937
505	Metals and minerals, except petroleum	2	(D)	(D)	BB	2	(D)	(D)	BB	—	—
506	Electrical goods	40	93 260	8 162	254	29	(D)	(D)	CC	11	(D)
507	Hardware, and plumbing and heating equipment and supplies	29	73 333	7 326	281	27	(D)	(D)	EE	2	(D)
508	Machinery, equipment, and supplies	56	128 881	16 161	534	50	(D)	(D)	FF	6	(D)
509	Miscellaneous durable goods	17	(D)	(D)	CC	15	(D)	(D)	CC	2	(D)
51	Nondurable goods	136	1 886 333	43 013	1 650	96	414 457	28 073	1 226	40	1 471 876
511	Paper and paper products	28	56 504	5 934	245	19	(D)	(D)	CC	9	(D)
512	Drugs, drug proprietaries, and druggists' sundries	5	(D)	(D)	BB	3	(D)	(D)	BB	2	(D)
513	Apparel, piece goods, and notions	5	(D)	(D)	AA	5	(D)	(D)	AA	—	—
514	Groceries and related products	45	1 475 662	22 963	826	23	(D)	(D)	EE	22	(D)
515	Farm-product raw materials	3	(D)	(D)	AA	3	(D)	(D)	AA	—	—
516	Chemicals and allied products	8	15 499	636	32	8	15 499	636	32	—	—
517	Petroleum and petroleum products	16	189 410	2 421	113	12	(D)	(D)	CC	4	(D)
518	Beer, wine, and distilled alcoholic beverages	8	46 688	5 066	201	6	(D)	(D)	CC	2	(D)
519	Miscellaneous nondurable goods	18	24 851	3 131	153	17	(D)	(D)	CC	1	(D)

Table 6. Summary Statistics for Counties With 200 Establishments or More: 1992

[For meaning of abbreviations and symbols, see introductory text. For explanation of terms and comparability of 1987 and 1992 censuses, see appendix A. For information on geographic areas followed by ▲, see appendix F]

SIC code	Geographic area and kind of business	Establishments (number)	Sales (\$1,000)	Annual payroll (\$1,000)	Paid employees for pay period including March 12 (number)	Merchant wholesalers			Other operating types		
						Establishments (number)	Sales (\$1,000)	Annual payroll (\$1,000)	Paid employees for pay period including March 12 (number)	Establishments (number)	Sales (\$1,000)
ADA COUNTY											
	Wholesale trade -----	595	3 402 649	183 765	6 950	503	(D)	(D)	II	92	(D)
50	Durable goods -----	410	(D)	(D)	HH	364	(D)	(D)	HH	46	(D)
501	Motor vehicles and motor vehicle parts and supplies -----	71	(D)	(D)	GG	67	(D)	(D)	FF	4	(D)
5012	Automobiles and other motor vehicles -----	17	(D)	(D)	FF	15	(D)	(D)	CC	2	(D)
5013	Motor vehicle supplies and new parts -----	45	(D)	(D)	EE	43	(D)	(D)	EE	2	(D)
5014	Tires and tubes -----	6	36 548	2 528	82	6	36 548	2 528	82	-	-
5015	Motor vehicle parts, used -----	3	(D)	(D)	BB	3	(D)	(D)	BB	-	-
502	Furniture and home furnishings -----	19	33 569	3 492	178	18	(D)	(D)	CC	1	(D)
5021	Furniture -----	7	(D)	(D)	BB	7	(D)	(D)	BB	-	-
5023	Home furnishings -----	12	(D)	(D)	CC	11	(D)	(D)	CC	1	(D)
503	Lumber and other construction materials -----	50	483 401	27 354	877	44	(D)	(D)	FF	6	(D)
5031	Lumber, plywood, millwork, and wood panels -----	28	430 791	22 460	639	25	(D)	(D)	EE	3	(D)
5032	Brick, stone, and related construction materials -----	5	(D)	(D)	BB	4	11 059	1 505	67	1	(D)
5033	Roofing, siding, and insulation materials -----	10	(D)	(D)	CC	9	(D)	(D)	CC	1	(D)
5039	Construction materials, n.e.c. -----	7	(D)	(D)	BB	6	(D)	(D)	BB	1	(D)
504	Professional and commercial equipment and supplies -----	63	(D)	(D)	FF	53	(D)	(D)	EE	10	49 937
5043	Photographic equipment and supplies -----	1	(D)	(D)	AA	1	(D)	(D)	AA	-	-
5044	Office equipment -----	13	(D)	(D)	CC	11	(D)	(D)	CC	2	(D)
5045	Computers and computer peripheral equipment and software -----	27	63 051	13 008	295	19	(D)	(D)	CC	8	(D)
5046	Commercial equipment, n.e.c. -----	6	(D)	(D)	BB	6	(D)	(D)	BB	-	-
5047	Medical, dental, and hospital equipment and supplies -----	11	15 136	2 729	74	11	15 136	2 729	74	-	-
5048	Ophthalmic goods -----	2	(D)	(D)	AA	2	(D)	(D)	AA	-	-
5049	Professional equipment and supplies, n.e.c. -----	3	(D)	(D)	BB	3	(D)	(D)	BB	-	-
505	Metals and minerals, except petroleum -----	6	(D)	(D)	BB	5	(D)	(D)	BB	1	(D)
5051	Metals service centers and offices -----	5	(D)	(D)	BB	4	(D)	(D)	BB	1	(D)
5052	Coal and other minerals and ores -----	1	(D)	(D)	AA	1	(D)	(D)	AA	-	-
506	Electrical goods -----	46	(D)	(D)	EE	33	(D)	(D)	CC	13	(D)
5063	Electrical apparatus and equipment, wiring supplies, and construction materials -----	25	(D)	(D)	CC	17	55 934	4 529	131	8	(D)
5064	Electrical appliances, television and radio sets -----	-	-	-	-	-	-	-	-	-	-
5065	Electronic parts and equipment, n.e.c. -----	21	(D)	(D)	CC	16	(D)	(D)	CC	5	(D)
507	Hardware, and plumbing and heating equipment and supplies -----	38	(D)	(D)	EE	35	(D)	(D)	EE	3	(D)
5072	Hardware -----	10	(D)	(D)	BB	10	(D)	(D)	BB	-	-
5074	Plumbing and heating equipment and supplies (hydronics) -----	14	(D)	(D)	CC	12	42 528	3 406	141	2	(D)
5075	Warm air heating and air-conditioning equipment and supplies -----	9	25 193	2 374	67	8	(D)	(D)	BB	1	(D)
5078	Refrigeration equipment and supplies -----	5	(D)	(D)	BB	5	(D)	(D)	BB	-	-
508	Machinery, equipment, and supplies -----	94	206 903	27 721	965	88	(D)	(D)	FF	6	(D)
5082	Construction and mining (except petroleum) machinery and equipment -----	12	(D)	(D)	CC	12	(D)	(D)	CC	-	-
5083	Farm and garden machinery and equipment -----	14	31 674	3 657	141	12	(D)	(D)	CC	2	(D)
5084	Industrial machinery and equipment -----	39	(D)	(D)	EE	36	(D)	(D)	EE	3	(D)
5085	Industrial supplies -----	18	31 086	5 051	191	17	(D)	(D)	CC	1	(D)
5087	Service establishment equipment and supplies -----	10	(D)	(D)	CC	10	(D)	(D)	CC	-	-
5088	Transportation equipment and supplies, except motor vehicles -----	1	(D)	(D)	AA	1	(D)	(D)	AA	-	-
509	Miscellaneous durable goods -----	23	(D)	(D)	CC	21	(D)	(D)	CC	2	(D)
5091	Sporting and recreational goods and supplies -----	4	6 703	874	64	3	(D)	(D)	BB	1	(D)
5092	Toys and hobby goods and supplies -----	3	(D)	(D)	BB	3	(D)	(D)	BB	-	-
5093	Scrap and waste materials -----	8	(D)	(D)	BB	8	(D)	(D)	BB	-	-
5094	Jewelry, watches, precious stones, and precious metals -----	2	(D)	(D)	AA	2	(D)	(D)	AA	-	-
5099	Durable goods, n.e.c. -----	6	(D)	(D)	BB	5	(D)	(D)	BB	1	(D)
51	Nondurable goods -----	185	(D)	(D)	GG	139	(D)	(D)	GG	46	(D)
511	Paper and paper products -----	32	(D)	(D)	EE	23	(D)	(D)	CC	9	(D)
5111	Printing and writing paper -----	6	(D)	(D)	BB	4	(D)	(D)	BB	2	(D)
5112	Stationery and office supplies -----	22	(D)	(D)	CC	15	(D)	(D)	CC	7	(D)
5113	Industrial and personal service paper -----	4	(D)	(D)	BB	4	(D)	(D)	BB	-	-
512	Drugs, drug proprietaries, and druggists' sundries -----	5	(D)	(D)	BB	3	(D)	(D)	BB	2	(D)
5122	Drugs, drug proprietaries, and druggists' sundries -----	5	(D)	(D)	BB	3	(D)	(D)	BB	2	(D)
513	Apparel, piece goods, and notions -----	6	(D)	(D)	BB	6	(D)	(D)	BB	-	-
5131	Piece goods, notions, and other dry goods -----	2	(D)	(D)	AA	2	(D)	(D)	AA	-	-
5136	Men's and boys' clothing and furnishings -----	2	(D)	(D)	BB	2	(D)	(D)	BB	-	-
5137	Women's, children's, and infants' clothing and accessories -----	2	(D)	(D)	AA	2	(D)	(D)	AA	-	-
5139	Footwear -----	-	-	-	-	-	-	-	-	-	-
514	Groceries and related products -----	59	1 579 038	33 710	1 227	34	230 875	16 542	727	25	1 348 163
5141	Groceries, general line -----	11	(D)	(D)	EE	8	(D)	(D)	EE	3	(D)
5142	Packaged frozen foods -----	10	(D)	(D)	CC	3	(D)	(D)	AA	7	(D)
5143	Dairy products, except dried or canned -----	2	(D)	(D)	AA	1	(D)	(D)	AA	1	(D)
5144	Poultry and poultry products -----	3	705	52	4	3	705	52	4	-	-
5145	Confectionery -----	3	(D)	(D)	BB	1	(D)	(D)	AA	2	(D)

Table 6. Summary Statistics for Counties With 200 Establishments or More: 1992 — Con.

[For meaning of abbreviations and symbols, see introductory text. For explanation of terms and comparability of 1987 and 1992 censuses, see appendix A. For information on geographic areas followed by ▲, see appendix F]

SIC code	Geographic area and kind of business	Estab-lish-ments (number)	Sales (\$1,000)	Annual payroll (\$1,000)	Paid employees for pay period including March 12 (number)	Merchant wholesalers			Other operating types	
						Estab-lish-ments (number)	Sales (\$1,000)	Annual payroll (\$1,000)	Paid employees for pay period including March 12 (number)	Estab-lish-ments (number)
ADA COUNTY — Con.										
51	Nondurable goods — Con.									
514	Groceries and related products — Con.									
5146	Fish and seafoods -----	1	(D)	(D)	AA	1	(D)	(D)	AA	—
5147	Meats and meat products -----	5	(D)	(D)	BB	4	(D)	(D)	BB	1
5148	Fresh fruits and vegetables -----	4	(D)	(D)	BB	4	(D)	(D)	BB	—
5149	Groceries and related products, n.e.c. -----	20	(D)	(D)	EE	9	(D)	(D)	CC	11
515	Farm-product raw materials -----	5	66 071	1 029	19	5	66 071	1 029	19	—
5153	Grain and field beans -----	1	(D)	(D)	AA	1	(D)	(D)	AA	—
5154	Livestock -----	1	(D)	(D)	AA	1	(D)	(D)	AA	—
5159	Farm-product raw materials, n.e.c. -----	3	(D)	(D)	AA	3	(D)	(D)	AA	—
516	Chemicals and allied products -----	14	20 045	1 178	57	14	20 045	1 178	57	—
5162	Plastics materials and basic forms and shapes ---	3	(D)	(D)	AA	3	(D)	(D)	AA	—
5169	Chemicals and allied products, n.e.c. -----	11	(D)	(D)	BB	11	(D)	(D)	BB	—
517	Petroleum and petroleum products -----	20	(D)	(D)	CC	16	(D)	(D)	CC	4
5171	Petroleum bulk stations and terminals -----	17	(D)	(D)	CC	13	(D)	(D)	CC	4
5172	Petroleum and petroleum products wholesalers, except bulk stations and terminals -----	3	(D)	(D)	AA	3	(D)	(D)	AA	—
518	Beer, wine, and distilled alcoholic beverages -----	10	(D)	(D)	CC	6	(D)	(D)	CC	4
5181	Beer and ale -----	3	(D)	(D)	CC	2	(D)	(D)	CC	1
5182	Wine and distilled alcoholic beverages -----	7	(D)	(D)	BB	4	(D)	(D)	BB	3
519	Miscellaneous nondurable goods -----	34	(D)	(D)	EE	32	(D)	(D)	CC	2
5191	Farm supplies -----	10	(D)	(D)	BB	9	(D)	(D)	BB	1
5192	Books, periodicals, and newspapers -----	3	(D)	(D)	BB	2	(D)	(D)	BB	1
5193	Flowers, nursery stock, and florists' supplies ---	7	(D)	(D)	BB	7	(D)	(D)	BB	—
5194	Tobacco and tobacco products -----	2	(D)	(D)	BB	2	(D)	(D)	BB	—
5198	Paints, varnishes, and supplies -----	4	2 846	448	22	4	2 846	448	22	—
5199	Nondurable goods, n.e.c. -----	8	(D)	(D)	BB	8	(D)	(D)	BB	—
BONNEVILLE COUNTY										
	Wholesale trade -----	204	885 840	67 781	3 253	181	795 844	62 681	3 048	23
50	Durable goods -----	123	234 152	26 705	1 111	113	209 354	25 130	1 053	10
501	Motor vehicles and motor vehicle parts and supplies -----	23	22 238	2 933	168	22	(D)	(D)	CC	1
502	Furniture and home furnishings -----	2	(D)	(D)	AA	2	(D)	(D)	AA	—
503	Lumber and other construction materials -----	5	30 035	1 164	38	4	(D)	(D)	BB	1
504	Professional and commercial equipment and supplies -----	21	27 555	4 561	207	19	(D)	(D)	CC	2
505	Metals and minerals, except petroleum -----	5	8 941	828	35	4	(D)	(D)	BB	1
506	Electrical goods -----	17	31 616	3 376	137	16	(D)	(D)	CC	1
507	Hardware, and plumbing and heating equipment and supplies -----	12	20 640	2 001	71	11	(D)	(D)	BB	1
508	Machinery, equipment, and supplies -----	29	59 925	8 425	268	26	(D)	(D)	CC	3
509	Miscellaneous durable goods -----	9	(D)	(D)	CC	9	(D)	(D)	CC	—
51	Nondurable goods -----	81	651 688	41 076	2 142	68	586 490	37 551	1 995	13
511	Paper and paper products -----	10	26 703	3 514	170	9	(D)	(D)	CC	1
512	Drugs, drug proprietaries, and druggists' sundries ---	4	(D)	(D)	FF	4	(D)	(D)	FF	—
513	Apparel, piece goods, and notions -----	—	—	—	—	—	—	—	—	—
514	Groceries and related products -----	23	114 639	12 463	716	18	98 903	10 424	649	5
515	Farm-product raw materials -----	10	84 915	3 361	181	9	(D)	(D)	CC	1
516	Chemicals and allied products -----	2	(D)	(D)	AA	1	(D)	(D)	AA	1
517	Petroleum and petroleum products -----	9	114 125	5 769	182	9	114 125	5 769	182	—
518	Beer, wine, and distilled alcoholic beverages -----	5	14 500	1 802	76	5	14 500	1 802	76	—
519	Miscellaneous nondurable goods -----	18	(D)	(D)	CC	13	(D)	(D)	CC	5

Table 7. Summary Statistics for Metropolitan Areas: 1992

[For meaning of abbreviations and symbols, see introductory text. For explanation of terms and comparability of 1987 and 1992 censuses, see appendix A. For definitions of CMSA's, MSA's, and PMSA's, see appendix D]

SIC code	Geographic area and kind of business	Estab-lish-ments (number)	Sales (\$1,000)	Annual payroll (\$1,000)	Paid employees for pay period including March 12 (number)	Merchant wholesalers				Other operating types	
						Estab-lish-ments (number)	Sales (\$1,000)	Annual payroll (\$1,000)	Paid employees for pay period including March 12 (number)	Estab-lish-ments (number)	Sales (\$1,000)
BOISE CITY, ID MSA											
	Wholesale trade -----	761	3 961 643	225 454	8 833	646	1 937 647	169 662	6 973	115	2 023 996
50	Durable goods -----	494	1 477 173	138 844	5 343	444	(D)	(D)	HH	50	(D)
501	Motor vehicles and motor vehicle parts and supplies -----	93	268 185	21 591	1 224	89	(D)	(D)	FF	4	(D)
5012	Automobiles and other motor vehicles -----	20	153 381	7 609	543	18	(D)	(D)	CC	2	(D)
5013	Motor vehicle supplies and new parts -----	54	(D)	(D)	FF	52	(D)	(D)	EE	2	(D)
5014	Tires and tubes -----	9	38 759	2 869	97	9	38 759	2 869	97	-	-
5015	Motor vehicle parts, used -----	10	(D)	(D)	BB	10	(D)	(D)	BB	-	-
502	Furniture and homefurnishings -----	22	(D)	(D)	CC	20	(D)	(D)	CC	2	(D)
5021	Furniture -----	10	(D)	(D)	BB	9	(D)	(D)	BB	1	(D)
5023	Homefurnishings -----	12	(D)	(D)	CC	11	(D)	(D)	CC	1	(D)
503	Lumber and other construction materials -----	61	(D)	(D)	FF	53	(D)	(D)	FF	8	(D)
5031	Lumber, plywood, millwork, and wood panels -----	36	(D)	(D)	FF	31	(D)	(D)	EE	5	(D)
5032	Brick, stone, and related construction materials -----	6	12 302	1 580	68	5	(D)	(D)	BB	1	(D)
5033	Roofing, siding, and insulation materials -----	10	(D)	(D)	CC	9	(D)	(D)	CC	1	(D)
5039	Construction materials, n.e.c. -----	9	(D)	(D)	BB	8	(D)	(D)	BB	1	(D)
504	Professional and commercial equipment and supplies -----	64	114 094	23 345	678	54	64 157	11 345	469	10	49 937
5043	Photographic equipment and supplies -----	1	(D)	(D)	AA	1	(D)	(D)	AA	-	-
5044	Office equipment -----	14	(D)	(D)	CC	12	(D)	(D)	CC	2	(D)
5045	Computers and computer peripheral equipment and software -----	27	63 051	13 008	295	19	(D)	(D)	CC	8	(D)
5046	Commercial equipment, n.e.c. -----	6	(D)	(D)	BB	6	(D)	(D)	BB	-	-
5047	Medical, dental, and hospital equipment and supplies -----	11	15 136	2 729	74	11	15 136	2 729	74	-	-
5048	Ophthalmic goods -----	2	(D)	(D)	AA	2	(D)	(D)	AA	-	-
5049	Professional equipment and supplies, n.e.c. -----	3	(D)	(D)	BB	3	(D)	(D)	BB	-	-
505	Metals and minerals, except petroleum -----	9	(D)	(D)	CC	8	(D)	(D)	CC	1	(D)
5051	Metals service centers and offices -----	8	(D)	(D)	CC	7	(D)	(D)	CC	1	(D)
5052	Coal and other minerals and ores -----	1	(D)	(D)	AA	1	(D)	(D)	AA	-	-
506	Electrical goods -----	53	114 233	9 694	327	40	(D)	(D)	EE	13	(D)
5063	Electrical apparatus and equipment, wiring supplies, and construction materials -----	28	(D)	(D)	CC	20	(D)	(D)	CC	8	(D)
5064	Electrical appliances, television and radio sets -----	1	(D)	(D)	AA	1	(D)	(D)	AA	-	-
5065	Electronic parts and equipment, n.e.c. -----	24	(D)	(D)	CC	19	(D)	(D)	CC	5	(D)
507	Hardware, and plumbing and heating equipment and supplies -----	46	97 024	10 682	424	43	(D)	(D)	EE	3	(D)
5072	Hardware -----	12	13 424	2 756	131	12	13 424	2 756	131	-	-
5074	Plumbing and heating equipment and supplies (hydronics) -----	17	51 412	4 492	186	15	(D)	(D)	CC	2	(D)
5075	Warm air heating and air-conditioning equipment and supplies -----	12	(D)	(D)	BB	11	23 874	2 625	(D)	1	(D)
5078	Refrigeration equipment and supplies -----	5	(D)	(D)	BB	5	(D)	(D)	BB	-	-
508	Machinery, equipment, and supplies -----	114	248 505	32 163	1 168	107	233 486	31 511	1 141	7	15 019
5082	Construction and mining (except petroleum) machinery and equipment -----	13	60 737	7 874	233	13	60 737	7 874	233	-	-
5083	Farm and garden machinery and equipment -----	24	59 932	6 573	294	21	(D)	(D)	EE	3	(D)
5084	Industrial machinery and equipment -----	42	78 522	9 242	306	39	(D)	(D)	EE	3	(D)
5085	Industrial supplies -----	24	(D)	(D)	CC	23	33 891	5 517	(D)	1	(D)
5087	Service establishment equipment and supplies -----	10	(D)	(D)	CC	10	(D)	(D)	CC	-	-
5088	Transportation equipment and supplies, except motor vehicles -----	1	(D)	(D)	AA	1	(D)	(D)	AA	-	-
509	Miscellaneous durable goods -----	32	(D)	(D)	CC	30	(D)	(D)	CC	2	(D)
5091	Sporting and recreational goods and supplies -----	4	6 703	874	64	3	(D)	(D)	BB	1	(D)
5092	Toys and hobby goods and supplies -----	4	(D)	(D)	BB	4	(D)	(D)	BB	-	-
5093	Scrap and waste materials -----	13	12 125	1 837	84	13	12 125	1 837	84	-	-
5094	Jewelry, watches, precious stones, and precious metals -----	2	(D)	(D)	AA	2	(D)	(D)	AA	-	-
5099	Durable goods, n.e.c. -----	9	(D)	(D)	BB	8	(D)	(D)	BB	1	(D)
51	Nondurable goods -----	267	2 484 470	86 610	3 490	202	(D)	(D)	HH	65	(D)
511	Paper and paper products -----	35	60 579	6 503	275	26	(D)	(D)	CC	9	(D)
5111	Printing and writing paper -----	6	(D)	(D)	BB	4	(D)	(D)	BB	2	(D)
5112	Stationery and office supplies -----	24	(D)	(D)	CC	17	18 854	3 066	(D)	7	(D)
5113	Industrial and personal service paper -----	5	(D)	(D)	BB	5	(D)	(D)	BB	-	-
512	Drugs, drug proprietaries, and druggists' sundries -----	6	(D)	(D)	BB	4	3 959	706	(D)	2	(D)
5122	Drugs, drug proprietaries, and druggists' sundries -----	6	(D)	(D)	BB	4	3 959	706	(D)	2	(D)
513	Apparel, piece goods, and notions -----	12	(D)	(D)	BB	10	(D)	(D)	BB	2	(D)
5131	Piece goods, notions, and other dry goods -----	5	(D)	(D)	AA	5	(D)	(D)	AA	-	-
5136	Men's and boys' clothing and furnishings -----	4	(D)	(D)	BB	3	(D)	(D)	BB	1	(D)
5137	Women's, children's, and infants' clothing and accessories -----	2	(D)	(D)	AA	2	(D)	(D)	AA	-	-
5139	Footwear -----	1	(D)	(D)	AA	-	-	-	(D)	1	(D)
514	Groceries and related products -----	79	1 690 607	42 693	1 586	46	296 238	22 110	942	33	1 394 369
5141	Groceries, general line -----	12	(D)	(D)	EE	8	(D)	(D)	EE	4	(D)
5142	Packaged frozen foods -----	11	1 207 014	8 748	273	4	(D)	(D)	BB	7	(D)
5143	Dairy products, except dried or canned -----	3	(D)	(D)	BB	2	(D)	(D)	BB	1	(D)
5144	Poultry and poultry products -----	3	705	52	4	3	705	52	4	-	-
5145	Confectionery -----	3	(D)	(D)	BB	1	(D)	(D)	AA	2	(D)

Table 7. Summary Statistics for Metropolitan Areas: 1992 — Con.

[For meaning of abbreviations and symbols, see introductory text. For explanation of terms and comparability of 1987 and 1992 censuses, see appendix A. For definitions of CMSA's, MSA's, and PMSA's, see appendix D]

SIC code	Geographic area and kind of business	Estab- lish- ments (number)	Sales (\$1,000)	Annual payroll (\$1,000)	Paid employees for pay period including March 12 (number)	Merchant wholesalers			Other operating types		
						Estab- lish- ments (number)	Sales (\$1,000)	Annual payroll (\$1,000)	Paid employees for pay period including March 12 (number)	Estab- lish- ments (number)	Sales (\$1,000)
BOISE CITY, ID MSA — Con.											
51	Nondurable goods — Con.										
514	Groceries and related products — Con.										
5146	Fish and seafoods	1	(D)	(D)	AA	1	(D)	(D)	AA	—	—
5147	Meats and meat products	9	63 634	3 948	208	7	(D)	(D)	CC	2	(D)
5148	Fresh fruits and vegetables	11	41 943	3 959	166	8	(D)	(D)	CC	3	(D)
5149	Groceries and related products, n.e.c.	26	177 399	13 606	466	12	(D)	(D)	EE	14	(D)
515	Farm-product raw materials	13	167 392	4 377	275	10	(D)	(D)	CC	3	(D)
5153	Grain and field beans	5	(D)	(D)	BB	5	(D)	(D)	BB	—	—
5154	Livestock	4	(D)	(D)	CC	1	(D)	(D)	AA	3	(D)
5159	Farm-product raw materials, n.e.c.	4	(D)	(D)	BB	4	(D)	(D)	BB	—	—
516	Chemicals and allied products	16	(D)	(D)	BB	16	(D)	(D)	BB	—	—
5162	Plastics materials and basic forms and shapes ...	3	(D)	(D)	AA	3	(D)	(D)	AA	—	—
5169	Chemicals and allied products, n.e.c.	13	(D)	(D)	BB	13	(D)	(D)	BB	—	—
517	Petroleum and petroleum products	30	243 737	5 478	269	26	(D)	(D)	EE	4	(D)
5171	Petroleum bulk stations and terminals	27	(D)	(D)	EE	23	79 668	4 619	(D)	4	(D)
5172	Petroleum and petroleum products wholesalers, except bulk stations and terminals	3	(D)	(D)	AA	3	(D)	(D)	AA	—	—
518	Beer, wine, and distilled alcoholic beverages	11	(D)	(D)	CC	7	(D)	(D)	CC	4	21 568
5181	Beer and ale	3	(D)	(D)	CC	2	(D)	(D)	CC	1	(D)
5182	Wine and distilled alcoholic beverages	8	(D)	(D)	BB	5	(D)	(D)	BB	3	(D)
519	Miscellaneous nondurable goods	65	(D)	(D)	FF	57	(D)	(D)	FF	8	(D)
5191	Farm supplies	36	134 567	10 167	442	29	(D)	(D)	EE	7	(D)
5192	Books, periodicals, and newspapers	4	(D)	(D)	BB	3	(D)	(D)	BB	1	(D)
5193	Flowers, nursery stock, and florists' supplies ...	8	(D)	(D)	BB	8	(D)	(D)	BB	—	—
5194	Tobacco and tobacco products	2	(D)	(D)	BB	2	(D)	(D)	BB	—	—
5198	Paints, varnishes, and supplies	4	2 846	448	22	4	2 846	448	22	—	—
5199	Nondurable goods, n.e.c.	11	(D)	(D)	BB	11	(D)	(D)	BB	—	—

Table 8. Summary Statistics for the Area Outside Metropolitan Areas: 1992

[For meaning of abbreviations and symbols, see introductory text. For explanation of terms and comparability of 1987 and 1992 censuses, see appendix A. For definitions of CMSA's, MSA's, and PMSA's, see appendix D]

SIC code	Kind of business	Estab- lish- ments (number)	Sales (\$1,000)	Annual payroll (\$1,000)	Paid employees for pay period including March 12 (number)	Merchant wholesalers			Other operating types		
						Estab- lish- ments (number)	Sales (\$1,000)	Annual payroll (\$1,000)	Paid employees for pay period including March 12 (number)	Estab- lish- ments (number)	Sales (\$1,000)
	Wholesale trade	1 527	4 919 323	302 771	16 061	1 398	3 498 211	274 582	14 747	129	1 421 112
50	Durable goods	774	1 950 795	124 381	5 809	732	(D)	(D)	11	42	(D)
501	Motor vehicles and motor vehicle parts and supplies	174	160 126	21 551	1 240	171	159 175	21 447	1 235	3	951
5012	Automobiles and other motor vehicles	20	47 397	4 980	219	20	47 397	4 980	219	—	—
5013	Motor vehicle supplies and new parts	110	(D)	(D)	FF	108	(D)	(D)	FF	2	(D)
5014	Tires and tubes	21	(D)	(D)	CC	20	(D)	(D)	CC	1	(D)
5015	Motor vehicle parts, used	23	(D)	(D)	CC	23	(D)	(D)	CC	—	—
502	Furniture and home furnishings	11	(D)	(D)	BB	11	(D)	(D)	BB	—	—
5021	Furniture	5	(D)	(D)	BB	5	(D)	(D)	BB	—	—
5023	Home furnishings	6	(D)	(D)	BB	6	(D)	(D)	BB	—	—
503	Lumber and other construction materials	47	(D)	(D)	EE	38	(D)	(D)	CC	9	(D)
5031	Lumber, plywood, millwork, and wood panels ...	24	(D)	(D)	CC	20	(D)	(D)	CC	4	(D)
5032	Brick, stone, and related construction materials ...	7	6 290	838	24	5	(D)	(D)	BB	2	(D)
5033	Roofing, siding, and insulation materials	7	(D)	(D)	BB	7	(D)	(D)	BB	—	—
5039	Construction materials, n.e.c.	9	(D)	(D)	BB	6	(D)	(D)	BB	3	(D)
504	Professional and commercial equipment and supplies	80	90 371	11 809	522	76	84 600	11 117	508	4	5 771
5043	Photographic equipment and supplies	—	—	—	—	—	—	—	—	—	—
5044	Office equipment	25	(D)	(D)	CC	24	(D)	(D)	CC	1	(D)
5045	Computers and computer peripheral equipment and software	27	23 066	2 464	114	25	(D)	(D)	CC	2	(D)
5046	Commercial equipment, n.e.c.	9	(D)	(D)	BB	9	(D)	(D)	BB	—	—
5047	Medical, dental, and hospital equipment and supplies	9	18 683	1 481	52	9	18 683	1 481	52	—	—
5048	Ophthalmic goods	4	(D)	(D)	BB	3	(D)	(D)	BB	1	(D)
5049	Professional equipment and supplies, n.e.c.	6	(D)	(D)	BB	6	(D)	(D)	BB	—	—
505	Metals and minerals, except petroleum	21	(D)	(D)	CC	19	(D)	(D)	CC	2	(D)
5051	Metals service centers and offices	21	(D)	(D)	CC	19	(D)	(D)	CC	2	(D)
5052	Coal and other minerals and ores	—	—	—	—	—	—	—	—	—	—
506	Electrical goods	77	100 836	11 673	530	74	(D)	(D)	EE	3	(D)
5063	Electrical apparatus and equipment, wiring supplies, and construction materials	44	(D)	(D)	EE	43	(D)	(D)	EE	1	(D)
5064	Electrical appliances, television and radio sets ...	4	(D)	(D)	AA	3	(D)	(D)	AA	1	(D)
5065	Electronic parts and equipment, n.e.c.	29	(D)	(D)	CC	28	23 757	3 773	183	1	(D)

Table 8. Summary Statistics for the Area Outside Metropolitan Areas: 1992 —Con.

[For meaning of abbreviations and symbols, see introductory text. For explanation of terms and comparability of 1987 and 1992 censuses, see appendix A. For definitions of CMSA's, MSA's, and PMSA's, see appendix D]

SIC code	Kind of business	Estab-lish-ments (number)	Sales (\$1,000)	Annual payroll (\$1,000)	Paid employees for pay period including March 12 (number)	Merchant wholesalers			Other operating types		
						Estab-lish-ments (number)	Sales (\$1,000)	Annual payroll (\$1,000)	Paid employees for pay period including March 12 (number)	Estab-lish-ments (number)	Sales (\$1,000)
Wholesale trade —Con.											
50	Durable goods —Con.										
507	Hardware, and plumbing and heating equipment and supplies	58	85 083	8 849	369	57	(D)	(D)	EE	1	(D)
5072	Hardware	18	19 024	2 675	121	18	19 024	2 675	121	—	—
5074	Plumbing and heating equipment and supplies (hydronics)	26	54 890	4 904	196	26	54 890	4 904	196	—	—
5075	Warm air heating and air-conditioning equipment and supplies	11	(D)	(D)	BB	10	(D)	(D)	BB	1	(D)
5078	Refrigeration equipment and supplies	3	(D)	(D)	AA	3	(D)	(D)	AA	—	—
508	Machinery, equipment, and supplies	227	426 493	46 801	1 986	215	390 652	44 352	1 887	12	35 841
5082	Construction and mining (except petroleum) machinery and equipment	15	67 175	6 890	266	15	67 175	6 890	266	—	—
5083	Farm and garden machinery and equipment	117	259 772	25 811	1 177	107	(D)	(D)	GG	10	(D)
5084	Industrial machinery and equipment	35	31 597	3 993	194	34	(D)	(D)	CC	1	(D)
5085	Industrial supplies	40	(D)	(D)	CC	39	(D)	(D)	CC	1	(D)
5087	Service establishment equipment and supplies	17	(D)	(D)	CC	17	(D)	(D)	CC	—	—
5088	Transportation equipment and supplies, except motor vehicles	3	(D)	(D)	AA	3	(D)	(D)	AA	—	—
509	Miscellaneous durable goods	79	(D)	(D)	FF	71	(D)	(D)	FF	8	(D)
5091	Sporting and recreational goods and supplies	22	48 841	3 641	229	19	(D)	(D)	CC	3	(D)
5092	Toys and hobby goods and supplies	3	(D)	(D)	AA	3	(D)	(D)	AA	—	—
5093	Scrap and waste materials	21	28 093	3 586	217	20	(D)	(D)	CC	1	(D)
5094	Jewelry, watches, precious stones, and precious metals	6	(D)	(D)	AA	5	(D)	(D)	AA	1	(D)
5099	Durable goods, n.e.c.	27	(D)	(D)	CC	24	(D)	(D)	CC	3	(D)
51	Nondurable goods	753	2 968 528	178 390	10 252	666	(D)	(D)	II	87	(D)
511	Paper and paper products	37	49 346	7 243	426	36	(D)	(D)	EE	1	(D)
5111	Printing and writing paper	1	(D)	(D)	AA	1	(D)	(D)	AA	—	—
5112	Stationery and office supplies	29	(D)	(D)	EE	28	(D)	(D)	EE	1	(D)
5113	Industrial and personal service paper	7	(D)	(D)	BB	7	(D)	(D)	BB	—	—
512	Drugs, drug proprietaries, and druggists' sundries	10	(D)	(D)	FF	10	(D)	(D)	FF	—	—
5122	Drugs, drug proprietaries, and druggists' sundries	10	(D)	(D)	FF	10	(D)	(D)	FF	—	—
513	Apparel, piece goods, and notions	9	2 780	478	41	9	2 780	478	41	—	—
5131	Piece goods, notions, and other dry goods	3	(D)	(D)	AA	3	(D)	(D)	AA	—	—
5136	Men's and boys' clothing and furnishings	4	(D)	(D)	BB	4	(D)	(D)	BB	—	—
5137	Women's, children's, and infants' clothing and accessories	2	(D)	(D)	AA	2	(D)	(D)	AA	—	—
5139	Footwear	—	—	—	—	—	—	—	—	—	—
514	Groceries and related products	138	703 504	62 891	4 240	104	600 338	52 491	3 821	34	103 166
5141	Groceries, general line	7	(D)	(D)	CC	6	(D)	(D)	CC	1	(D)
5142	Packages, frozen foods	7	22 068	3 302	239	6	(D)	(D)	CC	1	(D)
5143	Dairy products, except dried or canned	12	(D)	(D)	CC	6	(D)	(D)	BB	6	(D)
5144	Poultry and poultry products	1	(D)	(D)	BB	1	(D)	(D)	BB	—	—
5145	Confectionery	3	(D)	(D)	BB	3	(D)	(D)	BB	—	—
5146	Fish and seafoods	1	(D)	(D)	AA	1	(D)	(D)	AA	—	—
5147	Meats and meat products	6	10 381	795	55	6	10 381	795	55	—	—
5148	Fresh fruits and vegetables	61	308 975	36 803	3 067	55	(D)	(D)	HH	6	(D)
5149	Groceries and related products, n.e.c.	40	105 122	13 527	479	20	(D)	(D)	CC	20	(D)
515	Farm-product raw materials	151	776 477	24 224	1 498	139	(D)	(D)	GG	12	(D)
5153	Grain and field beans	130	(D)	(D)	GG	130	(D)	(D)	GG	—	—
5154	Livestock	18	(D)	(D)	EE	6	(D)	(D)	AA	12	(D)
5159	Farm-product raw materials, n.e.c.	3	(D)	(D)	AA	3	(D)	(D)	AA	—	—
516	Chemicals and allied products	16	(D)	(D)	BB	14	(D)	(D)	BB	2	(D)
5162	Plastics materials and basic forms and shapes	1	(D)	(D)	AA	1	(D)	(D)	AA	—	—
5169	Chemicals and allied products, n.e.c.	15	(D)	(D)	BB	13	(D)	(D)	BB	2	(D)
517	Petroleum and petroleum products	141	547 767	22 087	1 059	133	(D)	(D)	GG	8	(D)
5171	Petroleum bulk stations and terminals	115	(D)	(D)	FF	110	(D)	(D)	FF	5	(D)
5172	Petroleum and petroleum products wholesalers, except bulk stations and terminals	26	(D)	(D)	CC	23	(D)	(D)	CC	3	(D)
518	Beer, wine, and distilled alcoholic beverages	39	(D)	(D)	EE	39	(D)	(D)	EE	—	—
5181	Beer and ale	33	(D)	(D)	EE	33	(D)	(D)	EE	—	—
5182	Wine and distilled alcoholic beverages	6	(D)	(D)	BB	6	(D)	(D)	BB	—	—
519	Miscellaneous nondurable goods	212	518 796	38 429	1 844	182	(D)	(D)	GG	30	(D)
5191	Farm supplies	167	419 302	31 532	1 458	141	(D)	(D)	GG	26	(D)
5192	Books, periodicals, and newspapers	4	(D)	(D)	BB	4	(D)	(D)	BB	—	—
5193	Flowers, nursery stock, and florists' supplies	3	(D)	(D)	BB	3	(D)	(D)	BB	—	—
5194	Tobacco and tobacco products	8	(D)	(D)	CC	8	(D)	(D)	CC	—	—
5198	Paints, varnishes, and supplies	6	2 072	281	18	6	2 072	281	18	—	—
5199	Nondurable goods, n.e.c.	24	21 041	2 042	169	20	(D)	(D)	CC	4	(D)

Table 9. Places With 2,500 Inhabitants or More Ranked by Volume of Sales: 1992

[For meaning of abbreviations and symbols, see introductory text. For explanation of terms and comparability of 1987 and 1992 censuses, see appendix A. For information on geographic areas followed by ▲, see appendix F]

Geographic area	Rank ¹	Sales (\$1,000)	Cumulative		Geographic area	Rank ¹	Sales (\$1,000)	Cumulative	
			Sales (\$1,000)	Percent of State total				Sales (\$1,000)	Percent of State total
Idaho	(X)	8 880 966	8 880 966	100.0	Idaho—Con.				
Boise City	1	2 817 403	2 817 403	31.7	Payette	21	20 794	5 836 334	65.7
Idaho Falls	2	783 222	3 600 625	40.5	Grangeville	22	20 377	5 856 711	65.9
Pocatello ▲	3	395 320	3 995 945	45.0	Eagle	23	17 611	5 874 322	66.1
Twin Falls	4	283 915	4 279 860	48.2	Montpelier	24	15 282	5 889 604	66.3
Nampa	5	280 304	4 560 164	51.3	Heyburn	25	14 260	5 903 864	66.5
Lewiston	6	224 504	4 784 668	53.9	Ketchum	26	10 806	5 914 670	66.6
Burley ▲	7	153 695	4 938 363	55.6	St. Anthony	27	9 921	5 924 591	66.7
Caldwell	8	152 439	5 090 802	57.3	Hailey	28	6 835	5 931 426	66.8
Rupert	9	133 385	5 224 187	58.8	Kellogg	29	1 172	5 932 598	66.8
Garden City	10	111 597	5 335 784	60.1	Ammon	(X)	(D)	(X)	(X)
Blackfoot	11	101 937	5 437 721	61.2	Coeur d'Alene	(X)	(D)	(X)	(X)
Meridian	12	94 625	5 532 346	62.3	Emmett	(X)	(D)	(X)	(X)
Rexburg	13	46 911	5 579 257	62.8	Gooding	(X)	(D)	(X)	(X)
Amman Falls	14	45 946	5 625 203	63.3	Hayden	(X)	(D)	(X)	(X)
Moscow	15	45 333	5 670 536	63.9	Jerome	(X)	(D)	(X)	(X)
Preston	16	34 642	5 705 178	64.2	Mountain Home	(X)	(D)	(X)	(X)
Sandpoint	17	34 625	5 739 803	64.6	Orofino	(X)	(D)	(X)	(X)
Chubbuck	18	28 510	5 768 313	65.0	Post Falls	(X)	(D)	(X)	(X)
Buhl	19	23 923	5 792 236	65.2	Rigby	(X)	(D)	(X)	(X)
Soda Springs	20	23 304	5 815 540	65.5	Salmon	(X)	(D)	(X)	(X)
					Shelley	(X)	(D)	(X)	(X)
					Weiser	(X)	(D)	(X)	(X)

¹Places with suppressed sales (if applicable) are listed at end of table rather than by rank to avoid disclosing data for individual companies.

Table 10. Counties Ranked by Volume of Sales: 1992

[For meaning of abbreviations and symbols, see introductory text. For explanation of terms and comparability of 1987 and 1992 censuses, see appendix A. For information on geographic areas followed by ▲, see appendix F]

Geographic area	Rank ¹	Sales (\$1,000)	Cumulative		Geographic area	Rank ¹	Sales (\$1,000)	Cumulative	
			Sales (\$1,000)	Percent of State total				Sales (\$1,000)	Percent of State total
Idaho	(X)	8 880 966	8 880 966	100.0	Idaho—Con.				
Ada	1	3 402 649	3 402 649	38.3	Fremont	21	52 155	8 504 573	95.8
Kootenai	2	1 069 239	4 471 888	50.4	Idaho	22	47 090	8 551 663	96.3
Bonneville	3	885 840	5 357 728	60.3	Owyhee	23	35 991	8 587 654	96.7
Canyon	4	558 994	5 916 722	66.6	Lewis	24	33 170	8 620 824	97.1
Bannock	5	429 090	6 345 812	71.5	Caribou	25	32 654	8 653 478	97.4
Twin Falls	6	399 722	6 745 534	76.0	Benewah	26	29 279	8 682 757	97.8
Nez Perce	7	229 706	6 975 240	78.5	Elmore	27	27 013	8 709 770	98.1
Jerome	8	226 591	7 201 831	81.1	Gem	28	19 765	8 729 535	98.3
Cassia	9	218 594	7 420 425	83.6	Boundary	29	19 620	8 749 155	98.5
Minidoka	10	208 125	7 628 550	85.9	Bear Lake	30	15 282	8 764 437	98.7
Bingham	11	207 103	7 835 653	88.2	Clearwater	31	8 769	8 773 206	98.8
Latah	12	94 660	7 930 313	89.3	Lemhi	32	6 961	8 780 167	98.9
Madison	13	81 813	8 012 126	90.2	Butte	33	6 472	8 786 639	98.9
Blaine	14	71 561	8 083 687	91.0	Teton	34	4 055	8 790 694	99.0
Jefferson	15	64 847	8 148 534	91.8	Clark	(X)	-	8 790 694	99.0
Power	16	64 626	8 213 160	92.5	Adams	(X)	(D)	(X)	(X)
Payette	17	63 456	8 276 616	93.2	Boise	(X)	(D)	(X)	(X)
Washington	18	61 180	8 337 796	93.9	Camas	(X)	(D)	(X)	(X)
Gooding	19	58 311	8 396 107	94.5	Custer	(X)	(D)	(X)	(X)
Bonner	20	56 311	8 452 418	95.2	Franklin	(X)	(D)	(X)	(X)
					Lincoln	(X)	(D)	(X)	(X)
					Oneida	(X)	(D)	(X)	(X)
					Shoshone	(X)	(D)	(X)	(X)
					Valley	(X)	(D)	(X)	(X)

¹Counties with suppressed sales (if applicable) are listed at end of table rather than by rank to avoid disclosing data for individual companies.

CENSUS TIPS

RUN-ID:	BATCH_1274	
ACCOUNT:	UFCEN	
PROJECT ID:	[UFCB,D_SIPES]	
MACHINE:	EPCV21	
OUTPUT REEL:	NOreel	
DATE/TIME:	7/11/94 11:31:19	
USER-ID:	D_SIPES	
INPUT DATA FILE:	W_ID_TIPS.DAT;1	7/ 7/94 14:17:00
TABLE SUMMARY FILE:	W_ID_TIPS92.DAT;1	7/ 7/94 14:17:27
UNCOMPOSED TABLE FILE:	W_ID_TIPS93.DAT;1	7/ 7/94 14:17:28
META FILE:	W_ID_TIPS96.DAT;1	7/ 7/94 14:18:42

Appendix A.

General Explanation

CENSUS COVERAGE AND METHODOLOGY

Structure and method of enumeration. All wholesale firms that had at least one quarter of payroll in 1992 were included in the census of wholesale trade and were mailed either a regular census form or a short form designed to collect basic data and classification information only. The coverage and the method of obtaining census information from each follow:

1. Large companies, i.e., all multiunit firms and all single unit firms above the payroll size cutoff established to separate large from small employers, and a 10-percent sample of the small employers were mailed the appropriate 1992 Census of Distributive Trades establishment report forms. Although the payroll cutoff varied by kind of business, small employers generally included firms with one to three employees and represented about 10 percent of total wholesale sales. For the large companies, a report of company organization is conducted periodically to identify firms which operated establishments at more than one location and to obtain information on payroll and mid-March employment at each location. The 1991 Report of Company Organization was used as a coverage check in the census. In the 1992 Census, all multiestablishment firms were asked to notify the Census Bureau of any establishments for which a form was not received. Report forms were subsequently provided to the firms for these establishments.
2. Small companies other than those included in the 10-percent sample described above were mailed the short forms, which did not include questions on sales by commodity lines and employment by principal activity.

Method of classifying kinds of business. Establishments receiving the regular census forms were classified on the basis of their answers to questions on sales by commodity lines and other inquiries. Those that received short forms were classified on the basis of their self-designation and answers to other inquiries.

COMPARABILITY OF THE 1987 AND 1992 CENSUSES

The 1987 and 1992 censuses were conducted under similar conditions and procedures except for the following:

Classifications. In both 1992 and 1987, classifications are based on the *1987 Standard Industrial Classification (SIC) Manual*.¹ As a result of a later clarification in 1992, the sale of industrial controls has been classified in electrical apparatus and equipment, wiring supplies, and construction materials (SIC 5063) as it was in 1982 and all previous censuses. In 1987, the sale of industrial controls was classified in industrial machinery and equipment (SIC 5084).

Geographic areas. The boundaries of a number of areas for which data are shown in the 1992 census are not the same as in the 1987 census because of annexations; other boundary changes; and redefinitions of metropolitan statistical areas (MSA's), primary metropolitan statistical areas (PMSA's), and consolidated metropolitan statistical areas (CMSA's).² In addition, data for consolidated cities are included in the 1992 census.

Data for special economic urban areas (SEUA's) with 10,000 inhabitants or more in Michigan, Minnesota, New York, and Wisconsin qualified for publication in the 1992 census. This included townships in Michigan and Minnesota and towns in New York and Wisconsin. However, Minnesota did not have any townships that met the publication criteria.

EXPLANATION OF TERMS

Establishments. An establishment is a single physical location at which business is conducted. It is not necessarily identical with a company or enterprise, which may consist of one establishment or more. Census of wholesale trade figures represent a summary of reports for individual establishments rather than companies. For cases where a census report was received, separate information was obtained for each location where business was conducted. When administrative records of other Federal agencies were used instead of a census report, no information was available on the number of locations operated. Estimates of this number were derived from a sample and are provided in the wholesale trade report, *Miscellaneous*

¹*Standard Industrial Classification Manual: 1987.* For sale by Superintendent of Documents, U.S. Government Printing Office, Washington, DC 20402. Stock No. 041-001-00314-2.

²Newly defined metropolitan areas (MA's) were announced by the Office of Management and Budget (OMB) effective June 30, 1993.

Subjects (WC92-S-4). Each wholesale establishment was tabulated according to the physical location at which the business was conducted. The count of establishments represents the number in business at any time during 1992. Appendix G provides a comparison of the number of establishments active any time during the year versus the number in business at the end of the year.

When two activities or more were carried on at a single location under a single ownership, all activities generally were grouped together as a single establishment. The entire establishment was classified on the basis of its major activity and all data for it were included in that classification. However, when distinct and separate economic activities (for which different industry classification codes were appropriate) were conducted at a single location under a single ownership, and when conditions prescribed by the SIC manual for recognizing the existence of more than one establishment were met, separate establishment reports for each of the different activities were obtained in the census.

Firms. A firm is a business organization or entity consisting of one domestic establishment (location) or more under common ownership or control. All establishments of subsidiary firms are included as part of the owning or controlling firm. For the economic census, the terms "firm" and "company" are synonymous.

Sales. Sales include merchandise sold for cash or credit at wholesale and retail by establishments primarily engaged in wholesale trade; receipts from rental or leasing of vehicles, equipment, instruments, tools, etc.; receipts for delivery, installation, maintenance, repair, alteration, storage, and other services; and gasoline, liquor, tobacco, and other excise taxes which are paid by the manufacturer and passed on to the wholesaler.

Sales are net after deductions for refunds and allowances for merchandise returned by customers. Trade-in allowances are not deducted from total sales. Total sales do not include carrying or other credit charges; sales (or other) taxes collected from customers and forwarded to taxing authorities; and nonoperating income from such sources as investments, rental or sale of real estate, etc.

Sales in this report do not include wholesale sales made by manufacturers, retailers, service establishments, or other businesses whose primary activity is other than wholesale trade. They do include receipts other than from the sale of merchandise at wholesale, e.g., service receipts, retail sales, etc., by establishments primarily engaged in wholesale trade.

Sales figures include sales of all establishments in business at any time during the year. Sales shown for agents and brokers represented the value of the goods involved in the transactions rather than the commissions received or earnings.

Annual payroll. Payroll includes all forms of compensation such as salaries, wages, commissions, bonuses, vacation allowances, sick-leave pay, employee contributions to

qualified pension plans, and the value of payments in kind (e.g., free meals and lodgings) paid during the year to all employees. For corporations, payroll includes amounts paid to officers and executives; for unincorporated businesses, it does not include profit or other compensation of proprietors or partners. Payroll is reported before deductions for social security, income tax, insurance, union dues, etc. This definition of payroll is the same as that used on Internal Revenue Service (IRS) form 941.

First quarter payroll. This item consists of payroll, as defined above, paid to persons employed at any time during the quarter January to March 1992.

Paid employees for pay period including March 12. Paid employees consist of the full- and part-time employees, including salaried officers and executives of corporations, who were on the payroll during the pay period including March 12. Included are employees on paid sick leave, paid holidays, and paid vacations; not included are proprietors and partners of unincorporated businesses. The definition of paid employees is the same as that used on IRS form 941.

1992 and 1991 inventories. Inventories consist of stocks of merchandise for sale at the end of 1992 and 1991. They were reported on an ownership basis; all merchandise owned by reporting establishments is included, even though some may be held by others for sale on consignment. Goods held by the reporting establishment, but owned by others, are not included. Data for 1992 and 1991 inventories LIFO composition are published in the 1992 Census of Wholesale Trade report, *Miscellaneous Subjects (WC92-S-4)*.

Operating expenses. Operating expenses include payroll as well as overhead expenses of the establishment. They do not include the cost of goods sold; income or excise taxes; or withdrawals by proprietors or partners of unincorporated businesses.

Auxiliary establishments. Each company included in this census was asked to identify and separately report auxiliary locations whose primary functions were to manage, administer, service, or support the activities of the other establishments of the company. Data presented in this report do not include auxiliary establishments. Data for auxiliaries are presented in a subsequent report issued as part of the 1992 Enterprise Statistics reports.

KIND-OF-BUSINESS CLASSIFICATIONS

Wholesale trade, major groups 50 and 51 in the 1987 SIC manual, includes establishments primarily engaged in selling merchandise to retailers; to industrial, commercial, institutional, farm, or professional business users; or to other wholesalers; or acting as agents or brokers in buying merchandise for or selling merchandise to such persons or companies.

The principal types of establishments included are:

1. Merchant wholesalers who take title to the goods they sell, such as wholesale merchants or jobbers, industrial distributors, voluntary group wholesalers, drop shippers, retailer cooperative warehouses, terminal elevators, and cooperative buying associations.
2. Manufacturers' sales branches and offices (but not retail stores) maintained by manufacturing or mining enterprises apart from their plants or mines for the purpose of marketing their products. Sales branches and offices located at plants are included when separate records are available.
3. Agents, brokers, and commission merchants who buy or sell products owned by others on a commission or agency basis.

Establishments primarily engaged in the wholesale distribution of used products are classified on the basis of the product sold. Establishments primarily engaged in selling merchandise to contractors are included in wholesale trade, with the exception of lumber yards and paint, glass, and wallpaper stores. These exceptions are classified in retail trade if they consider themselves retail, sell to the general public, and their sales to contractors and the general public is more than half their total sales.

Establishments covered by the census were assigned kind-of-business classifications according to the industry classifications defined in the 1987 SIC manual. When a more detailed classification than defined in the SIC manual was needed, additional kinds-of-business were identified within an SIC industry.

Kind-of-business classifications are not interchangeable with commodity classifications, because most businesses sell several kinds of commodities. The kind-of-business code assigned generally reflects either the individual commodity or the commodity group which is the primary source of the establishment's receipts, or some mixture of commodities which characterizes the establishment's business. Thus, the classification of establishments by kind of business does not make it possible to determine either the number of establishments handling a particular commodity or the sales of that commodity. For example, the groceries and related products classification excludes establishments selling food if the sale of food is not the primary source of receipts; moreover, even though establishments are classified as groceries and related products, some of their receipts may be derived from the sale of nonfood products. Information on the extent to which commodities are handled by different kinds of business is available in the 1992 Census of Wholesale Trade report, *Commodity Line Sales* (WC92-S-3). Descriptions of the 1992 Census of Wholesale Trade kind-of-business classifications follow:

Durable Goods (SIC Major Group 50)

This major group includes establishments primarily engaged in the wholesale distribution of durable goods.

Motor vehicles and motor vehicle parts and supplies (SIC 501)

Automobiles and other motor vehicles (SIC 5012). Establishments primarily engaged in the wholesale distribution of new and used passenger automobiles, trucks, trailers, and other motor vehicles, including motorcycles, motor homes, and snowmobiles. Automobile distributors primarily engaged in selling at retail to individual customers for personal use, and also selling a limited amount of new and used passenger automobiles and trucks at wholesale, are classified in Retail Trade, Industry 5511.

SIC 5012 is subdivided in some tables into—

1. Automobile, light trucks, motorcycles, busses and recreational vehicles.
 - a. Automobiles and motorcycles.
 - b. Buses and recreational vehicles.
 - c. Light trucks and vans (14,000 lb or less).
2. Medium and heavy trucks and tractors (over 14,000 lb).
 - a. Medium trucks (14,001 to 26,000 lb).
 - b. Heavy trucks and tractors (over 26,000 lb).

Motor vehicle supplies and new parts (SIC 5013). Establishments primarily engaged in the wholesale distribution of motor vehicle supplies, accessories, tools, and equipment; and new motor vehicle parts.

SIC 5013 is subdivided in some tables into—

1. Motor vehicle supplies and new parts—warehouse distributors.
2. Motor vehicle supplies and new parts—jobbers.
3. Petroleum products marketing equipment.

Tires and tubes (SIC 5014). Establishments primarily engaged in the wholesale distribution of tires and tubes for passenger and commercial vehicles.

Motor vehicle parts, used (SIC 5015). Establishments primarily engaged in the wholesale distribution at wholesale or retail of used motor vehicle parts. This industry includes establishments primarily engaged in dismantling motor vehicles for the purpose of selling parts. Establishments primarily engaged in dismantling motor vehicles for scrap are classified in Industry 5093.

Furniture and homefurnishings (SIC 502)

Furniture (SIC 5021). Establishments primarily engaged in the wholesale distribution of furniture, including bedsprings, mattresses, and other household furniture; office furniture;

and furniture for public parks and buildings. Establishments primarily engaged in the wholesale distribution of partitions, shelving, lockers, and store fixtures are classified in Industry 5046.

SIC 5021 is subdivided in some tables into—

1. Household and lawn furniture.
2. Office and business furniture.

Homefurnishings (SIC 5023). Establishments primarily engaged in the wholesale distribution of homefurnishings and housewares, including antiques; china; glassware and earthenware; lamps (including electric), curtains and draperies; linens and towels; and carpets, linoleum, and all other types of hard and soft surface floor coverings. Establishments primarily engaged in the wholesale distribution of other electrical household goods are classified in Industry 5064, and those distributing precious metal flatware are classified in Industry 5094.

SIC 5023 is subdivided in some tables into—

1. Household china, glassware, and crockery.
2. Linens, domestics, draperies, and curtains.
3. Floor coverings.
4. Other homefurnishings.

Lumber and other construction materials (SIC 503)

Lumber, plywood, millwork and wood panels (SIC 5031). Establishments, with or without yards, primarily engaged in the wholesale distribution of rough, dressed, and finished lumber (but not timber); plywood; reconstituted wood fiber products; doors and windows and their frames (all materials); wood fencing; and other wood or metal millwork.

SIC 5031 is subdivided in some tables into—

1. Lumber—without yard.
2. Lumber—with yard.
3. Plywood, millwork, and wood panels

Brick, stone, and related construction materials (SIC 5032). Establishments primarily engaged in the wholesale distribution of stone, cement, lime construction sand, and gravel; brick (except refractory); asphalt and concrete mixtures; and concrete, stone, and structural clay products (other than refractories). Distributors of industrial sand and of refractory materials are classified in Industry 5085. Establishments primarily engaged in producing ready-mixed concrete are classified in Manufacturing, Industry 3273.

SIC 5032 is subdivided in some tables into—

1. Brick, block, tile, clay/cement sewer pipe.
2. Sand, gravel, and stone.
3. Cement, lime, and related products.

Roofing, siding, and insulation materials (SIC 5033). Establishments primarily engaged in the wholesale distribution of roofing, siding (except wood), and insulation materials.

Construction materials, n.e.c. (SIC 5039). Establishments primarily engaged in the wholesale distribution of mobile homes and of construction materials, not elsewhere classified, including prefabricated buildings and glass. Establishments selling construction materials to the general public and known as retail in the trade are classified in Retail Trade, Industry 5211. Establishments primarily engaged in marketing heavy structural metal products are classified in Industry 5051.

SIC 5039 is subdivided in some tables into—

1. Flat glass and other construction glass.
2. Other construction materials.

Professional and commercial equipment and supplies (SIC 504)

Photographic equipment and supplies (SIC 5043). Establishments primarily engaged in the wholesale distribution of photographic equipment and supplies. Establishments primarily engaged in the wholesale distribution of photocopy, microfilm, and similar equipment are classified in Industry 5044.

Office equipment (SIC 5044). Establishments primarily engaged in the wholesale distribution of office machines and related equipment, including photocopy and microfilm equipment, and safes and vaults. These establishments frequently also sell office supplies. However, establishments primarily engaged in wholesaling most office supplies are classified in Industry Group 511. Establishments primarily engaged in wholesaling office furniture are classified in Industry 5021; and those wholesaling computers and peripheral equipment are classified in Industry 5045.

Computers and computer peripheral equipment and software (SIC 5045). Establishments primarily engaged in the wholesale distribution of computers, computer peripheral equipment, and computer software. These establishments frequently may sell related supplies, but establishments primarily engaged in wholesaling supplies are classified according to the individual product (for example, computer paper in Industry 5112). Establishments primarily engaged in the wholesale distribution of modems and other electronic communications equipment are classified in Industry 5065. Establishments primarily engaged in selling computers and computer peripheral equipment and software for other than business or professional use are classified in Retail Trade, Industry 5734.

SIC 5045 is subdivided in some tables into—

1. Computers and peripheral equipment (selling primarily to business customers).

- a. Computers and peripheral equipment sold for resale.
 - b. Computers and peripheral equipment sold for end use.
2. Computer software (prepackaged, off-the-shelf).

Commercial equipment, n.e.c. (SIC 5046). Establishments primarily engaged in the wholesale distribution of commercial and related machines and equipment, not elsewhere classified, such as commercial cooking and food service equipment; partitions, shelving, lockers, and store fixtures; electrical signs; and balances and scales, except laboratory.

SIC 5046 is subdivided in some tables into—

1. Restaurant and hotel equipment and supplies.
2. Store machines and equipment.

Medical, dental, and hospital equipment and supplies (SIC 5047). Establishments primarily engaged in the wholesale distribution of surgical and other medical instruments, apparatus, and equipment; dentist equipment; artificial limbs; operating room and hospital equipment; X-ray machines; and other electromedical equipment and apparatus used by physicians and in hospitals. Also included in this industry are establishments primarily engaged in the wholesale distribution of professional supplies used by medical and dental practitioners.

SIC 5047 is subdivided in some tables into—

1. Medical and hospital equipment.
2. Dental equipment and supplies.

Ophthalmic Goods (SIC 5048). Establishments primarily engaged in the wholesale distribution of professional equipment and goods used, prescribed, or sold by ophthalmologists, optometrists, and opticians, including ophthalmic frames, lenses, and sunglass lenses.

Professional equipment and supplies, n.e.c. (SIC 5049). Establishments primarily engaged in the wholesale distribution of professional equipment and supplies, not elsewhere classified, such as drafting instruments, laboratory equipment, and scientific instruments.

SIC 5049 is subdivided in some tables into—

1. Religious and school supplies.
2. Other professional equipment and supplies, n.e.c. Establishments primarily engaged in selling specialty lines of professional equipment and supplies not mentioned above, such as veterinarian equipment and supplies, drafting supplies, and scientific equipment.

Metals and minerals, except petroleum (SIC 505)

Metals service centers and offices (SIC 5051). Establishments primarily engaged in marketing semifinished metal products, except precious metals. Establishments in

this industry may operate with warehouses (metals service centers) or without warehouses (metals sales offices). Establishments primarily engaged in marketing precious metals are classified in Industry 5092.

SIC 5051 is subdivided in some tables into—

1. Ferrous metals service centers and offices.
 - a. Ferrous metals service centers.
 - b. Ferrous metals sales offices.
2. Nonferrous metals service centers and offices.
 - a. Nonferrous metals service centers.
 - b. Nonferrous metals sales offices.

Coal and other minerals and ores (SIC 5052). Establishments primarily engaged in the wholesale distribution of coal and coke; copper, iron, lead, and other metallic ores, including precious metal ores; and crude nonmetallic minerals (including concentrates), except crude petroleum. Establishments primarily engaged in the wholesale distribution of nonmetallic minerals used in construction, such as sand and gravel, are classified in Industry 5032. Establishments primarily engaged in the wholesale distribution of crude petroleum are classified in Industry Group 517.

SIC 5052 is subdivided in some tables into—

1. Coal.
2. Other minerals and ores.

Electrical goods (SIC 506)

This industry group includes establishments primarily engaged in the wholesale distribution of electrical generating, distributing, and wiring equipment. It also includes household appliances, whether electrically, manually, or mechanically powered. This industry group does not include electrical commercial and industrial machines, in which electricity does the work directly, e.g., heating, turning a shaft, or ionizing a substance, or electrically powered commercial and industrial machines which are classified in Industry Group 504 or 508.

Electrical apparatus and equipment, wiring supplies, and construction materials (SIC 5063). Establishments primarily engaged in the wholesale distribution of electrical power equipment for the generation, transmission, distribution, or control of electric energy; electrical construction materials for outside power transmission lines and for electrical systems and electric light fixtures and bulbs. Construction contractors primarily engaged in installing electrical systems and equipment from their own stock are classified in Construction, Industry 1731.

Electrical appliances, television and radio sets (SIC 5064). Establishments primarily engaged in the wholesale distribution of radio and television receiving sets, other household electronic sound or video equipment, self-contained air-conditioning room units, and household

electrical appliances. Also included are establishments primarily engaged in the wholesale distribution of household gas and electric laundry equipment and refrigerators and freezers.

Electronic parts and equipment, n.e.c. (SIC 5065).

Establishments primarily engaged in the wholesale distribution of electronic parts and electronic communications equipment, not elsewhere classified, such as telephone and telegraph equipment; radio and television broadcasting and communications equipment; and intercommunications equipment. Establishments primarily engaged in the wholesale distribution of radio and television receiving sets, phonographs, CD-players, and other household sound or video equipment are classified in Industry 5064.

SIC 5065 is subdivided in some tables into—

1. Communications equipment.
2. Other electronic parts and equipment.

Hardware, and plumbing and heating equipment and supplies (SIC 507)

Hardware (SIC 5072). Establishments primarily engaged in the wholesale distribution of cutlery and general hardware, including hand saws; saw blades; brads, staples, and tacks; and bolts, nuts, rivets, and screws. Establishments primarily engaged in the wholesale distribution of nails, noninsulated wire, and screening are classified in Industry 5051.

Plumbing and heating equipment and supplies (hydronics) (SIC 5074). Establishments primarily engaged in the wholesale distribution of hydronic plumbing and heating equipment and supplies. Construction contractors primarily engaged in installing plumbing and heating equipment from their own stock are classified in Construction, Industry 1711.

Warm air heating and air-conditioning equipment and supplies (SIC 5075). Establishments primarily engaged in the wholesale distribution of warm air heating and air-conditioning equipment and supplies. Construction contractors primarily engaged in installing warm air heating and air-conditioning equipment are classified in Construction, Industry 1711.

Refrigeration equipment and supplies (SIC 5078). Establishments primarily engaged in the wholesale distribution of refrigeration equipment and supplies. Construction contractors primarily engaged in installation of refrigeration equipment from their own stock are classified in Construction, Industry 1711.

Machinery, equipment, and supplies (SIC 508)

Construction and mining (except petroleum) machinery and equipment (SIC 5082). Establishments primarily engaged in the wholesale distribution of construction or mining cranes, excavating machinery and equipment, power

shovels, road construction and maintenance machinery, tractor-mounting equipment, and other specialized machinery and equipment used in the construction, mining, and logging industries. Establishments engaged in marketing oil well machinery and equipment are classified in Industry 5084.

Farm and garden machinery and equipment (SIC 5083).

Establishments primarily engaged in the wholesale distribution of agricultural machinery and equipment for use in preparation and maintenance of the soil, the planting and harvesting of crops, and other operations and processes pertaining to work on the farm, lawn, or garden; and dairy and other livestock equipment.

SIC 5083 is subdivided in some tables into—

1. Farm machinery and equipment—farm dealers.
2. Farm machinery and equipment—wholesale distributors.
3. Lawn and garden machinery and equipment.

Industrial machinery and equipment (SIC 5084). Establishments primarily engaged in the wholesale distribution of industrial machinery and equipment, not elsewhere classified.

SIC 5084 is subdivided in some tables into—

1. Food-processing machinery and equipment.
2. General-purpose industrial machinery, equipment, and parts.
3. Metalworking machinery and equipment.
4. Materials handling equipment.
5. Oil well, oil refinery, and pipeline machinery, equipment, and supplies.
6. Other industrial machinery and equipment. Establishments primarily engaged in selling special purpose industrial machinery not elsewhere classified, including printing machinery, paper and paper products machinery, smelting and metal refining machinery and equipment, cigar and cigarette machinery, and similar special industry machinery.

Industrial supplies (SIC 5085). Establishments primarily engaged in the wholesale distribution of industrial supplies, not elsewhere classified.

SIC 5085 is subdivided in some tables into—

1. General-line industrial supplies.
2. Mechanical power transmission equipment.
3. Hydraulic and pneumatic (fluid-power) parts, accessories, and supplies.
4. Welding supplies.
5. Industrial containers and supplies.
6. Industrial valves and fittings, except fluid-power.

7. Other industrial supplies—Establishments primarily engaged in selling a specialty line of industrial materials and supplies not elsewhere classified, such as abrasives, mechanical rubber goods, ropes, cordage, and industrial diamonds.

Service establishment equipment and supplies (SIC 5087). Establishments primarily engaged in the wholesale distribution of equipment and supplies for barber shops, beauty parlors, power laundries, dry-cleaning plants, upholsterers, undertakers, and related personal service establishments.

SIC 5087 is subdivided in some tables into—

1. Beauty and barber equipment and supplies.
2. Custodial (janitors') equipment and supplies.
3. Laundry and dry-cleaning equipment and supplies.
4. Other service establishment equipment and supplies—Establishments primarily engaged in selling a specialty line of service establishment supplies, such as upholsterers' equipment and supplies, seamstresses' supplies, tailors' supplies, undertakers' supplies, municipality equipment and supplies, and shoe repair supplies.

Transportation equipment and supplies, except motor vehicles (SIC 5088). Establishments primarily engaged in the wholesale distribution of transportation equipment and supplies. Establishments primarily engaged in the wholesale distribution of motor vehicles and motor vehicle parts are classified in Industry Group 501, and those distributing pleasure boats are classified in Industry 5091.

SIC 5088 is subdivided in some tables into—

1. Aircraft and aeronautical equipment and supplies.
2. Marine machinery, equipment, and supplies.
3. Other transportation equipment and supplies—Establishments primarily engaged in selling equipment and supplies used in the operation, maintenance, and repair of railroads, streetcars, buses, tramways, aerial hoists, and horsedrawn vehicles.

Miscellaneous durable goods (SIC 509)

Sporting and recreational goods and supplies (SIC 5091). Establishments primarily engaged in the wholesale distribution of sporting goods and accessories; billiard and pool supplies; sporting firearms and ammunition; and marine pleasure craft, equipment and supplies. Establishments primarily engaged in the wholesale distribution of motor vehicles and trailers are classified in Industry 5012; those distributing self-propelled golf carts are classified in Industry 5088; and those distributing athletic apparel and footwear are classified in Industry Group 513.

Toys and hobby goods and supplies (SIC 5092). Establishments primarily engaged in the wholesale distribution of games, toys, hobby goods and supplies, and related goods, such as fireworks and playing cards.

Scrap and waste materials (SIC 5093). Establishments primarily engaged in assembling, breaking up, sorting, and wholesale distribution of scrap and waste materials. This industry includes auto wreckers engaged in dismantling automobiles for scrap. However, those engaged in dismantling automobiles for the purpose of selling secondhand parts at retail are classified in Industry 5015.

SIC 5093 is subdivided in some tables into—

1. Iron and steel scrap processors and dealers.
 - a. Iron and steel scrap processors (using power processing equipment).
 - b. Iron and steel scrap dealers (not using power processing equipment).
2. Nonferrous recyclable materials.

Jewelry, watches, precious stones, and precious metals (SIC 5094). Establishments primarily engaged in the wholesale distribution of jewelry, precious stones and metals, costume jewelry, watches, clocks, silverware, and jewelers' findings. Establishments primarily engaged in the wholesale distribution of precious metal ores are classified in Industry 5052.

SIC 5094 is subdivided in some tables into—

1. Jewelry, watches, diamonds, precious stones, and silverware.
2. Precious metals (excluding ores).

Durable goods, n.e.c. (SIC 5099). Establishments primarily engaged in the wholesale distribution of durable goods, not elsewhere classified, such as musical instruments and forest products, except lumber.

SIC 5099 is subdivided in some tables into—

1. Musical instruments and supplies.
2. Forest products, except lumber.
3. General merchandise—durable.
4. Compact disks, prerecorded audio tapes, and phonograph records.
5. Fire extinguishers and fire safety equipment.
6. Other durable goods.

Nondurable Goods (SIC Major Group 51)

This major group includes establishments primarily engaged in the wholesale distribution of nondurable goods.

Paper and paper products (SIC 511)

Printing and writing paper (SIC 5111). Establishments primarily engaged in the wholesale distribution of printing and writing paper, including envelope paper; fine paper; and groundwood paper.

Stationery and office supplies (SIC 5112). Establishments primarily engaged in the wholesale distribution of stationery and office supplies, including computer and photocopy supplies, envelopes, typewriter paper, file cards and folders, pens, pencils, social stationery, and greeting cards.

Industrial and personal service paper (SIC 5113). Establishments primarily engaged in the wholesale distribution of wrapping and other coarse paper, paperboard, and converted paper and related disposable plastic products, such as bags, boxes, dishes, eating utensils, napkins, and shipping supplies.

Drugs, drug proprietaries, and druggists' sundries (SIC 512)

Drugs, drug proprietaries, and druggists' sundries (SIC 5122). Establishments primarily engaged in the wholesale distribution of prescription drugs, proprietary drugs, druggists' sundries, and toiletries. Establishments primarily engaged in the wholesale distribution of surgical, dental, and hospital equipment are classified in Industry 5047.

SIC 5122 is subdivided in some tables into—

1. General-line drugs—These are wholesalers who reported a substantial portion of their sales in "drugs and pharmaceuticals" and a combination of "proprietary (patent) medicines," "cosmetics," "perfumes," and "other toiletries and druggists' sundries."
2. Specialty-line drugs, pharmaceuticals, cosmetics, and toiletries. These are wholesale establishments engaged in selling limited lines among the above products.

Apparel, piece goods, and notions (SIC 513)

Piece goods, notions, and other dry goods (SIC 5131). Establishments primarily engaged in the wholesale distribution of piece goods or yard goods of natural or man-made fibers, notions (sewing and hair accessories, etc.), and other dry goods. Converters who buy fabric goods (except knit goods) in the grey, have them finished on contract, and sell at wholesale are included here. Converters of knit goods are classified in Manufacturing, Industry Group 225. This industry does not include establishments primarily engaged in the wholesale distribution of homefurnishings which are classified in Industry 5023.

SIC 5131 is subdivided in some tables into—

1. Piece goods.
 - a. Piece goods—jobbers.

b. Piece goods—converters.

2. Notions and other dry goods.

Men's and boys' clothing and furnishings (SIC 5136). Establishments primarily engaged in the wholesale distribution of men's and boys' apparel and furnishings, sportswear, hosiery, underwear, nightwear, and work clothing.

Women's, children's, and infants' clothing and accessories (SIC 5137). Establishments primarily engaged in the wholesale distribution of women's, children's, and infants' clothing and accessories, including hosiery, lingerie, millinery, and furs.

Footwear (SIC 5139). Establishments primarily engaged in the wholesale distribution of footwear (including athletic) made of leather, rubber, and other materials.

Groceries and related products (SIC 514)

Groceries, general-line (SIC 5141). Establishments primarily engaged in the wholesale distribution of a general line of groceries. Establishments primarily engaged in roasting coffee, blending tea, or grinding and packaging spices are classified in Manufacturing Major Group 20.

SIC 5141 is subdivided in some tables into—

1. Voluntary.
2. Retail cooperative.
3. Other general-line.

Packaged frozen foods (SIC 5142). Establishments primarily engaged in the wholesale distribution of packaged quick-frozen vegetables, juices, meats, fish, poultry, pastries, and other "deep freeze" products. Establishments primarily engaged in the wholesale distribution of frozen dairy products are classified in Industry 5143, and those distributing frozen poultry, fish, and meat which are not packaged are classified in Industries 5144, 5146, and 5147, respectively.

Dairy products, except dried or canned (SIC 5143). Establishments primarily engaged in the wholesale distribution of dairy products, such as butter, cheese, ice cream and ices, and fluid milk and cream. This industry does not include establishments primarily engaged in pasteurizing and bottling milk, which are classified in Manufacturing, Industry Group 202. Establishments primarily engaged in the wholesale distribution of dried or canned dairy products are classified in Industry 5149.

SIC 5143 is subdivided in some tables into—

1. Raw milk.
2. Dairy products, except raw milk.

Poultry and poultry products (SIC 5144). Establishments primarily engaged in the wholesale distribution of poultry and poultry products, except canned and packaged frozen products. This industry does not include establishments primarily engaged in the killing and dressing of poultry, which are classified in Manufacturing, Industry 2015. Establishments primarily engaged in the wholesale distribution of packaged frozen poultry are classified in Industry 5142, and those distributing canned poultry are classified in Industry 5149.

SIC 5144 is subdivided in some tables into—

1. Live poultry.
2. Poultry and poultry products, except live.

Confectionery (SIC 5145). Establishments primarily engaged in the wholesale distribution of confectionery and related products, such as candy, chewing gum, fountain fruits, salted or roasted nuts, popcorn, fountain syrups, and potato, corn, and similar chips.

Fish and seafoods (SIC 5146). Establishments primarily engaged in the wholesale distribution (but not packaging) of fresh, cured, or frozen fish and seafoods, except canned or packaged frozen. The preparation of fresh or frozen packaged fish and other seafood, and the shucking and packing of fresh oysters in nonsealed containers, are classified in Manufacturing, Industry 2092. Establishments primarily engaged in the wholesale distribution of canned seafood are classified in Industry 5149, and those distributing packaged frozen foods are classified in Industry 5142.

Meats and meat products (SIC 5147). Establishments primarily engaged in the wholesale distribution of fresh, cured, and processed (but not canned) meats and lard. Establishments primarily engaged in the wholesale distribution of frozen packaged meats are classified in Industry 5142, and those distributing canned meats are classified in Industry 5149.

SIC 5147 is subdivided in some tables into—

1. Meats and meat products, except boxed beef.
2. Packaging boxed beef.

Fresh fruits and vegetables (SIC 5148). Establishments primarily engaged in the wholesale distribution of fresh fruits and vegetables.

Groceries and related products, n.e.c. (SIC 5149). Establishments primarily engaged in the wholesale distribution of groceries and related products, not elsewhere classified. Establishments primarily engaged in the wholesale distribution of soft drinks, and in bottling and distributing natural spring and mineral waters, are classified in this industry, but establishments primarily engaged in bottling soft drinks are classified in Manufacturing, Major Group 20. This industry does not include establishments primarily

engaged in the wholesale distribution of farm-product raw materials classified in Industry Group 515, nor those distributing beer, wine, and distilled alcoholic beverages of Industry Group 518.

SIC 5149 is subdivided in some tables into—

1. Coffee, tea, and spices.
2. Bread and baked goods.
3. Soft drinks.
4. Canned goods.
5. Food and beverage basic materials.
6. Other grocery specialties.

Farm-product raw materials (SIC 515)

Grain and field beans (SIC 5153). Establishments primarily engaged in buying and/or marketing grain (such as corn, wheat, oats, barley, and unpolished rice), dry beans, soybeans, and other inedible beans. Country grain elevators primarily engaged in buying or receiving grain from farmers are included, as well as terminal elevators and other merchants marketing grain. Establishments primarily engaged in the wholesale distribution of field and garden seeds are classified in Industry 5191.

Livestock (SIC 5154). Establishments primarily engaged in buying and/or marketing cattle, hogs, sheep, and goats. This industry also includes the operation of livestock auction markets.

Farm-product raw materials, n.e.c. (SIC 5159). Establishments primarily engaged in buying and/or marketing farm products, not elsewhere classified. Establishments primarily engaged in the wholesale distribution of milk are classified in Industry 5143, and those distributing live poultry are classified in Industry 5144.

SIC 5159 is subdivided in some tables into—

1. Hides, skins, and pelts.
2. Leaf tobacco.
3. Wool, wool tops, and mohair.
4. Cotton.
5. Other farm-product raw materials.

Chemicals and allied products (SIC 516)

Plastics materials and basic forms and shapes (SIC 5162). Establishments primarily engaged in the wholesale distribution of plastics materials, and of unsupported plastics film, sheets, sheeting, rods, tubes, and other basic forms and shapes.

Chemicals and allied products, n.e.c. (SIC 5169). Establishments primarily engaged in the wholesale distribution of chemicals and allied products, not elsewhere classified,

such as acids, industrial and heavy chemicals, dyestuffs, industrial salts, rosin, and turpentine. Establishments primarily engaged in the wholesale distribution of ammunition are classified in Industry Group 509; those distributing agricultural chemicals and pesticides are classified in Industry 5191; those distributing drugs are classified in Industry 5122; and those distributing pigments, paints, and varnishes are classified in Industry 5198.

SIC 5169 is subdivided in some tables into—

1. Industrial gases, except LP.
2. Other chemicals and allied products.

Petroleum and petroleum products (SIC 517)

This industry group includes establishments primarily engaged in the wholesale distribution of crude petroleum and petroleum products. Included are establishments primarily engaged in the distribution of liquefied petroleum gas. Establishments primarily engaged in the transmission and/or distribution of natural gas are classified in Utilities, Industry Group 492.

Petroleum bulk stations and terminals (SIC 5171). Establishments primarily engaged in the wholesale distribution of crude petroleum and petroleum products from bulk liquid storage facilities. These establishments have a bulk liquid storage capacity of 10,000 gallons or more.

SIC 5171 is subdivided in some tables into—

1. Petroleum bulk stations and terminals, except LP.
2. Liquefied petroleum gas bulk stations and terminals.

Petroleum and petroleum products wholesalers, except bulk stations and terminals (SIC 5172). Establishments primarily engaged in the wholesale distribution of crude petroleum and petroleum products. These establishments do not have a bulk liquid storage capacity of 10,000 gallons or more. Included are packaged and bottled petroleum products distributors, truck jobbers, and others marketing petroleum and its products at wholesale.

Beer, wine, and distilled alcoholic beverages (SIC 518)

Beer and ale (SIC 5181). Establishments primarily engaged in the wholesale distribution of beer, ale, porter, and other fermented malt beverages.

Wine and distilled alcoholic beverages (SIC 5182). Establishments primarily engaged in the wholesale distribution of distilled spirits, including neutral spirits and ethyl alcohol used in blended wines and distilled liquors.

SIC 5182 is subdivided in some tables into—

1. Wine and distilled alcoholic beverages—licensed.
2. Wine and distilled alcoholic beverages—State operated.

Miscellaneous nondurable goods (SIC 519)

Farm supplies (SIC 5191). Establishments primarily engaged in the wholesale distribution of animal feeds, fertilizers, agricultural chemicals, pesticides, seeds, and other farm supplies, except grains. Establishments primarily engaged in the wholesale distribution of pet food are classified in Industry 5149, and those distributing pet supplies are classified in Industry 5199.

SIC 5191 is subdivided in some tables into—

1. Farm supplies—farm dealers.
2. Farm supplies—wholesale distributors.

Books, periodicals, and newspapers (SIC 5192). Establishments primarily engaged in the wholesale distribution of books, periodicals, and newspapers.

Flowers, nursery stock, and florists' supplies (SIC 5193). Establishments primarily engaged in the wholesale distribution of flowers, nursery stock, and florists' supplies.

Tobacco and tobacco products (SIC 5194). Establishments primarily engaged in the wholesale distribution of tobacco and its products. Leaf tobacco wholesalers are classified in Industry 5159, and establishments primarily engaged in stemming and redrying tobacco are classified in Manufacturing, Industry 2141.

Paints, varnishes, and supplies (SIC 5198). Establishments primarily engaged in the wholesale distribution of paints, varnishes, wallpaper, and supplies. Establishments selling to the general public and known as retail in the trade are classified in Retail Trade, Industry 5231.

Nondurable goods, n.e.c. (SIC 5199). Establishments primarily engaged in the wholesale distribution of nondurable goods, not elsewhere classified, such as art goods, industrial yarns, textile bags, and bagging and burlap.

SIC 5199 is subdivided in some tables into—

1. Art goods.
2. General merchandise—nondurable.
3. Textile bags and bagging.
4. Specialty advertising (sale of merchandise).
5. Other nondurable goods.

TYPE-OF-OPERATION CLASSIFICATIONS

In addition to being classified by kind of business, each wholesale establishment was classified for the census by type of operation according to the ownership of the business, ownership of the goods sold, or character of the principal transactions. Establishments in wholesale trade are grouped into the following three major types of operation and related subgroups:

Merchant wholesalers. Establishments primarily engaged in buying and selling merchandise on their own account. Included here are such types of establishments as wholesale merchants or jobbers, industrial distributors, voluntary group wholesalers, importers, exporters, cash and carry wholesalers, retailer cooperative warehouses, terminal and country grain elevators, farm products assemblers, wholesale cooperative associations, and petroleum bulk plants and terminals operated by nonrefining companies.

Wholesale distributors and jobbers. Establishments primarily engaged in buying and selling merchandise in the domestic market not manufactured by the parent company.

Importers. Establishments buying and selling goods at wholesale on their own account, whose principal source of purchases was foreign.

Exporters. Establishments primarily engaged in purchasing goods in the United States and selling them to foreign customers.

Terminal grain elevators. Grain elevators primarily engaged in buying and selling grain received from country grain elevators and grain marketing establishments. They have sizable space for grain storage, and products are received primarily by rail or barge rather than by truck.

Country grain elevators. Grain elevators, cooperative or other, buying and receiving grain directly from farmers by truck and selling at wholesale.

Assemblers of farm products, except country grain elevators. Establishments primarily engaged in purchasing directly from farmers and assembling and marketing farm products at wholesale.

Manufacturers' sales branches and offices. Establishments maintained by manufacturing, refining, and mining companies apart from their plants or mines for marketing their products at wholesale. Branch stores selling to household consumers and individual users are classified in retail trade. Sales branches and offices located at plants and administrative offices are included when separate records are available.

Manufacturers' sales branches. A branch with a stock of merchandise for sale. Included are refiner—marketers owned and operated by petroleum refining companies primarily for marketing their products.

Manufacturers' sales offices. An office without a stock of merchandise for sale.

Agents, brokers, and commission merchants. Establishments whose operators are in business for themselves and are primarily engaged in selling or buying goods for others. Included here are such types of operations as auction companies, import agents, export agents, selling agents, merchandise brokers, and commission merchants. "Sales" as shown in census publications for agents, brokers, and commission merchants represent the gross sales (or purchase) value of the goods in the transactions negotiated.

Auction companies. Wholesale establishments primarily engaged in selling merchandise on an agency basis by auction.

Brokers (representing buyers or sellers). Wholesale establishments primarily engaged in selling or buying merchandise in the domestic market on a brokerage basis but not receiving the goods on consignment.

Commission merchants. Wholesale establishments operating in the domestic market receiving goods for sale on consignment.

Import agents. Merchandise agents and brokers in the domestic market buying merchandise from or selling merchandise for foreign firms.

Export agents. Merchandise agents and brokers in the domestic market selling to or buying for foreign customers.

Manufacturers' agents. Wholesale establishments in the domestic market selling for a limited number of manufacturers on a continuing agency basis.



Appendix C. Kind-of-Business Titles and Reporting-Form Numbers

[Listed below are wholesale kind-of-business titles and their corresponding reporting-form numbers. Requests for copies of any of these forms, including the inquiries used to classify establishment by kind of business, should be directed to the Business Division, Bureau of the Census, Washington, DC 20233]

SIC code	Title	Standard form CB-	Short form CB-	SIC code	Title	Standard form CB-	Short form CB-
DURABLE GOODS				DURABLE GOODS—Con.			
501	Motor vehicles and motor vehicle parts and supplies:			509	Miscellaneous durable goods:		
5012	Automobiles and other motor vehicles -----	5012	5003	5091	Sporting and recreational goods and supplies -----	5091	5003
5013	Motor vehicle supplies and new parts -----	5013	5003	5092	Toys and hobby goods and supplies -----	5091	5003
5014	Tires and tubes -----	5013	5003	5093	Scrap and waste materials -----	5093	5003
5015	Motor vehicle parts, used -----	5013	5003	5094	Jewelry, watches, precious stones, and precious metals -----	5094	5003
				5099	Durable goods, n.e.c. -----	5099	5003
DURABLE GOODS				NONDURABLE GOODS			
502	Furniture and homefurnishings:			511	Paper and paper products:		
5021	Furniture -----	5020	5001	5111	Printing and writing paper -----	5110	5102
5023	Homefurnishings -----	5020	5001	5112	Stationery and office supplies -----	5110	5102
				5113	Industrial and personal service paper -----	5110	5102
503	Lumber and other construction materials:			512	Drugs, drug proprietaries, and druggists' sundries:		
5031	Lumber, plywood, millwork, and wood panels -----	5030	5001	5122	Drugs, drug proprietaries, and druggists' sundries -----	5122	5102
5032	Brick, stone, and related construction materials -----	5030	5001				
5033	Roofing, siding, and insulation materials -----	5030	5001				
5039	Construction materials, n.e.c. -----	5030	5001	513	Apparel, piece goods, and notions:		
				5131	Piece goods, notions, and other dry goods -----	5131	5102
504	Professional and commercial equipment and supplies:			5136	Men's and boys' clothing and furnishings -----	5136	5102
5043	Photographic equipment and supplies -----	5043	5003	5137	Women's, children's, and infants' clothing and accessories -----	5136	5102
5044	Office equipment -----	5045	5002	5139	Footwear -----	5136	5102
5045	Computers and computer peripheral equipment and software -----	5045	5002				
5046	Commercial equipment, n.e.c. -----	5043	5002	514	Groceries and related products:		
5047	Medical, dental, and hospital equipment and supplies -----	5047	5002	5141	Groceries, general line -----	5141	5101
5048	Ophthalmic goods -----	5047	5002	5142	Packaged frozen foods -----	5142	5101
5049	Professional equipment and supplies, n.e.c. -----	5047	5002	5143	Dairy products, except dried or canned -----	5143	5101
				5144	Poultry and poultry products -----	5144	5101
				5145	Confectionery -----	5145	5101
				5146	Fish and seafoods -----	5146	5101
505	Metals and minerals, except petroleum:			5147	Meats and meat products -----	5147	5101
5051	Metals service centers and offices -----	5051	5003	5148	Fresh fruits and vegetables -----	5148	5101
5052	Coal and other minerals and ores -----	5052	5003	5149	Groceries and related products, n.e.c. -----	5141	5101
				515	Farm-product raw materials:		
506	Electrical goods:			5153	Grain and field beans -----	5150	5103
5063	Electrical apparatus and equipment, wiring supplies, and construction materials -----	5060	5001	5154	Livestock -----	5150	5103
				5159	Farm-product raw materials, n.e.c. -----	5150	5103
5064	Electrical appliances, television and radio sets -----	5060	5001				
5065	Electronic parts and equipment, n.e.c. -----	5060	5001	516	Chemicals and allied products:		
				5162	Plastics materials and basic forms and shapes -----	5160	5102
				5169	Chemicals and allied products, n.e.c. -----	5160	5102
507	Hardware, and plumbing and heating equipment and supplies:			517	Petroleum and petroleum products:		
5072	Hardware -----	5070	5001	5171	Petroleum bulk stations and terminals -----	5170	1NA
5074	Plumbing and heating equipment and supplies (hydronics) -----	5070	5001	5172	Petroleum and petroleum products wholesalers, except bulk stations and terminals -----	5170	1NA
5075	Warm air heating and air-conditioning equipment and supplies -----	5070	5001				
5078	Refrigeration equipment and supplies -----	5070	5001	518	Beer, wine, and distilled alcoholic beverages:		
				5181	Beer and ale -----	5180	5103
				5182	Wine and distilled alcoholic beverages -----	5180	5103
508	Machinery, equipment, and supplies:			519	Miscellaneous nondurable goods:		
5082	Construction and mining (except petroleum) machinery and equipment -----	5082	5002	5191	Farm supplies -----	5191	5102
5083	Farm and garden machinery and equipment -----	5083	5002	5192	Books, periodicals, and newspapers -----	5192	5102
5084	Industrial machinery and equipment -----	5084	5002	5193	Flowers, nursery stock, and florists' supplies -----	5192	5102
5085	Industrial supplies -----	5085	5002	5194	Tobacco and tobacco products -----	5194	5102
5087	Service establishment equipment and supplies -----	5087	5002	5198	Paints, varnishes, and supplies -----	5198	5102
5088	Transportation equipment and supplies, except motor vehicles -----	5088	5002	5199	Nondurable goods, n.e.c. -----	5199	5102

¹Petroleum wholesalers were all sent form CB-5170.

Appendix D. **Metropolitan Areas**

(Titles and definitions shown for MSA's, CMSA's, and PMSA's are those established by the Office of Management and Budget, as of June 30, 1993)

IDAHO

Boise City, ID MSA

Ada County, ID

Canyon County, ID

Appendix E.

Percent of Sales Data Based on Administrative Records and Estimation for the State: 1992

[For meaning of abbreviations and symbols and for more information on reliability of data, see introductory text. For explanation of terms and comparability of 1987 and 1992 censuses, see appendix A]

SIC code	Kind of business	Percent of sales† —		SIC code	Kind of business	Percent of sales† —	
		From administrative records ¹	Estimated ²			From administrative records ¹	Estimated ²
	Wholesale trade -----	4.2	2.3		Wholesale trade —Con.		
50	Durable goods -----	4.8	3.1	50	Durable goods —Con.		
				509	Miscellaneous durable goods -----	5.5	4.9
				5091	Sporting and recreational goods and supplies -----	1.9	1.7
				5092	Toys and hobby goods and supplies -----	8.3	—
501	Motor vehicles and motor vehicle parts and supplies -----	8.8	3.2	5093	Scrap and waste materials -----	3.1	6.8
5012	Automobiles and other motor vehicles -----	14.0	—	5094	Jewelry, watches, precious stones, and precious metals -----	30.3	—
5013	Motor vehicle supplies and new parts -----	5.5	6.3	5099	Durable goods, n.e.c. -----	12.9	9.0
5014	Tires and tubes -----	(D)	(D)				
5015	Motor vehicle parts, used -----	(D)	(D)	51	Nondurable goods -----	3.8	1.7
502	Furniture and homefurnishings -----	5.9	—	511	Paper and paper products -----	5.9	2.0
5021	Furniture -----	5.6	—	5111	Printing and writing paper -----	(D)	(D)
5023	Homefurnishings -----	6.3	—	5112	Stationery and office supplies -----	13.7	4.8
				5113	Industrial and personal service paper -----	(D)	(D)
503	Lumber and other construction materials -----	.9	1.4	512	Drugs, drug proprietaries, and druggists' sundries -----	.1	—
5031	Lumber, plywood, millwork, and wood panels -----	.4	1.3	5122	Drugs, drug proprietaries, and druggists' sundries -----	.1	—
5032	Brick, stone, and related construction materials -----	.2	2.4	513	Apparel, piece goods, and notions -----	(D)	(D)
5033	Roofing, siding, and insulation materials -----	14.0	—	5131	Piece goods, notions, and other dry goods -----	46.4	7.4
5039	Construction materials, n.e.c. -----	5.9	7.1	5136	Men's and boys' clothing and furnishings -----	(D)	(D)
				5137	Women's, children's, and infants' clothing and accessories -----	(D)	(D)
504	Professional and commercial equipment and supplies -----	11.2	8.6	5139	Footwear -----	(D)	(D)
5043	Photographic equipment and supplies -----	(D)	(D)				
5044	Office equipment -----	6.6	12.6	514	Groceries and related products -----	2.0	1.6
5045	Computers and computer peripheral equipment and software -----	3.3	8.5	5141	Groceries, general line -----	.1	.4
5046	Commercial equipment, n.e.c. -----	14.5	—	5142	Packaged frozen foods -----	.2	—
5047	Medical, dental, and hospital equipment and supplies -----	42.8	13.8	5143	Dairy products, except dried or canned -----	2.0	3.5
5048	Ophthalmic goods -----	(D)	(D)	5144	Poultry and poultry products -----	(D)	(D)
5049	Professional equipment and supplies, n.e.c. -----	(D)	(D)	5145	Confectionery -----	(D)	(D)
				5146	Fish and seafoods -----	(D)	(D)
505	Metals and minerals, except petroleum -----	5.1	2.5	5147	Meats and meat products -----	—	—
5051	Metals service centers and offices -----	(D)	(D)	5148	Fresh fruits and vegetables -----	11.4	5.3
5052	Coal and other minerals and ores -----	(D)	(D)	5149	Groceries and related products, n.e.c. -----	.3	4.5
506	Electrical goods -----	5.1	2.4	515	Farm-product raw materials -----	3.8	2.7
5063	Electrical apparatus and equipment, wiring supplies, and construction materials -----	2.2	2.2	5153	Grain and field beans -----	5.7	3.1
5064	Electrical appliances, television and radio sets -----	—	—	5154	Livestock -----	(D)	(D)
5065	Electronic parts and equipment, n.e.c. -----	11.9	2.8	5159	Farm-product raw materials, n.e.c. -----	(D)	(D)
507	Hardware, and plumbing and heating equipment and supplies -----	4.5	6.3	516	Chemicals and allied products -----	31.0	.4
5072	Hardware -----	5.1	.8	5162	Plastics materials and basic forms and shapes -----	(D)	(D)
5074	Plumbing and heating equipment and supplies (hydronics) -----	2.5	10.5	5169	Chemicals and allied products, n.e.c. -----	(D)	(D)
5075	Warm air heating and air-conditioning equipment and supplies -----	10.3	—	517	Petroleum and petroleum products -----	4.8	1.3
5078	Refrigeration equipment and supplies -----	2.8	—	5171	Petroleum bulk stations and terminals -----	(D)	(D)
				5172	Petroleum and petroleum products wholesalers, except bulk stations and terminals -----	(D)	(D)
508	Machinery, equipment, and supplies -----	8.5	4.3	518	Beer, wine, and distilled alcoholic beverages -----	7.6	2.8
5082	Construction and mining (except petroleum) machinery and equipment -----	3.4	.5	5181	Beer and ale -----	6.7	3.5
5083	Farm and garden machinery and equipment -----	10.5	1.5	5182	Wine and distilled alcoholic beverages -----	10.9	—
5084	Industrial machinery and equipment -----	6.4	9.7				
5085	Industrial supplies -----	4.0	13.9	519	Miscellaneous nondurable goods -----	(D)	(D)
5087	Service establishment equipment and supplies -----	30.2	1.0	5191	Farm supplies -----	3.2	2.4
5088	Transportation equipment and supplies, except motor vehicles -----	45.4	—	5192	Books, periodicals, and newspapers -----	—	—
				5193	Flowers, nursery stock, and florists' supplies -----	66.2	—
				5194	Tobacco and tobacco products -----	30.5	—
				5198	Paints, varnishes, and supplies -----	15.0	—
				5199	Nondurable goods, n.e.c. -----	(D)	(D)

¹Includes sales information obtained from administrative records of other Federal agencies.

²Includes sales information which was imputed based on historic company ratios or administrative records, or on industry averages.

Appendix F. Geographic Notes

IDAHO

Burley is in Cassia and Minidoka Counties.

Pocatello is in Bannock and Power Counties; it annexed into Power County in August 1989.

Appendix G.

Establishments in Business Any Time During Year and Establishments in Business at End of Year for the State: 1992 and 1987

[For meaning of abbreviations and symbols, see introductory text. For explanation of terms and comparability of 1987 and 1992 censuses, see appendix A]

SIC code	Kind of business	Establishments in business —			
		Any time during year		At end of year	
		1992	1987	1992	1987
	Wholesale trade	2 288	2 128	2 150	2 000
50	Durable goods	1 268	1 156	1 199	1 089
501	Motor vehicles and automotive parts and supplies	267	258	247	245
5012	Automobiles and other motor vehicles	40	35	40	33
5013	Motor vehicle supplies and new parts	164	168	149	161
5014	Tires and tubes	30	22	29	22
5015	Motor vehicle parts, used	33	33	29	29
502	Furniture and homefurnishings	33	30	33	28
5021	Furniture	15	13	15	12
5023	Homefurnishings	18	17	18	16
503	Lumber and other construction materials	108	94	104	92
5031	Lumber, plywood, millwork, and wood panels	60	51	59	49
5032	Brick, stone, and related construction materials	13	13	13	13
5033	Roofing, siding, and insulation materials	17	9	15	9
5039	Construction materials, n.e.c.	18	21	17	21
504	Professional and commercial equipment and supplies	144	131	136	123
5043	Photographic equipment and supplies	1	2	1	2
5044	Office equipment	39	48	39	45
5045	Computers and computer peripheral equipment and software	54	41	47	39
5046	Commercial equipment, n.e.c.	15	14	15	14
5047	Medical, dental, and hospital equipment and supplies	20	18	19	16
5048	Ophthalmic goods	6	1	6	1
5049	Professional equipment and supplies, n.e.c.	9	7	9	6
505	Metals and minerals, except petroleum	30	29	30	26
5051	Metals service centers and offices	29	28	29	26
5052	Coal and other minerals and ores	1	1	1	—
506	Electrical goods	130	114	123	111
5063	Electrical apparatus and equipment, wiring supplies, and construction materials	72	71	66	69
5064	Electrical appliances, television and radio sets	5	5	5	5
5065	Electronic parts and equipment, n.e.c.	53	38	52	37
507	Hardware, and plumbing and heating equipment and supplies	104	78	100	74
5072	Hardware	30	24	29	22
5074	Plumbing and heating equipment and supplies (hydronics)	43	27	40	26
5075	Warm air heating and air-conditioning equipment and supplies	23	19	23	19
5078	Refrigeration equipment and supplies	8	8	8	7
508	Machinery, equipment, and supplies	341	340	325	318
5082	Construction and mining (except petroleum) machinery and equipment	28	43	28	38
5083	Farm and garden machinery and equipment	141	147	132	142
5084	Industrial machinery and equipment	77	72	73	63
5085	Industrial supplies	64	48	62	46
5087	Service establishment equipment and supplies	27	27	26	26
5088	Transportation equipment and supplies, except motor vehicles	4	3	4	3
509	Miscellaneous durable goods	111	82	101	72
5091	Sporting and recreational goods and supplies	26	21	23	18
5092	Toys and hobby goods and supplies	7	1	6	1
5093	Scrap and waste materials	34	25	32	22
5094	Jewelry, watches, precious stones, and precious metals	8	8	8	7
5099	Durable goods, n.e.c.	36	27	32	24
51	Nondurable goods	1 020	972	951	911
511	Paper and paper products	72	52	66	50
5111	Printing and writing paper	7	5	7	5
5112	Stationery and office supplies	53	35	47	33
5113	Industrial and personal service paper	12	12	12	12
512	Drugs, drug proprietaries, and druggists sundries	16	12	16	12
5122	Drugs, drug proprietaries, and druggists sundries	16	12	16	12
513	Apparel, piece goods, and notions	21	15	20	15
5131	Piece goods, notions, and other dry goods	8	8	8	8
5136	Men's and boys' clothing and furnishings	8	4	8	4
5137	Women's, children's, and infants' clothing and accessories	4	1	3	1
5139	Footwear	1	2	1	2

SIC code	Kind of business	Establishments in business —			
		Any time during year		At end of year	
		1992	1987	1992	1987
51	Nondurable goods — Con.				
514	Groceries and related products	217	211	200	195
5141	Groceries, general line	19	22	19	21
5142	Packaged frozen foods	18	11	17	10
5143	Dairy products, except dried or canned	15	23	10	21
5144	Poultry and poultry products	4	4	3	4
5145	Confectionery	6	7	6	5
5146	Fish and seafoods	2	2	2	2
5147	Meats and meat products	15	12	13	10
5148	Fresh fruits and vegetables	72	75	65	71
5149	Groceries and related products, n.e.c.	66	55	65	51
515	Farm-product raw materials	164	168	146	164
5153	Grain and field beans	135	125	119	123
5154	Livestock	22	30	21	28
5159	Farm-product raw materials, n.e.c.	7	13	6	13
516	Chemicals and allied products	32	35	30	31
5162	Plastics materials and basic forms and shapes	4	4	4	3
5169	Chemicals and allied products, n.e.c.	28	31	26	28
517	Petroleum and petroleum products	171	142	163	133
5171	Petroleum bulk stations and terminals	142	111	137	103
5172	Petroleum and petroleum products wholesalers, except bulk stations and terminals	29	31	26	30
518	Beer, wine, and distilled alcoholic beverages	50	52	47	50
5181	Beer and ale	36	41	33	39
5182	Wine and distilled alcoholic beverages	14	11	14	11
519	Miscellaneous nondurable goods	277	285	263	261
5191	Farm supplies	203	213	194	194
5192	Books, periodicals, and newspapers	8	5	7	5
5193	Flowers, nursery stock, and florists' supplies	11	8	10	8
5194	Tobacco and tobacco products	10	8	10	8
5198	Paints, varnishes and supplies	10	19	9	17
5199	Nondurable goods, n.e.c.	35	32	33	29

Publication Program

1992 CENSUS OF WHOLESALE TRADE

Publications of the 1992 Census of Wholesale Trade, containing data on wholesale trade establishments with payroll in the United States, are described below. Publications order forms for specific reports may be obtained from any Department of Commerce district office or from Data User Services Division, Customer Services, Bureau of the Census, Washington, DC 20233-8300. The first results were issued in press releases. Final detailed statistics are issued in separate paperbound reports and compact disc-read only memory (CD-ROM).

Final Reports

Geographic area series—52 reports (WC92-A-1 to -52)

A separate paperbound report containing data for establishments with payroll is published for each State, the District of Columbia, and the United States. Each report presents general statistics for establishments with payroll, on number of establishments, sales, payroll, employment, operating expenses, and inventories. At the State level, data also are presented separately for the following types of wholesale operations: merchant wholesalers; manufacturers' sales branches and offices; and agents, brokers, and commission merchants. Less type-of-operation detail is shown below the State level. For States, MA's, and counties and places with 200 wholesale establishments or more, statistics are presented by kind of business. Greater kind-of-business detail is shown for larger areas. In addition, data are shown for all places with 2,500 inhabitants or more and all counties (with no kind-of-business detail). For each State, the District of Columbia, and the United States, 1992 data are provided on sales and employees per establishment, sales and payroll per employee, payroll as a percent of operating expenses, and operating expenses and end-of-year inventories as percentages of sales. Comparative statistics showing percent changes in sales and payroll between 1987 and 1992 also are shown by kind of business.

Subject series—4 reports (WC92-S-1 to -4)

The *Establishment and Firm Size* report (WC92-S-1) presents data for establishments with payroll, based on size of establishment, size of company or firm, and legal form of organization. Establishment statistics are presented by sales size and by employment size; statistics for firms by sales size (including concentration by largest firms), by employment size, and by number of establishments operated (single units and multiunits). Statistics are presented by kind of business on the number of establishments, sales, payroll, and employment for the United States.

The *Measures of Value Produced, Capital Expenditures, Depreciable Assets, and Operating Expenses* report (WC92-S-2) presents data on measures of value produced, capital expenditures, depreciable assets, and operating expenses for firms with payroll

for the United States by major kinds of business. Measures of value produced include gross margin, value added, and net income produced at market prices and factor costs. Operating expenses include annual payroll, supplemental labor costs, purchased services, etc. Sales, purchases, and beginning and ending inventories data also are provided.

The *Commodity Line Sales* report (WC92-S-3) presents data on major categories of commodities sold by wholesale kinds of business for the United States. Data for 15 selected MA's and 15 selected States will be available on electronic media only. Tables present data for each kind of business and show, for each commodity line, the number of establishments handling the line and their sales of the line; the percentage of total sales of the kind of business accounted for by each of the lines carried; and, for establishments actually handling a specific line, the percentage of total sales represented by sales of that line. Summary statistics also are provided for the broad commodity line categories, including counts of establishments and the amount and percentage of the line sold by various kinds of wholesale businesses.

The *Miscellaneous Subjects* report (WC92-S-4) contains data by kind of business on employment by principal activity; sales by class of customer; inventory valuation methods; commissions and gross selling value of business conducted for others by agents and brokers; gross margins, gross profits, and their components; and on petroleum bulk stations and terminals. Data are presented for the United States as a whole; for petroleum bulk stations and terminals, States, and counties.

Electronic Media

All data included in the printed reports are available on CD-ROM. The CD-ROM's provide the same information found in the final reports as well as additional information not published in the final reports, such as commodity line sales data for States (WC92-S-3). Electronic media products are available for users who wish to summarize, rearrange, or process large amounts of data. These products, with corresponding technical documentation, are sold by Data User Services Division, Customer Services, Bureau of the Census, Washington, DC 20233-8300.

OTHER ECONOMIC CENSUS REPORTS

Data on retail trade, service industries, transportation, communications, utilities, financial, insurance, real estate, construction industries, manufactures, mineral industries, enterprise statistics, minority-owned business enterprises, and women-owned businesses also are available from the 1992 Economic Census. A separate series of reports covers the census of outlying areas: Puerto Rico, Virgin Islands of the United States, Guam, and the Northern Marianas. Separate announcements describing these reports are available free of charge from Data User Services Division, Customer Services, Bureau of the Census, Washington, DC 20233-8300.