

# 1992 Census of Wholesale Trade


---

WC92-A-11

GEOGRAPHIC AREA SERIES

## Georgia

---



# 1992 Census of Wholesale Trade

---

WC92-A-11

GEOGRAPHIC AREA SERIES

## Georgia

---

+



+



**U.S. Department of Commerce**  
**Ronald H. Brown**, Secretary  
**David J. Barram**, Deputy Secretary

**Economics and Statistics Administration**  
**Everett M. Ehrlich**, Under Secretary  
for Economic Affairs

**BUREAU OF THE CENSUS**  
**Martha Farnsworth Riche**, Director

---

## Acknowledgments

Many persons participated in the various activities of the 1992 Census of Wholesale Trade. The overall planning and review of the census operations were performed by the Economic Census Staff of the Economic Planning and Coordination Division.

This report was prepared in the Services Division. **Bobby E. Russell**, Assistant Chief for Census Programs, was responsible for the overall planning, management, and coordination of the census of wholesale trade. Planning and implementation were under the direction of **John R. Trimble**, Chief, Wholesale Census Branch, with primary staff assistance by **Steven L. Barron**, **John L. Vignali**, **Gary E. Swenson**, **Scott P. Handmaker**, **Daniel C. Collier**, **Barbara A. Collier**, **Cary L. Fletcher**, **Dennis R. Johnson**, and **Karen K. Sigmon**.

Systems and procedures for mailout, receipt, correspondence, data input, industry classification, other clerical processing, administrative record processing, quality control, and the associated electronic computer programs, were developed in the Economic Planning and Coordination Division.

Mailout preparation and receipt operations, clerical and analytical review activities, data keying, and geocoding review were performed by the staff of the Data Preparation Division, **Judith N. Petty**, Chief.

Geographic coding procedures and associated computer programs were developed by the staff of the Geography Division.

The computer processing systems were developed and coordinated in the Economic Statistical Methods and Programming Division, **Charles P. Pautler, Jr.**, Chief. **H. Ray Dennis**, Assistant Chief for Business Programs, was responsible for the design and implementation of the computer systems. The computer programs were prepared under the supervision of **Steven G. McCraith**, Chief, Utilities and Financial Census Branch, and **William C. Wester**, Chief, Business Census Branch, assisted by **Dennis P. Kelly**, **Barbara L. Lambert**, **Josephine S. McLaughlin**, **William D. McClain**, **David Wang**, and **David L. Sipes**.

Computer processing was performed in the Computer Services Division, **Marvin D. Raines**, Chief.

The staff of the Administrative and Publications Services Division, **Walter C. Odom**, Chief, performed planning, design, composition, editorial review, and printing planning and procurement for publications and report forms. **Gladys Rea** provided publication coordination and editing.

Special acknowledgment is also due the many businesses whose cooperation has contributed to the publication of these data.

If you have any questions concerning the statistics in this report, call 301-763-5281.



**Economics and Statistics  
Administration**

**Everett M. Ehrlich**, Under Secretary  
for Economic Affairs



**BUREAU OF THE CENSUS**

**Martha Farnsworth Riche**, Director  
**Harry A. Scarr**, Deputy Director

**Paula J. Schneider**, Principal Associate  
Director for Programs

**Thomas L. Mesenbourg**, Acting Associate  
Director for Economic Programs

**Thomas L. Mesenbourg**, Assistant Director  
for Economic Programs

**ECONOMIC PLANNING AND COORDINATION  
DIVISION**

**John P. Govoni**, Chief

**SERVICES DIVISION**

**Carole A. Ambler**, Chief

# Introduction to the Economic Census

## PURPOSES AND USES OF THE ECONOMIC CENSUS

The economic census is the major source of facts about the structure and functioning of the Nation's economy. It provides essential information for government, business, industry, and the general public.

The economic census furnishes an important part of the framework for such composite measures as the gross domestic product, input/output measures, production and price indexes, and other statistical series that measure short-term changes in economic conditions.

Policymaking agencies of the Federal Government use the data, especially in monitoring economic activity and providing assistance to business.

State and local governments use the data to assess business activities and tax bases within their jurisdictions and to develop programs to attract business.

Trade associations study trends in their own and competing industries and keep their members informed of market changes.

Individual businesses use the data to locate potential markets and to analyze their own production and sales performance relative to industry or area averages.

## AUTHORITY AND SCOPE

Title 13 of the United States Code (sections 131, 191, and 224) directs the Census Bureau to take the economic census every 5 years, covering years ending in 2 and 7. The 1992 Economic Census consists of the following eight censuses:

- Census of Retail Trade
- Census of Wholesale Trade
- Census of Service Industries
- Census of Financial, Insurance, and Real Estate Industries
- Census of Transportation, Communications, and Utilities
- Census of Manufactures
- Census of Mineral Industries
- Census of Construction Industries

Special programs also cover enterprise statistics and minority-owned and women-owned businesses. (The 1992 Census of Agriculture and 1992 Census of Governments are conducted separately.) The next economic census is scheduled to be taken in 1998 covering the year 1997.

## AVAILABILITY OF THE DATA

The results of the economic census are available in printed reports for sale by the U.S. Government Printing Office and on compact discs for sale by the Census Bureau. Order forms for all types of products are available on request from Customer Services, Bureau of the Census, Washington, DC 20233-8300. A more complete description of publications being issued from this census is on the inside back cover of this document.

Census facts are also widely disseminated by trade associations, business journals, and newspapers. Volumes containing census statistics are available in most major public and college libraries. Finally, State data centers in every State as well as business and industry data centers in many States also supply economic census statistics.

## WHAT'S NEW IN 1992

The 1992 Economic Census covers more of the economy than any previous census. New for 1992 are data on communications, utilities, finance, insurance, and real estate, as well as coverage of more transportation industries. The economic, agriculture, and governments censuses now collectively cover nearly 98 percent of all economic activity.

Among other changes, new 1992 definitions affect the boundaries of about a third of all metropolitan areas. Also, the Survey of Women-Owned Businesses has now been expanded to include all corporations.

## HISTORICAL INFORMATION

The economic census has been taken as an integrated program at 5-year intervals since 1967 and before that for 1963, 1958, and 1954. Prior to that time, the individual subcomponents of the economic census were taken separately at varying intervals.

The economic census traces its beginnings to the 1810 Decennial Census, when questions on manufacturing were included with those for population. Coverage of economic activities was expanded for 1840 and subsequent censuses to include mining and some commercial activities. In 1902, Congress established a permanent Census Bureau and directed that a census of manufactures be taken every 5 years. The 1905 Manufactures Census was the first time a census was taken apart from the regular every-10-year population census.

The first census of business was taken in 1930, covering 1929. Initially it covered retail and wholesale trade and construction industries, but it was broadened in 1933 to include some of the service trades.

The 1954 Economic Census was the first census to be fully integrated—providing comparable census data across economic sectors, using consistent time periods, concepts, definitions, classifications, and reporting units. It was the first census to be taken by mail, using lists of firms provided by the administrative records of other Federal agencies. Since 1963, administrative records also have been used to provide basic statistics for very small firms, reducing or eliminating the need to send them census questionnaires. The Enterprise Statistics Program, which publishes combined data from the economic census, was made possible with the implementation of the integrated census program in 1954.

The range of industries covered in the economic censuses has continued to expand. The census of construction industries began on a regular basis in 1967, and the scope of service industries was broadened in 1967, 1977, and 1987. The census of transportation began in 1963 as a set of surveys covering travel, transportation of commodities, and trucks, but expanded in 1987 to cover business establishments in several transportation industries. For 1992, these statistics are incorporated into a broadened census of transportation, communications, and utilities. Also new for 1992 is the census of financial, insurance, and real estate industries. This is part of a gradual expansion in coverage of industries previously subjected to government regulation.

The Survey of Minority-Owned Business Enterprises was first conducted as a special project in 1969 and was incorporated into the economic census in 1972 along with the Survey of Women-Owned Businesses.

An economic census has also been taken in Puerto Rico since 1909, in the Virgin Islands of the United States and Guam since 1958, and in the Commonwealth of the Northern Mariana Islands since 1982.

Statistical reports from the 1987 and earlier censuses provide historical figures for the study of long-term time series and are available in some large libraries. All of the census data published since 1967 are still available for sale on microfiche from the Census Bureau.

## AVAILABILITY OF MORE FREQUENT ECONOMIC DATA

While the census provides complete enumerations every 5 years, there are many needs for more frequent data as well. The Census Bureau conducts a number of monthly, quarterly, and annual surveys, with the results appearing in publication series such as Current Business Reports (retail and wholesale trade and service industries), the Annual Survey of Manufactures, Current Industrial Reports, and the Quarterly Financial Report. Most of these surveys, while providing more frequent observations, yield less kind-of-business and geographic detail than the census. The County Business Patterns program offers annual statistics on the number of establishments, employment, and payroll classified by industry within each county.

## SOURCES FOR MORE INFORMATION

More information about the scope, coverage, classification system, data items, and publications for each of the economic censuses and related surveys is published in the *Guide to the 1992 Economic Census and Related Statistics*. More information on the methodology, procedures, and history of the census will be published in the *History of the 1992 Economic Census*. Contact Customer Services for information on availability.

# Census of Wholesale Trade

## GENERAL

The 1992 Census of Wholesale Trade, part of the 1992 Economic Census, covered wholesale trade as defined in the *Standard Industrial Classification Manual: 1987*<sup>1</sup> (SIC). It included all establishments with one or more paid employees primarily engaged in selling merchandise to retailers; other wholesalers; or industrial, commercial, institutional, farm, or professional users. Companies selling products to which they have title, as well as those acting as agents or brokers in buying or selling merchandise to others, are included. The census excluded governmental organizations classified in the covered industries except for wholesale liquor establishments operated by State and local governments.

The basic tabulations in this report do not include data for establishments which are "auxiliary" (primary function is providing a service, such as warehouses) to other establishments within the same organization. Data for auxiliaries are presented in a subsequent report issued as part of the 1992 Enterprise Statistics reports.

Wholesale firms without employees are excluded from the census. In the census of retail trade, the sales of firms with no paid employees are derived from administrative records of other Federal agencies rather than from a direct canvass. These sources proved impractical for wholesale firms without paid employees. In the census of wholesale trade, the sales value is the gross volume of business conducted. Firms which operated wholly or partly on a commission basis must provide both the gross volume of business conducted and commission receipts on census forms. Agents and brokers do not report to other Federal agencies the gross selling value of goods. Moreover, administrative records make no distinction between commission receipts and sales of products by wholesalers.

Appendix A gives a more detailed explanation of census coverage and methodology.

## CENSUS DISCLOSURE RULES

In accordance with Federal law governing census reports, no data are published that would disclose the operations of an individual establishment or business. However, the number of establishments in a kind-of-business

classification is not considered a disclosure, therefore, this information may be released even though other information is withheld.

## GEOGRAPHIC AREAS COVERED

This report series presents data for the following areas:

1. The United States as a whole.
2. Each State and the District of Columbia
3. Each consolidated metropolitan statistical area (CMSA) and primary metropolitan statistical area (PMSA) defined by the Office of Management and Budget (OMB) as of June 30, 1993. A CMSA is an area used to facilitate the presentation and analysis of data for large concentrations of metropolitan populations. It includes two or more contiguous PMSA's which have a population of at least 1,000,000<sup>2</sup> and which meet specific criteria of urban character and of social and economic integration.
4. Each metropolitan statistical area (MSA) defined by the OMB as of June 30, 1993. An MSA is an integrated economic and social unit with a population nucleus of at least 50,000 inhabitants.<sup>2</sup> Each MSA consists of one or more counties meeting standards of metropolitan character; in New England, cities and towns rather than counties are the component geographic units.
5. The area within the State outside metropolitan areas (MA's).
6. Each county or county equivalent.<sup>3</sup> Counties are the primary divisions of States, except in Louisiana where they are called parishes and in Alaska where they are called boroughs and census areas. Maryland, Missouri, Nevada, and Virginia have one place or more that is independent of any county organization and constitutes primary divisions of their States. These places are treated as counties and as places.
7. Each consolidated city.<sup>3</sup> Consolidated cities are consolidated governments which consists of separately incorporated municipalities.
8. Each municipality of 2,500 inhabitants or more incorporated as a city, borough, village, or town.<sup>2 3</sup>

<sup>1</sup>*Standard Industrial Classification Manual: 1987*. For sale by Superintendent of Documents, U.S. Government Printing Office, Washington, DC 20402. Stock No. 041-001-00314-2.

<sup>2</sup>According to 1990 Census of Population or subsequent special census.

<sup>3</sup>Those defined as of January 1, 1992.

For the economic census, boroughs and census areas in Alaska, and boroughs in New York, are not included in this category.

9. Special economic urban areas (SEUA's), which include townships in Michigan, New Jersey, and Pennsylvania and towns in New York, Wisconsin, and the six New England States with 10,000 inhabitants or more.<sup>4</sup>

## DOLLAR VALUES

All dollar values presented in this report are expressed in current dollars, i.e., 1992 data are expressed in 1992 dollars and 1987 data in 1987 dollars. Consequently, when making comparisons to prior years, users of the data should consider the inflation that has occurred

## RELIABILITY OF DATA

All data compiled in this report originated from either census questionnaires or administrative records of other Federal agencies and, therefore, are not subject to sampling errors. However, the data are subject to nonsampling errors. Nonsampling errors can be attributed to many sources: inability to identify all cases in the actual universe; definition and classification difficulties; differences in the interpretation of questions; errors in recording or coding the data obtained; and other errors of collection, response, coverage, and estimation for missing or misreported data.

The accuracy of these tabulated data is determined by the joint effects of the various nonsampling errors. No direct measurement of these effects has been obtained except for estimation for missing or misreported data; however, precautionary steps were taken in all phases of the collection, processing, and tabulation of the data in an effort to minimize the effects of nonsampling errors.

The Census Bureau obtains on computer tape limited information extracted from administrative records of other Federal agencies. This information is used in conjunction with other information available to the Census Bureau to develop estimates for nonemployers, small employers, and other establishments for which responses were not received in time for publication. For an indication of the extent that data included in these reports were obtained from the administrative records of other Federal agencies and from estimation, rather than reports directly from respondents, see appendix E. Also, see appendix A for a more detailed explanation of census coverage and methodology.

## SPECIAL TABULATIONS

Special tabulations of data collected in the 1992 Census of Wholesale Trade may be obtained, depending on availability of time and personnel, on diskette, computer tape,

<sup>4</sup>According to 1990 Census of Population or subsequent special census.

or in tabular form. The data will be in summary form and subject to the same rules prohibiting disclosure of confidential information (including name, address, kind of business, or other data for individual business establishments or companies) as are the regular publications.

Special tabulations are prepared on a cost basis. A request for a cost estimate, as well as exact specifications on the type and format of the data to be provided, should be directed to the Chief, Services Division, Bureau of the Census, Washington, DC 20233.

To discuss a special tabulation before submitting specifications, call 1-800-541-8345.

## ABBREVIATIONS AND SYMBOLS

The following abbreviations and symbols are used in this publication:

–	Represents zero.
(D)	Withheld to avoid disclosing data for individual companies; data are included in broader kind-of-business totals.
(IC)	Independent city.
(NA)	Not available.
(NC)	Not comparable.
(X)	Not applicable.
CMSA	Consolidated metropolitan statistical area.
MA	Metropolitan area.
MSA	Metropolitan statistical area.
n.e.c.	Not elsewhere classified.
PMSA	Primary metropolitan statistical area.
pt.	Part.
r	Revised.
SEUA	Standard economic urban area.
SIC	Standard Industrial Classification.

The following symbols are used in this publication to show employment size ranges for employment data that has been withheld to avoid disclosing data for individual companies (employment size range codes are provided for the first time in the 1992 Economic Census):

Symbol	Employment size
AA	0—19
BB	20—99
CC	100—249
EE	250—499
FF	500—999
GG	1,000—2,499
HH	2,500—4,999
II	5,000—9,999
JJ	10,000—24,999
KK	25,000—49,999
LL	50,000—99,999
MM	100,000 or more



# Users' Guide for Locating Statistics in This Report by Table Number

Information shown in tables	Table									
	1	2	3	4	5	6	7	8	9	10
<b>GEOGRAPHIC AREAS</b>										
The State .....	X	X	X						X	X
Metropolitan Areas (MA's) in the State.....							X			
Area of the State not in any MA .....								X		
Counties in the State .....				X						X
Places in the State .....				<sup>2</sup> X	<sup>1</sup> X	<sup>1</sup> X			<sup>2</sup> X	
<b>DATA ITEMS<sup>3</sup></b>										
Establishments.....	X		X	<sup>4</sup> X	<sup>4</sup> X	<sup>4</sup> X	<sup>4</sup> X	<sup>4</sup> X		
Sales .....	X		X	<sup>4</sup> X	<sup>4</sup> X	<sup>4</sup> X	<sup>4</sup> X	<sup>4</sup> X	X	X
Annual payroll .....	X		X	<sup>4</sup> X	<sup>4</sup> X	<sup>4</sup> X	<sup>4</sup> X	<sup>4</sup> X		
First-quarter payroll.....	X									
Paid employees for pay period including March 12, 1992 .....	X		X	<sup>5</sup> X	<sup>5</sup> X	<sup>5</sup> X	<sup>5</sup> X	<sup>5</sup> X		
Inventories .....	X									
Operating expenses .....	X									
Sales per establishment.....		X								
Sales per employee .....		X								
Annual payroll per employee.....		X								
Annual payroll as a percent of operating expenses.....		X								
Employees per establishment.....		X								
Operating expenses as a percent of sales .....		X								
End-of-year inventories as a percent of sales....		X								
1987 to 1992 comparative statistics (sales, payroll, etc.).....			X							
Counties ranked by volume of sales .....										X
Places ranked by volume of sales.....									<sup>2</sup> X	

<sup>1</sup>Includes areas with 200 wholesale establishments or more.

<sup>2</sup>Includes places with 2,500 inhabitants or more, according to the 1990 Census of Population.

<sup>3</sup>See Explanation of Terms, appendix A.

<sup>4</sup>Manufacturers' sales branches and offices, and agents, brokers, and commission merchants are combined and displayed as "other types of operation."

<sup>5</sup>Presented for total and merchant wholesalers only.

# Users' Guide for Locating Statistics in the 1992 Census of Wholesale Trade Reports

Report and geographic area	Information shown in reports by kind of business or industry category										
	Number of establishments	Sales (\$1,000)	Payroll (\$1,000)	Number of employees	Inventories (\$1,000)	Operating expenses (\$1,000)	Commodity line sales (\$1,000)	Sales size and employment size <sup>1</sup>	Legal form of organization	Petroleum bulk stations and terminals	Selected topics
<b>GEOGRAPHIC AREA SERIES</b>											
United States .....	X	X	X	X	X	X	X				
State .....	X	X	X	X	X	X	X				
MA .....	X	X	X	X	X						
County .....	X	X	X	X	X						
Place .....	X	X	X	X	X						
<b>ESTABLISHMENT AND FIRM SIZE (INCLUDING LEGAL FORM OF ORGANIZATION)</b>											
United States .....	X	X	<sup>2</sup> X	<sup>2</sup> X	<sup>2</sup> X	<sup>2</sup> X		X	X		
<b>MEASURES OF VALUE PRODUCED, CAPITAL EXPENDITURES, DEPRECIABLE ASSETS, AND OPERATING EXPENSES</b>											
United States <sup>2</sup> .....		X	X		X	X			X		<sup>3</sup> X
<b>COMMODITY LINE SALES</b>											
United States .....	X	X					X				
State <sup>4</sup> .....	X	X					X				
MA <sup>4</sup> .....	X	X					X				
<b>MISCELLANEOUS SUBJECTS</b>											
United States .....	X	X	X	X	X	X				X	<sup>5</sup> X
State .....					X	X				X	
County .....					X	X				X	

<sup>1</sup>Establishments and firms.

<sup>2</sup>Merchant wholesalers only.

<sup>3</sup>Value produced, capital expenditures, depreciable assets, and selected operating expenses detail.

<sup>4</sup>Available on CD ROM only.

<sup>5</sup>Class of customer; employment by principal activity; detailed type of operation; inventory detail; commissions of agents and brokers; and gross margins, gross profits, and their components of merchant wholesalers.

# Contents

## Georgia

[Page numbers listed here omit the prefix that appears as part of the number of each page]

	Page
Introduction to the Economic Census .....	III
Census of Wholesale Trade .....	V
Users' Guide for Locating Statistics in This Report by Table Number .....	VII
Users' Guide for Locating Statistics in the 1992 Census of Wholesale Trade Reports ...	VIII
Summary of Findings .....	2

### FIGURES

1. Percent of Wholesale Sales by Type of Operation: 1992 and 1987 .....	3
2. Wholesale Sales by Industry Group: 1992 and 1987 .....	4
3. Wholesale Employment by Industry Group: 1992 and 1987 .....	5
Maps .....	6

### TABLES

1. Summary Statistics for the State: 1992 .....	9
2. Selected Ratios for the State: 1992 .....	18
3. Comparative Statistics for the State: 1992 and 1987 .....	22
4. Summary Statistics for Counties and for Places With 2,500 Inhabitants or More: 1992 .....	25
5. Summary Statistics for Places With 200 Establishments or More: 1992 .....	32
6. Summary Statistics for Counties With 200 Establishments or More: 1992 .....	36
7. Summary Statistics for Metropolitan Areas: 1992 .....	45
8. Summary Statistics for the Area Outside Metropolitan Areas: 1992 .....	52
9. Places With 2,500 Inhabitants or More Ranked by Volume of Sales: 1992 .....	53
10. Counties Ranked by Volume of Sales: 1992 .....	54

### APPENDIXES

A. General Explanation .....	A-1
B. Sample Report Form and Instructions .....	B-1
C. Kind-of-Business Titles and Reporting-Form Numbers .....	C-1
D. Metropolitan Areas .....	D-1
E. Percent of Sales Data Based on Administrative Records and Estimation for the State: 1992 .....	E-1
F. Geographic Notes .....	F-1
G. Establishments in Business Any Time During Year and Establishments in Business at End of Year for the State: 1992 and 1987 .....	G-1

Publication Program .....

Inside back cover

## Summary of Findings

---

Georgia had 14,608 wholesale establishments in 1992 with \$113.8 billion in sales. This represents a 6.8 percent increase in wholesale establishments and a 31.0 percent increase in sales over 1987 according to the 1992 Census of Wholesale Trade conducted by the Bureau of the Census, U.S. Department of Commerce.

Merchant wholesalers accounted for 79.0 percent or 11,538 of the total establishments and 42.7 percent or \$48.6 billion of the total sales in 1992 compared with 78.7 percent of the establishments and 40.2 percent of the sales in 1987. Manufacturers' sales branches and offices with 1,458 establishments and \$55.1 billion in sales and agents, brokers, and commission merchants with 1,612 establishments and \$10.2 billion in sales made up the rest of the wholesale trade total in 1992.

Automobiles and other motor vehicles wholesalers were the largest group of wholesalers by kind of business in terms of sales with \$15.3 billion followed by chemicals and allied products, n.e.c., wholesalers with \$5.8 billion and drugs, drug proprietaries, and druggists' sundries wholesalers with \$5.2 billion. Out of 69 kind of business groups, these three accounted for 23.1 percent of the total sales in the State.

Annual payroll for all wholesalers in the State was up from \$4.1 billion in 1987 to \$5.3 billion in 1992. Merchant wholesalers had annual payroll of \$3.5 billion in 1992 while manufacturers' sales branches and offices recorded \$1.6 billion and agents, brokers, and commission merchants had \$274.4 million.

Employment by all wholesalers in Georgia as of mid-March 1992 was 179,383, an increase of .6 percent since 1987. Merchant wholesalers with 125,191 employees accounted for 69.8 percent of the total wholesale employment in 1992 compared with 70.1 percent in 1987.

Inventories of \$6.6 billion were held at wholesale establishments in the State at the end of 1992. Merchant wholesalers held 77.0 percent of these inventories while manufacturers' sales branches and sales offices held 22.8 percent and agent, brokers, and commission merchants held .2 percent. Inventories of all wholesalers increased during 1992 by 4.3 percent while those of merchant wholesalers increased 5.7 percent.

Payroll per employee in the State averaged \$29.7 thousand for all wholesalers in 1992, an increase of 28.6 percent since 1987. Merchant wholesalers averaged \$27.7 thousand per employee while manufacturers' sales branches and offices was \$34.7 thousand and agents, brokers, and commission merchants were \$33.0 thousand in 1992.

Annual payroll as a percent of operating expenses for all wholesalers increased from 48.3 percent in 1987 to 49.2 percent in 1992. The ratio for merchant wholesalers was 48.4 percent; for manufacturers' sales branches and offices it was 50.3 percent; and for agents, brokers and commission merchants it was 52.8 percent.

Figure 1. **Percent of Wholesale Sales by Type of Operation: 1992 and 1987**  
(Percents may not add to 100 because of rounding. For meaning of abbreviations and symbols, see introductory text)

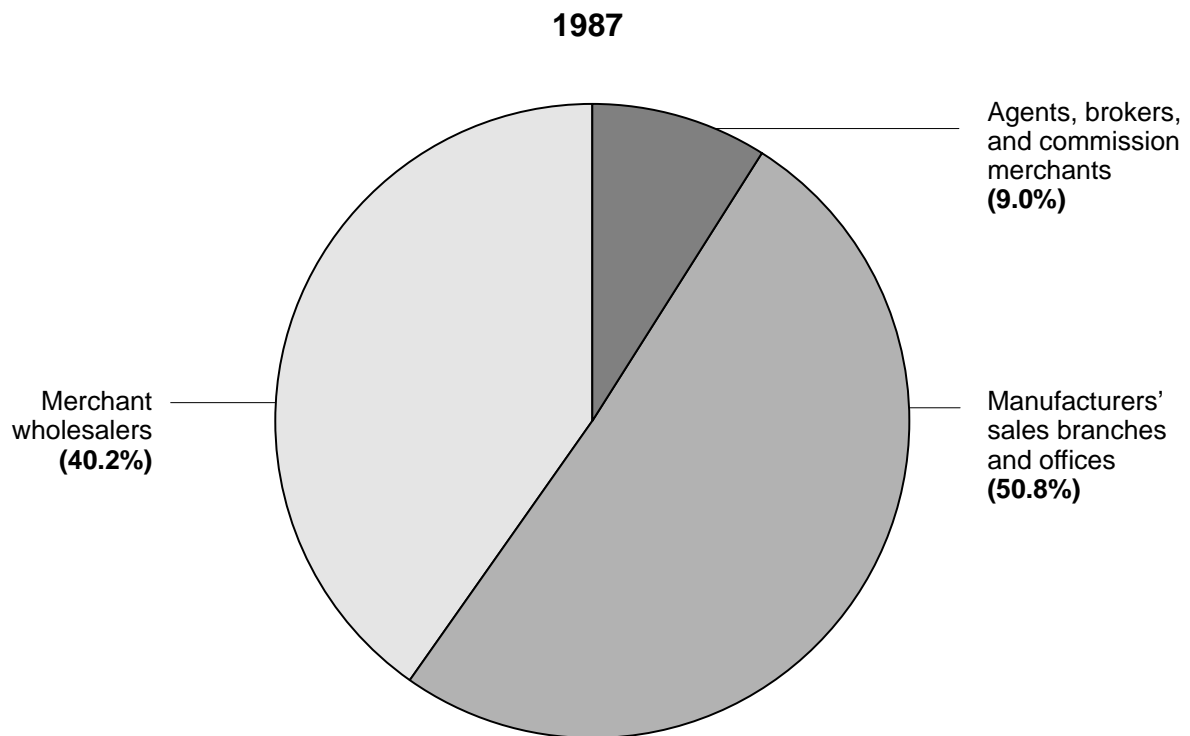
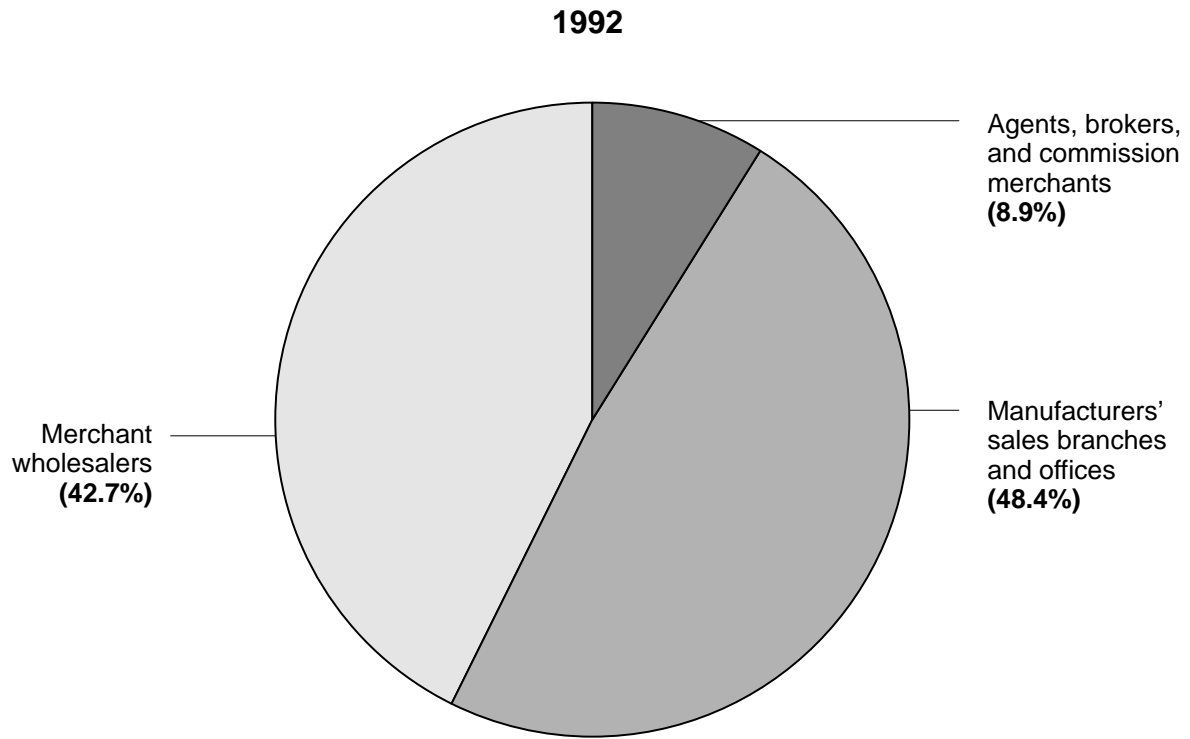




Figure 2. **Wholesale Sales by Industry Group: 1992 and 1987**  
(Millions of dollars. For meaning of abbreviations and symbols, see introductory text)

1992   
1987 

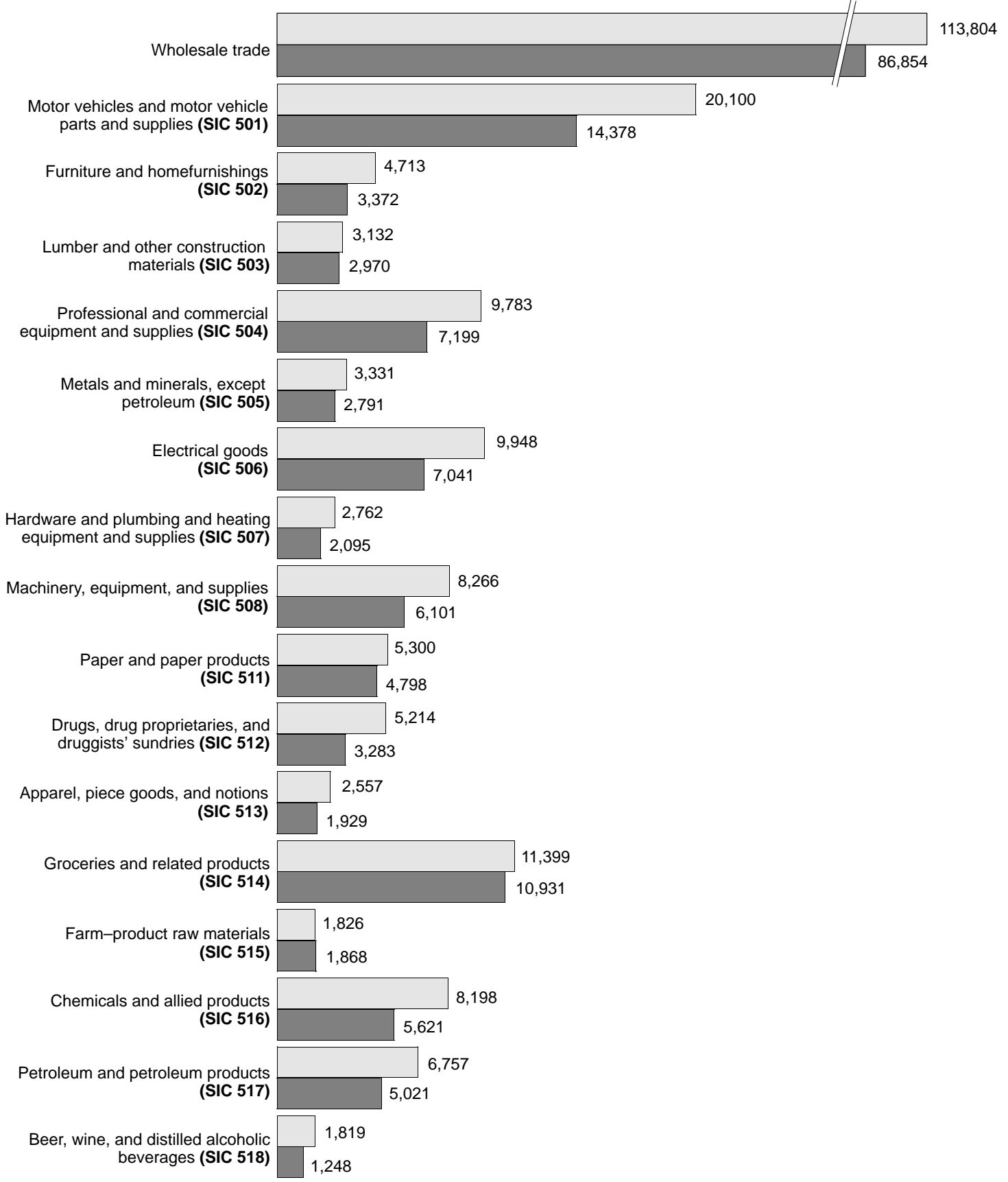


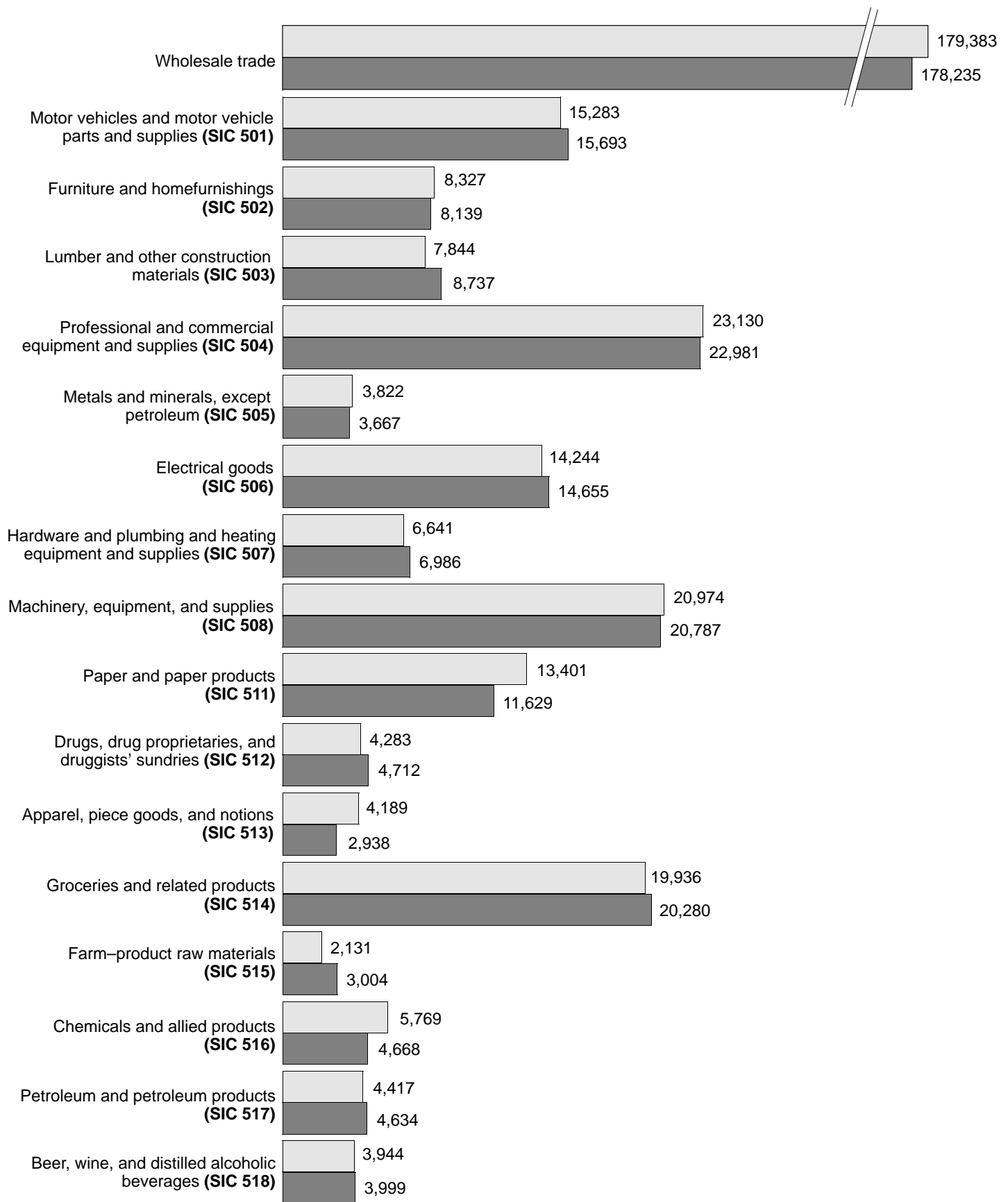


Figure 3. **Wholesale Employment by Industry Group: 1992 and 1987**  
 (Number. For meaning of abbreviations and symbols, see introductory text)

1992   
 1987 







**Table 1. Summary Statistics for the State: 1992**

[For meaning of abbreviations and symbols, see introductory text. For explanation of terms and comparability of 1987 and 1992 censuses, see appendix A]

SIC code	Type of operation and kind of business	Estab-lish-ments (number)	Sales (\$1,000)	Annual payroll (\$1,000)	First-quarter payroll (\$1,000)	Paid employees for pay period including March 12 (number)	Operating expenses (\$1,000)	End-of-1991 inventories (\$1,000)	End-of-1992 inventories (\$1,000)
	<b>Wholesale trade</b> .....	<b>14 608</b>	<b>113 803 525</b>	<b>5 328 901</b>	<b>1 281 149</b>	<b>179 383</b>	<b>10 841 617</b>	<b>6 351 348</b>	<b>6 623 899</b>
	<b>TYPES OF OPERATION</b>								
	<b>Merchant wholesalers</b> .....	<b>11 538</b>	<b>48 589 917</b>	<b>3 462 022</b>	<b>808 163</b>	<b>125 191</b>	<b>7 158 573</b>	<b>4 820 794</b>	<b>5 097 404</b>
	Wholesale distributors and jobbers .....	10 894	40 054 027	3 109 500	725 174	114 703	6 219 022	3 921 168	4 142 473
	Importers .....	399	6 824 249	292 800	69 273	7 841	765 385	737 337	796 469
	Exporters .....	122	886 889	27 529	6 557	909	91 377	63 106	68 688
	Terminal grain elevators .....	1	(D)	(D)	(D)	AA	(D)	(D)	(D)
	Country grain elevators .....	30	(D)	(D)	(D)	CC	(D)	(D)	(D)
	Assemblers of farm products, except country grain elevators .....	92	521 818	27 158	6 132	1 472	58 931	80 166	68 020
	<b>Manufacturers' sales branches and sales offices</b> .....	<b>1 458</b>	<b>55 060 990</b>	<b>1 592 483</b>	<b>409 888</b>	<b>45 879</b>	<b>3 163 125</b>	<b>1 513 209</b>	<b>1 511 899</b>
	Sales branches (with stock) .....	810	20 414 935	1 048 964	270 438	31 780	2 132 399	1 513 209	1 511 899
	Sales offices (without stock) .....	648	34 646 055	543 519	139 450	14 099	1 030 726	-	-
	<b>Agents, brokers, and commission merchants</b> ....	<b>1 612</b>	<b>10 152 618</b>	<b>274 396</b>	<b>63 098</b>	<b>8 313</b>	<b>519 919</b>	<b>17 345</b>	<b>14 596</b>
	Auction companies .....	41	914 040	15 814	4 031	1 569	26 929	56	24
	Brokers .....	238	2 095 870	39 234	8 881	1 298	73 378	1 933	1 699
	Commission merchants .....	217	929 340	26 748	5 820	839	53 586	1 887	1 105
	Import agents .....	4	19 079	1 375	358	32	2 663	5	1
	Export agents .....	15	334 050	1 555	250	23	7 235	-	-
	Manufacturers' agents .....	1 097	5 860 239	189 670	43 758	4 552	356 128	13 464	11 767
	<b>TYPES OF OPERATION BY KIND OF BUSINESS</b>								
	<b>Wholesale trade</b> .....	<b>14 608</b>	<b>113 803 525</b>	<b>5 328 901</b>	<b>1 281 149</b>	<b>179 383</b>	<b>10 841 617</b>	<b>6 351 348</b>	<b>6 623 899</b>
<b>50</b>	<b>Durable goods</b> .....	<b>9 557</b>	<b>65 187 722</b>	<b>3 483 995</b>	<b>836 628</b>	<b>108 266</b>	<b>6 906 893</b>	<b>4 318 534</b>	<b>4 550 271</b>
501	Motor vehicles and motor vehicle parts and supplies .....	1 393	20 099 979	407 066	98 760	15 283	799 845	789 004	814 880
5012	Automobiles and other motor vehicles .....	232	15 298 716	112 518	28 766	4 268	229 800	338 076	367 250
	Automobiles, light trucks, motorcycles, buses, and recreational vehicles .....	160	14 539 257	71 599	19 120	2 982	160 609	256 840	273 781
	Automobiles and motorcycles .....	130	(D)	(D)	(D)	HH	(D)	(D)	(D)
	Buses and recreational vehicles .....	14	36 634	2 208	459	102	4 518	2 996	5 981
	Light trucks and vans (14,000 lb or less) .....	16	(D)	(D)	(D)	EE	(D)	(D)	(D)
	Medium and heavy trucks and tractors (over 14,000 lb) .....	72	759 459	40 919	9 646	1 286	69 191	81 236	93 469
	Medium trucks (14,001 lb to 26,000 lb) .....	14	84 302	5 391	1 276	164	8 932	11 008	13 094
	Heavy trucks and tractors (over 26,000 lb) .....	58	675 157	35 528	8 370	1 122	60 259	70 228	80 375
5013	Motor vehicle supplies and new parts .....	830	3 885 796	228 950	54 120	8 341	439 664	360 317	365 675
	Motor vehicle supplies and new parts —warehouse distributors .....	232	1 672 293	75 822	17 598	2 644	137 921	98 909	99 407
	Motor vehicle supplies and new parts —jobbers .....	577	2 170 171	148 502	35 191	5 529	290 692	254 856	259 893
	Petroleum products marketing equipment .....	21	43 332	4 626	1 331	168	11 051	6 552	6 375
5014	Tires and tubes .....	124	814 105	45 680	11 314	1 616	92 700	80 157	70 228
5015	Motor vehicle parts, used .....	207	101 362	19 918	4 560	1 058	37 681	10 454	11 727
502	Furniture and homefurnishings .....	740	4 712 572	224 822	54 635	8 327	452 444	241 206	243 731
5021	Furniture .....	243	980 764	66 050	15 834	2 319	140 050	41 114	45 086
	Household and lawn furniture .....	122	380 118	21 794	4 684	901	49 763	21 679	25 350
	Office and business furniture .....	121	600 646	44 256	11 150	1 418	90 287	19 435	19 736
5023	Homefurnishings .....	497	3 731 808	158 772	38 801	6 008	312 394	200 092	198 645
	Household china, glassware, and crockery .....	24	104 418	3 918	860	102	8 551	2 332	2 258
	Linens, domestics, draperies, and curtains .....	76	296 181	15 303	3 756	623	36 371	14 509	15 513
	Floor coverings .....	306	3 177 797	123 684	30 426	4 554	233 635	169 886	166 139
	Other homefurnishings .....	91	153 412	15 867	3 759	729	33 477	13 365	14 735
503	Lumber and other construction materials .....	633	3 131 657	195 866	44 329	7 844	430 439	205 069	226 663
5031	Lumber, plywood, millwork, and wood panels .....	282	1 518 408	102 240	22 883	3 829	212 781	108 102	124 749
	Lumber—without yard .....	68	395 913	21 212	4 374	626	42 192	10 278	12 631
	Lumber—with yard .....	62	329 952	22 851	5 287	1 044	52 575	38 281	44 862
	Plywood, millwork, and wood panels .....	152	792 543	58 177	13 222	2 159	118 014	59 543	67 256
5032	Brick, stone, and related construction materials .....	150	260 848	24 817	5 612	945	54 531	23 985	22 145
	Brick, block, tile, clay/cement sewer pipe .....	90	168 566	15 571	3 638	564	32 582	14 754	14 369
	Sand, gravel, and stone .....	40	59 483	7 706	1 645	323	17 233	5 938	4 702
	Cement, lime, and related products .....	20	32 799	1 540	329	58	4 716	3 293	3 074
5033	Roofing, siding, and insulation materials .....	83	567 372	25 805	5 816	795	59 330	22 050	26 967
5039	Construction materials, n.e.c. .....	118	785 029	43 004	10 018	2 275	103 797	50 932	52 802
	Flat glass and other construction glass .....	17	52 016	4 616	1 094	193	7 911	2 135	2 153
	Other construction materials .....	101	733 013	38 388	8 924	2 082	95 886	48 797	50 649

**WHOLESALE TRADE—GEOGRAPHIC AREA SERIES**

**GEORGIA GA-9**

Table 1. Summary Statistics for the State: 1992 —Con.

[For meaning of abbreviations and symbols, see introductory text. For explanation of terms and comparability of 1987 and 1992 censuses, see appendix A]

SIC code	Type of operation and kind of business	Establishments (number)	Sales (\$1,000)	Annual payroll (\$1,000)	First-quarter payroll (\$1,000)	Paid employees for pay period including March 12 (number)	Operating expenses (\$1,000)	End-of-1991 inventories (\$1,000)	End-of-1992 inventories (\$1,000)
<b>TYPES OF OPERATION BY KIND OF BUSINESS —Con.</b>									
<b>Wholesale trade —Con.</b>									
<b>50</b>	<b>Durable goods —Con.</b>								
504	Professional and commercial equipment and supplies -----	1 463	9 783 435	924 142	223 061	23 130	1 753 046	691 373	773 739
5043	Photographic equipment and supplies -----	47	(D)	(D)	(D)	GG	(D)	(D)	(D)
5044	Office equipment -----	224	1 177 764	163 586	37 848	4 768	308 418	147 132	158 856
5045	Computers and computer peripheral equipment and software -----	591	4 115 843	421 879	103 159	9 266	751 271	185 210	231 719
	Computers and peripheral equipment (selling primarily to business customers) -----	527	3 941 196	384 135	94 592	8 373	693 038	174 146	218 788
	Computers and peripheral equipment sold for resale -----	188	1 445 422	76 228	17 622	1 911	137 263	107 535	138 649
	Computers and peripheral equipment sold for end use -----	339	2 495 774	307 907	76 970	6 462	555 775	66 611	80 139
	Computer software (prepackaged, off-the-shelf) -----	64	174 647	37 744	8 567	893	58 233	11 064	12 931
5046	Commercial equipment, n.e.c. -----	167	390 573	46 066	10 153	1 577	95 926	51 118	54 056
	Restaurant and hotel equipment and supplies -----	91	235 996	28 757	6 187	944	54 713	20 866	24 342
	Store machines and equipment -----	76	154 577	17 309	3 966	633	41 213	30 252	29 714
5047	Medical, dental, and hospital equipment and supplies ---	296	2 650 315	203 406	48 786	5 023	405 175	217 868	233 392
	Medical and hospital equipment and supplies -----	278	2 513 709	190 219	45 480	4 637	350 003	199 392	217 140
	Dental equipment and supplies -----	18	136 606	13 187	3 306	6	55 172	18 476	16 252
5048	Ophthalmic goods -----	48	63 608	7 338	2 327	311	15 418	2 868	3 937
5049	Professional equipment and supplies, n.e.c. -----	90	(D)	(D)	(D)	GG	(D)	(D)	(D)
	Religious and school supplies -----	22	63 257	10 700	2 476	354	21 393	4 559	5 716
	Other professional equipment and supplies, n.e.c. ---	68	(D)	(D)	(D)	FF	(D)	(D)	(D)
505	Metals and minerals, except petroleum -----	298	3 330 935	131 440	31 966	3 822	259 643	271 565	276 015
5051	Metals service centers and offices -----	284	(D)	(D)	(D)	HH	(D)	(D)	(D)
	Ferrous metals service centers and offices -----	223	2 032 980	89 279	21 977	2 948	180 644	176 238	179 572
	Ferrous metals service centers -----	142	1 132 959	76 967	18 808	2 580	154 520	176 238	179 572
	Ferrous metals sales offices -----	81	900 021	12 312	3 169	368	26 124	-	-
	Nonferrous metals service centers and offices -----	61	(D)	(D)	(D)	FF	(D)	(D)	(D)
	Nonferrous metals service centers -----	39	(D)	(D)	(D)	FF	(D)	(D)	(D)
	Nonferrous metals sales offices -----	22	(D)	(D)	(D)	BB	(D)	(D)	(D)
5052	Coal and other minerals and ores -----	14	(D)	(D)	(D)	BB	(D)	(D)	(D)
	Coal -----	5	(D)	(D)	(D)	AA	(D)	(D)	(D)
	Other minerals and ores -----	9	(D)	(D)	(D)	BB	(D)	(D)	(D)
506	Electrical goods -----	1 109	9 947 894	523 600	133 242	14 244	1 029 950	473 501	548 312
5063	Electrical apparatus and equipment, wiring supplies, and construction materials -----	553	2 988 110	244 209	60 523	6 996	474 088	228 662	244 724
5064	Electrical appliances, television and radio sets -----	110	2 055 564	63 933	14 865	1 626	140 676	116 993	169 575
5065	Electronic parts and equipment, n.e.c. -----	446	4 904 220	215 458	57 854	5 622	415 186	127 846	134 013
	Communications equipment -----	192	3 360 945	144 315	40 775	3 557	264 513	49 871	55 047
	Other electronic parts and equipment -----	254	1 543 275	71 143	17 079	2 065	150 673	77 975	78 966
507	Hardware, and plumbing and heating equipment and supplies -----	722	2 761 736	193 272	45 218	6 641	380 752	286 718	307 717
5072	Hardware -----	229	1 203 596	68 935	16 535	2 537	139 692	143 795	153 823
5074	Plumbing and heating equipment and supplies (hydronics) -----	245	904 822	62 828	14 070	2 145	125 750	67 411	73 459
5075	Warm air heating and air-conditioning equipment and supplies -----	205	515 982	50 856	11 975	1 625	97 260	64 348	70 213
5078	Refrigeration equipment and supplies -----	43	137 336	10 653	2 638	334	18 050	11 164	10 222
508	Machinery, equipment, and supplies -----	2 252	8 266 266	670 018	157 082	20 974	1 315 133	1 097 386	1 079 665
5082	Construction and mining (except petroleum) machinery and equipment -----	171	936 256	68 728	16 613	2 042	143 246	220 289	195 129
5083	Farm and garden machinery and equipment -----	297	1 496 503	78 674	18 195	3 078	184 530	357 525	310 324
	Farm machinery and equipment —farm dealers -----	172	343 489	29 963	6 868	1 457	58 169	110 924	104 898
	Farm machinery and equipment —wholesale distributors -----	80	827 813	28 793	6 699	930	57 391	83 084	59 127
	Lawn and garden machinery and equipment -----	45	325 201	19 918	4 628	691	68 970	163 517	146 299
5084	Industrial machinery and equipment -----	927	3 251 148	301 886	70 447	8 308	564 170	273 676	316 704
	Food-processing machinery and equipment -----	47	122 838	11 129	2 415	357	21 258	8 166	9 705
	General-purpose industrial machinery, equipment, and parts -----	363	1 400 431	123 202	29 323	3 239	230 158	111 152	114 224
	Metalworking machinery and equipment -----	82	223 599	17 620	4 235	622	37 866	16 732	29 091
	Materials handling equipment -----	156	379 393	47 300	10 634	1 455	82 123	24 846	26 669
	Oil well, oil refinery, and pipeline machinery, equipment, and supplies -----	14	19 425	1 903	402	56	3 556	468	508
	Other industrial machinery and equipment -----	265	1 105 462	100 732	23 438	2 579	189 209	112 312	136 507
5085	Industrial supplies -----	533	1 851 798	144 003	34 207	4 909	285 924	178 584	183 898
	General-line industrial supplies -----	69	134 082	13 745	3 425	540	25 630	17 557	19 742
	Mechanical power transmission supplies -----	108	461 470	28 246	6 775	968	56 495	75 379	78 503
	Hydraulic and pneumatic (fluid-power) parts, accessories, and supplies -----	53	137 005	16 442	4 012	582	34 907	15 672	14 006
	Welding supplies -----	68	119 306	11 823	2 693	436	24 883	8 387	8 469
	Industrial containers and supplies -----	49	433 209	17 043	4 013	546	31 014	5 680	4 458
	Industrial valves and fittings, except fluid-power -----	53	167 598	14 930	3 518	423	27 131	19 659	19 918
	Other industrial supplies -----	133	399 128	41 774	9 771	1 414	85 864	36 250	38 802
5087	Service establishment equipment and supplies -----	245	439 132	53 020	12 221	1 954	93 209	39 717	39 820
	Beauty and barber equipment and supplies -----	69	105 223	15 237	3 539	575	24 567	10 026	11 812
	Custodial (janitors') equipment and supplies -----	84	138 662	17 641	3 902	673	30 898	11 813	11 891
	Laundry and drycleaning equipment and supplies -----	20	50 694	7 076	1 630	215	12 359	3 294	4 009
	Other service establishment equipment and supplies ---	72	144 553	13 066	3 150	491	25 385	14 584	12 108

**Table 1. Summary Statistics for the State: 1992 —Con.**

[For meaning of abbreviations and symbols, see introductory text. For explanation of terms and comparability of 1987 and 1992 censuses, see appendix A]

SIC code	Type of operation and kind of business	Estab-lish-ments (number)	Sales (\$1,000)	Annual payroll (\$1,000)	First-quarter payroll (\$1,000)	Paid employees for pay period including March 12 (number)	Operating expenses (\$1,000)	End-of-1991 inventories (\$1,000)	End-of-1992 inventories (\$1,000)
<b>TYPES OF OPERATION BY KIND OF BUSINESS —Con.</b>									
<b>Wholesale trade —Con.</b>									
<b>50</b>	<b>Durable goods —Con.</b>								
508	Machinery, equipment, and supplies —Con.								
5088	Transportation equipment and supplies, except motor vehicles -----	79	291 429	23 707	5 399	683	44 054	27 595	33 790
	Aircraft and aeronautical equipment and supplies -----	52	252 101	21 850	5 023	601	39 718	25 245	30 933
	Marine machinery, equipment, and supplies -----	10	25 568	828	181	34	1 845	1 568	1 940
	Other transportation equipment and supplies -----	17	13 760	1 029	195	48	2 491	782	917
509	Miscellaneous durable goods -----	947	3 153 248	213 769	48 335	8 001	485 641	262 712	279 549
5091	Sporting and recreational goods and supplies -----	145	675 926	41 835	9 981	1 535	108 763	71 183	76 598
5092	Toys and hobby goods and supplies -----	48	287 178	25 305	4 009	701	54 411	17 252	17 978
5093	Scrap and waste materials -----	259	678 157	68 030	16 061	2 797	148 389	43 865	42 923
	Iron and steel scrap processors and dealers -----	69	171 693	17 096	4 244	815	39 713	10 457	10 888
	Iron and steel scrap processing (using power processing equipment) -----	42	133 394	14 891	3 638	682	34 436	9 211	9 489
	Iron and steel scrap dealers (not using power processing equipment) -----	27	38 299	2 205	606	133	5 277	1 246	1 399
	Nonferrous recyclable materials -----	190	506 464	50 934	11 817	1 982	108 676	33 408	32 035
5094	Jewelry, watches, precious stones, and precious metals -----	167	370 671	22 566	4 716	758	51 918	38 329	39 886
	Jewelry, watches, diamonds, precious stones, and silverware -----	152	316 159	19 324	4 221	684	46 434	36 536	38 234
	Precious metals (excluding ores) -----	15	54 512	3 242	495	74	5 484	1 793	1 652
5099	Durable goods, n.e.c. -----	328	1 141 316	56 033	13 568	2 210	122 160	92 083	102 164
	Musical instruments and supplies -----	14	23 143	2 145	536	93	5 072	4 593	4 809
	Forest products, except lumber -----	111	256 922	13 535	3 111	574	36 489	8 302	8 720
	General merchandise —durable -----	65	82 763	7 396	1 708	325	14 509	7 612	8 010
	Compact disks, prerecorded audio tapes, and phonograph records -----	44	639 615	22 710	5 830	786	46 368	66 880	75 447
	Fire extinguishers and fire safety equipment -----	19	12 989	1 503	325	69	2 742	672	757
	Other durable goods -----	75	125 884	8 744	2 058	363	16 980	4 024	4 421
<b>51</b>	<b>Nondurable goods -----</b>	<b>5 051</b>	<b>48 615 803</b>	<b>1 844 906</b>	<b>444 521</b>	<b>71 117</b>	<b>3 934 724</b>	<b>2 032 814</b>	<b>2 073 628</b>
511	Paper and paper products -----	629	5 299 909	278 732	69 084	13 401	526 203	151 396	181 724
5111	Printing and writing paper -----	81	1 604 223	62 906	15 616	1 462	103 207	48 601	56 876
5112	Stationery and office supplies -----	383	1 776 682	135 447	34 016	9 508	244 711	48 434	50 300
5113	Industrial and personal service paper -----	165	1 919 004	80 379	19 452	2 431	178 285	54 361	74 548
512	Drugs, drug proprietaries, and druggists' sundries -----	142	5 214 335	146 623	42 099	4 283	317 173	214 253	211 804
5122	Drugs, drug proprietaries, and druggists' sundries -----	142	5 214 335	146 623	42 099	4 283	317 173	214 253	211 804
	General-line drugs -----	53	1 319 155	24 069	5 611	822	46 868	123 091	124 664
	Specialty-line drugs, pharmaceuticals, cosmetics, and toiletries -----	89	3 895 180	122 554	36 488	3 461	270 305	91 162	87 140
513	Apparel, piece goods, and notions -----	490	2 557 091	117 278	26 208	4 189	246 464	129 751	169 886
5131	Piece goods, notions, and other dry goods -----	155	871 555	41 775	9 218	1 469	75 472	41 462	43 004
	Piece goods -----	116	707 078	30 454	7 144	1 227	56 171	33 925	36 046
	Piece goods jobbers -----	100	656 042	27 499	6 593	1 092	49 749	29 090	31 002
	Piece goods converters -----	16	51 036	2 955	551	135	6 422	4 835	5 044
	Notions and other dry goods -----	39	164 477	11 321	2 074	242	19 301	7 537	6 958
5136	Men's and boys' clothing and furnishings -----	130	977 297	44 589	10 071	1 733	108 942	74 823	111 265
5137	Women's, children's, and infants' clothing and accessories -----	178	634 474	27 175	5 844	860	53 040	11 470	11 371
5139	Footwear -----	27	73 765	3 739	1 075	127	9 010	1 996	4 246
514	Groceries and related products -----	956	11 398 580	505 766	118 768	19 936	1 033 222	332 014	305 331
5141	Groceries, general line -----	93	1 629 800	82 637	19 375	3 297	151 803	101 725	112 152
	Voluntary -----	10	555 400	27 300	6 719	1 134	48 823	49 928	56 312
	Retail cooperative -----	10	67 181	4 636	1 169	243	8 900	5 133	4 774
	Other general line -----	73	1 007 219	50 701	11 487	1 920	94 080	46 664	51 066
5142	Packaged frozen foods -----	109	2 043 652	79 944	18 884	2 702	177 390	61 228	56 644
5143	Dairy products, except dried or canned -----	70	424 244	22 140	5 261	880	53 941	6 433	5 479
	Raw milk -----	4	(D)	(D)	(D)	AA	(D)	(D)	(D)
	Dairy products, except raw milk -----	66	(D)	(D)	(D)	FF	(D)	(D)	(D)
5144	Poultry and poultry products -----	58	377 095	23 135	5 509	1 285	50 561	6 217	6 493
	Live poultry -----	10	47 063	3 140	773	118	6 447	1 832	1 978
	Poultry and poultry products, except live -----	48	330 032	19 995	4 736	1 167	44 114	4 385	4 515
5145	Confectionery -----	83	873 039	42 265	9 690	2 097	82 204	69 233	34 563
5146	Fish and seafoods -----	47	124 640	6 491	1 535	303	13 300	4 848	4 581
5147	Meats and meat products -----	84	1 471 517	44 833	10 860	1 686	86 801	23 384	24 464
	Meats and meat products, except boxed beef -----	83	(D)	(D)	(D)	GG	(D)	(D)	(D)
	Packaging boxed beef -----	1	(D)	(D)	(D)	AA	(D)	(D)	(D)
5148	Fresh fruits and vegetables -----	129	592 919	41 750	8 645	1 995	86 059	5 914	6 354
5149	Groceries and related products, n.e.c. -----	283	3 861 674	162 571	39 009	5 691	331 163	53 032	54 601
	Coffee, tea, and spices -----	35	345 889	10 021	2 573	350	23 117	890	665
	Bread and baked goods -----	50	381 229	15 386	3 833	616	30 404	6 463	6 334
	Soft drinks -----	67	804 636	71 945	16 969	2 562	150 153	16 844	15 734
	Canned foods -----	24	696 728	15 890	4 122	501	31 143	4 052	3 355
	Food and beverage basic materials -----	24	328 544	15 736	3 440	384	29 546	10 183	11 108
	Other grocery specialties -----	83	1 304 648	33 593	8 072	1 278	66 800	14 600	17 405

**WHOLESALE TRADE—GEOGRAPHIC AREA SERIES**

**GEORGIA GA—11**

**Table 1. Summary Statistics for the State: 1992 —Con.**

[For meaning of abbreviations and symbols, see introductory text. For explanation of terms and comparability of 1987 and 1992 censuses, see appendix A]

SIC code	Type of operation and kind of business	Establishments (number)	Sales (\$1,000)	Annual payroll (\$1,000)	First-quarter payroll (\$1,000)	Paid employees for pay period including March 12 (number)	Operating expenses (\$1,000)	End-of-1991 inventories (\$1,000)	End-of-1992 inventories (\$1,000)
<b>TYPES OF OPERATION BY KIND OF BUSINESS — Con.</b>									
<b>Wholesale trade — Con.</b>									
<b>51</b>	<b>Nondurable goods — Con.</b>								
515	Farm-product raw materials .....	218	1 826 460	31 794	7 095	2 131	93 084	118 624	95 103
5153	Grain and field beans .....	65	502 609	9 001	1 996	478	34 236	25 061	27 076
5154	Livestock .....	49	283 444	4 557	1 127	666	10 879	1 012	832
5159	Farm-product raw materials, n.e.c. ....	104	1 040 407	18 236	3 972	987	47 969	92 551	67 195
	Hides, skins, and pelts .....	7	9 053	257	59	24	708	333	394
	Leaf tobacco .....	12	77 110	1 227	193	92	3 048	80	75
	Wool, wool tops, and mohair .....	—	—	—	—	—	—	—	—
	Cotton .....	24	210 619	3 785	658	141	9 971	9 367	4 733
	Other farm-product raw materials, n.e.c. ....	61	743 625	12 967	3 062	730	34 242	82 771	61 993
516	Chemicals and allied products .....	552	8 197 527	208 477	51 292	5 769	446 596	230 998	220 747
5162	Plastics materials and basic forms and shapes .....	136	2 397 409	35 138	8 250	868	73 802	22 823	26 161
5169	Chemicals and allied products, n.e.c. ....	416	5 800 118	173 339	43 042	4 901	372 794	208 175	194 586
	Industrial gases, except LP .....	28	123 692	9 207	2 321	275	21 525	3 647	3 793
	Other chemicals and allied products .....	388	5 676 426	164 132	40 721	4 626	351 269	204 528	190 793
517	Petroleum and petroleum products .....	480	6 757 101	111 506	25 990	4 417	301 694	357 857	363 589
5171	Petroleum bulk stations and terminals .....	365	4 023 503	85 077	20 352	3 550	226 283	130 161	123 208
	Petroleum bulk stations and terminals, except LP .....	334	3 957 301	78 764	18 870	3 256	210 324	127 917	120 901
	Liquefied petroleum gas bulk stations and terminals ..	31	66 202	6 313	1 482	294	15 959	2 244	2 307
5172	Petroleum and petroleum products wholesalers, except bulk stations and terminals .....	115	2 733 598	26 429	5 638	867	75 411	227 696	240 381
518	Beer, wine, and distilled alcoholic beverages .....	100	1 818 603	137 648	31 120	3 944	250 665	111 563	99 932
5181	Beer and ale .....	53	727 833	74 837	17 164	2 429	138 971	31 394	34 003
5182	Wine and distilled alcoholic beverages .....	47	1 090 770	62 811	13 956	1 515	111 694	80 169	65 929
	Wine and distilled alcoholic beverages —licensed .....	47	1 090 770	62 811	13 956	1 515	111 694	80 169	65 929
	Wine and distilled alcoholic beverages —State operated .....	—	—	—	—	—	—	—	—
519	Miscellaneous nondurable goods .....	1 484	5 546 197	307 082	72 865	13 047	719 623	386 358	425 512
5191	Farm supplies .....	510	1 582 148	77 414	17 905	3 736	186 360	137 234	139 634
	Farm supplies —farm dealers .....	376	692 306	46 041	10 816	2 497	111 792	66 566	68 668
	Farm supplies —wholesale distributors .....	134	889 842	31 373	7 089	1 239	74 568	70 668	70 966
5192	Books, periodicals, and newspapers .....	106	623 071	38 593	9 533	1 565	98 805	41 587	46 222
5193	Flowers, nursery stock, and florists' supplies .....	135	234 756	26 276	5 987	1 438	55 420	21 027	21 961
5194	Tobacco and tobacco products .....	46	1 355 586	36 171	9 286	1 534	98 212	109 319	129 798
5198	Paints, varnishes, and supplies .....	156	378 788	32 648	7 837	1 163	82 395	27 183	30 615
5199	Nondurable goods, n.e.c. ....	531	1 371 848	95 980	22 317	3 611	198 431	50 008	57 282
	Art goods .....	118	224 097	17 496	4 134	680	40 339	11 925	12 174
	General merchandise —nondurable .....	41	232 583	11 675	2 725	445	22 565	8 249	8 450
	Textile bags and bagging .....	14	13 785	1 409	305	83	2 596	936	1 904
	Specialty advertising (sale of merchandise) .....	121	141 406	19 056	4 234	733	36 515	4 707	4 751
	Other nondurable goods .....	237	759 977	46 344	10 919	1 670	96 416	24 191	30 003
	<b>Merchant wholesalers .....</b>	<b>11 538</b>	<b>48 589 917</b>	<b>3 462 022</b>	<b>808 163</b>	<b>125 191</b>	<b>7 158 573</b>	<b>4 820 794</b>	<b>5 097 404</b>
<b>50</b>	<b>Durable goods .....</b>	<b>7 720</b>	<b>27 706 943</b>	<b>2 318 522</b>	<b>542 001</b>	<b>79 381</b>	<b>4 707 014</b>	<b>3 332 844</b>	<b>3 561 584</b>
501	Motor vehicles and motor vehicle parts and supplies .....	1 264	6 205 513	305 990	73 795	11 826	601 090	642 682	682 587
5012	Automobiles and other motor vehicles .....	189	3 432 218	76 361	19 775	2 621	163 395	305 348	328 210
	Automobiles, light trucks, motorcycles, buses, and recreational vehicles .....	132	3 025 584	45 634	12 569	1 619	115 720	255 161	270 662
	Automobiles and motorcycles .....	107	2 873 219	37 455	10 593	1 310	98 595	232 210	246 667
	Buses and recreational vehicles .....	12	(D)	(D)	(D)	BB	(D)	(D)	(D)
	Light trucks and vans (14,000 lb or less) .....	13	(D)	(D)	(D)	CC	(D)	(D)	(D)
	Medium and heavy trucks and tractors (over 14,000 lb) .....	57	406 634	30 727	7 206	1 002	47 675	50 187	57 548
	Medium trucks (14,001 lb to 26,000 lb) .....	14	84 302	5 391	1 276	164	8 932	11 008	13 094
	Heavy trucks and tractors (over 26,000 lb) .....	43	322 332	25 336	5 930	838	38 743	39 179	44 454
5013	Motor vehicle supplies and new parts .....	756	2 279 835	173 629	40 606	6 762	330 521	276 663	290 490
	Motor vehicle supplies and new parts —warehouse distributors .....	205	1 117 000	66 174	15 127	2 300	119 099	81 140	89 435
	Motor vehicle supplies and new parts —jobbers .....	536	1 143 665	104 925	24 729	4 343	205 138	191 357	197 133
	Petroleum products marketing equipment .....	15	19 170	2 530	750	119	6 284	4 166	3 922
5014	Tires and tubes .....	112	392 098	36 082	8 854	1 385	69 493	50 217	52 160
5015	Motor vehicle parts, used .....	207	101 362	19 918	4 560	1 058	37 681	10 454	11 727
502	Furniture and homefurnishings .....	568	1 523 379	141 386	34 224	5 743	296 593	144 334	159 050
5021	Furniture .....	166	451 278	49 362	12 060	1 902	106 256	36 747	40 540
	Household and lawn furniture .....	82	194 277	16 629	3 633	758	37 149	18 949	22 354
	Office and business furniture .....	84	257 001	32 733	8 427	1 144	69 107	17 798	18 186
5023	Homefurnishings .....	402	1 072 101	92 024	22 164	3 841	190 337	107 587	118 510
	Household china, glassware, and crockery .....	17	34 377	2 093	454	71	5 111	2 011	2 250
	Linens, domestics, draperies, and curtains .....	51	123 455	10 815	2 553	488	22 405	12 670	13 219
	Floor coverings .....	266	837 531	67 583	16 356	2 730	138 654	80 546	89 431
	Other homefurnishings .....	68	76 738	11 533	2 801	552	24 167	12 360	13 610

Table 1. Summary Statistics for the State: 1992 —Con.

[For meaning of abbreviations and symbols, see introductory text. For explanation of terms and comparability of 1987 and 1992 censuses, see appendix A]

SIC code	Type of operation and kind of business	Estab-lish-ments (number)	Sales (\$1,000)	Annual payroll (\$1,000)	First-quarter payroll (\$1,000)	Paid employees for pay period including March 12 (number)	Operating expenses (\$1,000)	End-of-1991 inventories (\$1,000)	End-of-1992 inventories (\$1,000)
<b>TYPES OF OPERATION BY KIND OF BUSINESS — Con.</b>									
<b>Merchant wholesalers — Con.</b>									
<b>50</b>	<b>Durable goods — Con.</b>								
503	Lumber and other construction materials -----	509	1 766 150	149 253	33 077	5 614	301 428	144 688	159 442
5031	Lumber, plywood, millwork, and wood panels -----	235	1 192 344	87 863	19 608	3 341	176 272	92 844	107 260
	Lumber—without yard -----	60	(D)	(D)	(D)	FF	(D)	(D)	(D)
	Lumber—with yard -----	60	(D)	(D)	(D)	GG	(D)	(D)	(D)
	Plywood, millwork, and wood panels -----	115	516 147	45 035	10 263	1 719	87 209	47 281	52 874
5032	Brick, stone, and related construction materials -----	120	158 363	20 285	4 449	804	44 335	19 559	18 081
	Brick, block, tile, clay/cement sewer pipe -----	75	100 430	12 750	2 882	483	27 233	12 743	12 364
	Sand, gravel, and stone -----	33	47 938	6 685	1 401	282	14 645	4 893	3 973
	Cement, lime, and related products -----	12	9 995	850	166	39	2 457	1 923	1 744
5033	Roofing, siding, and insulation materials -----	61	198 854	17 004	3 684	581	36 314	14 094	17 555
5039	Construction materials, n.e.c. -----	93	216 589	24 101	5 336	888	44 507	18 191	16 546
	Flat glass and other construction glass -----	15	(D)	(D)	(D)	BB	(D)	(D)	(D)
	Other construction materials -----	78	(D)	(D)	(D)	FF	(D)	(D)	(D)
504	Professional and commercial equipment and supplies ----	1 188	5 052 115	508 686	116 920	14 776	1 028 050	504 769	585 895
5043	Photographic equipment and supplies -----	33	(D)	(D)	(D)	EE	(D)	(D)	(D)
5044	Office equipment -----	193	822 825	112 848	25 127	3 602	221 637	128 700	145 460
5045	Computers and computer peripheral equipment and software -----	503	2 387 298	198 945	45 384	5 317	354 774	169 053	216 933
	Computers and peripheral equipment (selling primarily to business customers) -----	443	2 229 266	163 565	37 398	4 462	300 710	159 344	205 476
	Computers and peripheral equipment sold for resale -----	169	1 205 325	64 733	14 613	1 711	119 601	104 641	137 244
	Computers and peripheral equipment sold for end use -----	274	1 023 941	98 832	22 785	2 751	181 109	54 703	68 232
	Computer software (prepackaged, off-the-shelf) -----	60	158 032	35 380	7 986	855	54 064	9 709	11 457
5046	Commercial equipment, n.e.c. -----	136	298 020	41 141	9 057	1 439	87 095	49 810	52 792
	Restaurant and hotel equipment and supplies -----	72	160 596	25 271	5 438	856	48 643	20 334	23 519
	Store machines and equipment -----	64	137 424	15 870	3 619	583	38 452	29 476	29 273
5047	Medical, dental, and hospital equipment and supplies ---	217	1 009 600	106 794	25 300	2 919	245 786	106 707	117 803
	Medical and hospital equipment and supplies -----	202	877 157	93 836	22 043	2 539	191 037	88 231	101 551
	Dental equipment and supplies -----	15	132 443	12 958	3 257	380	54 749	18 476	16 252
5048	Ophthalmic goods -----	36	(D)	(D)	(D)	EE	(D)	(D)	(D)
5049	Professional equipment and supplies, n.e.c. -----	70	(D)	(D)	(D)	FF	(D)	(D)	(D)
	Religious and school supplies -----	21	(D)	(D)	(D)	EE	(D)	(D)	(D)
	Other professional equipment and supplies, n.e.c. ----	49	(D)	(D)	(D)	EE	(D)	(D)	(D)
505	Metals and minerals, except petroleum -----	208	1 277 807	86 430	21 232	2 931	175 622	179 061	193 471
5051	Metals service centers and offices -----	198	(D)	(D)	(D)	HH	(D)	(D)	(D)
	Ferrous metals service centers and offices -----	158	1 131 569	75 801	18 780	2 560	150 912	151 622	165 497
	Ferrous metals service centers -----	122	1 005 551	69 845	17 153	2 355	138 198	151 622	165 497
	Ferrous metals sales offices -----	36	126 018	5 956	1 627	205	12 714	-	-
	Nonferrous metals service centers and offices -----	40	(D)	(D)	(D)	EE	(D)	(D)	(D)
	Nonferrous metals service centers -----	31	(D)	(D)	(D)	EE	(D)	(D)	(D)
	Nonferrous metals sales offices -----	9	10 352	608	83	18	1 216	-	-
5052	Coal and other minerals and ores -----	10	(D)	(D)	(D)	BB	(D)	(D)	(D)
	Coal -----	3	(D)	(D)	(D)	AA	(D)	(D)	(D)
	Other minerals and ores -----	7	(D)	(D)	(D)	BB	(D)	(D)	(D)
506	Electrical goods -----	774	3 225 515	258 233	62 906	8 080	514 401	303 957	351 202
5063	Electrical apparatus and equipment, wiring supplies, and construction materials -----	400	1 329 558	131 194	32 141	4 406	261 108	161 716	163 787
5064	Electrical appliances, television and radio sets -----	69	943 984	41 781	9 653	1 114	79 400	53 902	94 371
5065	Electronic parts and equipment, n.e.c. -----	305	951 973	85 258	21 112	2 560	173 893	88 339	93 044
	Communications equipment -----	135	355 477	40 447	10 161	1 227	80 882	26 955	32 383
	Other electronic parts and equipment -----	170	596 496	44 811	10 951	1 333	93 011	61 384	60 661
507	Hardware, and plumbing and heating equipment and supplies -----	583	1 650 202	154 576	35 776	5 628	310 120	251 379	273 162
5072	Hardware -----	178	668 158	53 420	12 631	2 141	111 521	118 838	129 802
5074	Plumbing and heating equipment and supplies (hydronics) -----	199	507 504	51 168	11 387	1 808	102 544	60 470	65 289
5075	Warm air heating and air-conditioning equipment and supplies -----	173	423 209	43 926	10 319	1 467	85 371	63 186	69 662
5078	Refrigeration equipment and supplies -----	33	51 331	6 062	1 439	212	10 684	8 885	8 409
508	Machinery, equipment, and supplies -----	1 814	4 957 134	525 998	122 036	17 493	1 047 508	950 988	932 341
5082	Construction and mining (except petroleum) machinery and equipment -----	149	645 041	61 888	14 962	1 874	129 968	203 710	179 913
5083	Farm and garden machinery and equipment -----	283	851 834	62 976	14 387	2 702	156 032	329 228	279 227
	Farm machinery and equipment —farm dealers -----	171	(D)	(D)	(D)	GG	(D)	(D)	(D)
	Farm machinery and equipment —wholesale distributors -----	70	189 080	13 298	2 942	561	29 412	54 787	28 030
	Lawn and garden machinery and equipment -----	42	(D)	(D)	(D)	FF	(D)	(D)	(D)
5084	Industrial machinery and equipment -----	659	2 019 049	217 979	50 026	6 394	411 203	239 541	282 680
	Food-processing machinery and equipment -----	36	67 402	8 894	1 931	307	17 470	8 166	9 705
	General-purpose industrial machinery, equipment, and parts -----	246	782 182	76 838	17 826	2 241	146 840	97 748	102 012
	Metalworking machinery and equipment -----	58	136 584	13 789	3 222	518	28 840	11 023	23 136
	Materials handling equipment -----	118	230 504	36 328	8 036	1 183	62 684	22 465	24 146
	Oil well, oil refinery, and pipeline machinery, equipment, and supplies -----	7	4 833	1 033	196	41	1 747	467	508
	Other industrial machinery and equipment -----	194	797 544	81 097	18 815	2 104	153 622	99 672	123 173

Table 1. Summary Statistics for the State: 1992 —Con.

[For meaning of abbreviations and symbols, see introductory text. For explanation of terms and comparability of 1987 and 1992 censuses, see appendix A]

SIC code	Type of operation and kind of business	Establishments (number)	Sales (\$1,000)	Annual payroll (\$1,000)	First-quarter payroll (\$1,000)	Paid employees for pay period including March 12 (number)	Operating expenses (\$1,000)	End-of-1991 inventories (\$1,000)	End-of-1992 inventories (\$1,000)
<b>TYPES OF OPERATION BY KIND OF BUSINESS —Con.</b>									
<b>Merchant wholesalers —Con.</b>									
<b>50</b>	<b>Durable goods —Con.</b>								
508	Machinery, equipment, and supplies —Con.								
5085	Industrial supplies -----	442	983 377	116 210	27 503	4 152	233 575	132 079	139 452
	General-line industrial supplies -----	63	107 343	12 692	3 223	513	23 744	17 557	19 742
	Mechanical power transmission supplies -----	87	232 985	20 527	4 845	731	42 131	41 979	44 429
	Hydraulic and pneumatic (fluid-power) parts, accessories, and supplies -----	45	90 486	14 563	3 460	500	31 229	10 925	10 932
	Welding supplies -----	59	77 880	10 339	2 417	390	21 324	7 809	7 899
	Industrial containers and supplies -----	37	77 464	10 800	2 500	411	19 031	4 297	3 367
	Industrial valves and fittings, except fluid-power -----	42	103 154	10 710	2 647	332	19 794	16 580	17 887
	Other industrial supplies -----	109	294 065	36 579	8 411	1 275	76 322	32 932	35 196
5087	Service establishment equipment and supplies -----	222	283 431	45 805	10 351	1 765	78 041	29 601	30 995
	Beauty and barber equipment and supplies -----	65	93 688	14 818	3 450	564	23 489	10 026	11 812
	Custodial (janitors') equipment and supplies -----	77	68 836	14 086	2 970	588	24 044	6 806	6 730
	Laundry and drycleaning equipment and supplies -----	20	50 694	7 076	1 630	215	12 359	3 294	4 009
	Other service establishment equipment and supplies -----	60	70 213	9 825	2 301	398	18 149	9 475	8 444
5088	Transportation equipment and supplies, except motor vehicles -----	59	174 402	21 140	4 807	606	38 689	16 829	20 074
	Aircraft and aeronautical equipment and supplies -----	39	163 673	20 035	4 593	550	36 182	15 531	18 602
	Marine machinery, equipment, and supplies -----	7	3 298	384	79	18	671	542	627
	Other transportation equipment and supplies -----	13	7 431	721	135	38	1 836	756	845
509	Miscellaneous durable goods -----	812	2 049 128	187 970	42 035	7 290	432 202	210 986	224 434
5091	Sporting and recreational goods and supplies -----	110	380 449	33 451	7 640	1 346	93 053	65 628	71 300
5092	Toys and hobby goods and supplies -----	34	143 777	23 496	3 591	651	50 990	17 252	17 978
5093	Scrap and waste materials -----	251	654 381	66 902	15 799	2 744	146 337	43 265	42 323
	Iron and steel scrap processors and dealers -----	68	(D)	(D)	(D)	FF	(D)	(D)	(D)
	Iron and steel scrap processing (using power processing equipment) -----	41	(D)	(D)	(D)	FF	(D)	(D)	(D)
	Iron and steel scrap dealers (not using power processing equipment) -----	27	38 299	2 205	606	133	5 277	1 246	1 399
	Nonferrous recyclable materials -----	183	(D)	(D)	(D)	GG	(D)	(D)	(D)
5094	Jewelry, watches, precious stones, and precious metals -----	145	272 403	18 675	4 139	686	44 163	37 571	39 269
	Jewelry, watches, diamonds, precious stones, and silverware -----	133	260 180	17 691	3 918	648	41 720	35 778	37 617
	Precious metals (excluding ores) -----	12	12 223	984	221	38	2 443	1 793	1 652
5099	Durable goods, n.e.c. -----	272	598 118	45 446	10 866	1 863	97 659	47 270	53 564
	Musical instruments and supplies -----	14	23 143	2 145	536	93	5 072	4 593	4 809
	Forest products, except lumber -----	102	225 086	12 591	2 871	534	34 808	8 302	8 720
	General merchandise —durable -----	55	61 354	6 711	1 603	306	12 853	7 592	7 990
	Compact disks, prerecorded audio tapes, and phonograph records -----	36	225 550	16 791	4 179	594	31 487	22 127	26 867
	Fire extinguishers and fire safety equipment -----	18	(D)	(D)	(D)	BB	(D)	(D)	(D)
	Other durable goods -----	47	(D)	(D)	(D)	EE	(D)	(D)	(D)
<b>51</b>	<b>Nondurable goods -----</b>	<b>3 818</b>	<b>20 882 974</b>	<b>1 143 500</b>	<b>266 162</b>	<b>45 810</b>	<b>2 451 559</b>	<b>1 487 950</b>	<b>1 535 820</b>
511	Paper and paper products -----	469	1 537 652	147 830	35 877	5 681	278 150	107 246	108 176
5111	Printing and writing paper -----	53	367 232	24 388	5 718	740	40 225	26 335	26 153
5112	Stationery and office supplies -----	299	597 017	72 754	18 220	3 382	135 572	40 367	41 811
5113	Industrial and personal service paper -----	117	573 403	50 688	11 939	1 559	102 353	40 544	40 212
512	Drugs, drug proprietaries, and druggists' sundries -----	106	1 427 480	37 224	8 977	1 301	76 216	132 233	134 352
5122	Drugs, drug proprietaries, and druggists' sundries -----	106	1 427 480	37 224	8 977	1 301	76 216	132 233	134 352
	General-line drugs -----	53	1 319 155	24 069	5 611	822	46 868	123 091	124 664
	Specialty-line drugs, pharmaceuticals, cosmetics, and toiletries -----	53	108 325	13 155	3 366	479	29 348	9 142	9 688
513	Apparel, piece goods, and notions -----	320	728 390	67 914	15 061	2 560	142 674	72 320	83 303
5131	Piece goods, notions, and other dry goods -----	109	231 322	23 296	4 952	888	45 927	25 098	25 846
	Piece goods -----	82	185 938	18 607	4 050	746	37 175	22 921	23 679
	Piece goods jobbers -----	66	134 902	15 652	3 499	611	30 753	18 086	18 635
	Piece goods converters -----	16	51 036	2 955	551	135	6 422	4 835	5 044
	Notions and other dry goods -----	27	45 384	4 689	902	142	8 752	2 177	2 167
5136	Men's and boys' clothing and furnishings -----	89	276 635	23 950	5 652	969	54 735	33 980	41 951
5137	Women's, children's, and infants' clothing and accessories -----	104	192 527	17 390	3 527	586	34 167	11 246	11 260
5139	Footwear -----	18	27 906	3 278	930	117	7 845	1 996	4 246
514	Groceries and related products -----	686	5 269 997	305 086	71 267	12 859	629 281	245 816	261 255
5141	Groceries, general line -----	81	1 298 392	76 868	17 986	3 010	142 684	101 650	112 058
	Voluntary -----	10	555 400	27 300	6 719	1 134	48 823	49 928	56 312
	Retail cooperative -----	10	67 181	4 636	1 169	243	8 900	5 133	4 774
	Other general line -----	61	675 811	44 932	10 098	1 633	84 961	46 589	50 972
5142	Packaged frozen foods -----	74	1 291 271	61 363	13 718	2 080	129 233	58 151	54 306
5143	Dairy products, except dried or canned -----	28	138 030	8 019	1 918	306	18 865	2 968	2 768
	Raw milk -----	4	(D)	(D)	(D)	AA	(D)	(D)	(D)
	Dairy products, except raw milk -----	24	(D)	(D)	(D)	EE	(D)	(D)	(D)
5144	Poultry and poultry products -----	52	359 138	22 551	5 361	1 263	49 016	6 209	6 451
	Live poultry -----	9	(D)	(D)	(D)	CC	(D)	(D)	(D)
	Poultry and poultry products, except live -----	43	(D)	(D)	(D)	GG	(D)	(D)	(D)
5145	Confectionery -----	65	325 165	15 834	3 743	802	35 124	27 923	32 151
5146	Fish and seafoods -----	45	(D)	(D)	(D)	EE	(D)	(D)	(D)
5147	Meats and meat products -----	64	623 135	25 800	6 457	1 085	55 430	13 450	14 287
	Meats and meat products, except boxed beef -----	63	(D)	(D)	(D)	GG	(D)	(D)	(D)
	Packaging boxed beef -----	1	(D)	(D)	(D)	AA	(D)	(D)	(D)
5148	Fresh fruits and vegetables -----	115	519 759	39 477	8 294	1 924	81 786	5 914	6 354

**Table 1. Summary Statistics for the State: 1992 —Con.**

[For meaning of abbreviations and symbols, see introductory text. For explanation of terms and comparability of 1987 and 1992 censuses, see appendix A]

SIC code	Type of operation and kind of business	Establishments (number)	Sales (\$1,000)	Annual payroll (\$1,000)	First-quarter payroll (\$1,000)	Paid employees for pay period including March 12 (number)	Operating expenses (\$1,000)	End-of-1991 inventories (\$1,000)	End-of-1992 inventories (\$1,000)
<b>TYPES OF OPERATION BY KIND OF BUSINESS —Con.</b>									
<b>Merchant wholesalers —Con.</b>									
<b>51</b>	<b>Nondurable goods —Con.</b>								
514	Groceries and related products —Con.								
5149	Groceries and related products, n.e.c. -----	162	(D)	(D)	(D)	GG	(D)	(D)	(D)
	Coffee, tea, and spices -----	27	15 262	2 390	565	118	5 911	541	474
	Bread and baked goods -----	29	63 304	6 685	1 673	367	13 250	2 386	2 599
	Soft drinks -----	27	72 128	9 475	2 282	447	21 552	1 961	2 200
	Canned foods -----	12	41 471	5 325	1 485	217	9 593	4 052	3 355
	Food and beverage basic materials -----	11	104 942	9 285	2 087	267	18 273	5 463	6 780
	Other grocery specialties -----	56	(D)	(D)	(D)	FF	(D)	(D)	(D)
515	Farm-product raw materials -----	156	866 524	24 842	5 427	1 445	73 489	118 579	95 068
5153	Grain and field beans -----	56	406 846	7 960	1 717	376	32 314	25 021	27 046
5154	Livestock -----	23	70 668	1 974	476	185	4 855	1 012	832
5159	Farm-product raw materials, n.e.c. -----	77	389 010	14 908	3 234	884	36 320	92 546	67 190
	Hides, skins, and pelts -----	6	(D)	(D)	(D)	BB	(D)	(D)	(D)
	Leaf tobacco -----	5	7 614	543	106	39	1 461	80	75
	Wool, wool tops, and mohair -----	—	—	—	—	—	—	—	—
	Cotton -----	17	90 147	3 161	547	123	8 343	9 367	4 733
	Other farm-product raw materials, n.e.c. -----	49	(D)	(D)	(D)	FF	(D)	(D)	(D)
516	Chemicals and allied products -----	374	1 256 265	95 280	22 371	3 087	204 779	83 020	85 404
5162	Plastics materials and basic forms and shapes -----	83	280 646	16 751	3 969	491	38 391	16 861	19 670
5169	Chemicals and allied products, n.e.c. -----	291	975 619	78 529	18 402	2 596	166 388	66 159	65 734
	Industrial gases, except LP -----	18	26 298	1 985	483	83	4 459	909	949
	Other chemicals and allied products -----	273	949 321	76 544	17 919	2 513	161 929	65 250	64 785
517	Petroleum and petroleum products -----	435	4 788 945	98 131	22 751	4 060	269 465	287 790	302 461
5171	Petroleum bulk stations and terminals -----	332	2 446 313	75 033	17 898	3 270	200 330	60 123	62 106
	Petroleum bulk stations and terminals, except LP -----	301	2 380 111	68 720	16 416	2 976	184 371	57 879	59 799
	Liquefied petroleum gas bulk stations and terminals -----	31	66 202	6 313	1 482	294	15 959	2 244	2 307
5172	Petroleum and petroleum products wholesalers, except bulk stations and terminals -----	103	2 342 632	23 098	4 853	790	69 135	227 667	240 355
518	Beer, wine, and distilled alcoholic beverages -----	85	(D)	(D)	(D)	HH	(D)	(D)	(D)
5181	Beer and ale -----	51	(D)	(D)	(D)	GG	(D)	(D)	(D)
5182	Wine and distilled alcoholic beverages -----	34	564 379	58 313	12 705	1 429	93 761	80 046	65 810
	Wine and distilled alcoholic beverages —licensed -----	34	564 379	58 313	12 705	1 429	93 761	80 046	65 810
	Wine and distilled alcoholic beverages —State operated -----	—	—	—	—	—	—	—	—
519	Miscellaneous nondurable goods -----	1 187	(D)	(D)	(D)	JJ	(D)	(D)	(D)
5191	Farm supplies -----	472	1 082 101	64 706	14 793	3 407	147 787	100 643	102 498
	Farm supplies —farm dealers -----	362	592 097	41 922	9 826	2 394	96 969	53 794	54 110
	Farm supplies —wholesale distributors -----	110	490 004	22 784	4 967	1 013	50 818	46 849	48 388
5192	Books, periodicals, and newspapers -----	60	289 144	18 057	4 048	992	44 297	34 687	37 780
5193	Flowers, nursery stock, and florists' supplies -----	127	179 355	24 950	5 700	1 396	51 164	21 027	21 961
5194	Tobacco and tobacco products -----	44	(D)	(D)	(D)	GG	(D)	(D)	(D)
5198	Paints, varnishes, and supplies -----	76	146 333	17 092	4 112	677	49 836	17 765	21 909
5199	Nondurable goods, n.e.c. -----	408	(D)	(D)	(D)	HH	(D)	(D)	(D)
	Art goods -----	83	81 096	11 136	2 531	476	26 288	11 870	12 114
	General merchandise —nondurable -----	34	175 662	9 906	2 238	364	19 501	8 226	8 438
	Textile bags and bagging -----	10	6 266	529	109	23	1 171	470	498
	Specialty advertising (sale of merchandise) -----	108	119 535	17 863	3 873	701	34 266	4 707	4 751
	Other nondurable goods -----	173	(D)	(D)	(D)	GG	(D)	(D)	(D)
<b>Manufacturers' sales branches and sales offices -----</b>									
		<b>1 458</b>	<b>55 060 990</b>	<b>1 592 483</b>	<b>409 888</b>	<b>45 879</b>	<b>3 163 125</b>	<b>1 513 209</b>	<b>1 511 899</b>
<b>50</b>	<b>Durable goods -----</b>	<b>800</b>	<b>31 969 757</b>	<b>986 000</b>	<b>253 440</b>	<b>23 735</b>	<b>1 862 827</b>	<b>971 209</b>	<b>976 916</b>
501	Motor vehicles and motor vehicle parts and supplies -----	69	12 759 116	77 979	19 195	2 148	159 213	145 887	131 946
5012	Automobiles and other motor vehicles -----	23	11 180 704	22 852	5 568	543	44 935	32 572	38 943
5013	Motor vehicle supplies and new parts -----	35	(D)	(D)	(D)	GG	(D)	(D)	(D)
5014	Tires and tubes -----	11	(D)	(D)	(D)	CC	(D)	(D)	(D)
5015	Motor vehicle parts, used -----	—	—	—	—	—	—	—	—
502	Furniture and homefurnishings -----	51	2 673 193	67 961	17 259	2 214	123 261	95 378	83 923
5021	Furniture -----	16	241 011	7 991	2 058	240	16 870	4 097	4 530
5023	Homefurnishings -----	35	2 432 182	59 970	15 201	1 974	106 391	91 281	79 393
503	Lumber and other construction materials -----	81	1 203 307	42 214	10 251	2 120	120 104	60 113	67 178
5031	Lumber, plywood, millwork, and wood panels -----	23	210 649	11 757	2 689	427	31 549	14 990	17 446
5032	Brick, stone, and related construction materials -----	25	84 457	3 613	917	117	8 755	4 426	4 064
5033	Roofing, siding, and insulation materials -----	18	364 088	8 595	2 083	208	22 634	7 956	9 412
5039	Construction materials, n.e.c. -----	15	544 113	18 249	4 562	1 368	57 166	32 741	36 256
504	Professional and commercial equipment and supplies -----	159	4 339 305	395 807	101 239	7 939	688 121	185 904	187 188
5043	Photographic equipment and supplies -----	9	803 973	31 735	9 000	747	60 727	34 558	37 937
5044	Office equipment -----	22	298 510	48 934	12 072	1 120	82 729	18 359	13 323
5045	Computers and computer peripheral equipment and software -----	69	1 659 604	220 044	57 100	3 877	390 393	16 157	14 786
5046	Commercial equipment, n.e.c. -----	8	17 299	1 696	410	63	3 071	1 209	1 172
5047	Medical, dental, and hospital equipment and supplies -----	44	1 508 055	87 441	21 256	1 969	143 294	111 056	115 498
5048	Ophthalmic goods -----	3	(D)	(D)	(D)	AA	(D)	(D)	(D)
5049	Professional equipment and supplies, n.e.c. -----	4	(D)	(D)	(D)	CC	(D)	(D)	(D)
505	Metals and minerals, except petroleum -----	50	1 853 499	40 926	9 790	789	77 223	92 408	82 544
5051	Metals service centers and offices -----	47	(D)	(D)	(D)	FF	(D)	(D)	(D)
5052	Coal and other minerals and ores -----	3	(D)	(D)	(D)	BB	(D)	(D)	(D)

**Table 1. Summary Statistics for the State: 1992 —Con.**

[For meaning of abbreviations and symbols, see introductory text. For explanation of terms and comparability of 1987 and 1992 censuses, see appendix A]

SIC code	Type of operation and kind of business	Establishments (number)	Sales (\$1,000)	Annual payroll (\$1,000)	First-quarter payroll (\$1,000)	Paid employees for pay period including March 12 (number)	Operating expenses (\$1,000)	End-of-1991 inventories (\$1,000)	End-of-1992 inventories (\$1,000)
<b>TYPES OF OPERATION BY KIND OF BUSINESS —Con.</b>									
<b>Manufacturers' sales branches and sales offices—Con.</b>									
<b>50</b>	<b>Durable goods —Con.</b>								
506	Electrical goods .....	158	5 409 602	228 161	61 754	5 224	443 472	166 121	193 698
5063	Electrical apparatus and equipment, wiring supplies, and construction materials .....	70	1 037 168	94 605	23 822	2 113	179 325	66 260	80 262
5064	Electrical appliances, television and radio sets .....	16	942 786	18 318	4 320	408	53 127	63 091	75 204
5065	Electronic parts and equipment, n.e.c. ....	72	3 429 648	115 238	33 612	2 703	211 020	36 770	38 232
507	Hardware, and plumbing and heating equipment and supplies .....	41	687 224	22 450	5 996	588	40 986	33 055	32 927
5072	Hardware .....	13	348 678	8 938	2 542	230	16 763	24 141	23 567
5074	Plumbing and heating equipment and supplies (hydronics) .....	15	244 704	5 961	1 484	171	12 822	5 540	7 030
5075	Warm air heating and air-conditioning equipment and supplies .....	9	29 403	3 956	944	85	5 727	1 095	517
5078	Refrigeration equipment and supplies .....	4	64 439	3 595	1 026	102	5 674	2 279	1 813
508	Machinery, equipment, and supplies .....	176	2 422 453	100 453	25 568	2 427	187 335	141 453	143 097
5082	Construction and mining (except petroleum) machinery and equipment .....	13	254 230	5 090	1 248	136	10 222	16 555	15 161
5083	Farm and garden machinery and equipment .....	3	(D)	(D)	(D)	EE	(D)	(D)	(D)
5084	Industrial machinery and equipment .....	98	684 731	57 300	14 766	1 281	103 122	31 982	31 870
5085	Industrial supplies .....	47	691 069	18 093	4 563	520	35 881	43 994	42 731
5087	Service establishment equipment and supplies .....	9	85 980	3 816	1 070	108	8 991	10 116	8 825
5088	Transportation equipment and supplies, except motor vehicles .....	6	(D)	(D)	(D)	BB	(D)	(D)	(D)
509	Miscellaneous durable goods .....	15	622 058	10 049	2 388	286	23 112	50 890	54 415
5091	Sporting and recreational goods and supplies .....	4	90 274	2 051	492	60	4 269	5 520	5 258
5092	Toys and hobby goods and supplies .....	1	(D)	(D)	(D)	AA	(D)	(D)	(D)
5093	Scrap and waste materials .....	—	—	—	—	—	—	—	—
5094	Jewelry, watches, precious stones, and precious metals .....	3	48 487	1 824	161	31	3 691	577	577
5099	Durable goods, n.e.c. ....	7	(D)	(D)	(D)	CC	(D)	(D)	(D)
<b>51</b>	<b>Nondurable goods .....</b>	<b>658</b>	<b>23 091 233</b>	<b>606 483</b>	<b>156 448</b>	<b>22 144</b>	<b>1 300 298</b>	<b>542 000</b>	<b>534 983</b>
511	Paper and paper products .....	107	3 437 000	122 189	31 034	7 532	231 539	44 011	73 346
5111	Printing and writing paper .....	26	(D)	(D)	(D)	FF	(D)	(D)	(D)
5112	Stationery and office supplies .....	58	(D)	(D)	(D)	II	(D)	(D)	(D)
5113	Industrial and personal service paper .....	23	1 216 527	26 922	6 817	803	70 061	13 817	34 336
512	Drugs, drug proprietaries, and druggists' sundries .....	28	3 686 084	105 963	32 432	2 894	235 844	82 020	77 452
5122	Drugs, drug proprietaries, and druggists' sundries .....	28	3 686 084	105 963	32 432	2 894	235 844	82 020	77 452
513	Apparel, piece goods, and notions .....	48	1 315 048	34 589	8 222	1 333	75 939	56 657	85 724
5131	Piece goods, notions, and other dry goods .....	18	(D)	(D)	(D)	EE	(D)	(D)	(D)
5136	Men's and boys' clothing and furnishings .....	23	630 045	18 747	4 120	725	50 688	40 843	69 314
5137	Women's, children's, and infants' clothing and accessories .....	7	(D)	(D)	(D)	CC	(D)	(D)	(D)
5139	Footwear .....	—	—	—	—	—	—	—	—
514	Groceries and related products .....	154	4 501 508	170 850	40 228	6 044	351 846	85 884	43 879
5141	Groceries, general line .....	—	—	—	—	—	—	—	—
5142	Packaged frozen foods .....	12	164 603	7 696	1 869	238	30 022	2 930	2 338
5143	Dairy products, except dried or canned .....	37	261 277	13 703	3 247	560	34 192	3 465	2 711
5144	Poultry and poultry products .....	2	(D)	(D)	(D)	AA	(D)	(D)	(D)
5145	Confectionery .....	10	510 620	25 796	5 820	1 263	45 558	41 218	2 309
5146	Fish and seafoods .....	—	—	—	—	—	—	—	—
5147	Meats and meat products .....	9	682 135	17 321	3 858	555	28 658	9 934	10 177
5148	Fresh fruits and vegetables .....	—	—	—	—	—	—	—	—
5149	Groceries and related products, n.e.c. ....	84	(D)	(D)	(D)	HH	(D)	(D)	(D)
515	Farm-product raw materials .....	—	—	—	—	—	—	—	—
5153	Grain and field beans .....	—	—	—	—	—	—	—	—
5154	Livestock .....	—	—	—	—	—	—	—	—
5159	Farm-product raw materials, n.e.c. ....	—	—	—	—	—	—	—	—
516	Chemicals and allied products .....	116	6 685 003	104 639	27 218	2 499	226 388	146 632	133 988
5162	Plastics materials and basic forms and shapes .....	25	1 985 205	15 100	3 704	323	29 762	5 774	6 273
5169	Chemicals and allied products, n.e.c. ....	91	4 699 798	89 539	23 514	2 176	196 626	140 858	127 715
517	Petroleum and petroleum products .....	37	1 907 307	12 763	3 094	331	31 173	70 067	61 128
5171	Petroleum bulk stations and terminals .....	30	(D)	(D)	(D)	EE	(D)	(D)	(D)
5172	Petroleum and petroleum products wholesalers, except bulk stations and terminals .....	7	(D)	(D)	(D)	BB	(D)	(D)	(D)
518	Beer, wine, and distilled alcoholic beverages .....	5	469 261	3 535	976	62	14 576	—	—
5181	Beer and ale .....	—	—	—	—	—	—	—	—
5182	Wine and distilled alcoholic beverages .....	5	469 261	3 535	976	62	14 576	—	—
519	Miscellaneous nondurable goods .....	163	1 090 022	51 955	13 244	1 449	132 993	56 729	59 466
5191	Farm supplies .....	27	455 597	11 813	2 979	282	36 886	36 591	37 136
5192	Books, periodicals, and newspapers .....	39	319 073	19 183	5 192	496	52 245	6 900	8 442
5193	Flowers, nursery stock, and florists' supplies .....	—	—	—	—	—	—	—	—
5194	Tobacco and tobacco products .....	2	(D)	(D)	(D)	BB	(D)	(D)	(D)
5198	Paints, varnishes, and supplies .....	72	167 712	14 117	3 436	448	29 806	9 418	8 706
5199	Nondurable goods, n.e.c. ....	23	(D)	(D)	(D)	CC	(D)	(D)	(D)



**Table 1. Summary Statistics for the State: 1992 —Con.**

[For meaning of abbreviations and symbols, see introductory text. For explanation of terms and comparability of 1987 and 1992 censuses, see appendix A]

SIC code	Type of operation and kind of business	Estab-lish-ments (number)	Sales (\$1,000)	Annual payroll (\$1,000)	First-quarter payroll (\$1,000)	Paid employees for pay period including March 12 (number)	Operating expenses (\$1,000)	End-of-1991 inventories (\$1,000)	End-of-1992 inventories (\$1,000)
<b>TYPES OF OPERATION BY KIND OF BUSINESS — Con.</b>									
	<b>Agents, brokers, and commission merchants ----</b>	<b>1 612</b>	<b>10 152 618</b>	<b>274 396</b>	<b>63 098</b>	<b>8 313</b>	<b>519 919</b>	<b>17 345</b>	<b>14 596</b>
<b>50</b>	<b>Durable goods -----</b>	<b>1 037</b>	<b>5 511 022</b>	<b>179 473</b>	<b>41 187</b>	<b>5 150</b>	<b>337 052</b>	<b>14 481</b>	<b>11 771</b>
501	Motor vehicles and motor vehicle parts and supplies -----	60	1 135 350	23 097	5 770	1 309	39 542	435	347
5012	Automobiles and other motor vehicles -----	20	685 794	13 305	3 423	1 104	21 470	156	97
5013	Motor vehicle supplies and new parts -----	39	(D)	(D)	(D)	CC	(D)	(D)	(D)
5014	Tires and tubes -----	1	(D)	(D)	(D)	AA	(D)	(D)	(D)
5015	Motor vehicle parts, used -----	-	-	-	-	-	-	-	-
502	Furniture and homefurnishings -----	121	516 000	15 475	3 152	370	32 590	1 494	758
5021	Furniture -----	61	288 475	8 697	1 716	177	16 924	270	16
5023	Homefurnishings -----	60	227 525	6 778	1 436	193	15 666	1 224	742
503	Lumber and other construction materials -----	43	162 200	4 399	1 001	110	8 907	268	43
5031	Lumber, plywood, millwork, and wood panels -----	24	115 415	2 620	586	61	4 960	268	43
5032	Brick, stone, and related construction materials -----	5	18 028	919	246	24	1 441	-	-
5033	Roofing, siding, and insulation materials -----	4	4 430	206	49	6	382	-	-
5039	Construction materials, n.e.c. -----	10	24 327	654	120	19	2 124	-	-
504	Professional and commercial equipment and supplies -----	116	392 015	19 649	4 902	415	36 875	700	656
5043	Photographic equipment and supplies -----	5	(D)	(D)	(D)	AA	(D)	(D)	(D)
5044	Office equipment -----	9	56 429	1 804	649	46	4 052	73	73
5045	Computers and computer peripheral equipment and software -----	19	68 941	2 890	675	72	6 104	-	-
5046	Commercial equipment, n.e.c. -----	23	75 254	3 229	686	75	5 760	99	92
5047	Medical, dental, and hospital equipment and supplies -----	35	132 660	9 171	2 230	135	16 095	105	91
5048	Ophthalmic goods -----	9	19 405	661	168	19	1 198	216	193
5049	Professional equipment and supplies, n.e.c. -----	16	(D)	(D)	(D)	BB	(D)	(D)	(D)
505	Metals and minerals, except petroleum -----	40	199 629	4 084	944	102	6 798	96	-
5051	Metals service centers and offices -----	39	(D)	(D)	(D)	CC	(D)	(D)	(D)
5052	Coal and other minerals and ores -----	1	(D)	(D)	(D)	AA	(D)	(D)	(D)
506	Electrical goods -----	177	1 312 777	37 206	8 582	940	72 077	3 423	3 412
5063	Electrical apparatus and equipment, wiring supplies, and construction materials -----	83	621 384	18 410	4 560	477	33 655	686	675
5064	Electrical appliances, television and radio sets -----	25	168 794	3 834	892	104	8 149	-	-
5065	Electronic parts and equipment, n.e.c. -----	69	522 599	14 962	3 130	359	30 273	2 737	2 737
507	Hardware, and plumbing and heating equipment and supplies -----	98	424 310	16 246	3 446	425	29 646	2 284	1 628
5072	Hardware -----	38	186 760	6 577	1 362	166	11 408	816	454
5074	Plumbing and heating equipment and supplies (hydronics) -----	31	152 614	5 699	1 199	166	10 384	1 401	1 140
5075	Warm air heating and air-conditioning equipment and supplies -----	23	63 370	2 974	712	73	6 162	67	34
5078	Refrigeration equipment and supplies -----	6	21 566	996	173	20	1 692	-	-
508	Machinery, equipment, and supplies -----	262	886 679	43 567	9 478	1 054	80 290	4 945	4 227
5082	Construction and mining (except petroleum) machinery and equipment -----	9	36 985	1 750	403	32	3 056	24	55
5083	Farm and garden machinery and equipment -----	11	(D)	(D)	(D)	BB	(D)	(D)	(D)
5084	Industrial machinery and equipment -----	170	547 368	26 607	5 655	633	49 845	2 153	2 154
5085	Industrial supplies -----	44	177 352	9 700	2 141	237	16 468	2 511	1 715
5087	Service establishment equipment and supplies -----	14	69 721	3 399	800	81	6 177	-	-
5088	Transportation equipment and supplies, except motor vehicles -----	14	(D)	(D)	(D)	BB	(D)	(D)	(D)
509	Miscellaneous durable goods -----	120	482 062	15 750	3 912	425	30 327	836	700
5091	Sporting and recreational goods and supplies -----	31	205 203	6 333	1 849	129	11 441	35	40
5092	Toys and hobby goods and supplies -----	13	(D)	(D)	(D)	BB	(D)	(D)	(D)
5093	Scrap and waste materials -----	8	23 776	1 128	262	53	2 052	600	600
5094	Jewelry, watches, precious stones, and precious metals -----	19	49 781	2 067	416	41	4 064	181	40
5099	Durable goods, n.e.c. -----	49	(D)	(D)	(D)	CC	(D)	(D)	(D)
<b>51</b>	<b>Nondurable goods -----</b>	<b>575</b>	<b>4 641 596</b>	<b>94 923</b>	<b>21 911</b>	<b>3 163</b>	<b>182 867</b>	<b>2 864</b>	<b>2 825</b>
511	Paper and paper products -----	53	325 257	8 713	2 173	188	16 514	139	202
5111	Printing and writing paper -----	2	(D)	(D)	(D)	AA	(D)	(D)	(D)
5112	Stationery and office supplies -----	26	(D)	(D)	(D)	CC	(D)	(D)	(D)
5113	Industrial and personal service paper -----	25	129 074	2 769	696	69	5 871	-	-
512	Drugs, drug proprietaries, and druggists' sundries -----	8	100 771	3 436	690	88	5 113	-	-
5122	Drugs, drug proprietaries, and druggists' sundries -----	8	100 771	3 436	690	88	5 113	-	-
513	Apparel, piece goods, and notions -----	122	513 653	14 775	2 925	296	27 851	774	859
5131	Piece goods, notions, and other dry goods -----	28	(D)	(D)	(D)	BB	(D)	(D)	(D)
5136	Men's and boys' clothing and furnishings -----	18	70 617	1 892	299	39	3 519	-	-
5137	Women's, children's, and infants' clothing and accessories -----	67	(D)	(D)	(D)	CC	(D)	(D)	(D)
5139	Footwear -----	9	45 859	461	145	10	1 165	-	-
514	Groceries and related products -----	116	1 627 075	29 830	7 273	1 033	52 095	314	197
5141	Groceries, general line -----	12	331 408	5 769	1 389	287	9 119	75	94
5142	Packaged frozen foods -----	23	587 778	10 885	3 297	384	18 135	147	-
5143	Dairy products, except dried or canned -----	5	24 937	418	96	14	884	-	-
5144	Poultry and poultry products -----	4	(D)	(D)	(D)	AA	(D)	(D)	(D)
5145	Confectionery -----	8	37 254	635	127	32	1 522	92	103

**Table 1. Summary Statistics for the State: 1992 —Con.**

[For meaning of abbreviations and symbols, see introductory text. For explanation of terms and comparability of 1987 and 1992 censuses, see appendix A]

SIC code	Type of operation and kind of business	Establishments (number)	Sales (\$1,000)	Annual payroll (\$1,000)	First-quarter payroll (\$1,000)	Paid employees for pay period including March 12 (number)	Operating expenses (\$1,000)	End-of-1991 inventories (\$1,000)	End-of-1992 inventories (\$1,000)
<b>TYPES OF OPERATION BY KIND OF BUSINESS —Con.</b>									
<b>Agents, brokers, and commission merchants —Con.</b>									
<b>51</b>	<b>Nondurable goods —Con.</b>								
514	Groceries and related products —Con.								
5146	Fish and seafoods -----	2	(D)	(D)	(D)	AA	(D)	(D)	(D)
5147	Meats and meat products -----	11	166 247	1 712	545	46	2 713	—	—
5148	Fresh fruits and vegetables -----	14	73 160	2 273	351	71	4 273	—	—
5149	Groceries and related products, n.e.c. -----	37	(D)	(D)	(D)	CC	(D)	(D)	(D)
515	Farm-product raw materials -----	62	959 936	6 952	1 668	686	19 595	45	35
5153	Grain and field beans -----	9	95 763	1 041	279	102	1 922	40	30
5154	Livestock -----	26	212 776	2 583	651	481	6 024	—	—
5159	Farm-product raw materials, n.e.c. -----	27	651 397	3 328	738	103	11 649	5	5
516	Chemicals and allied products -----	62	256 259	8 558	1 703	183	15 429	1 346	1 355
5162	Plastics materials and basic forms and shapes -----	28	131 558	3 287	577	54	5 649	188	218
5169	Chemicals and allied products, n.e.c. -----	34	124 701	5 271	1 126	129	9 780	1 158	1 137
517	Petroleum and petroleum products -----	8	60 849	612	145	26	1 056	—	—
5171	Petroleum bulk stations and terminals -----	3	(D)	(D)	(D)	AA	(D)	(D)	(D)
5172	Petroleum and petroleum products wholesalers, except bulk stations and terminals -----	5	(D)	(D)	(D)	AA	(D)	(D)	(D)
518	Beer, wine, and distilled alcoholic beverages -----	10	(D)	(D)	(D)	BB	(D)	(D)	(D)
5181	Beer and ale -----	2	(D)	(D)	(D)	AA	(D)	(D)	(D)
5182	Wine and distilled alcoholic beverages -----	8	57 130	963	275	24	3 357	123	119
519	Miscellaneous nondurable goods -----	134	(D)	(D)	(D)	FF	(D)	(D)	(D)
5191	Farm supplies -----	11	44 450	895	133	47	1 687	—	—
5192	Books, periodicals, and newspapers -----	7	14 854	1 353	293	77	2 263	—	—
5193	Flowers, nursery stock, and florists' supplies -----	8	55 401	1 326	287	42	4 256	—	—
5194	Tobacco and tobacco products -----	—	—	—	—	—	—	—	—
5198	Paints, varnishes, and supplies -----	8	64 743	1 439	289	38	2 753	—	—
5199	Nondurable goods, n.e.c. -----	100	(D)	(D)	(D)	EE	(D)	(D)	(D)

**Table 2. Selected Ratios for the State: 1992**

[For meaning of abbreviations and symbols, see introductory text. For explanation of terms and comparability of 1987 and 1992 censuses, see appendix A]

SIC code	Type of operation and kind of business	Sales		Annual payroll		Employees per establishment <sup>1</sup> (number)	Operating expenses as percent of sales	End-of-1992 inventories as percent of sales
		Per establishment (dollars)	Per employee <sup>1</sup> (dollars)	Per employee <sup>1</sup> (dollars)	As percent of operating expenses			
	<b>Wholesale trade -----</b>	<b>7 790 493</b>	<b>634 416</b>	<b>29 707</b>	<b>49.2</b>	<b>12</b>	<b>9.5</b>	<b>5.8</b>
<b>50</b>	<b>Durable goods -----</b>	<b>6 820 940</b>	<b>602 107</b>	<b>32 180</b>	<b>50.4</b>	<b>11</b>	<b>10.6</b>	<b>7.0</b>
501	Motor vehicles and motor vehicle parts and supplies -----	14 429 274	1 315 185	26 635	50.9	11	4.0	4.1
5012	Automobiles and other motor vehicles -----	65 942 741	3 584 516	26 363	49.0	18	1.5	2.4
5013	Motor vehicle supplies and new parts -----	4 681 682	465 867	27 449	52.1	10	11.3	9.4
5014	Tires and tubes -----	6 565 363	503 778	28 267	49.3	13	11.4	8.6
5015	Motor vehicle parts, used -----	489 671	95 805	18 826	52.9	5	37.2	11.6
502	Furniture and home furnishings -----	6 368 341	565 939	26 999	49.7	11	9.6	5.2
5021	Furniture -----	4 036 066	422 925	28 482	47.2	10	14.3	4.6
5023	Home furnishings -----	7 508 668	621 140	26 427	50.8	12	8.4	5.3
503	Lumber and other construction materials -----	4 947 325	399 242	24 970	45.5	12	13.7	7.2
5031	Lumber, plywood, millwork, and wood panels -----	5 384 426	396 555	26 701	48.0	14	14.0	8.2
5032	Brick, stone, and related construction materials -----	1 738 987	276 030	26 261	45.5	6	20.9	8.5
5033	Roofing, siding, and insulation materials -----	6 835 807	713 675	32 459	43.5	10	10.5	4.8
5039	Construction materials, n.e.c. -----	6 652 788	345 068	18 903	41.4	19	13.2	6.7
504	Professional and commercial equipment and supplies -----	6 687 242	422 976	39 954	52.7	16	17.9	7.9
5043	Photographic equipment and supplies -----	(D)	(D)	(D)	(D)	(D)	(D)	(D)
5044	Office equipment -----	5 257 875	247 014	34 309	53.0	21	26.2	13.5
5045	Computers and computer peripheral equipment and software -----	6 964 201	444 188	45 530	56.2	16	18.3	5.6
5046	Commercial equipment, n.e.c. -----	2 338 760	247 668	29 211	48.0	9	24.6	13.8
5047	Medical, dental, and hospital equipment and supplies -----	8 953 767	527 636	40 495	50.2	17	15.3	8.8
5048	Ophthalmic goods -----	1 325 167	204 527	23 595	47.6	6	24.2	6.2
5049	Professional equipment and supplies, n.e.c. -----	(D)	(D)	(D)	(D)	(D)	(D)	(D)
505	Metals and minerals, except petroleum -----	11 177 634	871 516	34 390	50.6	13	7.8	8.3
5051	Metals service centers and offices -----	(D)	(D)	(D)	(D)	(D)	(D)	(D)
5052	Coal and other minerals and ores -----	(D)	(D)	(D)	(D)	(D)	(D)	(D)
506	Electrical goods -----	8 970 148	698 392	36 759	50.8	13	10.4	5.5
5063	Electrical apparatus and equipment, wiring supplies, and construction materials -----	5 403 454	427 117	34 907	51.5	13	15.9	8.2
5064	Electrical appliances, television and radio sets -----	18 686 945	1 264 185	39 319	45.4	15	6.8	8.2
5065	Electronic parts and equipment, n.e.c. -----	10 996 009	872 327	38 324	51.9	13	8.5	2.7

See footnotes at end of table.

**Table 2. Selected Ratios for the State: 1992 – Con.**

[For meaning of abbreviations and symbols, see introductory text. For explanation of terms and comparability of 1987 and 1992 censuses, see appendix A]

SIC code	Type of operation and kind of business	Sales		Annual payroll		Employees per establishment <sup>1</sup> (number)	Operating expenses as percent of sales	End-of-1992 inventories as percent of sales
		Per establishment (dollars)	Per employee <sup>1</sup> (dollars)	Per employee <sup>1</sup> (dollars)	As percent of operating expenses			
	<b>Wholesale trade – Con.</b>							
<b>50</b>	<b>Durable goods – Con.</b>							
507	Hardware, and plumbing and heating equipment and supplies .....	3 825 119	415 861	29 103	50.8	9	13.8	11.1
5072	Hardware .....	5 255 878	474 417	27 172	49.3	11	11.6	12.8
5074	Plumbing and heating equipment and supplies (hydronics) .....	3 693 151	421 828	29 290	50.0	9	13.9	8.1
5075	Warm air heating and air-conditioning equipment and supplies .....	2 516 985	317 527	31 296	52.3	8	18.8	13.6
5078	Refrigeration equipment and supplies .....	3 193 860	411 186	31 895	59.0	8	13.1	7.4
508	Machinery, equipment, and supplies .....	3 670 633	394 120	31 945	50.9	9	15.9	13.1
5082	Construction and mining (except petroleum) machinery and equipment .....	5 475 181	458 500	33 657	48.0	12	15.3	20.8
5083	Farm and garden machinery and equipment .....	5 038 731	486 193	25 560	42.6	10	12.3	20.7
5084	Industrial machinery and equipment .....	3 507 172	391 327	36 337	53.5	9	17.4	9.7
5085	Industrial supplies .....	3 474 293	377 225	29 334	50.4	9	15.4	9.9
5087	Service establishment equipment and supplies .....	1 792 376	224 735	27 134	56.9	8	21.2	9.1
5088	Transportation equipment and supplies, except motor vehicles .....	3 688 975	426 690	34 710	53.8	9	15.1	11.6
509	Miscellaneous durable goods .....	3 329 723	394 107	26 718	44.0	8	15.4	8.9
5091	Sporting and recreational goods and supplies .....	4 661 559	440 343	27 254	38.5	11	16.1	11.3
5092	Toys and hobby goods and supplies .....	5 982 875	409 669	36 098	46.5	15	18.9	6.3
5093	Scrap and waste materials .....	2 618 367	242 459	24 322	45.8	11	21.9	6.3
5094	Jewelry, watches, precious stones, and precious metals .....	2 219 587	489 012	29 770	43.5	5	14.0	10.8
5099	Durable goods, n.e.c. ....	3 479 622	516 433	25 354	45.9	7	10.7	9.0
<b>51</b>	<b>Nondurable goods .....</b>	<b>9 624 986</b>	<b>683 603</b>	<b>25 942</b>	<b>46.9</b>	<b>14</b>	<b>8.1</b>	<b>4.3</b>
511	Paper and paper products .....	8 425 928	395 486	20 799	53.0	21	9.9	3.4
5111	Printing and writing paper .....	19 805 222	1 097 280	43 027	61.0	18	6.4	3.5
5112	Stationery and office supplies .....	4 638 856	186 862	14 246	55.3	25	13.8	2.8
5113	Industrial and personal service paper .....	11 630 327	789 389	33 064	45.1	15	9.3	3.9
512	Drugs, drug proprietaries, and druggists' sundries .....	36 720 669	1 217 449	34 234	46.2	30	6.1	4.1
5122	Drugs, drug proprietaries, and druggists' sundries .....	36 720 669	1 217 449	34 234	46.2	30	6.1	4.1
513	Apparel, piece goods, and notions .....	5 218 553	610 430	27 997	47.6	9	9.6	6.6
5131	Piece goods, notions, and other dry goods .....	5 622 935	593 298	28 438	55.4	9	8.7	4.9
5136	Men's and boys' clothing and furnishings .....	7 517 669	563 934	25 729	40.9	13	11.1	11.4
5137	Women's, children's, and infants' clothing and accessories .....	3 564 461	737 760	31 599	51.2	5	8.4	1.8
5139	Footwear .....	2 732 037	580 827	29 441	41.5	5	12.2	5.8
514	Groceries and related products .....	11 923 201	571 759	25 369	49.0	21	9.1	2.7
5141	Groceries, general line .....	17 524 731	494 328	25 064	54.4	35	9.3	6.9
5142	Packaged frozen foods .....	18 749 101	756 348	29 587	45.1	25	8.7	2.8
5143	Dairy products, except dried or canned .....	6 060 629	482 095	25 159	41.0	13	12.7	1.3
5144	Poultry and poultry products .....	6 501 638	293 459	18 004	45.8	22	13.4	1.7
5145	Confectionery .....	10 518 542	416 328	20 155	51.4	25	9.4	4.0
5146	Fish and seafoods .....	2 651 915	411 353	21 422	48.8	6	10.7	3.7
5147	Meats and meat products .....	17 518 060	872 786	26 591	51.7	20	5.9	1.7
5148	Fresh fruits and vegetables .....	4 596 271	297 203	20 927	48.5	15	14.5	1.1
5149	Groceries and related products, n.e.c. ....	13 645 491	678 558	28 566	49.1	20	8.6	1.4
515	Farm-product raw materials .....	8 378 257	857 091	14 920	34.2	10	5.1	5.2
5153	Grain and field beans .....	7 732 446	1 051 483	18 831	26.3	7	6.8	5.4
5154	Livestock .....	5 784 571	425 592	6 842	41.9	14	3.8	.3
5159	Farm-product raw materials, n.e.c. ....	10 003 913	1 054 110	18 476	38.0	9	4.6	6.5
516	Chemicals and allied products .....	14 850 592	1 420 962	36 137	46.7	10	5.4	2.7
5162	Plastics materials and basic forms and shapes .....	17 628 007	2 761 992	40 482	47.6	6	3.1	1.1
5169	Chemicals and allied products, n.e.c. ....	13 942 591	1 183 456	35 368	46.5	12	6.4	3.4
517	Petroleum and petroleum products .....	14 077 294	1 529 794	25 245	37.0	9	4.5	5.4
5171	Petroleum bulk stations and terminals .....	11 023 296	1 133 381	23 965	37.6	10	5.6	3.1
5172	Petroleum and petroleum products wholesalers, except bulk stations and terminals .....	23 770 417	3 152 939	30 483	35.0	8	2.8	8.8
518	Beer, wine, and distilled alcoholic beverages .....	18 186 030	461 106	34 901	54.9	39	13.8	5.5
5181	Beer and ale .....	13 732 698	299 643	30 810	53.9	46	19.1	4.7
5182	Wine and distilled alcoholic beverages .....	23 207 872	719 980	41 459	56.2	32	10.2	6.0
519	Miscellaneous nondurable goods .....	3 737 330	425 094	23 537	42.7	9	13.0	7.7
5191	Farm supplies .....	3 102 251	423 487	20 721	41.5	7	11.8	8.8
5192	Books, periodicals, and newspapers .....	5 878 028	398 128	24 660	39.1	15	15.9	7.4
5193	Flowers, nursery stock, and florists' supplies .....	1 738 933	163 252	18 273	47.4	11	23.6	9.4
5194	Tobacco and tobacco products .....	29 469 261	883 694	23 580	36.8	33	7.2	9.6
5198	Paints, varnishes, and supplies .....	2 428 128	325 699	28 072	39.6	7	21.8	8.1
5199	Nondurable goods, n.e.c. ....	2 583 518	379 908	26 580	48.4	7	14.5	4.2
	<b>Merchant wholesalers .....</b>	<b>4 211 295</b>	<b>388 126</b>	<b>27 654</b>	<b>48.4</b>	<b>11</b>	<b>14.7</b>	<b>10.5</b>
<b>50</b>	<b>Durable goods .....</b>	<b>3 588 982</b>	<b>349 037</b>	<b>29 208</b>	<b>49.3</b>	<b>10</b>	<b>17.0</b>	<b>12.9</b>
501	Motor vehicles and motor vehicle parts and supplies .....	4 909 425	524 735	25 874	50.9	9	9.7	11.0
5012	Automobiles and other motor vehicles .....	18 159 884	1 309 507	29 134	46.7	14	4.8	9.6
5013	Motor vehicle supplies and new parts .....	3 015 655	337 154	25 677	52.5	9	14.5	12.7
5014	Tires and tubes .....	3 500 875	283 103	26 052	51.9	12	17.7	13.3
5015	Motor vehicle parts, used .....	489 671	95 805	18 826	52.9	5	37.2	11.6
502	Furniture and homefurnishings .....	2 682 005	265 258	24 619	47.7	10	19.5	10.4
5021	Furniture .....	2 718 542	237 265	25 953	46.5	11	23.5	9.0
5023	Homefurnishings .....	2 666 918	279 120	23 958	48.3	10	17.8	11.1

See footnotes at end of table.

**WHOLESALE TRADE—GEOGRAPHIC AREA SERIES**

**GEORGIA GA-19**

**Table 2. Selected Ratios for the State: 1992 – Con.**

[For meaning of abbreviations and symbols, see introductory text. For explanation of terms and comparability of 1987 and 1992 censuses, see appendix A]

SIC code	Type of operation and kind of business	Sales		Annual payroll		Employees per establishment <sup>1</sup> (number)	Operating expenses as percent of sales	End-of-1992 inventories as percent of sales
		Per establishment (dollars)	Per employee <sup>1</sup> (dollars)	Per employee <sup>1</sup> (dollars)	As percent of operating expenses			
<b>Merchant wholesalers – Con.</b>								
<b>50</b>	<b>Durable goods – Con.</b>							
503	Lumber and other construction materials -----	3 469 843	314 597	26 586	49.5	11	17.1	9.0
5031	Lumber, plywood, millwork, and wood panels -----	5 073 804	356 882	26 298	49.8	14	14.8	9.0
5032	Brick, stone, and related construction materials -----	1 319 692	196 969	25 230	45.8	7	28.0	11.4
5033	Roofing, siding, and insulation materials -----	3 259 902	342 262	29 267	46.8	10	18.3	8.8
5039	Construction materials, n.e.c. -----	2 328 914	243 907	27 141	54.2	10	20.5	7.6
504	Professional and commercial equipment and supplies ----	4 252 622	341 914	34 427	49.5	12	20.3	11.6
5043	Photographic equipment and supplies -----	(D)	(D)	(D)	(D)	(D)	(D)	(D)
5044	Office equipment -----	4 263 342	228 436	31 329	50.9	19	26.9	17.7
5045	Computers and computer peripheral equipment and software -----	4 746 119	448 993	37 417	56.1	11	14.9	9.1
5046	Commercial equipment, n.e.c. -----	2 191 324	207 102	28 590	47.2	11	29.2	17.7
5047	Medical, dental, and hospital equipment and supplies ---	4 652 535	345 872	36 586	43.4	13	24.3	11.7
5048	Ophthalmic goods -----	(D)	(D)	(D)	(D)	(D)	(D)	(D)
5049	Professional equipment and supplies, n.e.c. -----	(D)	(D)	(D)	(D)	(D)	(D)	(D)
505	Metals and minerals, except petroleum -----	6 143 303	435 963	29 488	49.2	14	13.7	15.1
5051	Metals service centers and offices -----	(D)	(D)	(D)	(D)	(D)	(D)	(D)
5052	Coal and other minerals and ores -----	(D)	(D)	(D)	(D)	(D)	(D)	(D)
506	Electrical goods -----	4 167 332	399 197	31 960	50.2	10	15.9	10.9
5063	Electrical apparatus and equipment, wiring supplies, and construction materials -----	3 323 895	301 761	29 776	50.2	11	19.6	12.3
5064	Electrical appliances, television and radio sets -----	13 680 928	847 382	37 505	52.6	16	8.4	10.0
5065	Electronic parts and equipment, n.e.c. -----	3 121 223	371 864	33 304	49.0	8	18.3	9.8
507	Hardware, and plumbing and heating equipment and supplies -----	2 830 535	293 213	27 466	49.8	10	18.8	16.6
5072	Hardware -----	3 753 697	312 078	24 951	47.9	12	16.7	19.4
5074	Plumbing and heating equipment and supplies (hydronics) -----	2 550 271	280 699	28 301	49.9	9	20.2	12.9
5075	Warm air heating and air-conditioning equipment and supplies -----	2 446 295	288 486	29 943	51.5	8	20.2	16.5
5078	Refrigeration equipment and supplies -----	1 555 485	242 127	28 594	56.7	6	20.8	16.4
508	Machinery, equipment, and supplies -----	2 732 709	283 378	30 069	50.2	10	21.1	18.8
5082	Construction and mining (except petroleum) machinery and equipment -----	4 329 134	344 205	33 025	47.6	13	20.1	27.9
5083	Farm and garden machinery and equipment -----	3 010 014	315 261	23 307	40.4	10	18.3	32.8
5084	Industrial machinery and equipment -----	3 063 807	315 772	34 091	53.0	10	20.4	14.0
5085	Industrial supplies -----	2 224 835	236 844	27 989	49.8	9	23.8	14.2
5087	Service establishment equipment and supplies -----	1 276 716	160 584	25 952	58.7	8	27.5	10.9
5088	Transportation equipment and supplies, except motor vehicles -----	2 955 966	287 792	34 884	54.6	10	22.2	11.5
509	Miscellaneous durable goods -----	2 523 557	281 088	25 785	43.5	9	21.1	11.0
5091	Sporting and recreational goods and supplies -----	3 458 627	282 652	24 852	35.9	12	24.5	18.7
5092	Toys and hobby goods and supplies -----	4 228 735	220 856	36 092	46.1	19	35.5	12.5
5093	Scrap and waste materials -----	2 607 096	238 477	24 381	45.7	11	22.4	6.5
5094	Jewelry, watches, precious stones, and precious metals -----	1 878 641	397 089	27 223	42.3	5	16.2	14.4
5099	Durable goods, n.e.c. -----	2 198 963	321 051	24 394	46.5	7	16.3	9.0
<b>51</b>	<b>Nondurable goods -----</b>	<b>5 469 611</b>	<b>455 861</b>	<b>24 962</b>	<b>46.6</b>	<b>12</b>	<b>11.7</b>	<b>7.4</b>
511	Paper and paper products -----	3 278 576	270 666	26 022	53.1	12	18.1	7.0
5111	Printing and writing paper -----	6 928 906	496 259	32 957	60.6	14	11.0	7.1
5112	Stationery and office supplies -----	1 996 712	176 528	21 512	53.7	11	22.7	7.0
5113	Industrial and personal service paper -----	4 900 880	367 802	32 513	49.5	13	17.9	7.0
512	Drugs, drug proprietaries, and druggists' sundries -----	13 466 792	1 097 218	28 612	48.8	12	5.3	9.4
5122	Drugs, drug proprietaries, and druggists' sundries -----	13 466 792	1 097 218	28 612	48.8	12	5.3	9.4
513	Apparel, piece goods, and notions -----	2 276 219	284 527	26 529	47.6	8	19.6	11.4
5131	Piece goods, notions, and other dry goods -----	2 122 220	260 498	26 234	50.7	8	19.9	11.2
5136	Men's and boys' clothing and furnishings -----	3 108 258	285 485	24 716	43.8	11	19.8	15.2
5137	Women's, children's, and infants' clothing and accessories -----	1 851 221	328 544	29 676	50.9	6	17.7	5.8
5139	Footwear -----	1 550 333	238 513	28 017	41.8	7	28.1	15.2
514	Groceries and related products -----	7 682 211	409 829	23 725	48.5	19	11.9	5.0
5141	Groceries, general line -----	16 029 531	431 359	25 538	53.9	37	11.0	8.6
5142	Packaged frozen foods -----	17 449 608	620 803	29 501	47.5	28	10.0	4.2
5143	Dairy products, except dried or canned -----	4 929 643	451 078	26 206	42.5	11	13.7	2.0
5144	Poultry and poultry products -----	6 906 500	284 353	17 855	46.0	24	13.6	1.8
5145	Confectionery -----	5 002 538	405 443	19 743	45.1	12	10.8	9.9
5146	Fish and seafoods -----	(D)	(D)	(D)	(D)	(D)	(D)	(D)
5147	Meats and meat products -----	9 736 484	574 318	23 779	46.5	17	8.9	2.3
5148	Fresh fruits and vegetables -----	4 519 643	270 145	20 518	48.3	17	15.7	1.2
5149	Groceries and related products, n.e.c. -----	(D)	(D)	(D)	(D)	(D)	(D)	(D)
515	Farm-product raw materials -----	5 554 641	599 671	17 192	33.8	9	8.5	11.0
5153	Grain and field beans -----	7 265 107	1 082 037	21 170	24.6	7	7.9	6.6
5154	Livestock -----	3 072 522	381 989	10 670	40.7	8	6.9	1.2
5159	Farm-product raw materials, n.e.c. -----	5 052 078	440 057	16 864	41.0	11	9.3	17.3
516	Chemicals and allied products -----	3 358 997	406 953	30 865	46.5	8	16.3	6.8
5162	Plastics materials and basic forms and shapes -----	3 381 277	571 580	34 116	43.6	6	13.7	7.0
5169	Chemicals and allied products, n.e.c. -----	3 352 643	375 816	30 250	47.2	9	17.1	6.7
517	Petroleum and petroleum products -----	11 009 069	1 179 543	24 170	36.4	9	5.6	6.3
5171	Petroleum bulk stations and terminals -----	7 368 413	748 108	22 946	37.5	10	8.2	2.5
5172	Petroleum and petroleum products wholesalers, except bulk stations and terminals -----	22 744 000	2 965 357	29 238	33.4	8	3.0	10.3
518	Beer, wine, and distilled alcoholic beverages -----	(D)	(D)	(D)	(D)	(D)	(D)	(D)
5181	Beer and ale -----	(D)	(D)	(D)	(D)	(D)	(D)	(D)
5182	Wine and distilled alcoholic beverages -----	16 599 382	394 947	40 807	62.2	42	16.6	11.7

See footnotes at end of table.

**Table 2. Selected Ratios for the State: 1992 – Con.**

[For meaning of abbreviations and symbols, see introductory text. For explanation of terms and comparability of 1987 and 1992 censuses, see appendix A]

SIC code	Type of operation and kind of business	Sales		Annual payroll		Employees per establishment <sup>1</sup> (number)	Operating expenses as percent of sales	End-of-1992 inventories as percent of sales
		Per establishment (dollars)	Per employee <sup>1</sup> (dollars)	Per employee <sup>1</sup> (dollars)	As percent of operating expenses			
	<b>Merchant wholesalers – Con.</b>							
<b>51</b>	<b>Nondurable goods – Con.</b>							
519	Miscellaneous nondurable goods -----	(D)	(D)	(D)	(D)	(D)	(D)	(D)
5191	Farm supplies -----	2 292 587	317 611	18 992	43.8	7	13.7	9.5
5192	Books, periodicals, and newspapers -----	4 819 067	291 476	18 203	40.8	17	15.3	13.1
5193	Flowers, nursery stock, and florists' supplies -----	1 412 244	128 478	17 872	48.8	11	28.5	12.2
5194	Tobacco and tobacco products -----	(D)	(D)	(D)	(D)	(D)	(D)	(D)
5198	Paints, varnishes, and supplies -----	1 925 434	216 149	25 247	34.3	9	34.1	15.0
5199	Nondurable goods, n.e.c. -----	(D)	(D)	(D)	(D)	(D)	(D)	(D)
	<b>Manufacturers' sales branches and sales offices -----</b>	<b>37 764 739</b>	<b>1 200 135</b>	<b>34 710</b>	<b>50.3</b>	<b>31</b>	<b>5.7</b>	<b>2.7</b>
<b>50</b>	<b>Durable goods -----</b>	<b>39 962 196</b>	<b>1 346 946</b>	<b>41 542</b>	<b>52.9</b>	<b>30</b>	<b>5.8</b>	<b>3.1</b>
501	Motor vehicles and motor vehicle parts and supplies -----	184 914 725	5 939 998	36 303	49.0	31	1.2	1.0
502	Furniture and homefurnishings -----	52 415 549	1 207 404	30 696	55.1	43	4.6	3.1
503	Lumber and other construction materials -----	14 855 642	567 598	19 912	35.1	26	10.0	5.6
504	Professional and commercial equipment and supplies -----	27 291 226	546 581	49 856	57.5	50	15.9	4.3
505	Metals and minerals, except petroleum -----	37 069 980	2 349 175	51 871	53.0	16	4.2	4.5
506	Electrical goods -----	34 237 987	1 035 529	43 676	51.4	33	8.2	3.6
507	Hardware, and plumbing and heating equipment and supplies -----	16 761 561	1 168 748	38 180	54.8	14	6.0	4.8
508	Machinery, equipment, and supplies -----	13 763 938	998 126	41 390	53.6	14	7.7	5.9
509	Miscellaneous durable goods -----	41 470 533	2 175 028	35 136	43.5	19	3.7	8.7
<b>51</b>	<b>Nondurable goods -----</b>	<b>35 093 059</b>	<b>1 042 776</b>	<b>27 388</b>	<b>46.6</b>	<b>34</b>	<b>5.6</b>	<b>2.3</b>
511	Paper and paper products -----	32 121 495	456 320	16 223	52.8	70	6.7	2.1
512	Drugs, drug proprietaries, and druggists' sundries -----	131 645 857	1 273 699	36 615	44.9	103	6.4	2.1
513	Apparel, piece goods, and notions -----	27 396 833	986 533	25 948	45.5	28	5.8	6.5
514	Groceries and related products -----	29 230 571	744 790	28 268	48.6	39	7.8	1.0
515	Farm-product raw materials -----	—	—	—	—	—	—	—
516	Chemicals and allied products -----	57 629 336	2 675 071	41 872	46.2	22	3.4	2.0
517	Petroleum and petroleum products -----	51 548 838	5 762 257	38 559	40.9	9	1.6	3.2
518	Beer, wine, and distilled alcoholic beverages -----	93 852 200	7 568 726	57 016	24.3	12	3.1	—
519	Miscellaneous nondurable goods -----	6 687 252	752 258	35 856	39.1	9	12.2	5.5
	<b>Agents, brokers, and commission merchants ----</b>	<b>6 298 150</b>	<b>1 221 294</b>	<b>33 008</b>	<b>52.8</b>	<b>5</b>	<b>5.1</b>	<b>.1</b>
<b>50</b>	<b>Durable goods -----</b>	<b>5 314 390</b>	<b>1 070 101</b>	<b>34 849</b>	<b>53.2</b>	<b>5</b>	<b>6.1</b>	<b>.2</b>
501	Motor vehicles and motor vehicle parts and supplies -----	18 922 500	867 341	17 645	58.4	22	3.5	—
502	Furniture and homefurnishings -----	4 264 463	1 394 595	41 824	47.5	3	6.3	.1
503	Lumber and other construction materials -----	3 772 093	1 474 545	39 991	49.4	3	5.5	—
504	Professional and commercial equipment and supplies -----	3 379 440	944 614	47 347	53.3	4	9.4	.2
505	Metals and minerals, except petroleum -----	4 990 725	1 957 147	40 039	60.1	3	3.4	—
506	Electrical goods -----	7 416 819	1 396 571	39 581	51.6	5	5.5	.3
507	Hardware, and plumbing and heating equipment and supplies -----	4 329 694	998 376	38 226	54.8	4	7.0	.4
508	Machinery, equipment, and supplies -----	3 384 271	841 251	41 335	54.3	4	9.1	.5
509	Miscellaneous durable goods -----	4 017 183	1 134 264	37 059	51.9	4	6.3	.1
<b>51</b>	<b>Nondurable goods -----</b>	<b>8 072 341</b>	<b>1 467 466</b>	<b>30 010</b>	<b>51.9</b>	<b>6</b>	<b>3.9</b>	<b>.1</b>
511	Paper and paper products -----	6 136 925	1 730 090	46 346	52.8	4	5.1	.1
512	Drugs, drug proprietaries, and druggists' sundries -----	12 596 375	1 145 125	39 045	67.2	11	5.1	—
513	Apparel, piece goods, and notions -----	4 210 270	1 735 314	49 916	53.1	2	5.4	.2
514	Groceries and related products -----	14 026 509	1 575 097	28 877	57.3	9	3.2	—
515	Farm-product raw materials -----	15 482 839	1 399 324	10 134	35.5	11	2.0	—
516	Chemicals and allied products -----	4 133 210	1 400 322	46 765	55.5	3	6.0	.5
517	Petroleum and petroleum products -----	7 606 125	2 340 346	23 538	58.0	3	1.7	—
518	Beer, wine, and distilled alcoholic beverages -----	(D)	(D)	(D)	(D)	(D)	(D)	(D)
519	Miscellaneous nondurable goods -----	(D)	(D)	(D)	(D)	(D)	(D)	(D)

<sup>1</sup>Based on number of employees for pay period including March 12.

**Table 3. Comparative Statistics for the State: 1992 and 1987**

[For meaning of abbreviations and symbols, see introductory text. For explanation of terms and comparability of 1987 and 1992 censuses, see appendix A]

SIC code	Type of operation and kind of business	Establishments		Sales			Annual payroll			Paid employees for pay period including March 12	
		1992 (number)	1987 (number)	1992 (\$1,000)	1987 (\$1,000)	Percent change 1987 to 1992	1992 (\$1,000)	1987 (\$1,000)	Percent change 1987 to 1992	1992 (number)	1987 (number)
<b>50</b>	<b>Wholesale trade</b> -----	<b>14 608</b>	<b>13 678</b>	<b>113 803 525</b>	<b>86 853 971</b>	<b>31.0</b>	<b>5 328 901</b>	<b>4 116 577</b>	<b>29.4</b>	<b>179 383</b>	<b>178 235</b>
	<b>Durable goods</b> -----	<b>9 557</b>	<b>8 982</b>	<b>65 187 722</b>	<b>48 227 543</b>	<b>35.2</b>	<b>3 483 995</b>	<b>2 653 230</b>	<b>31.3</b>	<b>108 266</b>	<b>108 271</b>
501	Motor vehicles and motor vehicle parts and supplies ---	1 393	1 433	20 099 979	14 377 601	39.8	407 066	325 312	25.1	15 283	15 693
5012	Automobiles and other motor vehicles -----	232	223	15 298 716	10 889 150	40.5	112 518	95 229	18.2	4 268	4 170
5013	Motor vehicle supplies and new parts -----	830	898	3 885 796	2 609 214	48.9	228 950	173 063	32.3	8 341	8 649
5014	Tires and tubes -----	124	136	814 105	796 564	2.2	45 680	41 459	10.2	1 616	1 862
5015	Motor vehicle parts, used -----	207	176	101 362	82 673	22.6	19 918	15 561	28.0	1 058	1 012
502	Furniture and homefurnishings -----	740	690	4 712 572	3 372 053	39.8	224 822	171 039	31.4	8 327	8 139
5021	Furniture -----	243	258	980 764	584 845	67.7	66 050	49 112	34.5	2 319	2 094
5023	Homefurnishings -----	497	432	3 731 808	2 787 208	33.9	158 772	121 927	30.2	6 008	6 045
503	Lumber and other construction materials -----	633	650	3 131 657	2 970 316	5.4	195 866	193 395	1.3	7 844	8 737
5031	Lumber, plywood, millwork, and wood panels -----	282	270	1 518 408	1 316 433	15.3	102 240	89 663	14.0	3 829	4 178
5032	Brick, stone, and related construction materials -----	150	130	260 848	235 945	10.6	24 817	22 437	10.6	945	938
5033	Roofing, siding, and insulation materials -----	83	76	567 372	472 198	20.2	25 805	22 324	15.6	795	911
5039	Construction materials, n.e.c. -----	118	174	785 029	945 740	-17.0	43 004	58 971	-27.1	2 275	2 710
504	Professional and commercial equipment and supplies ---	1 463	1 375	9 783 435	7 199 445	35.9	924 142	663 762	39.2	23 130	22 981
5043	Photographic equipment and supplies -----	47	56	(D)	1 353 886	(D)	(D)	47 230	(D)	GG	1 346
5044	Office equipment -----	224	333	1 177 764	1 045 317	12.7	163 586	147 641	10.8	4 768	5 903
5045	Computers and computer peripheral equipment and software -----	591	440	4 115 843	2 849 374	44.4	421 879	285 612	47.7	9 266	8 894
5046	Commercial equipment, n.e.c. -----	167	185	390 573	335 232	16.5	46 066	40 168	14.7	1 577	1 701
5047	Medical, dental, and hospital equipment and supplies -	296	217	2 650 315	1 291 818	105.2	203 406	105 985	91.9	5 023	3 541
5048	Ophthalmic goods -----	48	49	63 608	82 813	-23.2	7 338	10 138	-27.6	311	523
5049	Professional equipment and supplies, n.e.c. -----	90	95	(D)	241 005	(D)	(D)	26 988	(D)	GG	1 073
505	Metals and minerals, except petroleum -----	298	277	3 330 935	2 791 013	19.3	131 440	98 090	34.0	3 822	3 667
5051	Metals service centers and offices -----	284	271	(D)	(D)	(D)	(D)	(D)	(D)	HH	HH
5052	Coal and other minerals and ores -----	14	6	(D)	(D)	(D)	(D)	(D)	(D)	BB	BB
506	Electrical goods -----	1 109	967	9 947 894	7 040 942	41.3	523 600	401 454	30.4	14 244	14 655
5063	Electrical apparatus and equipment, wiring supplies, and construction materials -----	553	501	2 988 110	2 456 869	21.6	244 209	170 016	43.6	6 996	6 674
5064	Electrical appliances, television and radio sets -----	110	113	2 055 564	1 941 819	5.9	63 933	54 285	17.8	1 626	2 103
5065	Electronic parts and equipment, n.e.c. -----	446	353	4 904 220	2 642 254	85.6	215 458	177 153	21.6	5 622	5 878
507	Hardware, and plumbing and heating equipment and supplies -----	722	632	2 761 736	2 094 677	31.8	193 272	166 848	15.8	6 641	6 986
5072	Hardware -----	229	206	1 203 596	803 577	49.8	68 935	59 453	15.9	2 537	2 619
5074	Plumbing and heating equipment and supplies (hydronics) -----	245	223	904 822	732 967	23.4	62 828	59 835	5.0	2 145	2 527
5075	Warm air heating and air-conditioning equipment and supplies -----	205	166	515 982	486 163	6.1	50 856	40 216	26.5	1 625	1 537
5078	Refrigeration equipment and supplies -----	43	37	137 336	71 970	90.8	10 653	7 344	45.1	334	303
508	Machinery, equipment, and supplies -----	2 252	2 088	8 266 266	6 100 811	35.5	670 018	499 800	34.1	20 974	20 787
5082	Construction and mining (except petroleum) machinery and equipment -----	171	180	936 256	740 798	26.4	68 728	63 753	7.8	2 042	2 612
5083	Farm and garden machinery and equipment -----	297	315	1 496 503	1 115 334	34.2	78 674	61 977	28.9	3 078	3 247
5084	Industrial machinery and equipment -----	927	797	3 251 148	2 339 217	39.0	301 886	219 795	37.3	8 308	7 889
5085	Industrial supplies -----	533	458	1 851 798	1 413 042	31.1	144 003	102 456	40.6	4 909	4 558
5087	Service establishment equipment and supplies -----	245	283	439 132	306 810	43.1	53 020	39 924	32.8	1 954	1 998
5088	Transportation equipment and supplies, except motor vehicles -----	79	55	291 429	185 610	57.0	23 707	11 895	99.3	683	483
509	Miscellaneous durable goods -----	947	870	3 153 248	2 280 685	38.3	213 769	133 530	60.1	8 001	6 626
5091	Sporting and recreational goods and supplies -----	145	127	675 926	655 110	3.2	41 835	29 782	40.5	1 535	1 337
5092	Toys and hobby goods and supplies -----	48	51	287 178	205 304	39.9	25 305	6 535	287.2	701	435
5093	Scrap and waste materials -----	259	227	678 157	401 405	68.9	68 030	36 932	84.2	2 797	1 899
5094	Jewelry, watches, precious stones, and precious metals -----	167	130	370 671	272 936	35.8	22 566	20 322	11.0	758	793
5099	Durable goods, n.e.c. -----	328	335	1 141 316	745 930	53.0	56 033	39 959	40.2	2 210	2 162
<b>51</b>	<b>Nondurable goods</b> -----	<b>5 051</b>	<b>4 696</b>	<b>48 615 803</b>	<b>38 626 428</b>	<b>25.9</b>	<b>1 844 906</b>	<b>1 463 347</b>	<b>26.1</b>	<b>71 117</b>	<b>69 964</b>
511	Paper and paper products -----	629	526	5 299 909	4 798 020	10.5	278 732	225 913	23.4	13 401	11 629
5111	Printing and writing paper -----	81	55	1 604 223	1 037 760	54.6	62 906	35 237	78.5	1 462	1 279
5112	Stationery and office supplies -----	383	325	1 776 682	1 067 586	66.4	135 447	91 390	48.2	9 508	7 378
5113	Industrial and personal service paper -----	165	146	1 919 004	2 692 674	-28.7	80 379	99 286	-19.0	2 431	2 972
512	Drugs, drug proprietaries, and druggists' sundries -----	142	143	5 214 335	3 283 374	58.8	146 623	115 415	27.0	4 283	4 712
5122	Drugs, drug proprietaries, and druggists' sundries -----	142	143	5 214 335	3 283 374	58.8	146 623	115 415	27.0	4 283	4 712
513	Apparel, piece goods, and notions -----	490	384	2 557 091	1 928 767	32.6	117 278	76 537	53.2	4 189	2 938
5131	Piece goods, notions, and other dry goods -----	155	146	871 555	724 194	20.3	41 775	30 790	35.7	1 469	1 333
5136	Men's and boys' clothing and furnishings -----	130	76	977 297	616 267	58.6	44 589	24 839	79.5	1 733	763
5137	Women's, children's, and infants' clothing and accessories -----	178	134	634 474	523 252	21.3	27 175	17 569	54.7	860	725
5139	Footwear -----	27	28	73 765	65 054	13.4	3 739	3 339	12.0	127	117
514	Groceries and related products -----	956	966	11 398 580	10 930 514	4.3	505 766	415 210	21.8	19 936	20 280
5141	Groceries, general line -----	93	101	1 629 800	1 371 455	18.8	82 637	59 694	38.4	3 297	2 947
5142	Packaged frozen foods -----	109	88	2 043 652	1 150 637	77.6	79 944	38 449	107.9	2 702	1 832
5143	Dairy products, except dried or canned -----	70	79	424 244	470 370	-9.8	22 140	24 334	-9.0	880	1 283
5144	Poultry and poultry products -----	58	57	377 095	364 694	3.4	23 135	32 096	-27.9	1 285	2 376
5145	Confectionery -----	83	83	873 039	1 037 943	-15.9	42 265	27 638	52.9	2 097	1 390



Table 3. **Comparative Statistics for the State: 1992 and 1987** — Con.

[For meaning of abbreviations and symbols, see introductory text. For explanation of terms and comparability of 1987 and 1992 censuses, see appendix A]

SIC code	Type of operation and kind of business	Establishments		Sales			Annual payroll			Paid employees for pay period including March 12	
		1992 (number)	1987 (number)	1992 (\$1,000)	1987 (\$1,000)	Percent change 1987 to 1992	1992 (\$1,000)	1987 (\$1,000)	Percent change 1987 to 1992	1992 (number)	1987 (number)
	<b>Merchant wholesalers — Con.</b>										
<b>51</b>	<b>Nondurable goods</b> .....	<b>3 818</b>	<b>3 553</b>	<b>20 882 974</b>	<b>13 895 714</b>	<b>50.3</b>	<b>1 143 500</b>	<b>878 113</b>	<b>30.2</b>	<b>45 810</b>	<b>44 967</b>
511	Paper and paper products .....	469	398	1 537 652	1 152 756	33.4	147 830	111 160	33.0	5 681	4 924
5111	Printing and writing paper .....	53	33	367 232	232 706	57.8	24 388	16 717	45.9	740	693
5112	Stationery and office supplies .....	299	260	597 017	364 901	63.6	72 754	49 382	47.3	3 382	2 539
5113	Industrial and personal service paper .....	117	105	573 403	555 149	3.3	50 688	45 061	12.5	1 559	1 692
512	Drugs, drug proprietaries, and druggists' sundries .....	106	99	1 427 480	832 293	71.5	37 224	29 540	26.0	1 301	1 585
5122	Drugs, drug proprietaries, and druggists' sundries .....	106	99	1 427 480	832 293	71.5	37 224	29 540	26.0	1 301	1 585
513	Apparel, piece goods, and notions .....	320	261	728 390	604 986	20.4	67 914	48 844	39.0	2 560	2 122
5131	Piece goods, notions, and other dry goods .....	109	108	231 322	204 353	13.2	23 296	21 712	7.3	888	1 033
5136	Men's and boys' clothing and furnishings .....	89	45	276 635	147 705	87.3	23 950	12 699	88.6	969	482
5137	Women's, children's, and infants' clothing and accessories .....	104	86	192 527	224 866	-14.4	17 390	11 594	50.0	586	498
5139	Footwear .....	18	22	27 906	28 062	-6	3 278	2 839	15.5	117	109
514	Groceries and related products .....	686	688	5 269 997	3 884 172	35.7	305 086	243 350	25.4	12 859	13 121
5141	Groceries, general line .....	81	89	1 298 392	1 008 248	28.8	76 868	54 090	42.1	3 010	2 712
5142	Packaged frozen foods .....	74	56	1 291 271	559 057	131.0	61 363	28 555	114.9	2 080	1 432
5143	Dairy products, except dried or canned .....	28	37	138 030	172 511	-20.0	8 019	10 201	-21.4	306	638
5144	Poultry and poultry products .....	52	50	359 138	(D)	(D)	22 551	(D)	(D)	1 263	GG
5145	Confectionery .....	65	59	325 165	245 806	32.3	15 834	9 968	58.8	802	618
5146	Fish and seafoods .....	45	42	(D)	(D)	(D)	(D)	(D)	(D)	EE	EE
5147	Meats and meat products .....	64	70	623 135	483 789	28.8	25 800	26 185	-1.5	1 085	1 380
5148	Fresh fruits and vegetables .....	115	110	519 759	404 065	28.6	39 477	30 901	27.8	1 924	1 636
5149	Groceries and related products, n.e.c. ....	162	175	(D)	623 025	(D)	(D)	50 977	(D)	GG	2 426
515	Farm-product raw materials .....	156	173	866 524	778 422	11.3	24 842	27 897	-11.0	1 445	2 101
5153	Grain and field beans .....	56	74	406 846	254 356	60.0	7 960	10 918	-27.1	376	787
5154	Livestock .....	23	22	70 668	96 447	-26.7	1 974	1 561	26.5	185	237
5159	Farm-product raw materials, n.e.c. ....	77	77	389 010	427 619	-9.0	14 908	15 418	-3.3	884	1 077
516	Chemicals and allied products .....	374	276	1 256 265	772 385	62.6	95 280	61 752	54.3	3 087	2 237
5162	Plastics materials and basic forms and shapes .....	83	51	280 646	144 760	93.9	16 751	8 458	98.0	491	332
5169	Chemicals and allied products, n.e.c. ....	291	225	975 619	627 625	55.4	78 529	53 294	47.4	2 596	1 905
517	Petroleum and petroleum products .....	435	428	4 788 945	2 230 891	114.7	98 131	75 591	29.8	4 060	3 990
5171	Petroleum bulk stations and terminals .....	332	310	2 446 313	1 667 307	46.7	75 033	57 442	30.6	3 270	3 020
5172	Petroleum and petroleum products wholesalers, except bulk stations and terminals .....	103	118	2 342 632	563 584	315.7	23 098	18 149	27.3	790	970
518	Beer, wine, and distilled alcoholic beverages .....	85	106	(D)	1 106 403	(D)	(D)	95 635	(D)	HH	3 936
5181	Beer and ale .....	51	55	(D)	(D)	(D)	(D)	(D)	(D)	GG	GG
5182	Wine and distilled alcoholic beverages .....	34	51	564 379	(D)	(D)	58 313	(D)	(D)	1 429	GG
519	Miscellaneous nondurable goods .....	1 187	1 124	(D)	2 533 406	(D)	(D)	184 344	(D)	JJ	10 951
5191	Farm supplies .....	472	525	1 082 101	814 331	32.9	64 706	53 310	21.4	3 407	3 668
5192	Books, periodicals, and newspapers .....	60	67	289 144	189 554	52.5	18 057	18 374	-1.7	992	1 111
5193	Flowers, nursery stock, and florists' supplies .....	127	97	179 355	115 005	56.0	24 950	16 539	50.9	1 396	1 123
5194	Tobacco and tobacco products .....	44	52	(D)	(D)	(D)	(D)	(D)	(D)	GG	GG
5198	Paints, varnishes, and supplies .....	76	75	146 333	(D)	(D)	17 092	(D)	(D)	677	FF
5199	Nondurable goods, n.e.c. ....	408	281	(D)	555 983	(D)	(D)	53 736	(D)	HH	2 845
	<b>Manufacturers' sales branches and sales offices</b> .....	<b>1 458</b>	<b>1 527</b>	<b>55 060 990</b>	<b>44 158 616</b>	<b>24.7</b>	<b>1 592 483</b>	<b>1 247 883</b>	<b>27.6</b>	<b>45 879</b>	<b>44 824</b>
<b>50</b>	<b>Durable goods</b> .....	<b>800</b>	<b>869</b>	<b>31 969 757</b>	<b>23 150 274</b>	<b>38.1</b>	<b>986 000</b>	<b>737 118</b>	<b>33.8</b>	<b>23 735</b>	<b>23 364</b>
501	Motor vehicles and motor vehicle parts and supplies .....	69	79	12 759 116	9 233 357	38.2	77 979	56 182	38.8	2 148	1 841
502	Furniture and home furnishings .....	51	54	2 673 193	1 936 225	38.1	67 961	50 755	33.9	2 214	2 179
503	Lumber and other construction materials .....	81	89	1 203 307	805 315	49.4	42 214	29 935	41.0	2 120	1 313
504	Professional and commercial equipment and supplies .....	159	209	4 339 305	4 060 260	6.9	395 807	304 272	30.1	7 939	8 638
505	Metals and minerals, except petroleum .....	50	42	1 853 499	1 326 605	39.7	40 926	18 199	124.9	789	554
506	Electrical goods .....	158	143	5 409 602	2 765 348	95.6	228 161	164 274	38.9	5 224	5 081
507	Hardware, and plumbing and heating equipment and supplies .....	41	40	687 224	485 853	41.4	22 450	24 819	-9.5	588	818
508	Machinery, equipment, and supplies .....	176	193	2 422 453	2 006 995	20.7	100 453	77 490	29.6	2 427	2 559
509	Miscellaneous durable goods .....	15	20	622 058	530 316	17.3	10 049	11 192	-10.2	286	381
<b>51</b>	<b>Nondurable goods</b> .....	<b>658</b>	<b>658</b>	<b>23 091 233</b>	<b>21 008 342</b>	<b>9.9</b>	<b>606 483</b>	<b>510 765</b>	<b>18.7</b>	<b>22 144</b>	<b>21 460</b>
511	Paper and paper products .....	107	85	3 437 000	3 433 585	.1	122 189	108 697	12.4	7 532	6 562
512	Drugs, drug proprietaries, and druggists' sundries .....	28	37	3 686 084	2 349 889	56.9	105 963	83 256	27.3	2 894	3 055
513	Apparel, piece goods, and notions .....	48	37	1 315 048	965 201	36.2	34 589	19 565	76.8	1 333	497
514	Groceries and related products .....	154	169	4 501 508	5 690 456	-20.9	170 850	145 592	17.3	6 044	6 144
515	Farm-product raw materials .....	—	—	—	—	—	—	—	—	—	—
516	Chemicals and allied products .....	116	106	6 685 003	4 709 666	41.9	104 639	78 972	32.5	2 499	2 275
517	Petroleum and petroleum products .....	37	72	1 907 307	2 717 204	-29.8	12 763	17 873	-28.6	331	586
518	Beer, wine, and distilled alcoholic beverages .....	5	3	469 261	121 042	287.7	3 535	2 185	61.8	62	47
519	Miscellaneous nondurable goods .....	163	149	1 090 022	1 021 299	6.7	51 955	54 625	-4.9	1 449	2 294
	<b>Agents, brokers, and commission merchants</b> ..	<b>1 612</b>	<b>1 390</b>	<b>10 152 618</b>	<b>7 779 318</b>	<b>30.5</b>	<b>274 396</b>	<b>213 240</b>	<b>28.7</b>	<b>8 313</b>	<b>8 397</b>
<b>50</b>	<b>Durable goods</b> .....	<b>1 037</b>	<b>905</b>	<b>5 511 022</b>	<b>4 056 946</b>	<b>35.8</b>	<b>179 473</b>	<b>138 771</b>	<b>29.3</b>	<b>5 150</b>	<b>4 860</b>
501	Motor vehicles and motor vehicle parts and supplies .....	60	47	1 135 350	636 352	78.4	23 097	12 058	91.5	1 309	725
502	Furniture and home furnishings .....	121	102	516 000	308 238	67.4	15 475	11 112	39.3	370	365
503	Lumber and other construction materials .....	43	48	162 200	156 666	3.5	4 399	5 809	-24.3	110	233
504	Professional and commercial equipment and supplies .....	116	112	392 015	429 583	-8.7	19 649	22 097	-11.1	415	651
505	Metals and minerals, except petroleum .....	40	33	199 629	239 262	-16.6	4 084	3 572	14.3	102	118
506	Electrical goods .....	177	145	1 312 777	838 495	56.6	37 206	27 168	36.9	940	886



**Table 3. Comparative Statistics for the State: 1992 and 1987 — Con.**

[For meaning of abbreviations and symbols, see introductory text. For explanation of terms and comparability of 1987 and 1992 censuses, see appendix A]

SIC code	Type of operation and kind of business	Establishments		Sales			Annual payroll			Paid employees for pay period including March 12	
		1992 (number)	1987 (number)	1992 (\$1,000)	1987 (\$1,000)	Percent change 1987 to 1992	1992 (\$1,000)	1987 (\$1,000)	Percent change 1987 to 1992	1992 (number)	1987 (number)
	<b>Agents, brokers, and commission merchants — Con.</b>										
<b>50</b>	<b>Durable goods — Con.</b>										
507	Hardware, and plumbing and heating equipment and supplies	98	85	424 310	359 954	17.9	16 246	13 394	21.3	425	412
508	Machinery, equipment, and supplies	262	198	886 679	557 026	59.2	43 567	26 523	64.3	1 054	865
509	Miscellaneous durable goods	120	135	482 062	531 370	-9.3	15 750	17 038	-7.6	425	605
<b>51</b>	<b>Nondurable goods</b>	<b>575</b>	<b>485</b>	<b>4 641 596</b>	<b>3 722 372</b>	<b>24.7</b>	<b>94 923</b>	<b>74 469</b>	<b>27.5</b>	<b>3 163</b>	<b>3 537</b>
511	Paper and paper products	53	43	325 257	211 679	53.7	8 713	6 056	43.9	188	143
512	Drugs, drug proprietaries, and druggists' sundries	8	7	100 771	101 192	-4	3 436	2 619	31.2	88	72
513	Apparel, piece goods, and notions	122	86	513 653	358 580	43.2	14 775	8 128	81.8	296	319
514	Groceries and related products	116	109	1 627 075	1 355 886	20.0	29 830	26 268	13.6	1 033	1 015
515	Farm-product raw materials	62	59	959 936	1 089 558	-11.9	6 952	8 830	-21.3	686	903
516	Chemicals and allied products	62	54	256 259	139 217	84.1	8 558	6 029	41.9	183	156
517	Petroleum and petroleum products	8	9	60 849	72 979	-16.6	612	1 312	-53.4	26	58
518	Beer, wine, and distilled alcoholic beverages	10	5	(D)	21 053	(D)	(D)	418	(D)	BB	16
519	Miscellaneous nondurable goods	134	113	(D)	372 228	(D)	(D)	14 809	(D)	FF	855

**Table 4. Summary Statistics for Counties and for Places With 2,500 Inhabitants or More: 1992**

[For meaning of abbreviations and symbols, see introductory text. For explanation of terms and comparability of 1987 and 1992 censuses, see appendix A. For information on geographic areas followed by ▲, see appendix F]

Geographic area	Estab-lish-ments (number)	Sales (\$1,000)	Annual payroll (\$1,000)	Paid employees for pay period including March 12 (number)	Merchant wholesalers			Other operating types		
					Estab-lish-ments (number)	Sales (\$1,000)	Annual payroll (\$1,000)	Paid employees for pay period including March 12 (number)	Estab-lish-ments (number)	Sales (\$1,000)
<b>Georgia</b>	<b>14 608</b>	<b>113 803 525</b>	<b>5 328 901</b>	<b>179 383</b>	<b>11 538</b>	<b>48 589 917</b>	<b>3 462 022</b>	<b>125 191</b>	<b>3 070</b>	<b>65 213 608</b>
Appling County	20	38 055	2 930	156	17	27 654	2 661	141	3	10 401
Baxley	20	38 055	2 930	156	17	27 654	2 661	141	3	10 401
Balance of county	-	-	-	-	-	-	-	-	-	-
Atkinson County	12	17 331	836	80	10	(D)	(D)	BB	2	(D)
Bacon County	14	(D)	(D)	CC	13	(D)	(D)	BB	1	(D)
Alma	12	(D)	(D)	CC	11	(D)	(D)	BB	1	(D)
Balance of county	2	(D)	(D)	AA	2	(D)	(D)	AA	-	-
Baker County	1	(D)	(D)	AA	1	(D)	(D)	AA	-	-
Baldwin County	32	(D)	(D)	CC	31	(D)	(D)	CC	1	(D)
Milledgeville	25	(D)	(D)	CC	24	(D)	(D)	CC	1	(D)
Balance of county	7	(D)	(D)	BB	7	(D)	(D)	BB	-	-
Banks County	11	37 889	6 290	255	8	(D)	(D)	CC	3	(D)
Barrow County	38	83 592	3 678	263	33	57 326	3 515	253	5	26 266
Auburn (part) ▲	5	(D)	(D)	AA	4	(D)	(D)	AA	1	(D)
Winder	24	60 602	2 680	202	20	(D)	(D)	CC	4	(D)
Balance of county	9	(D)	(D)	BB	9	(D)	(D)	BB	-	-
Bartow County	105	176 372	14 764	648	92	142 002	12 722	554	13	34 370
Cartersville	69	114 733	10 936	490	60	86 949	9 249	408	9	27 784
Balance of county	36	61 639	3 828	158	32	55 053	3 473	146	4	6 586
Ben Hill County	30	50 479	3 492	187	29	(D)	(D)	CC	1	(D)
Fitzgerald (part) ▲	27	48 081	3 428	179	26	(D)	(D)	CC	1	(D)
Balance of county	3	2 398	64	8	3	2 398	64	8	-	-
Berrien County	28	37 059	1 856	125	27	(D)	(D)	CC	1	(D)
Nashville	22	(D)	(D)	BB	21	(D)	(D)	BB	1	(D)
Balance of county	6	(D)	(D)	BB	6	(D)	(D)	BB	-	-
Bibb County	334	1 241 222	111 604	4 562	288	918 996	94 347	3 937	46	322 226
Macon (part) ▲	300	(D)	(D)	HH	260	(D)	(D)	HH	40	207 555
Balance of county	34	(D)	(D)	FF	28	(D)	(D)	FF	6	114 671
Bleckley County	7	10 683	497	35	6	(D)	(D)	BB	1	(D)
Cochran	6	(D)	(D)	BB	5	5 120	432	27	1	(D)
Balance of county	1	(D)	(D)	AA	1	(D)	(D)	AA	-	-
Brantley County	10	16 133	949	44	9	(D)	(D)	BB	1	(D)
Brooks County	10	20 645	1 568	71	10	20 645	1 568	71	-	-
Quitman	7	(D)	(D)	BB	7	(D)	(D)	BB	-	-
Balance of county	3	(D)	(D)	BB	3	(D)	(D)	BB	-	-
Bryan County	8	65 070	2 944	104	6	(D)	(D)	CC	2	(D)
Richmond Hill	2	(D)	(D)	BB	1	(D)	(D)	BB	1	(D)
Balance of county	6	(D)	(D)	BB	5	(D)	(D)	BB	1	(D)

**Table 4. Summary Statistics for Counties and for Places With 2,500 Inhabitants or More: 1992—Con.**

[For meaning of abbreviations and symbols, see introductory text. For explanation of terms and comparability of 1987 and 1992 censuses, see appendix A. For information on geographic areas followed by ▲, see appendix F]

Geographic area	Estab- lish- ments (number)	Sales (\$1,000)	Annual payroll (\$1,000)	Paid employees for pay period including March 12 (number)	Merchant wholesalers			Other operating types		
					Estab- lish- ments (number)	Sales (\$1,000)	Annual payroll (\$1,000)	Paid employees for pay period including March 12 (number)	Estab- lish- ments (number)	Sales (\$1,000)
<b>Georgia—Con.</b>										
Bulloch County .....	58	207 295	12 244	580	53	195 749	11 607	540	5	11 546
Statesboro .....	50	191 528	11 118	544	45	179 982	10 481	504	5	11 546
Balance of county .....	8	15 767	1 126	36	8	15 767	1 126	36	—	—
Burke County .....	26	69 093	4 984	223	26	69 093	4 984	223	—	—
Waynesboro .....	21	61 000	4 449	195	21	61 000	4 449	195	—	—
Balance of county .....	5	8 093	535	28	5	8 093	535	28	—	—
Butts County .....	15	64 720	2 841	107	15	64 720	2 841	107	—	—
Jackson .....	13	(D)	(D)	CC	13	(D)	(D)	CC	—	—
Balance of county .....	2	(D)	(D)	AA	2	(D)	(D)	AA	—	—
Calhoun County .....	18	29 761	3 068	166	15	24 720	2 930	159	3	5 041
Camden County .....	13	6 633	864	47	13	6 633	864	47	—	—
Kingsland .....	1	(D)	(D)	AA	1	(D)	(D)	AA	—	—
St. Marys .....	7	4 624	617	29	7	4 624	617	29	—	—
Balance of county .....	5	(D)	(D)	AA	5	(D)	(D)	AA	—	—
Candler County .....	13	22 087	1 528	89	13	22 087	1 528	89	—	—
Metter .....	13	22 087	1 528	89	13	22 087	1 528	89	—	—
Balance of county .....	—	—	—	—	—	—	—	—	—	—
Carroll County .....	102	1 021 439	48 650	1 274	82	171 194	15 447	654	20	850 245
Bremen (part) ▲ .....	—	—	—	—	—	—	—	—	—	—
Carrollton .....	58	908 866	37 135	856	50	(D)	(D)	EE	8	(D)
Villa Rica (part) ▲ .....	13	(D)	(D)	CC	9	(D)	(D)	BB	4	(D)
Balance of county .....	31	(D)	(D)	EE	23	(D)	(D)	CC	8	(D)
Catoosa County .....	43	161 761	12 190	560	38	117 546	10 647	503	5	44 215
Fort Oglethorpe (part) ▲ .....	10	54 397	3 636	146	9	(D)	(D)	CC	1	(D)
Balance of county .....	33	107 364	8 554	414	29	(D)	(D)	EE	4	(D)
Charlton County .....	13	18 442	849	52	12	(D)	(D)	BB	1	(D)
Chatham County .....	457	1 866 282	132 858	5 016	388	1 422 695	105 241	4 211	69	443 587
Garden City .....	49	158 242	11 327	434	41	127 654	9 348	378	8	30 588
Pooler .....	9	22 352	1 511	64	9	22 352	1 511	64	—	—
Port Wentworth .....	6	(D)	(D)	BB	5	(D)	(D)	BB	1	(D)
Savannah .....	315	1 229 838	102 565	3 823	268	888 129	79 307	3 138	47	341 709
Thunderbolt .....	3	1 484	419	13	3	1 484	419	13	—	—
Tybee Island .....	—	—	—	—	—	—	—	—	—	—
Balance of county .....	75	(D)	(D)	FF	62	(D)	(D)	FF	13	(D)
Chattahoochee County .....	—	—	—	—	—	—	—	—	—	—
Chattooga County .....	9	8 787	739	43	9	8 787	739	43	—	—
Summerville .....	7	(D)	(D)	BB	7	(D)	(D)	BB	—	—
Balance of county .....	2	(D)	(D)	AA	2	(D)	(D)	AA	—	—
Cherokee County .....	128	220 033	17 246	682	105	135 761	13 633	540	23	84 272
Canton .....	22	38 051	3 509	120	21	(D)	(D)	CC	1	(D)
Woodstock .....	56	85 904	6 739	247	46	43 104	4 931	186	10	42 800
Balance of county .....	50	96 078	6 998	315	38	(D)	(D)	CC	12	(D)
Clarke County .....	150	1 060 440	52 608	1 955	134	918 962	47 410	1 736	16	141 478
Athens-Clarke County consolidated city ▲ .....	150	1 060 440	52 608	1 955	134	918 962	47 410	1 736	16	141 478
Athens-Clarke County (balance) ▲ .....	150	1 060 440	52 608	1 955	134	918 962	47 410	1 736	16	141 478
Clay County .....	3	3 254	153	11	3	3 254	153	11	—	—
Clayton County .....	325	3 317 292	147 086	5 098	282	1 498 510	118 662	4 256	43	1 818 782
College Park (part) ▲ .....	16	70 321	3 539	127	14	(D)	(D)	CC	2	(D)
Forest Park .....	83	621 616	49 673	1 850	74	482 479	43 109	1 654	9	139 137
Jonesboro .....	22	32 427	3 118	106	17	17 595	2 119	87	5	14 832
Lake City .....	17	136 018	5 439	250	16	(D)	(D)	CC	1	(D)
Morrow .....	26	1 074 636	20 705	641	18	120 509	7 909	246	8	954 127
Riverdale .....	17	13 356	1 775	95	15	(D)	(D)	BB	2	(D)
Balance of county .....	144	1 368 918	62 837	2 029	128	(D)	(D)	GG	16	(D)
Clinch County .....	11	8 200	960	50	10	(D)	(D)	BB	1	(D)
Homerville .....	7	(D)	(D)	BB	6	(D)	(D)	BB	1	(D)
Balance of county .....	4	(D)	(D)	BB	4	(D)	(D)	BB	—	—
Cobb County .....	1 542	13 317 665	588 244	16 145	1 065	5 317 575	343 092	10 697	477	8 000 090
Acworth .....	19	21 239	1 592	64	16	17 829	1 426	56	3	3 410
Austell (part) ▲ .....	43	(D)	(D)	FF	38	(D)	(D)	FF	5	(D)
Kennesaw .....	82	1 095 238	60 269	1 525	64	321 844	31 880	906	18	773 394
Marietta .....	264	1 591 147	107 656	3 257	197	839 825	75 770	2 460	67	751 322
Powder Springs .....	9	(D)	(D)	BB	7	(D)	(D)	BB	2	(D)
Smyrna .....	117	929 189	65 971	1 786	84	392 987	33 054	1 036	33	536 202
Balance of county .....	1 008	9 274 891	329 190	8 887	659	3 356 887	178 045	5 637	349	5 918 004
Coffee County .....	52	181 367	10 160	505	51	(D)	(D)	FF	1	(D)
Douglas .....	46	(D)	(D)	EE	45	(D)	(D)	EE	1	(D)
Balance of county .....	6	(D)	(D)	BB	6	(D)	(D)	BB	—	—
Colquitt County .....	76	145 541	12 021	664	69	123 077	10 279	556	7	22 464
Moultrie .....	59	124 724	9 906	549	52	102 260	8 164	441	7	22 464
Balance of county .....	17	20 817	2 115	115	17	20 817	2 115	115	—	—
Columbia County .....	64	195 014	14 724	571	55	158 590	12 094	469	9	36 424
Grovetown .....	4	10 446	817	29	4	10 446	817	29	—	—
Balance of county .....	60	184 568	13 907	542	51	148 144	11 277	440	9	36 424
Cook County .....	30	83 199	4 383	300	27	71 475	3 964	290	3	11 724
Adel .....	20	74 509	3 610	215	18	(D)	(D)	CC	2	(D)
Balance of county .....	10	8 690	773	85	9	(D)	(D)	BB	1	(D)

**Table 4. Summary Statistics for Counties and for Places With 2,500 Inhabitants or More: 1992—Con.**

[For meaning of abbreviations and symbols, see introductory text. For explanation of terms and comparability of 1987 and 1992 censuses, see appendix A. For information on geographic areas followed by ▲, see appendix F]

Geographic area	Estab-lish-ments (number)	Sales (\$1,000)	Annual payroll (\$1,000)	Paid employees for pay period including March 12 (number)	Merchant wholesalers			Other operating types		
					Estab-lish-ments (number)	Sales (\$1,000)	Annual payroll (\$1,000)	Paid employees for pay period including March 12 (number)	Estab-lish-ments (number)	Sales (\$1,000)
<b>Georgia—Con.</b>										
Coweta County .....	65	243 025	10 994	517	47	69 594	5 121	249	18	173 431
Newnan .....	51	233 838	10 294	475	36	(D)	(D)	CC	15	(D)
Palmetto (part) ▲ .....	—	—	—	—	—	—	—	—	—	—
Balance of county .....	14	9 187	700	42	11	(D)	(D)	BB	3	(D)
Crawford County .....	5	3 002	390	27	5	3 002	390	27	—	—
Crisp County .....	48	262 667	12 233	589	46	(D)	(D)	FF	2	(D)
Cordele .....	37	(D)	(D)	FF	35	(D)	(D)	EE	2	(D)
Balance of county .....	11	(D)	(D)	BB	11	(D)	(D)	BB	—	—
Dade County .....	8	6 089	537	46	8	6 089	537	46	—	—
Dawson County .....	7	(D)	(D)	BB	6	(D)	(D)	BB	1	(D)
Decatur County .....	39	233 945	7 640	400	32	130 096	6 948	364	7	103 849
Bainbridge .....	33	228 830	7 244	377	26	124 981	6 552	341	7	103 849
Balance of county .....	6	5 115	396	23	6	5 115	396	23	—	—
DeKalb County .....	1 804	18 406 940	785 545	25 019	1 263	4 532 570	421 609	13 802	541	13 874 370
Atlanta (part) ▲ .....	24	219 548	7 774	319	17	(D)	(D)	EE	7	(D)
Chamblee .....	130	937 392	68 739	1 941	105	271 011	31 151	1 023	25	666 381
Clarkston .....	10	218 441	1 998	81	7	(D)	(D)	BB	3	(D)
Decatur .....	43	174 227	13 007	484	29	64 250	8 944	339	14	109 977
Doraville .....	162	2 096 371	71 492	2 381	125	322 607	28 149	1 110	37	1 773 764
Stone Mountain .....	33	134 802	10 493	375	26	103 158	9 126	349	7	31 644
Balance of county .....	1 402	14 626 159	612 042	19 438	954	(D)	(D)	JJ	448	(D)
Dodge County .....	28	38 656	2 296	157	27	(D)	(D)	CC	1	(D)
Eastman .....	20	34 218	1 799	117	20	34 218	1 799	117	—	—
Balance of county .....	8	4 438	497	40	7	(D)	(D)	BB	1	(D)
Dooly County .....	25	67 318	3 451	192	21	54 533	3 105	179	4	12 785
Vienna .....	7	(D)	(D)	BB	6	(D)	(D)	BB	1	(D)
Balance of county .....	18	(D)	(D)	CC	15	(D)	(D)	CC	3	(D)
Dougherty County .....	247	1 090 408	60 684	2 563	225	(D)	(D)	GG	22	(D)
Albany .....	237	1 030 324	56 897	2 364	218	908 195	51 090	2 132	19	122 129
Balance of county .....	10	60 084	3 787	199	7	(D)	(D)	CC	3	(D)
Douglas County .....	96	951 318	25 358	1 020	79	833 947	21 163	904	17	117 371
Austell (part) ▲ .....	1	(D)	(D)	AA	1	(D)	(D)	AA	—	—
Douglasville .....	44	125 707	8 747	406	39	83 313	6 626	364	5	42 394
Villa Rica (part) ▲ .....	—	—	—	—	—	—	—	—	—	—
Balance of county .....	51	(D)	(D)	FF	39	(D)	(D)	FF	12	74 977
Early County .....	23	156 001	5 771	400	22	(D)	(D)	EE	1	(D)
Blakely .....	16	(D)	(D)	CC	15	(D)	(D)	CC	1	(D)
Balance of county .....	7	(D)	(D)	CC	7	(D)	(D)	CC	—	—
Echols County .....	—	—	—	—	—	—	—	—	—	—
Effingham County .....	16	13 760	1 013	63	14	(D)	(D)	BB	2	(D)
Rincon .....	1	(D)	(D)	AA	1	(D)	(D)	AA	—	—
Balance of county .....	15	(D)	(D)	BB	13	(D)	(D)	BB	2	(D)
Elbert County .....	56	51 240	5 167	276	56	51 240	5 167	276	—	—
Elberton .....	43	42 638	3 737	196	43	42 638	3 737	196	—	—
Balance of county .....	13	8 602	1 430	80	13	8 602	1 430	80	—	—
Emanuel County .....	32	96 463	3 873	289	27	66 879	3 231	181	5	29 584
Swainsboro .....	27	85 696	3 445	260	22	56 112	2 803	152	5	29 584
Balance of county .....	5	10 767	428	29	5	10 767	428	29	—	—
Evans County .....	13	25 022	1 387	115	12	(D)	(D)	BB	1	(D)
Fannin County .....	21	18 497	1 538	95	20	(D)	(D)	BB	1	(D)
Fayette County .....	129	326 907	31 546	1 039	105	249 195	28 702	958	24	77 712
Fayetteville .....	44	91 671	8 152	288	40	86 966	7 901	276	4	4 705
Peachtree City .....	47	179 011	18 028	499	35	118 583	15 768	439	12	60 428
Tyrone .....	4	4 920	689	26	4	4 920	689	26	—	—
Balance of county .....	34	51 305	4 677	226	26	38 726	4 344	217	8	12 579
Floyd County .....	140	412 465	30 502	1 257	129	350 015	26 707	1 117	11	62 450
Rome .....	122	392 799	27 815	1 133	112	(D)	(D)	FF	10	(D)
Balance of county .....	18	19 666	2 687	124	17	(D)	(D)	CC	1	(D)
Forsyth County .....	78	218 611	11 513	452	64	135 310	8 850	379	14	83 301
Cumming .....	19	23 054	2 179	81	15	12 192	1 523	64	4	10 862
Balance of county .....	59	195 557	9 334	371	49	123 118	7 327	315	10	72 439
Franklin County .....	33	70 398	3 281	220	30	(D)	(D)	CC	3	(D)
Royston (part) ▲ .....	3	(D)	(D)	BB	3	(D)	(D)	BB	—	—
Balance of county .....	30	(D)	(D)	CC	27	(D)	(D)	CC	3	(D)
Fulton County .....	2 623	36 926 378	1 408 198	40 964	1 814	12 091 967	781 579	24 881	809	24 834 411
Alpharetta .....	147	798 024	99 571	2 519	113	413 852	41 671	1 292	34	384 172
Atlanta (part) ▲ .....	1 280	13 941 961	692 719	19 554	919	(D)	(D)	JJ	361	(D)
College Park (part) ▲ .....	33	343 386	26 854	816	26	(D)	(D)	FF	7	(D)
East Point .....	48	232 819	15 599	639	42	125 638	13 368	580	6	107 181
Fairburn .....	14	59 118	5 196	213	11	51 539	4 172	179	3	7 579

**Table 4. Summary Statistics for Counties and for Places With 2,500 Inhabitants or More: 1992—Con.**

[For meaning of abbreviations and symbols, see introductory text. For explanation of terms and comparability of 1987 and 1992 censuses, see appendix A. For information on geographic areas followed by ▲, see appendix F]

Geographic area	Estab-lish-ments (number)	Sales (\$1,000)	Annual payroll (\$1,000)	Paid employees for pay period including March 12 (number)	Merchant wholesalers			Other operating types		
					Estab-lish-ments (number)	Sales (\$1,000)	Annual payroll (\$1,000)	Paid employees for pay period including March 12 (number)	Estab-lish-ments (number)	Sales (\$1,000)
<b>Georgia—Con.</b>										
<b>Fulton County—Con.</b>										
Hapeville .....	16	(D)	(D)	CC	15	(D)	(D)	CC	1	(D)
Palmetto (part) ▲ .....	6	(D)	(D)	BB	6	(D)	(D)	BB	—	—
Roswell .....	295	1 894 216	80 698	1 992	174	650 516	49 397	1 222	121	1 243 700
Union City .....	11	21 421	1 717	73	11	21 421	1 717	73	—	—
Balance of county .....	773	19 594 837	479 448	14 961	497	6 232 370	260 929	8 129	276	13 362 467
Gilmer County .....	15	27 163	2 141	103	15	27 163	2 141	103	—	—
Glascocok County .....	—	—	—	—	—	—	—	—	—	—
Glynn County .....	116	237 061	18 319	858	102	194 504	17 062	806	14	42 557
Brunswick .....	69	168 195	14 089	617	65	162 671	13 630	598	4	5 524
Balance of county .....	47	68 866	4 230	241	37	31 833	3 432	208	10	37 033
Gordon County .....	69	116 216	10 276	497	64	91 753	9 714	474	5	24 463
Calhoun .....	51	86 624	7 979	401	47	(D)	(D)	EE	4	(D)
Balance of county .....	18	29 592	2 297	96	17	(D)	(D)	BB	1	(D)
Grady County .....	35	117 281	5 986	312	32	115 122	5 789	301	3	2 159
Cairo .....	23	101 387	4 661	231	20	99 228	4 464	220	3	2 159
Balance of county .....	12	15 894	1 325	81	12	15 894	1 325	81	—	—
Greene County .....	17	58 108	1 874	128	14	21 727	1 643	92	3	36 381
Greensboro .....	13	43 154	913	76	10	6 773	682	40	3	36 381
Balance of county .....	4	14 954	961	52	4	14 954	961	52	—	—
Gwinnett County .....	1 672	16 544 086	912 590	28 451	1 209	8 498 523	591 196	17 506	463	8 045 563
Auburn (part) ▲ .....	—	—	—	—	—	—	—	—	—	—
Buiford (part) ▲ .....	23	90 985	8 958	325	20	79 184	8 703	321	3	11 801
Duluth .....	89	686 279	37 556	1 169	65	456 956	31 040	812	24	229 323
Lawrenceville .....	130	869 546	40 876	1 236	108	388 323	31 093	951	22	481 223
Lilburn .....	50	129 763	5 703	221	35	49 174	4 270	169	15	80 589
Loganville (part) ▲ .....	—	—	—	—	—	—	—	—	—	—
Norcross .....	411	6 943 571	356 963	12 027	288	3 891 431	219 860	6 381	123	3 052 140
Snellville .....	37	223 733	7 237	246	27	34 153	3 342	103	10	189 580
Sugar Hill .....	2	(D)	(D)	AA	2	(D)	(D)	AA	—	—
Balance of county .....	930	(D)	(D)	JJ	664	(D)	(D)	II	266	4 000 907
Habersham County .....	34	46 973	6 296	270	32	(D)	(D)	EE	2	(D)
Cornelia .....	16	26 558	3 328	134	16	26 558	3 328	134	—	—
Balance of county .....	18	20 415	2 968	136	16	(D)	(D)	CC	2	(D)
Hall County .....	247	1 194 197	71 592	3 056	210	887 939	60 786	2 598	37	306 258
Buiford (part) ▲ .....	—	—	—	—	—	—	—	—	—	—
Gainesville .....	176	756 644	44 967	1 780	154	626 803	39 842	1 580	22	129 841
Balance of county .....	71	437 553	26 625	1 276	56	261 136	20 944	1 018	15	176 417
Hancock County .....	4	6 915	268	11	4	6 915	268	11	—	—
Haralson County .....	18	53 284	2 931	148	17	(D)	(D)	CC	1	(D)
Bremen (part) ▲ .....	9	32 195	1 939	92	9	32 195	1 939	92	—	—
Tallapoosa .....	5	(D)	(D)	BB	4	(D)	(D)	BB	1	(D)
Balance of county .....	4	(D)	(D)	BB	4	(D)	(D)	BB	—	—
Harris County .....	12	4 817	429	49	11	(D)	(D)	BB	1	(D)
West Point (part) ▲ .....	1	(D)	(D)	AA	1	(D)	(D)	AA	—	—
Balance of county .....	11	(D)	(D)	BB	10	(D)	(D)	BB	1	(D)
Hart County .....	26	53 861	4 461	238	23	(D)	(D)	CC	3	(D)
Hartwell .....	19	39 311	3 480	192	17	(D)	(D)	CC	2	(D)
Royston (part) ▲ .....	3	(D)	(D)	BB	3	(D)	(D)	BB	—	—
Balance of county .....	4	(D)	(D)	AA	3	(D)	(D)	AA	1	(D)
Heard County .....	4	4 700	171	10	4	4 700	171	10	—	—
Henry County .....	66	101 013	10 168	421	55	71 238	8 551	367	11	29 775
Hampton .....	2	(D)	(D)	BB	2	(D)	(D)	BB	—	—
McDonough .....	21	44 775	3 476	181	19	(D)	(D)	CC	2	(D)
Stockbridge .....	8	12 629	856	29	4	3 462	359	17	4	9 167
Balance of county .....	35	(D)	(D)	CC	30	(D)	(D)	CC	5	(D)
Houston County .....	65	239 889	10 821	441	59	(D)	(D)	EE	6	(D)
Centerville .....	3	(D)	(D)	AA	3	(D)	(D)	AA	—	—
Perry (part) ▲ .....	16	30 510	2 531	122	16	30 510	2 531	122	—	—
Warner Robins .....	38	199 586	7 477	278	32	(D)	(D)	CC	6	(D)
Balance of county .....	8	(D)	(D)	BB	8	(D)	(D)	BB	—	—
Irwin County .....	13	16 461	1 524	93	13	16 461	1 524	93	—	—
Fitzgerald (part) ▲ .....	—	—	—	—	—	—	—	—	—	—
Ocilla .....	12	(D)	(D)	BB	12	(D)	(D)	BB	—	—
Balance of county .....	1	(D)	(D)	AA	1	(D)	(D)	AA	—	—
Jackson County .....	25	115 294	8 674	503	24	(D)	(D)	FF	1	(D)
Commerce .....	6	(D)	(D)	EE	6	(D)	(D)	EE	—	—
Jefferson .....	1	(D)	(D)	AA	—	—	—	—	1	(D)
Balance of county .....	18	(D)	(D)	CC	18	(D)	(D)	CC	—	—
Jasper County .....	2	(D)	(D)	AA	2	(D)	(D)	AA	—	—
Jeff Davis County .....	26	130 520	4 921	234	25	(D)	(D)	CC	1	(D)
Hazlehurst .....	21	(D)	(D)	CC	20	(D)	(D)	CC	1	(D)
Balance of county .....	5	(D)	(D)	BB	5	(D)	(D)	BB	—	—
Jefferson County .....	29	48 381	3 545	221	29	48 381	3 545	221	—	—
Jenkins County .....	12	21 902	1 335	87	12	21 902	1 335	87	—	—
Millen .....	10	(D)	(D)	BB	10	(D)	(D)	BB	—	—
Balance of county .....	2	(D)	(D)	BB	2	(D)	(D)	BB	—	—

**Table 4. Summary Statistics for Counties and for Places With 2,500 Inhabitants or More: 1992—Con.**

[For meaning of abbreviations and symbols, see introductory text. For explanation of terms and comparability of 1987 and 1992 censuses, see appendix A. For information on geographic areas followed by ▲, see appendix F]

Geographic area	Estab- lish- ments (number)	Sales (\$1,000)	Annual payroll (\$1,000)	Paid employees for pay period including March 12 (number)	Merchant wholesalers			Other operating types		
					Estab- lish- ments (number)	Sales (\$1,000)	Annual payroll (\$1,000)	Paid employees for pay period including March 12 (number)	Estab- lish- ments (number)	Sales (\$1,000)
<b>Georgia—Con.</b>										
Johnson County .....	17	37 999	1 826	73	17	37 999	1 826	73	—	—
Jones County .....	9	17 163	893	49	9	17 163	893	49	—	—
Macon (part) ▲ .....	3	(D)	(D)	BB	3	(D)	(D)	BB	—	—
Balance of county .....	6	(D)	(D)	AA	6	(D)	(D)	AA	—	—
Lamar County .....	12	9 762	961	62	12	9 762	961	62	—	—
Barnesville .....	10	(D)	(D)	BB	10	(D)	(D)	BB	—	—
Balance of county .....	2	(D)	(D)	AA	2	(D)	(D)	AA	—	—
Lanier County .....	7	7 204	644	41	7	7 204	644	41	—	—
Laurens County .....	72	126 181	9 491	537	68	114 637	8 435	504	4	11 544
Dublin .....	60	115 080	8 425	475	57	(D)	(D)	EE	3	(D)
East Dublin .....	4	(D)	(D)	AA	4	(D)	(D)	AA	—	—
Balance of county .....	8	(D)	(D)	BB	7	(D)	(D)	BB	1	(D)
Lee County .....	9	18 961	459	34	8	(D)	(D)	BB	1	(D)
Liberty County .....	15	18 020	1 797	111	15	18 020	1 797	111	—	—
Hinesville .....	10	10 464	1 109	81	10	10 464	1 109	81	—	—
Balance of county .....	5	7 556	688	30	5	7 556	688	30	—	—
Lincoln County .....	5	6 502	547	41	5	6 502	547	41	—	—
Long County .....	1	(D)	(D)	AA	1	(D)	(D)	AA	—	—
Lowndes County .....	150	488 132	28 488	1 270	139	449 686	26 512	1 194	11	38 446
Valdosta .....	133	(D)	(D)	GG	123	(D)	(D)	GG	10	(D)
Balance of county .....	17	(D)	(D)	BB	16	(D)	(D)	BB	1	(D)
Lumpkin County .....	9	5 083	560	37	9	5 083	560	37	—	—
Dahlonega .....	5	2 608	378	24	5	2 608	378	24	—	—
Balance of county .....	4	2 475	182	13	4	2 475	182	13	—	—
McDuffie County .....	24	37 499	2 950	162	24	37 499	2 950	162	—	—
Thomson .....	18	22 057	1 848	110	18	22 057	1 848	110	—	—
Balance of county .....	6	15 442	1 102	52	6	15 442	1 102	52	—	—
McIntosh County .....	7	6 451	264	19	6	(D)	(D)	AA	1	(D)
Macon County .....	18	52 829	2 411	123	15	(D)	(D)	CC	3	(D)
Montezuma .....	12	(D)	(D)	BB	11	(D)	(D)	BB	1	(D)
Balance of county .....	6	(D)	(D)	BB	4	(D)	(D)	BB	2	(D)
Madison County .....	16	10 017	1 272	81	16	10 017	1 272	81	—	—
Royston (part) ▲ .....	—	—	—	—	—	—	—	—	—	—
Balance of county .....	16	10 017	1 272	81	16	10 017	1 272	81	—	—
Marion County .....	7	4 477	1 077	164	7	4 477	1 077	164	—	—
Meriwether County .....	15	17 625	1 492	93	15	17 625	1 492	93	—	—
Manchester (part) ▲ .....	6	9 476	374	22	6	9 476	374	22	—	—
Balance of county .....	9	8 149	1 118	71	9	8 149	1 118	71	—	—
Miller County .....	12	79 713	3 215	153	12	79 713	3 215	153	—	—
Mitchell County .....	42	93 265	5 670	328	41	(D)	(D)	EE	1	(D)
Camilla .....	22	63 242	3 735	216	22	63 242	3 735	216	—	—
Pelham .....	12	24 865	1 571	89	12	24 865	1 571	89	—	—
Balance of county .....	8	5 158	364	23	7	(D)	(D)	AA	1	(D)
Monroe County .....	16	5 289	746	68	16	5 289	746	68	—	—
Forsyth .....	7	2 984	353	19	7	2 984	353	19	—	—
Balance of county .....	9	2 305	393	49	9	2 305	393	49	—	—
Montgomery County .....	7	34 027	2 620	136	7	34 027	2 620	136	—	—
Vidalia (part) ▲ .....	5	(D)	(D)	CC	5	(D)	(D)	CC	—	—
Balance of county .....	2	(D)	(D)	BB	2	(D)	(D)	BB	—	—
Morgan County .....	22	83 454	5 517	283	21	(D)	(D)	EE	1	(D)
Madison .....	14	(D)	(D)	CC	13	(D)	(D)	CC	1	(D)
Balance of county .....	8	(D)	(D)	CC	8	(D)	(D)	CC	—	—
Murray County .....	41	155 009	10 303	512	34	79 850	8 786	448	7	75 159
Chatsworth .....	6	(D)	(D)	BB	5	(D)	(D)	AA	1	(D)
Balance of county .....	35	(D)	(D)	EE	29	(D)	(D)	EE	6	(D)
Muscogee County .....	245	929 692	72 056	2 794	212	(D)	(D)	GG	33	(D)
Columbus consolidated city ▲ .....	245	929 692	72 056	2 794	212	(D)	(D)	GG	33	(D)
Columbus city (balance) ▲ .....	245	929 692	72 056	2 794	212	(D)	(D)	GG	33	(D)
Newton County .....	47	287 135	13 300	562	42	93 738	9 872	428	5	193 397
Covington .....	32	272 914	11 288	465	27	79 517	7 860	331	5	193 397
Social Circle (part) ▲ .....	—	—	—	—	—	—	—	—	—	—
Balance of county .....	15	14 221	2 012	97	15	14 221	2 012	97	—	—
Oconee County .....	26	84 661	15 036	362	21	74 900	14 581	336	5	9 761
Oglethorpe County .....	8	3 905	690	44	8	3 905	690	44	—	—
Paulding County .....	27	38 235	2 860	179	24	(D)	(D)	CC	3	(D)
Dallas .....	13	19 741	1 680	89	12	(D)	(D)	BB	1	(D)
Balance of county .....	14	18 494	1 180	90	12	(D)	(D)	BB	2	(D)
Peach County .....	22	29 180	1 985	101	20	(D)	(D)	CC	2	(D)
Fort Valley .....	12	13 338	794	42	11	(D)	(D)	BB	1	(D)
Perry (part) ▲ .....	—	—	—	—	—	—	—	—	—	—
Balance of county .....	10	15 842	1 191	59	9	(D)	(D)	BB	1	(D)

**Table 4. Summary Statistics for Counties and for Places With 2,500 Inhabitants or More: 1992—Con.**

[For meaning of abbreviations and symbols, see introductory text. For explanation of terms and comparability of 1987 and 1992 censuses, see appendix A. For information on geographic areas followed by ▲, see appendix F]

Geographic area	Estab- lish- ments (number)	Sales (\$1,000)	Annual payroll (\$1,000)	Paid employees for pay period including March 12 (number)	Merchant wholesalers			Other operating types		
					Estab- lish- ments (number)	Sales (\$1,000)	Annual payroll (\$1,000)	Paid employees for pay period including March 12 (number)	Estab- lish- ments (number)	Sales (\$1,000)
<b>Georgia—Con.</b>										
Pickens County .....	12	43 563	1 940	75	11	(D)	(D)	BB	1	(D)
Pierce County .....	24	62 247	3 562	243	23	(D)	(D)	CC	1	(D)
Blackshear .....	19	44 862	3 223	226	19	44 862	3 223	226	—	—
Waycross (part) ▲ .....	—	—	—	—	—	—	—	—	—	—
Balance of county .....	5	17 385	339	17	4	(D)	(D)	AA	1	(D)
Pike County .....	6	1 438	113	14	6	1 438	113	14	—	—
Polk County .....	20	100 530	8 007	386	19	(D)	(D)	EE	1	(D)
Cedartown .....	12	(D)	(D)	BB	12	(D)	(D)	BB	—	—
Rockmart .....	4	(D)	(D)	EE	3	(D)	(D)	CC	1	(D)
Balance of county .....	4	(D)	(D)	BB	4	(D)	(D)	BB	—	—
Pulaski County .....	14	87 931	3 839	148	12	(D)	(D)	CC	2	(D)
Hawkinsville .....	13	(D)	(D)	CC	11	56 696	2 815	104	2	(D)
Balance of county .....	1	(D)	(D)	BB	1	(D)	(D)	BB	—	—
Putnam County .....	18	60 870	1 791	98	18	60 870	1 791	98	—	—
Eatonton .....	13	57 689	1 493	77	13	57 689	1 493	77	—	—
Balance of county .....	5	3 181	298	21	5	3 181	298	21	—	—
Quitman County .....	—	—	—	—	—	—	—	—	—	—
Rabun County .....	10	12 439	532	32	8	(D)	(D)	BB	2	(D)
Randolph County .....	14	22 797	1 713	80	14	22 797	1 713	80	—	—
Cuthbert .....	10	17 445	1 362	61	10	17 445	1 362	61	—	—
Balance of county .....	4	5 352	351	19	4	5 352	351	19	—	—
Richmond County .....	305	1 029 668	86 235	3 324	276	916 522	78 228	3 111	29	113 146
Augusta .....	156	530 249	49 942	1 802	139	458 166	43 309	1 632	17	72 083
Balance of county .....	149	499 419	36 293	1 522	137	458 356	34 919	1 479	12	41 063
Rockdale County .....	111	809 364	33 924	970	85	214 124	21 059	679	26	595 240
Conyers .....	71	132 825	12 620	437	57	(D)	(D)	EE	14	(D)
Balance of county .....	40	676 539	21 304	533	28	(D)	(D)	EE	12	(D)
Schley County .....	6	13 591	616	25	4	(D)	(D)	AA	2	(D)
Screven County .....	19	37 112	2 090	143	19	37 112	2 090	143	—	—
Sylvania .....	18	(D)	(D)	CC	18	(D)	(D)	CC	—	—
Balance of county .....	1	(D)	(D)	AA	1	(D)	(D)	AA	—	—
Seminole County .....	20	70 812	3 077	233	19	(D)	(D)	CC	1	(D)
Donalsonville .....	17	(D)	(D)	CC	16	(D)	(D)	CC	1	(D)
Balance of county .....	3	(D)	(D)	BB	3	(D)	(D)	BB	—	—
Spalding County .....	58	274 725	13 587	586	51	203 290	10 082	468	7	71 435
Griffin .....	48	270 476	13 175	556	41	199 041	9 670	438	7	71 435
Balance of county .....	10	4 249	412	30	10	4 249	412	30	—	—
Stephens County .....	33	46 796	2 778	187	27	32 650	2 481	149	6	14 146
Toccoa .....	25	33 261	2 450	137	22	(D)	(D)	CC	3	(D)
Balance of county .....	8	13 535	328	50	5	(D)	(D)	AA	3	(D)
Stewart County .....	8	14 000	910	48	8	14 000	910	48	—	—
Sumter County .....	58	133 202	9 684	589	51	94 318	7 773	477	7	38 884
Americus .....	37	79 874	6 797	400	34	(D)	(D)	EE	3	(D)
Balance of county .....	21	53 328	2 887	189	17	(D)	(D)	CC	4	(D)
Talbot County .....	3	(D)	(D)	AA	3	(D)	(D)	AA	—	—
Manchester (part) ▲ .....	—	—	—	—	—	—	—	—	—	—
Balance of county .....	3	(D)	(D)	AA	3	(D)	(D)	AA	—	—
Taliaferro County .....	2	(D)	(D)	AA	2	(D)	(D)	AA	—	—
Tattnall County .....	25	49 590	7 544	384	23	(D)	(D)	EE	2	(D)
Glennville .....	13	40 120	6 444	326	12	(D)	(D)	EE	1	(D)
Balance of county .....	12	9 470	1 100	58	11	(D)	(D)	BB	1	(D)
Taylor County .....	10	29 929	1 152	64	9	(D)	(D)	BB	1	(D)
Telfair County .....	20	44 922	3 175	241	20	44 922	3 175	241	—	—
McRae .....	13	24 778	1 370	99	13	24 778	1 370	99	—	—
Balance of county .....	7	20 144	1 805	142	7	20 144	1 805	142	—	—
Terrell County .....	17	92 078	3 200	183	17	92 078	3 200	183	—	—
Dawson .....	13	83 254	2 669	155	13	83 254	2 669	155	—	—
Balance of county .....	4	8 824	531	28	4	8 824	531	28	—	—
Thomas County .....	83	220 003	18 468	873	79	206 541	17 652	844	4	13 462
Thomasville .....	64	181 653	13 158	644	61	(D)	(D)	FF	3	(D)
Balance of county .....	19	38 350	5 310	229	18	(D)	(D)	CC	1	(D)
Tift County .....	90	228 746	16 485	734	79	182 709	13 289	593	11	46 037
Tifton .....	72	187 535	13 128	578	63	(D)	(D)	EE	9	(D)
Balance of county .....	18	41 211	3 357	156	16	(D)	(D)	CC	2	(D)
Toombs County .....	53	235 835	10 471	445	46	80 354	6 111	303	7	155 481
Lyons .....	17	155 609	4 322	148	14	(D)	(D)	BB	3	(D)
Vidalia (part) ▲ .....	31	(D)	(D)	EE	27	(D)	(D)	CC	4	(D)
Balance of county .....	5	(D)	(D)	BB	5	(D)	(D)	BB	—	—
Towns County .....	5	(D)	(D)	AA	4	(D)	(D)	AA	1	(D)
Treutlen County .....	5	(D)	(D)	AA	4	(D)	(D)	AA	1	(D)
Soperton .....	5	(D)	(D)	AA	4	(D)	(D)	AA	1	(D)
Balance of county .....	—	—	—	—	—	—	—	—	—	—

**Table 4. Summary Statistics for Counties and for Places With 2,500 Inhabitants or More: 1992—Con.**

[For meaning of abbreviations and symbols, see introductory text. For explanation of terms and comparability of 1987 and 1992 censuses, see appendix A. For information on geographic areas followed by ▲, see appendix F]

Geographic area	Estab-lish-ments (number)	Sales (\$1,000)	Annual payroll (\$1,000)	Paid employees for pay period including March 12 (number)	Merchant wholesalers			Other operating types		
					Estab-lish-ments (number)	Sales (\$1,000)	Annual payroll (\$1,000)	Paid employees for pay period including March 12 (number)	Estab-lish-ments (number)	Sales (\$1,000)
<b>Georgia—Con.</b>										
Troup County .....	83	211 127	16 826	714	76	199 967	16 227	692	7	11 160
Hogansville .....	2	(D)	(D)	AA	1	(D)	(D)	AA	1	(D)
La Grange .....	65	184 335	14 541	618	61	175 949	14 005	600	4	8 386
West Point (part) ▲ .....	7	(D)	(D)	BB	7	(D)	(D)	BB	—	—
Balance of county .....	9	3 496	480	27	7	(D)	(D)	BB	2	(D)
Turner County .....	19	151 925	4 281	188	18	(D)	(D)	CC	1	(D)
Ashburn .....	11	(D)	(D)	CC	10	(D)	(D)	CC	1	(D)
Balance of county .....	8	(D)	(D)	BB	8	(D)	(D)	BB	—	—
Twiggs County .....	3	2 246	146	9	3	2 246	146	9	—	—
Union County .....	8	13 518	1 012	67	7	(D)	(D)	BB	1	(D)
Upson County .....	23	21 101	1 849	132	21	(D)	(D)	BB	2	(D)
Thomaston .....	20	(D)	(D)	BB	19	(D)	(D)	BB	1	(D)
Balance of county .....	3	(D)	(D)	BB	2	(D)	(D)	AA	1	(D)
Walker County .....	61	141 442	8 453	447	56	103 838	6 889	390	5	37 604
Fort Oglethorpe (part) ▲ .....	—	—	—	—	—	—	—	—	—	—
La Fayette .....	23	30 198	3 385	194	22	(D)	(D)	CC	1	(D)
Rossville .....	19	62 160	2 477	121	15	(D)	(D)	BB	4	(D)
Balance of county .....	19	49 084	2 591	132	19	49 084	2 591	132	—	—
Walton County .....	42	99 243	7 640	318	38	(D)	(D)	EE	4	(D)
Loganville (part) ▲ .....	8	38 010	2 211	85	7	(D)	(D)	BB	1	(D)
Monroe .....	22	30 498	2 629	144	21	(D)	(D)	CC	1	(D)
Social Circle (part) ▲ .....	4	(D)	(D)	BB	3	(D)	(D)	BB	1	(D)
Balance of county .....	8	(D)	(D)	BB	7	8 062	797	39	1	(D)
Ware County .....	71	166 074	10 721	605	65	145 806	9 554	543	6	20 268
Waycross (part) ▲ .....	61	153 686	9 857	552	56	(D)	(D)	EE	5	(D)
Balance of county .....	10	12 388	864	53	9	(D)	(D)	BB	1	(D)
Warren County .....	3	(D)	(D)	BB	2	(D)	(D)	AA	1	(D)
Washington County .....	20	39 606	3 146	160	20	39 606	3 146	160	—	—
Sandersville .....	13	20 091	1 978	90	13	20 091	1 978	90	—	—
Balance of county .....	7	19 515	1 168	70	7	19 515	1 168	70	—	—
Wayne County .....	21	34 109	1 451	142	17	22 722	1 176	122	4	11 387
Jesup .....	19	(D)	(D)	CC	16	(D)	(D)	BB	3	(D)
Balance of county .....	2	(D)	(D)	BB	1	(D)	(D)	BB	1	(D)
Webster County .....	3	2 688	205	14	3	2 688	205	14	—	—
Wheeler County .....	2	(D)	(D)	AA	1	(D)	(D)	AA	1	(D)
White County .....	12	23 884	1 770	124	11	(D)	(D)	BB	1	(D)
Whitfield County .....	352	3 561 075	113 885	4 315	311	724 406	60 135	2 596	41	2 836 669
Dalton .....	282	2 069 372	67 342	2 380	247	(D)	(D)	GG	35	(D)
Balance of county .....	70	1 491 703	46 543	1 935	64	(D)	(D)	FF	6	(D)
Wilcox County .....	11	7 650	529	34	10	(D)	(D)	BB	1	(D)
Wilkes County .....	26	76 063	6 204	260	23	62 876	5 885	229	3	13 187
Washington .....	23	74 023	6 006	250	20	60 836	5 687	219	3	13 187
Balance of county .....	3	2 040	198	10	3	2 040	198	10	—	—
Wilkinson County .....	8	(D)	(D)	BB	7	(D)	(D)	BB	1	(D)
Worth County .....	32	108 529	6 147	344	28	79 904	5 726	266	4	28 625
Sylvester .....	18	76 634	3 408	234	15	(D)	(D)	CC	3	(D)
Balance of county .....	14	31 895	2 739	110	13	(D)	(D)	CC	1	(D)

**Table 5. Summary Statistics for Places With 200 Establishments or More: 1992**

[For meaning of abbreviations and symbols, see introductory text. For explanation of terms and comparability of 1987 and 1992 censuses, see appendix A. For information on geographic areas followed by ▲, see appendix F]

SIC code	Geographic area and kind of business	Estab-lish-ments (number)	Sales (\$1,000)	Annual payroll (\$1,000)	Paid employees for pay period including March 12 (number)	Merchant wholesalers				Other operating types	
						Estab-lish-ments (number)	Sales (\$1,000)	Annual payroll (\$1,000)	Paid employees for pay period including March 12 (number)	Estab-lish-ments (number)	Sales (\$1,000)
<b>ALBANY</b>											
	Wholesale trade -----	237	1 030 324	56 897	2 364	218	908 195	51 090	2 132	19	122 129
50	Durable goods -----	155	(D)	(D)	GG	149	251 677	31 874	1 297	6	(D)
501	Motor vehicles and motor vehicle parts and supplies -----	35	(D)	(D)	EE	35	(D)	(D)	EE	—	—
502	Furniture and homefurnishings -----	1	(D)	(D)	AA	1	(D)	(D)	AA	—	—
503	Lumber and other construction materials -----	9	(D)	(D)	BB	9	(D)	(D)	BB	—	—
504	Professional and commercial equipment and supplies -----	27	(D)	(D)	CC	23	(D)	(D)	CC	4	2 085
505	Metals and minerals, except petroleum -----	4	(D)	(D)	BB	4	(D)	(D)	BB	—	—
506	Electrical goods -----	12	(D)	(D)	BB	12	(D)	(D)	BB	—	—
507	Hardware, and plumbing and heating equipment and supplies -----	10	21 916	2 737	113	10	21 916	2 737	113	—	—
508	Machinery, equipment, and supplies -----	49	93 515	13 038	496	47	(D)	(D)	EE	2	(D)
509	Miscellaneous durable goods -----	8	3 744	607	36	8	3 744	607	36	—	—
51	Nondurable goods -----	82	(D)	(D)	GG	69	656 518	19 216	835	13	(D)
511	Paper and paper products -----	11	(D)	(D)	CC	10	(D)	(D)	CC	1	(D)
512	Drugs, drug proprietaries, and druggists' sundries -----	2	(D)	(D)	AA	2	(D)	(D)	AA	—	—
513	Apparel, piece goods, and notions -----	1	(D)	(D)	AA	1	(D)	(D)	AA	—	—
514	Groceries and related products -----	16	81 893	5 040	253	8	16 517	1 579	91	8	65 376
515	Farm-product raw materials -----	5	(D)	(D)	BB	4	(D)	(D)	BB	1	(D)
516	Chemicals and allied products -----	8	(D)	(D)	BB	7	7 379	745	38	1	(D)
517	Petroleum and petroleum products -----	9	(D)	(D)	BB	9	(D)	(D)	BB	—	—
518	Beer, wine, and distilled alcoholic beverages -----	7	88 969	6 739	242	7	88 969	6 739	242	—	—
519	Miscellaneous nondurable goods -----	23	(D)	(D)	CC	21	(D)	(D)	CC	2	(D)
<b>ATLANTA ▲</b>											
	Wholesale trade -----	1 304	14 161 509	700 493	19 873	936	4 463 626	390 205	12 810	368	9 697 883
50	Durable goods -----	794	8 852 833	471 643	12 831	625	2 668 454	243 549	8 185	169	6 184 379
501	Motor vehicles and motor vehicle parts and supplies -----	94	(D)	(D)	GG	78	(D)	(D)	GG	16	(D)
5012	Automobiles and other motor vehicles -----	16	3 621 888	17 679	588	13	(D)	(D)	EE	3	(D)
5013	Motor vehicle supplies and new parts -----	59	(D)	(D)	FF	49	(D)	(D)	FF	10	(D)
5014	Tires and tubes -----	14	(D)	(D)	EE	11	45 743	7 242	258	3	(D)
5015	Motor vehicle parts, used -----	5	7 615	1 567	67	5	7 615	1 567	67	—	—
502	Furniture and homefurnishings -----	155	724 498	44 763	1 397	110	272 994	31 583	1 090	45	451 504
5021	Furniture -----	76	433 121	24 754	803	52	153 518	16 641	617	24	279 603
5023	Homefurnishings -----	79	291 377	20 009	594	58	119 476	14 942	473	21	171 901
503	Lumber and other construction materials -----	59	445 041	29 810	1 070	43	246 165	24 997	929	16	198 876
5031	Lumber, plywood, millwork, and wood panels -----	25	182 105	12 516	509	18	128 087	11 023	457	7	54 018
5032	Brick, stone, and related construction materials -----	11	(D)	(D)	BB	8	(D)	(D)	BB	3	(D)
5033	Roofing, siding, and insulation materials -----	11	174 815	6 828	202	8	(D)	(D)	CC	3	(D)
5039	Construction materials, n.e.c. -----	12	(D)	(D)	EE	9	(D)	(D)	EE	3	(D)
504	Professional and commercial equipment and supplies -----	105	1 308 627	185 907	3 751	81	394 047	35 865	1 121	24	914 580
5043	Photographic equipment and supplies -----	7	(D)	(D)	CC	6	(D)	(D)	BB	1	(D)
5044	Office equipment -----	14	175 904	29 678	691	12	(D)	(D)	CC	2	(D)
5045	Computers and computer peripheral equipment and software -----	32	777 233	132 499	2 359	25	(D)	(D)	EE	7	(D)
5046	Commercial equipment, n.e.c. -----	20	(D)	(D)	CC	17	(D)	(D)	CC	3	(D)
5047	Medical, dental, and hospital equipment and supplies -----	27	178 646	9 340	258	17	(D)	(D)	CC	10	(D)
5048	Ophthalmic goods -----	2	(D)	(D)	AA	2	(D)	(D)	AA	—	—
5049	Professional equipment and supplies, n.e.c. -----	3	(D)	(D)	BB	2	(D)	(D)	BB	1	(D)
505	Metals and minerals, except petroleum -----	33	301 106	15 284	485	27	271 830	13 971	441	6	29 276
5051	Metals service centers and offices -----	32	(D)	(D)	EE	26	(D)	(D)	EE	6	29 276
5052	Coal and other minerals and ores -----	1	(D)	(D)	AA	1	(D)	(D)	AA	—	—
506	Electrical goods -----	54	890 235	44 325	1 157	38	145 999	14 109	456	16	744 236
5063	Electrical apparatus and equipment, wiring supplies, and construction materials -----	39	(D)	(D)	FF	28	136 051	13 358	424	11	(D)
5064	Electrical appliances, television and radio sets -----	6	8 202	316	22	5	(D)	(D)	AA	1	(D)
5065	Electronic parts and equipment, n.e.c. -----	9	(D)	(D)	FF	5	(D)	(D)	AA	4	(D)
507	Hardware, and plumbing and heating equipment and supplies -----	52	(D)	(D)	EE	37	(D)	(D)	EE	15	(D)
5072	Hardware -----	18	39 866	4 821	163	15	32 771	4 332	146	3	7 095
5074	Plumbing and heating equipment and supplies (hydronics) -----	17	59 459	5 258	165	10	23 230	3 292	112	7	36 229
5075	Warm air heating and air-conditioning equipment and supplies -----	14	(D)	(D)	BB	10	(D)	(D)	BB	4	(D)
5078	Refrigeration equipment and supplies -----	3	(D)	(D)	BB	2	(D)	(D)	AA	1	(D)
508	Machinery, equipment, and supplies -----	119	456 927	52 529	1 556	98	(D)	(D)	GG	21	(D)
5082	Construction and mining (except petroleum) machinery and equipment -----	5	(D)	(D)	BB	4	(D)	(D)	BB	1	(D)
5083	Farm and garden machinery and equipment -----	2	(D)	(D)	AA	2	(D)	(D)	AA	—	—
5084	Industrial machinery and equipment -----	53	180 496	19 316	525	40	113 271	15 586	451	13	67 225
5085	Industrial supplies -----	32	172 842	16 054	471	27	132 376	12 900	422	5	40 466
5087	Service establishment equipment and supplies -----	24	58 989	9 954	337	22	(D)	(D)	EE	2	(D)
5088	Transportation equipment and supplies, except motor vehicles -----	3	(D)	(D)	CC	3	(D)	(D)	CC	—	—

GA-32 GEORGIA

WHOLESALE TRADE—GEOGRAPHIC AREA SERIES



**Table 5. Summary Statistics for Places With 200 Establishments or More: 1992 —Con.**

[For meaning of abbreviations and symbols, see introductory text. For explanation of terms and comparability of 1987 and 1992 censuses, see appendix A. For information on geographic areas followed by ▲, see appendix F]

SIC code	Geographic area and kind of business	Estab-lish-ments (number)	Sales (\$1,000)	Annual payroll (\$1,000)	Paid employees for pay period including March 12 (number)	Merchant wholesalers			Other operating types		
						Estab-lish-ments (number)	Sales (\$1,000)	Annual payroll (\$1,000)	Paid employees for pay period including March 12 (number)	Estab-lish-ments (number)	Sales (\$1,000)
<b>ATLANTA ▲—Con.</b>											
<b>50</b>	<b>Durable goods —Con.</b>										
509	Miscellaneous durable goods -----	123	(D)	(D)	GG	113	(D)	(D)	FF	10	109 781
5091	Sporting and recreational goods and supplies ----	5	56 222	2 485	65	2	(D)	(D)	BB	3	(D)
5092	Toys and hobby goods and supplies -----	4	(D)	(D)	BB	3	(D)	(D)	BB	1	(D)
5093	Scrap and waste materials -----	38	142 516	15 426	550	38	142 516	15 426	550	—	—
5094	Jewelry, watches, precious stones, and precious metals-----	59	(D)	(D)	CC	54	(D)	(D)	CC	5	52 823
5099	Durable goods, n.e.c. -----	17	(D)	(D)	CC	16	(D)	(D)	CC	1	(D)
<b>51</b>	<b>Nondurable goods -----</b>	<b>510</b>	<b>5 308 676</b>	<b>228 850</b>	<b>7 042</b>	<b>311</b>	<b>1 795 172</b>	<b>146 656</b>	<b>4 625</b>	<b>199</b>	<b>3 513 504</b>
511	Paper and paper products -----	48	555 725	29 590	871	32	216 635	22 390	686	16	339 090
5111	Printing and writing paper -----	9	213 129	5 507	163	5	57 165	2 584	82	4	155 964
5112	Stationery and office supplies -----	23	59 694	8 046	307	18	55 087	7 535	287	5	4 607
5113	Industrial and personal service paper -----	16	282 902	16 037	401	9	104 383	12 271	317	7	178 519
512	Drugs, drug proprietaries, and druggists' sundries ---	14	360 209	13 667	300	10	(D)	(D)	BB	4	(D)
5122	Drugs, drug proprietaries, and druggists' sundries -	14	360 209	13 667	300	10	(D)	(D)	BB	4	(D)
513	Apparel, piece goods, and notions -----	137	809 791	31 310	1 181	65	94 170	10 957	423	72	715 621
5131	Piece goods, notions, and other dry goods -----	29	167 152	11 891	554	19	34 728	5 097	178	10	132 424
5136	Men's and boys' clothing and furnishings -----	25	(D)	(D)	EE	12	(D)	(D)	BB	13	(D)
5137	Women's, children's, and infants' clothing and accessories -----	79	406 730	10 741	337	32	(D)	(D)	CC	47	(D)
5139	Footwear -----	4	(D)	(D)	BB	2	(D)	(D)	BB	2	(D)
514	Groceries and related products -----	84	1 447 287	57 175	2 075	67	720 983	39 778	1 570	17	726 304
5141	Groceries, general line -----	13	(D)	(D)	EE	12	(D)	(D)	EE	1	(D)
5142	Packaged frozen foods -----	12	217 983	6 485	254	6	89 217	1 860	56	6	128 766
5143	Dairy products, except dried or canned -----	7	96 683	4 523	139	6	(D)	(D)	CC	1	(D)
5144	Poultry and poultry products -----	1	(D)	(D)	AA	1	(D)	(D)	AA	—	—
5145	Confectionery -----	1	(D)	(D)	BB	1	(D)	(D)	BB	—	—
5146	Fish and seafoods -----	3	(D)	(D)	CC	3	(D)	(D)	CC	—	—
5147	Meats and meat products -----	12	(D)	(D)	FF	12	(D)	(D)	FF	—	—
5148	Fresh fruits and vegetables -----	4	4 432	529	35	4	4 432	529	35	—	—
5149	Groceries and related products, n.e.c. -----	31	612 597	18 168	574	22	(D)	(D)	EE	9	(D)
515	Farm-product raw materials -----	4	(D)	(D)	AA	3	(D)	(D)	AA	1	(D)
5153	Grain and field beans -----	2	(D)	(D)	AA	1	(D)	(D)	AA	1	(D)
5154	Livestock -----	—	—	—	—	—	—	—	—	—	—
5159	Farm-product raw materials, n.e.c. -----	2	(D)	(D)	AA	2	(D)	(D)	AA	—	—
516	Chemicals and allied products -----	44	1 076 459	22 467	550	25	141 987	12 586	300	19	934 472
5162	Plastics materials and basic forms and shapes ---	8	51 625	2 232	59	4	10 114	849	34	4	41 511
5169	Chemicals and allied products, n.e.c. -----	36	1 024 834	20 235	491	21	131 873	11 737	266	15	892 961
517	Petroleum and petroleum products -----	15	(D)	(D)	CC	11	(D)	(D)	CC	4	(D)
5171	Petroleum bulk stations and terminals -----	7	(D)	(D)	BB	6	(D)	(D)	BB	1	(D)
5172	Petroleum and petroleum products wholesalers, except bulk stations and terminals -----	8	209 153	2 004	54	5	(D)	(D)	BB	3	(D)
518	Beer, wine, and distilled alcoholic beverages -----	12	(D)	(D)	FF	6	(D)	(D)	FF	6	(D)
5181	Beer and ale -----	3	(D)	(D)	EE	3	(D)	(D)	EE	—	—
5182	Wine and distilled alcoholic beverages -----	9	(D)	(D)	EE	3	(D)	(D)	EE	6	(D)
519	Miscellaneous nondurable goods -----	152	(D)	(D)	GG	92	(D)	(D)	FF	60	(D)
5191	Farm supplies -----	10	16 772	777	23	7	4 722	273	8	3	12 050
5192	Books, periodicals, and newspapers -----	16	112 389	5 532	156	7	33 859	1 099	56	9	78 530
5193	Flowers, nursery stock, and florists' supplies ----	16	16 827	2 880	120	15	(D)	(D)	CC	1	(D)
5194	Tobacco and tobacco products -----	3	(D)	(D)	BB	3	(D)	(D)	BB	—	—
5198	Paints, varnishes, and supplies -----	19	37 627	4 472	184	9	19 394	2 739	118	10	18 233
5199	Nondurable goods, n.e.c. -----	88	270 458	18 886	675	51	(D)	(D)	EE	37	(D)
<b>COLUMBUS CITY (BALANCE) ▲</b> (Coextensive with Muscogee County, GA; see table 6.)											
<b>DALTON</b>											
	<b>Wholesale trade -----</b>	<b>282</b>	<b>2 069 372</b>	<b>67 342</b>	<b>2 380</b>	<b>247</b>	<b>(D)</b>	<b>(D)</b>	<b>GG</b>	<b>35</b>	<b>(D)</b>
<b>50</b>	<b>Durable goods -----</b>	<b>189</b>	<b>971 637</b>	<b>43 428</b>	<b>1 622</b>	<b>174</b>	<b>(D)</b>	<b>(D)</b>	<b>GG</b>	<b>15</b>	<b>(D)</b>
501	Motor vehicles and motor vehicle parts and supplies -----	15	19 908	2 677	112	14	(D)	(D)	CC	1	(D)
502	Furniture and homefurnishings -----	103	818 561	25 054	910	93	(D)	(D)	FF	10	(D)
503	Lumber and other construction materials -----	2	(D)	(D)	BB	2	(D)	(D)	BB	—	—
504	Professional and commercial equipment and supplies -----	7	(D)	(D)	BB	6	4 491	857	37	1	(D)
505	Metals and minerals, except petroleum -----	3	4 936	907	39	3	4 936	907	39	—	—
506	Electrical goods -----	10	(D)	(D)	CC	10	(D)	(D)	CC	—	—

**Table 5. Summary Statistics for Places With 200 Establishments or More: 1992 —Con.**

[For meaning of abbreviations and symbols, see introductory text. For explanation of terms and comparability of 1987 and 1992 censuses, see appendix A. For information on geographic areas followed by ▲, see appendix F]

SIC code	Geographic area and kind of business	Estab-lish-ments (number)	Sales (\$1,000)	Annual payroll (\$1,000)	Paid employees for pay period including March 12 (number)	Merchant wholesalers				Other operating types	
						Estab-lish-ments (number)	Sales (\$1,000)	Annual payroll (\$1,000)	Paid employees for pay period including March 12 (number)	Estab-lish-ments (number)	Sales (\$1,000)
<b>DALTON — Con.</b>											
<b>50</b>	<b>Durable goods — Con.</b>										
507	Hardware, and plumbing and heating equipment and supplies -----	6	(D)	(D)	BB	6	(D)	(D)	BB	—	—
508	Machinery, equipment, and supplies -----	30	(D)	(D)	EE	29	(D)	(D)	EE	1	(D)
509	Miscellaneous durable goods -----	13	(D)	(D)	CC	11	(D)	(D)	CC	2	(D)
<b>51</b>	<b>Nondurable goods -----</b>	<b>93</b>	<b>1 097 735</b>	<b>23 914</b>	<b>758</b>	<b>73</b>	<b>(D)</b>	<b>(D)</b>	<b>FF</b>	<b>20</b>	<b>(D)</b>
511	Paper and paper products -----	7	(D)	(D)	BB	6	6 929	975	47	1	(D)
512	Drugs, drug proprietaries, and druggists' sundries ---	1	(D)	(D)	AA	1	(D)	(D)	AA	—	—
513	Apparel, piece goods, and notions -----	17	(D)	(D)	CC	15	(D)	(D)	CC	2	(D)
514	Groceries and related products -----	4	(D)	(D)	BB	3	(D)	(D)	AA	1	(D)
515	Farm-product raw materials -----	—	—	—	—	—	—	—	—	—	—
516	Chemicals and allied products -----	27	607 201	11 265	282	22	(D)	(D)	CC	5	(D)
517	Petroleum and petroleum products -----	6	(D)	(D)	BB	6	(D)	(D)	BB	—	—
518	Beer, wine, and distilled alcoholic beverages -----	1	(D)	(D)	BB	1	(D)	(D)	BB	—	—
519	Miscellaneous nondurable goods -----	30	(D)	(D)	CC	19	(D)	(D)	CC	11	(D)
<b>MACON ▲</b>											
	<b>Wholesale trade -----</b>	<b>303</b>	<b>1 013 429</b>	<b>95 806</b>	<b>3 798</b>	<b>263</b>	<b>805 874</b>	<b>79 941</b>	<b>3 217</b>	<b>40</b>	<b>207 555</b>
<b>50</b>	<b>Durable goods -----</b>	<b>208</b>	<b>522 769</b>	<b>59 767</b>	<b>2 269</b>	<b>189</b>	<b>462 457</b>	<b>53 993</b>	<b>2 116</b>	<b>19</b>	<b>60 312</b>
501	Motor vehicles and motor vehicle parts and supplies -----	46	142 319	14 460	610	45	(D)	(D)	FF	1	(D)
502	Furniture and homefurnishings -----	8	(D)	(D)	BB	7	(D)	(D)	BB	1	(D)
503	Lumber and other construction materials -----	15	47 786	3 257	157	12	(D)	(D)	CC	3	(D)
504	Professional and commercial equipment and supplies -----	22	(D)	(D)	EE	21	(D)	(D)	CC	1	(D)
505	Metals and minerals, except petroleum -----	6	(D)	(D)	BB	5	(D)	(D)	BB	1	(D)
506	Electrical goods -----	30	81 564	6 874	264	23	(D)	(D)	CC	7	(D)
507	Hardware, and plumbing and heating equipment and supplies -----	23	49 901	5 127	226	21	(D)	(D)	CC	2	(D)
508	Machinery, equipment, and supplies -----	44	(D)	(D)	EE	41	(D)	(D)	EE	3	(D)
509	Miscellaneous durable goods -----	14	(D)	(D)	CC	14	(D)	(D)	CC	—	—
<b>51</b>	<b>Nondurable goods -----</b>	<b>95</b>	<b>490 660</b>	<b>36 039</b>	<b>1 529</b>	<b>74</b>	<b>343 417</b>	<b>25 948</b>	<b>1 101</b>	<b>21</b>	<b>147 243</b>
511	Paper and paper products -----	19	(D)	(D)	EE	12	(D)	(D)	CC	7	(D)
512	Drugs, drug proprietaries, and druggists' sundries ---	1	(D)	(D)	BB	1	(D)	(D)	BB	—	—
513	Apparel, piece goods, and notions -----	3	(D)	(D)	AA	2	(D)	(D)	AA	1	(D)
514	Groceries and related products -----	19	146 448	12 782	574	13	(D)	(D)	EE	6	(D)
515	Farm-product raw materials -----	1	(D)	(D)	AA	—	—	—	—	1	(D)
516	Chemicals and allied products -----	8	(D)	(D)	BB	7	(D)	(D)	BB	1	(D)
517	Petroleum and petroleum products -----	8	93 333	1 963	113	7	(D)	(D)	CC	1	(D)
518	Beer, wine, and distilled alcoholic beverages -----	7	(D)	(D)	CC	7	(D)	(D)	CC	—	—
519	Miscellaneous nondurable goods -----	29	(D)	(D)	CC	25	(D)	(D)	CC	4	(D)
<b>MARIETTA</b>											
	<b>Wholesale trade -----</b>	<b>264</b>	<b>1 591 147</b>	<b>107 656</b>	<b>3 257</b>	<b>197</b>	<b>839 825</b>	<b>75 770</b>	<b>2 460</b>	<b>67</b>	<b>751 322</b>
<b>50</b>	<b>Durable goods -----</b>	<b>194</b>	<b>985 945</b>	<b>78 750</b>	<b>2 283</b>	<b>143</b>	<b>654 661</b>	<b>55 604</b>	<b>1 710</b>	<b>51</b>	<b>331 284</b>
501	Motor vehicles and motor vehicle parts and supplies -----	17	46 101	3 773	170	14	(D)	(D)	CC	3	(D)
502	Furniture and homefurnishings -----	12	95 398	3 210	86	4	7 101	685	18	8	88 297
503	Lumber and other construction materials -----	18	83 823	7 195	243	11	47 031	5 914	193	7	36 792
504	Professional and commercial equipment and supplies -----	37	144 366	23 878	608	32	117 189	16 694	455	5	27 177
505	Metals and minerals, except petroleum -----	8	39 799	2 599	82	8	39 799	2 599	82	—	—
506	Electrical goods -----	31	93 046	10 876	325	25	62 459	6 638	212	6	30 587
507	Hardware, and plumbing and heating equipment and supplies -----	17	71 405	4 376	159	13	32 743	2 625	113	4	38 662
508	Machinery, equipment, and supplies -----	46	312 920	15 956	399	30	224 214	10 447	282	16	88 706
509	Miscellaneous durable goods -----	8	99 087	6 887	211	6	(D)	(D)	CC	2	(D)
<b>51</b>	<b>Nondurable goods -----</b>	<b>70</b>	<b>605 202</b>	<b>28 906</b>	<b>974</b>	<b>54</b>	<b>185 164</b>	<b>20 166</b>	<b>750</b>	<b>16</b>	<b>420 038</b>
511	Paper and paper products -----	14	82 874	4 454	195	11	(D)	(D)	CC	3	(D)
512	Drugs, drug proprietaries, and druggists' sundries ---	4	18 327	2 922	98	4	18 327	2 922	98	—	—
513	Apparel, piece goods, and notions -----	10	70 754	4 425	111	6	16 036	1 300	43	4	54 718
514	Groceries and related products -----	17	174 978	5 822	190	13	44 026	3 005	110	4	130 952
515	Farm-product raw materials -----	—	—	—	—	—	—	—	—	—	—
516	Chemicals and allied products -----	8	(D)	(D)	CC	6	(D)	(D)	CC	2	(D)
517	Petroleum and petroleum products -----	2	(D)	(D)	AA	2	(D)	(D)	AA	—	—
518	Beer, wine, and distilled alcoholic beverages -----	2	(D)	(D)	CC	2	(D)	(D)	CC	—	—
519	Miscellaneous nondurable goods -----	13	(D)	(D)	BB	10	(D)	(D)	BB	3	(D)

**Table 5. Summary Statistics for Places With 200 Establishments or More: 1992 —Con.**

[For meaning of abbreviations and symbols, see introductory text. For explanation of terms and comparability of 1987 and 1992 censuses, see appendix A. For information on geographic areas followed by ▲, see appendix F]

SIC code	Geographic area and kind of business	Estab-lish-ments (number)	Sales (\$1,000)	Annual payroll (\$1,000)	Paid employees for pay period including March 12 (number)	Merchant wholesalers			Other operating types		
						Estab-lish-ments (number)	Sales (\$1,000)	Annual payroll (\$1,000)	Paid employees for pay period including March 12 (number)	Estab-lish-ments (number)	Sales (\$1,000)
<b>NORCROSS</b>											
	Wholesale trade .....	411	6 943 571	356 963	12 027	288	3 891 431	219 860	6 381	123	3 052 140
50	Durable goods .....	331	4 861 481	297 930	7 729	230	3 352 446	197 216	5 506	101	1 509 035
501	Motor vehicles and motor vehicle parts and supplies .....	24	1 020 003	45 469	1 366	21	1 009 189	44 364	1 284	3	10 814
502	Furniture and homefurnishings .....	18	85 354	7 277	252	16	(D)	(D)	CC	2	(D)
503	Lumber and other construction materials .....	16	193 314	9 201	238	13	133 989	7 028	166	3	59 325
504	Professional and commercial equipment and supplies .....	86	1 386 223	110 236	2 657	66	1 040 171	69 595	1 795	20	346 052
505	Metals and minerals, except petroleum .....	15	200 107	9 458	330	11	92 429	8 834	316	4	107 678
506	Electrical goods .....	62	773 089	35 912	869	36	504 679	23 069	587	26	268 410
507	Hardware, and plumbing and heating equipment and supplies .....	23	178 670	11 306	350	18	101 734	6 411	211	5	76 936
508	Machinery, equipment, and supplies .....	69	850 773	60 086	1 368	36	294 361	23 181	649	33	556 412
509	Miscellaneous durable goods .....	18	173 948	8 985	299	13	(D)	(D)	EE	5	(D)
51	Nondurable goods .....	80	2 082 090	59 033	4 298	58	538 985	22 644	875	22	1 543 105
511	Paper and paper products .....	18	232 573	19 438	3 131	14	(D)	(D)	CC	4	(D)
512	Drugs, drug proprietaries, and druggists' sundries .....	6	(D)	(D)	EE	5	(D)	(D)	CC	1	(D)
513	Apparel, piece goods, and notions .....	10	(D)	(D)	BB	9	(D)	(D)	BB	1	(D)
514	Groceries and related products .....	14	652 779	14 253	457	6	(D)	(D)	EE	8	(D)
515	Farm-product raw materials .....	-	-	-	-	-	-	-	-	-	-
516	Chemicals and allied products .....	11	260 453	6 684	170	6	(D)	(D)	BB	5	(D)
517	Petroleum and petroleum products .....	1	(D)	(D)	AA	-	-	-	-	1	(D)
518	Beer, wine, and distilled alcoholic beverages .....	1	(D)	(D)	AA	1	(D)	(D)	AA	-	(D)
519	Miscellaneous nondurable goods .....	19	(D)	(D)	CC	17	(D)	(D)	CC	2	(D)
<b>ROSWELL</b>											
	Wholesale trade .....	295	1 894 216	80 698	1 992	174	650 516	49 397	1 222	121	1 243 700
50	Durable goods .....	202	1 117 223	58 669	1 370	121	504 427	40 228	956	81	612 796
501	Motor vehicles and motor vehicle parts and supplies .....	10	(D)	(D)	CC	7	(D)	(D)	BB	3	(D)
502	Furniture and homefurnishings .....	18	51 443	3 612	113	13	20 235	2 514	77	5	31 208
503	Lumber and other construction materials .....	6	(D)	(D)	BB	5	(D)	(D)	BB	1	(D)
504	Professional and commercial equipment and supplies .....	54	143 577	15 319	360	39	76 602	11 283	282	15	66 975
505	Metals and minerals, except petroleum .....	7	34 981	1 806	23	2	(D)	(D)	AA	5	(D)
506	Electrical goods .....	31	184 921	9 323	215	15	48 248	6 474	163	16	136 673
507	Hardware, and plumbing and heating equipment and supplies .....	17	187 676	5 001	144	7	16 031	1 989	64	10	171 645
508	Machinery, equipment, and supplies .....	38	232 959	15 054	291	23	(D)	(D)	CC	15	(D)
509	Miscellaneous durable goods .....	21	(D)	(D)	BB	10	(D)	(D)	BB	11	(D)
51	Nondurable goods .....	93	776 993	22 029	622	53	146 089	9 169	266	40	630 904
511	Paper and paper products .....	17	76 639	4 193	146	13	46 931	3 548	120	4	29 708
512	Drugs, drug proprietaries, and druggists' sundries .....	4	(D)	(D)	AA	3	(D)	(D)	AA	1	(D)
513	Apparel, piece goods, and notions .....	10	27 221	852	36	5	(D)	(D)	BB	5	(D)
514	Groceries and related products .....	15	408 306	6 882	183	7	40 228	1 818	27	8	368 078
515	Farm-product raw materials .....	1	(D)	(D)	AA	1	(D)	(D)	AA	-	(D)
516	Chemicals and allied products .....	13	112 893	3 174	67	6	(D)	(D)	BB	7	(D)
517	Petroleum and petroleum products .....	-	-	-	-	-	-	-	-	-	-
518	Beer, wine, and distilled alcoholic beverages .....	2	(D)	(D)	AA	1	(D)	(D)	AA	1	(D)
519	Miscellaneous nondurable goods .....	31	131 225	5 978	164	17	(D)	(D)	BB	14	(D)
<b>SAVANNAH</b>											
	Wholesale trade .....	315	1 229 838	102 565	3 823	268	888 129	79 307	3 138	47	341 709
50	Durable goods .....	217	528 734	59 727	2 262	198	460 361	52 418	2 072	19	68 373
501	Motor vehicles and motor vehicle parts and supplies .....	40	40 992	6 626	310	38	(D)	(D)	EE	2	(D)
502	Furniture and homefurnishings .....	4	10 098	683	21	4	10 098	683	21	-	(D)
503	Lumber and other construction materials .....	23	85 255	4 620	196	21	(D)	(D)	CC	2	(D)
504	Professional and commercial equipment and supplies .....	40	84 441	11 624	362	34	42 661	6 604	272	6	41 780
505	Metals and minerals, except petroleum .....	7	(D)	(D)	EE	7	(D)	(D)	EE	-	(D)
506	Electrical goods .....	23	46 310	4 881	193	20	(D)	(D)	CC	3	(D)

**Table 5. Summary Statistics for Places With 200 Establishments or More: 1992 —Con.**

[For meaning of abbreviations and symbols, see introductory text. For explanation of terms and comparability of 1987 and 1992 censuses, see appendix A. For information on geographic areas followed by ▲, see appendix F]

SIC code	Geographic area and kind of business	Estab-lish-ments (number)	Sales (\$1,000)	Annual payroll (\$1,000)	Paid employees for pay period including March 12 (number)	Merchant wholesalers				Other operating types	
						Estab-lish-ments (number)	Sales (\$1,000)	Annual payroll (\$1,000)	Paid employees for pay period including March 12 (number)	Estab-lish-ments (number)	Sales (\$1,000)
<b>SAVANNAH—Con.</b>											
<b>50</b>	<b>Durable goods —Con.</b>										
507	Hardware, and plumbing and heating equipment and supplies .....	20	57 303	5 659	224	20	57 303	5 659	224	—	—
508	Machinery, equipment, and supplies .....	44	120 770	15 709	522	39	113 040	15 056	493	5	7 730
509	Miscellaneous durable goods .....	16	(D)	(D)	CC	15	(D)	(D)	CC	1	(D)
<b>51</b>	<b>Nondurable goods .....</b>	<b>98</b>	<b>701 104</b>	<b>42 838</b>	<b>1 561</b>	<b>70</b>	<b>427 768</b>	<b>26 889</b>	<b>1 066</b>	<b>28</b>	<b>273 336</b>
511	Paper and paper products .....	18	46 242	5 687	265	12	30 744	3 930	199	6	15 498
512	Drugs, drug proprietaries, and druggists' sundries ...	3	(D)	(D)	CC	3	(D)	(D)	CC	—	—
513	Apparel, piece goods, and notions .....	1	(D)	(D)	AA	1	(D)	(D)	AA	—	—
514	Groceries and related products .....	25	133 466	14 059	495	17	(D)	(D)	CC	8	(D)
515	Farm-product raw materials .....	—	—	—	—	—	—	—	—	—	—
516	Chemicals and allied products .....	11	27 187	1 238	56	5	3 678	439	25	6	23 509
517	Petroleum and petroleum products .....	12	168 800	2 802	92	9	(D)	(D)	BB	3	(D)
518	Beer, wine, and distilled alcoholic beverages .....	8	74 991	7 297	262	8	74 991	7 297	262	—	—
519	Miscellaneous nondurable goods .....	20	(D)	(D)	CC	15	(D)	(D)	CC	5	(D)

**Table 6. Summary Statistics for Counties With 200 Establishments or More: 1992**

[For meaning of abbreviations and symbols, see introductory text. For explanation of terms and comparability of 1987 and 1992 censuses, see appendix A. For information on geographic areas followed by ▲, see appendix F]

SIC code	Geographic area and kind of business	Estab-lish-ments (number)	Sales (\$1,000)	Annual payroll (\$1,000)	Paid employees for pay period including March 12 (number)	Merchant wholesalers				Other operating types	
						Estab-lish-ments (number)	Sales (\$1,000)	Annual payroll (\$1,000)	Paid employees for pay period including March 12 (number)	Estab-lish-ments (number)	Sales (\$1,000)
<b>BIBB COUNTY</b>											
	<b>Wholesale trade .....</b>	<b>334</b>	<b>1 241 222</b>	<b>111 604</b>	<b>4 562</b>	<b>288</b>	<b>918 996</b>	<b>94 347</b>	<b>3 937</b>	<b>46</b>	<b>322 226</b>
<b>50</b>	<b>Durable goods .....</b>	<b>227</b>	<b>560 764</b>	<b>64 610</b>	<b>2 421</b>	<b>207</b>	<b>(D)</b>	<b>(D)</b>	<b>GG</b>	<b>20</b>	<b>(D)</b>
501	Motor vehicles and motor vehicle parts and supplies .....	49	134 189	14 192	600	47	(D)	(D)	FF	2	(D)
502	Furniture and homefurnishings .....	8	(D)	(D)	BB	7	(D)	(D)	BB	1	(D)
503	Lumber and other construction materials .....	16	(D)	(D)	CC	13	(D)	(D)	CC	3	(D)
504	Professional and commercial equipment and supplies .....	24	(D)	(D)	EE	23	(D)	(D)	CC	1	(D)
505	Metals and minerals, except petroleum .....	7	22 467	2 421	74	6	(D)	(D)	BB	1	(D)
506	Electrical goods .....	30	(D)	(D)	EE	23	(D)	(D)	CC	7	(D)
507	Hardware, and plumbing and heating equipment and supplies .....	25	(D)	(D)	CC	23	(D)	(D)	CC	2	(D)
508	Machinery, equipment, and supplies .....	51	106 889	15 806	535	48	(D)	(D)	FF	3	(D)
509	Miscellaneous durable goods .....	17	(D)	(D)	CC	17	(D)	(D)	CC	—	—
<b>51</b>	<b>Nondurable goods .....</b>	<b>107</b>	<b>680 458</b>	<b>46 994</b>	<b>2 141</b>	<b>81</b>	<b>(D)</b>	<b>(D)</b>	<b>GG</b>	<b>26</b>	<b>(D)</b>
511	Paper and paper products .....	21	51 791	6 826	281	13	33 069	4 397	201	8	18 722
512	Drugs, drug proprietaries, and druggists' sundries ...	2	(D)	(D)	BB	2	(D)	(D)	BB	—	—
513	Apparel, piece goods, and notions .....	5	(D)	(D)	BB	4	(D)	(D)	BB	1	(D)
514	Groceries and related products .....	21	(D)	(D)	FF	14	60 619	5 774	265	7	(D)
515	Farm-product raw materials .....	1	(D)	(D)	AA	—	—	—	—	1	(D)
516	Chemicals and allied products .....	10	(D)	(D)	FF	8	33 275	8 203	503	2	(D)
517	Petroleum and petroleum products .....	10	223 015	3 330	167	7	(D)	(D)	CC	3	(D)
518	Beer, wine, and distilled alcoholic beverages .....	7	(D)	(D)	CC	7	(D)	(D)	CC	—	—
519	Miscellaneous nondurable goods .....	30	48 929	5 197	252	26	(D)	(D)	CC	4	(D)

**Table 6. Summary Statistics for Counties With 200 Establishments or More: 1992 — Con.**

[For meaning of abbreviations and symbols, see introductory text. For explanation of terms and comparability of 1987 and 1992 censuses, see appendix A. For information on geographic areas followed by ▲, see appendix F]

SIC code	Geographic area and kind of business	Estab-lish-ments (number)	Sales (\$1,000)	Annual payroll (\$1,000)	Paid employees for pay period including March 12 (number)	Merchant wholesalers				Other operating types	
						Estab-lish-ments (number)	Sales (\$1,000)	Annual payroll (\$1,000)	Paid employees for pay period including March 12 (number)	Estab-lish-ments (number)	Sales (\$1,000)
<b>CHATHAM COUNTY</b>											
	Wholesale trade -----	457	1 866 282	132 858	5 016	388	1 422 695	105 241	4 211	69	443 587
50	Durable goods -----	317	771 784	78 204	2 978	278	(D)	(D)	HH	39	(D)
501	Motor vehicles and motor vehicle parts and supplies -----	64	94 058	11 285	491	57	69 837	9 912	456	7	24 221
502	Furniture and homefurnishings -----	7	(D)	(D)	BB	6	(D)	(D)	BB	1	(D)
503	Lumber and other construction materials -----	28	(D)	(D)	CC	25	88 523	5 251	217	3	(D)
504	Professional and commercial equipment and supplies -----	45	92 081	13 227	410	38	(D)	(D)	EE	7	(D)
505	Metals and minerals, except petroleum -----	14	(D)	(D)	EE	12	(D)	(D)	EE	2	(D)
506	Electrical goods -----	33	(D)	(D)	EE	28	(D)	(D)	EE	5	5 136
507	Hardware, and plumbing and heating equipment and supplies -----	28	69 390	6 637	264	27	(D)	(D)	EE	1	(D)
508	Machinery, equipment, and supplies -----	72	171 851	20 039	711	62	(D)	(D)	FF	10	(D)
509	Miscellaneous durable goods -----	26	82 383	5 351	253	23	(D)	(D)	CC	3	(D)
51	Nondurable goods -----	140	1 094 498	54 654	2 038	110	(D)	(D)	GG	30	(D)
511	Paper and paper products -----	21	48 698	6 254	287	15	33 200	4 497	221	6	15 498
512	Drugs, drug proprietaries, and druggists' sundries -----	4	(D)	(D)	CC	4	(D)	(D)	CC	—	—
513	Apparel, piece goods, and notions -----	3	1 483	173	25	3	1 483	173	25	—	—
514	Groceries and related products -----	39	(D)	(D)	FF	30	(D)	(D)	EE	9	106 440
515	Farm-product raw materials -----	1	(D)	(D)	AA	1	(D)	(D)	AA	—	—
516	Chemicals and allied products -----	16	40 727	2 111	82	10	17 218	1 312	51	6	23 509
517	Petroleum and petroleum products -----	19	(D)	(D)	EE	16	322 820	8 389	247	3	(D)
518	Beer, wine, and distilled alcoholic beverages -----	8	74 991	7 297	262	8	74 991	7 297	262	—	—
519	Miscellaneous nondurable goods -----	29	(D)	(D)	EE	23	(D)	(D)	CC	6	(D)
<b>CLAYTON COUNTY</b>											
	Wholesale trade -----	325	3 317 292	147 086	5 098	282	1 498 510	118 662	4 256	43	1 818 782
50	Durable goods -----	209	1 242 045	89 288	2 825	185	729 956	70 217	2 365	24	512 089
501	Motor vehicles and motor vehicle parts and supplies -----	65	566 664	34 384	972	58	237 729	21 034	711	7	328 935
502	Furniture and homefurnishings -----	11	16 095	2 050	61	9	(D)	(D)	BB	2	(D)
503	Lumber and other construction materials -----	9	15 444	2 657	108	7	(D)	(D)	CC	2	(D)
504	Professional and commercial equipment and supplies -----	16	59 385	5 420	139	15	(D)	(D)	CC	1	(D)
505	Metals and minerals, except petroleum -----	5	(D)	(D)	CC	3	(D)	(D)	CC	2	(D)
506	Electrical goods -----	17	53 866	5 022	196	15	(D)	(D)	CC	2	(D)
507	Hardware, and plumbing and heating equipment and supplies -----	18	152 941	8 945	286	15	(D)	(D)	EE	3	(D)
508	Machinery, equipment, and supplies -----	48	261 008	22 662	712	44	165 654	20 949	661	4	95 354
509	Miscellaneous durable goods -----	20	(D)	(D)	CC	19	(D)	(D)	CC	1	(D)
51	Nondurable goods -----	116	2 075 247	57 798	2 273	97	768 554	48 445	1 891	19	1 306 693
511	Paper and paper products -----	6	12 865	1 231	81	5	(D)	(D)	BB	1	(D)
512	Drugs, drug proprietaries, and druggists' sundries -----	5	(D)	(D)	BB	4	5 329	533	20	1	(D)
513	Apparel, piece goods, and notions -----	3	(D)	(D)	AA	2	(D)	(D)	AA	1	(D)
514	Groceries and related products -----	57	1 040 837	39 862	1 626	47	(D)	(D)	GG	10	(D)
515	Farm-product raw materials -----	3	(D)	(D)	AA	3	(D)	(D)	AA	—	—
516	Chemicals and allied products -----	9	53 636	2 749	68	7	(D)	(D)	BB	2	(D)
517	Petroleum and petroleum products -----	4	16 598	1 021	36	4	16 598	1 021	36	—	—
518	Beer, wine, and distilled alcoholic beverages -----	—	—	—	—	—	—	—	—	—	—
519	Miscellaneous nondurable goods -----	29	(D)	(D)	EE	25	(D)	(D)	EE	4	3 831
<b>COBB COUNTY</b>											
	Wholesale trade -----	1 542	13 317 665	588 244	16 145	1 065	5 317 575	343 092	10 697	477	8 000 090
50	Durable goods -----	1 095	7 256 617	408 993	10 890	763	3 722 336	256 251	7 642	332	3 534 281
501	Motor vehicles and motor vehicle parts and supplies -----	86	2 372 161	25 490	794	69	1 307 297	18 315	636	17	1 064 864
5012	Automobiles and other motor vehicles -----	20	1 972 646	9 112	264	14	(D)	(D)	CC	6	(D)
5013	Motor vehicle supplies and new parts -----	49	351 612	13 324	430	38	(D)	(D)	EE	11	(D)
5014	Tires and tubes -----	8	42 336	1 576	43	8	42 336	1 576	43	—	—
5015	Motor vehicle parts, used -----	9	5 567	1 478	57	9	5 567	1 478	57	—	—
502	Furniture and homefurnishings -----	71	261 104	12 279	392	42	78 242	6 664	249	29	182 862
5021	Furniture -----	29	141 483	6 112	159	17	35 263	2 973	107	12	106 220
5023	Homefurnishings -----	42	119 621	6 167	233	25	42 979	3 691	142	17	76 642
503	Lumber and other construction materials -----	79	364 176	26 216	855	50	153 167	16 957	544	29	211 009
5031	Lumber, plywood, millwork, and wood panels -----	26	127 620	12 192	415	21	93 541	10 624	352	5	34 079
5032	Brick, stone, and related construction materials -----	18	52 881	2 912	81	9	9 278	1 287	38	9	43 603
5033	Roofing, siding, and insulation materials -----	14	113 614	3 750	97	7	20 475	1 360	41	7	93 139
5039	Construction materials, n.e.c. -----	21	70 061	7 362	262	13	29 873	3 686	113	8	40 188

**Table 6. Summary Statistics for Counties With 200 Establishments or More: 1992 — Con.**

[For meaning of abbreviations and symbols, see introductory text. For explanation of terms and comparability of 1987 and 1992 censuses, see appendix A. For information on geographic areas followed by ▲, see appendix F]

SIC code	Geographic area and kind of business	Estab-lish-ments (number)	Sales (\$1,000)	Annual payroll (\$1,000)	Paid employees for pay period including March 12 (number)	Merchant wholesalers				Other operating types	
						Estab-lish-ments (number)	Sales (\$1,000)	Annual payroll (\$1,000)	Paid employees for pay period including March 12 (number)	Estab-lish-ments (number)	Sales (\$1,000)
<b>COBB COUNTY—Con.</b>											
<b>50</b>	<b>Durable goods—Con.</b>										
504	Professional and commercial equipment and supplies	224	1 122 862	151 473	3 488	174	632 474	75 536	2 054	50	490 388
5043	Photographic equipment and supplies	12	52 298	4 309	121	7	37 356	2 406	69	5	14 942
5044	Office equipment	21	71 783	11 598	326	17	(D)	(D)	CC	4	(D)
5045	Computers and computer peripheral equipment and software	100	595 363	82 833	1 775	84	309 475	34 427	941	16	285 888
5046	Commercial equipment, n.e.c.	16	26 175	3 281	132	11	(D)	(D)	BB	5	(D)
5047	Medical, dental, and hospital equipment and supplies	52	305 833	43 336	947	37	211 081	26 897	640	15	94 752
5048	Ophthalmic goods	6	7 420	1 172	30	6	7 420	1 172	30	—	—
5049	Professional equipment and supplies, n.e.c.	17	63 990	4 944	157	12	37 665	4 457	134	5	26 325
505	Metals and minerals, except petroleum	47	344 031	14 814	422	32	(D)	(D)	EE	15	(D)
5051	Metals service centers and offices	42	235 846	14 171	407	29	(D)	(D)	EE	13	(D)
5052	Coal and other minerals and ores	5	108 185	643	15	3	(D)	(D)	AA	2	(D)
506	Electrical goods	163	1 132 605	62 515	1 600	111	357 391	34 915	1 000	52	775 214
5063	Electrical apparatus and equipment, wiring supplies, and construction materials	74	302 574	27 987	708	56	184 595	17 515	495	18	117 979
5064	Electrical appliances, television and radio sets	27	499 193	10 177	260	12	50 174	3 581	129	15	449 019
5065	Electronic parts and equipment, n.e.c.	62	330 838	24 351	632	43	122 622	13 819	376	19	208 216
507	Hardware, and plumbing and heating equipment and supplies	71	270 359	18 582	560	50	148 431	14 033	461	21	121 928
5072	Hardware	19	58 622	5 117	174	13	29 548	3 693	132	6	29 074
5074	Plumbing and heating equipment and supplies (hydronics)	23	112 184	5 216	180	17	50 069	3 573	148	6	62 115
5075	Warm air heating and air-conditioning equipment and supplies	21	77 038	7 230	178	16	55 434	6 132	160	5	21 604
5078	Refrigeration equipment and supplies	8	22 515	1 019	28	4	13 380	635	21	4	9 135
508	Machinery, equipment, and supplies	259	927 854	69 005	1 879	165	550 337	51 100	1 473	94	377 517
5082	Construction and mining (except petroleum) machinery and equipment	17	122 384	12 514	293	15	(D)	(D)	EE	2	(D)
5083	Farm and garden machinery and equipment	22	47 443	5 311	162	17	39 110	4 935	145	5	8 333
5084	Industrial machinery and equipment	130	479 945	32 518	881	73	305 101	23 539	675	57	174 844
5085	Industrial supplies	50	145 511	11 666	330	31	(D)	(D)	CC	19	(D)
5087	Service establishment equipment and supplies	27	98 393	5 577	173	22	24 248	2 738	125	5	74 145
5088	Transportation equipment and supplies, except motor vehicles	13	34 178	1 419	40	7	(D)	(D)	BB	6	(D)
509	Miscellaneous durable goods	95	461 465	28 619	900	70	(D)	(D)	FF	25	(D)
5091	Sporting and recreational goods and supplies	17	144 273	7 272	248	9	99 298	5 897	228	8	44 975
5092	Toys and hobby goods and supplies	9	133 026	6 444	169	6	(D)	(D)	CC	3	(D)
5093	Scrap and waste materials	19	63 945	7 468	222	19	63 945	7 468	222	—	—
5094	Jewelry, watches, precious stones, and precious metals	20	33 524	4 195	141	16	31 072	4 051	140	4	2 452
5099	Durable goods, n.e.c.	30	86 697	3 240	120	20	(D)	(D)	CC	10	(D)
<b>51</b>	<b>Nondurable goods</b>	<b>447</b>	<b>6 061 048</b>	<b>179 251</b>	<b>5 255</b>	<b>302</b>	<b>1 595 239</b>	<b>86 841</b>	<b>3 055</b>	<b>145</b>	<b>4 465 809</b>
511	Paper and paper products	79	1 059 765	25 567	784	46	117 168	12 483	492	33	942 597
5111	Printing and writing paper	11	236 257	2 985	74	3	6 594	494	19	8	229 663
5112	Stationery and office supplies	46	438 479	18 475	589	31	94 158	10 005	413	15	344 321
5113	Industrial and personal service paper	22	385 029	4 107	121	12	16 416	1 984	60	10	368 613
512	Drugs, drug proprietaries, and druggists' sundries	19	(D)	(D)	FF	16	(D)	(D)	CC	3	(D)
5122	Drugs, drug proprietaries, and druggists' sundries	19	(D)	(D)	FF	16	(D)	(D)	CC	3	(D)
513	Apparel, piece goods, and notions	48	272 677	8 547	252	29	41 090	4 321	149	19	231 587
5131	Piece goods, notions, and other dry goods	10	40 638	3 178	76	5	949	161	5	5	39 689
5136	Men's and boys' clothing and furnishings	19	203 907	4 302	148	11	32 651	3 348	125	8	171 256
5137	Women's, children's, and infants' clothing and accessories	13	(D)	(D)	AA	8	(D)	(D)	AA	5	(D)
5139	Footwear	6	(D)	(D)	AA	5	(D)	(D)	AA	1	(D)
514	Groceries and related products	76	829 523	28 622	952	48	201 080	13 839	521	28	628 443
5141	Groceries, general line	6	1 616	264	16	6	1 616	264	16	—	—
5142	Packaged frozen foods	14	277 914	6 337	176	7	49 794	2 295	41	7	228 120
5143	Dairy products, except dried or canned	6	37 073	2 657	89	4	(D)	(D)	BB	2	(D)
5144	Poultry and poultry products	2	(D)	(D)	BB	2	(D)	(D)	BB	—	—
5145	Confectionery	4	(D)	(D)	AA	4	(D)	(D)	AA	—	—
5146	Fish and seafoods	2	(D)	(D)	AA	2	(D)	(D)	AA	—	—
5147	Meats and meat products	5	(D)	(D)	BB	4	(D)	(D)	BB	1	(D)
5148	Fresh fruits and vegetables	4	62 955	1 511	87	3	(D)	(D)	BB	1	(D)
5149	Groceries and related products, n.e.c.	33	402 810	15 767	521	16	45 885	5 512	234	17	356 925
515	Farm-product raw materials	2	(D)	(D)	AA	1	(D)	(D)	AA	1	(D)
5153	Grain and field beans	—	—	—	—	—	—	—	—	—	—
5154	Livestock	1	(D)	(D)	AA	1	(D)	(D)	AA	—	—
5159	Farm-product raw materials, n.e.c.	1	(D)	(D)	AA	—	—	—	—	1	(D)
516	Chemicals and allied products	79	2 046 239	47 309	1 202	53	280 393	16 211	497	26	1 765 846
5162	Plastics materials and basic forms and shapes	16	736 465	5 004	102	12	(D)	(D)	BB	4	(D)
5169	Chemicals and allied products, n.e.c.	63	1 309 774	42 305	1 100	41	(D)	(D)	EE	22	(D)
517	Petroleum and petroleum products	15	157 002	2 679	90	14	(D)	(D)	BB	1	(D)
5171	Petroleum bulk stations and terminals	11	(D)	(D)	BB	10	72 722	2 103	67	1	(D)
5172	Petroleum and petroleum products wholesalers, except bulk stations and terminals	4	(D)	(D)	BB	4	(D)	(D)	BB	—	—
518	Beer, wine, and distilled alcoholic beverages	8	211 679	14 400	385	6	(D)	(D)	EE	2	(D)
5181	Beer and ale	5	(D)	(D)	CC	4	(D)	(D)	CC	1	(D)
5182	Wine and distilled alcoholic beverages	3	(D)	(D)	CC	2	(D)	(D)	CC	1	(D)

**Table 6. Summary Statistics for Counties With 200 Establishments or More: 1992 — Con.**

[For meaning of abbreviations and symbols, see introductory text. For explanation of terms and comparability of 1987 and 1992 censuses, see appendix A. For information on geographic areas followed by ▲, see appendix F]

SIC code	Geographic area and kind of business	Estab-lish-ments (number)	Sales (\$1,000)	Annual payroll (\$1,000)	Paid employees for pay period including March 12 (number)	Merchant wholesalers				Other operating types	
						Estab-lish-ments (number)	Sales (\$1,000)	Annual payroll (\$1,000)	Paid employees for pay period including March 12 (number)	Estab-lish-ments (number)	Sales (\$1,000)
<b>COBB COUNTY—Con.</b>											
<b>51</b>	<b>Nondurable goods—Con.</b>										
519	Miscellaneous nondurable goods -----	121	(D)	(D)	FF	89	(D)	(D)	FF	32	(D)
5191	Farm supplies -----	10	(D)	(D)	BB	8	2 598	211	19	2	(D)
5192	Books, periodicals, and newspapers -----	15	112 527	3 828	169	9	(D)	(D)	CC	6	(D)
5193	Flowers, nursery stock, and florists' supplies -----	10	16 192	1 375	82	8	(D)	(D)	BB	2	(D)
5194	Tobacco and tobacco products -----	2	(D)	(D)	CC	2	(D)	(D)	CC	-	-
5198	Paints, varnishes, and supplies -----	16	53 955	5 055	132	7	8 068	1 043	41	9	45 887
5199	Nondurable goods, n.e.c. -----	68	122 090	11 257	404	55	51 545	9 025	323	13	70 545
<b>DEKALB COUNTY</b>											
	<b>Wholesale trade -----</b>	<b>1 804</b>	<b>18 406 940</b>	<b>785 545</b>	<b>25 019</b>	<b>1 263</b>	<b>4 532 570</b>	<b>421 609</b>	<b>13 802</b>	<b>541</b>	<b>13 874 370</b>
<b>50</b>	<b>Durable goods -----</b>	<b>1 223</b>	<b>11 256 416</b>	<b>512 281</b>	<b>14 622</b>	<b>874</b>	<b>3 073 510</b>	<b>312 758</b>	<b>9 652</b>	<b>349</b>	<b>8 182 906</b>
501	Motor vehicles and motor vehicle parts and supplies -----	132	3 621 959	56 182	1 861	107	(D)	(D)	FF	25	(D)
5012	Automobiles and other motor vehicles -----	23	(D)	(D)	CC	16	(D)	(D)	BB	7	(D)
5013	Motor vehicle supplies and new parts -----	83	661 579	45 465	1 507	68	(D)	(D)	FF	15	(D)
5014	Tires and tubes -----	10	(D)	(D)	BB	7	(D)	(D)	BB	3	(D)
5015	Motor vehicle parts, used -----	16	(D)	(D)	BB	16	(D)	(D)	BB	-	-
502	Furniture and homefurnishings -----	73	466 563	20 035	624	46	134 604	12 481	463	27	331 959
5021	Furniture -----	29	124 749	8 179	272	14	54 370	5 943	205	15	70 379
5023	Homefurnishings -----	44	341 814	11 856	352	32	80 234	6 538	258	12	261 580
503	Lumber and other construction materials -----	63	245 684	18 511	545	50	191 711	14 078	422	13	53 973
5031	Lumber, plywood, millwork, and wood panels -----	19	133 637	8 735	236	14	111 460	7 320	192	5	22 177
5032	Brick, stone, and related construction materials -----	17	21 412	2 589	92	16	(D)	(D)	BB	1	(D)
5033	Roofing, siding, and insulation materials -----	13	55 741	3 121	94	10	43 489	2 382	81	3	12 252
5039	Construction materials, n.e.c. -----	14	34 894	4 066	123	10	(D)	(D)	BB	4	(D)
504	Professional and commercial equipment and supplies -----	245	2 207 271	174 186	4 494	191	1 097 487	107 569	2 928	54	1 109 784
5043	Photographic equipment and supplies -----	9	(D)	(D)	FF	5	3 108	438	21	4	(D)
5044	Office equipment -----	27	183 136	41 802	1 058	21	137 560	39 476	1 006	6	45 576
5045	Computers and computer peripheral equipment and software -----	95	737 626	45 452	1 157	85	665 514	34 719	854	10	72 112
5046	Commercial equipment, n.e.c. -----	33	(D)	(D)	EE	24	(D)	(D)	EE	9	(D)
5047	Medical, dental, and hospital equipment and supplies -----	67	715 328	48 964	1 228	47	202 977	20 536	614	20	512 351
5048	Ophthalmic goods -----	6	9 162	1 496	58	3	(D)	(D)	BB	3	(D)
5049	Professional equipment and supplies, n.e.c. -----	8	(D)	(D)	CC	6	(D)	(D)	CC	2	(D)
505	Metals and minerals, except petroleum -----	46	636 927	9 033	279	23	(D)	(D)	CC	23	(D)
5051	Metals service centers and offices -----	46	636 927	9 033	279	23	(D)	(D)	CC	23	(D)
5052	Coal and other minerals and ores -----	-	-	-	-	-	-	-	-	-	-
506	Electrical goods -----	149	1 992 240	70 994	1 865	73	226 647	25 240	845	76	1 765 593
5063	Electrical apparatus and equipment, wiring supplies, and construction materials -----	77	511 994	26 539	836	38	130 402	16 529	580	39	381 592
5064	Electrical appliances, television and radio sets -----	13	76 694	2 853	94	5	17 790	1 102	43	8	58 904
5065	Electronic parts and equipment, n.e.c. -----	59	1 403 552	41 602	935	30	78 455	7 609	222	29	1 325 097
507	Hardware, and plumbing and heating equipment and supplies -----	110	389 152	29 052	883	84	188 831	22 530	717	26	200 321
5072	Hardware -----	48	199 032	12 253	355	35	61 225	8 509	261	13	137 807
5074	Plumbing and heating equipment and supplies (hydronics) -----	32	109 730	7 657	206	24	55 160	5 370	146	8	54 570
5075	Warm air heating and air-conditioning equipment and supplies -----	26	70 933	8 159	289	22	(D)	(D)	EE	4	(D)
5078	Refrigeration equipment and supplies -----	4	9 457	983	33	3	(D)	(D)	BB	1	(D)
508	Machinery, equipment, and supplies -----	292	1 261 096	103 405	3 087	213	599 923	78 411	2 416	79	661 173
5082	Construction and mining (except petroleum) machinery and equipment -----	18	55 788	4 713	152	14	(D)	(D)	CC	4	(D)
5083	Farm and garden machinery and equipment -----	8	97 731	5 103	144	4	5 954	661	21	4	91 777
5084	Industrial machinery and equipment -----	155	547 934	57 764	1 657	108	318 267	42 564	1 286	47	229 667
5085	Industrial supplies -----	67	449 475	24 153	725	49	142 624	20 286	593	18	306 851
5087	Service establishment equipment and supplies -----	36	68 230	7 881	301	31	50 395	7 206	281	5	17 835
5088	Transportation equipment and supplies, except motor vehicles -----	8	41 938	3 791	108	7	(D)	(D)	CC	1	(D)
509	Miscellaneous durable goods -----	113	435 524	30 883	984	87	(D)	(D)	FF	26	(D)
5091	Sporting and recreational goods and supplies -----	18	71 092	4 110	128	13	22 631	2 360	90	5	48 461
5092	Toys and hobby goods and supplies -----	9	14 206	752	43	5	3 888	589	36	4	10 318
5093	Scrap and waste materials -----	21	78 579	7 121	151	18	70 024	6 861	148	3	8 555
5094	Jewelry, watches, precious stones, and precious metals -----	28	57 063	3 647	147	24	53 305	3 445	137	4	3 758
5099	Durable goods, n.e.c. -----	37	214 584	15 253	515	27	(D)	(D)	EE	10	(D)

**Table 6. Summary Statistics for Counties With 200 Establishments or More: 1992 — Con.**

[For meaning of abbreviations and symbols, see introductory text. For explanation of terms and comparability of 1987 and 1992 censuses, see appendix A. For information on geographic areas followed by ▲, see appendix F]

SIC code	Geographic area and kind of business	Estab-lish-ments (number)	Sales (\$1,000)	Annual payroll (\$1,000)	Paid employees for pay period including March 12 (number)	Merchant wholesalers				Other operating types	
						Estab-lish-ments (number)	Sales (\$1,000)	Annual payroll (\$1,000)	Paid employees for pay period including March 12 (number)	Estab-lish-ments (number)	Sales (\$1,000)
<b>DEKALB COUNTY — Con.</b>											
<b>51</b>	<b>Nondurable goods</b> .....	<b>581</b>	<b>7 150 524</b>	<b>273 264</b>	<b>10 397</b>	<b>389</b>	<b>1 459 060</b>	<b>108 851</b>	<b>4 150</b>	<b>192</b>	<b>5 691 464</b>
511	Paper and paper products .....	102	1 625 362	88 043	4 186	68	278 603	24 995	897	34	1 346 759
5111	Printing and writing paper .....	26	878 144	44 273	924	17	183 299	13 013	374	9	694 845
5112	Stationery and office supplies .....	61	616 803	39 530	3 170	44	88 192	9 975	483	17	528 611
5113	Industrial and personal service paper .....	15	130 415	4 240	92	7	7 112	2 007	40	8	123 303
512	Drugs, drug proprietaries, and druggists' sundries .....	27	676 484	20 165	496	18	152 209	7 635	207	9	524 275
5122	Drugs, drug proprietaries, and druggists' sundries .....	27	676 484	20 165	496	18	152 209	7 635	207	9	524 275
513	Apparel, piece goods, and notions .....	57	240 552	9 604	378	38	92 190	7 195	337	19	148 362
5131	Piece goods, notions, and other dry goods .....	24	168 772	5 988	209	16	60 690	4 659	190	8	108 082
5136	Men's and boys' clothing and furnishings .....	13	48 025	2 541	126	10	(D)	(D)	CC	3	(D)
5137	Women's, children's, and infants' clothing and accessories .....	15	15 904	573	26	10	(D)	(D)	AA	5	(D)
5139	Footwear .....	5	7 851	502	17	2	(D)	(D)	AA	3	(D)
514	Groceries and related products .....	125	1 538 100	76 100	2 849	87	396 448	26 312	1 106	38	1 141 652
5141	Groceries, general line .....	15	118 771	3 686	142	13	(D)	(D)	BB	2	(D)
5142	Packaged frozen foods .....	11	163 445	10 598	303	8	80 584	7 839	232	3	82 861
5143	Dairy products, except dried or canned .....	4	(D)	(D)	CC	1	(D)	(D)	BB	3	(D)
5144	Poultry and poultry products .....	2	(D)	(D)	AA	1	(D)	(D)	AA	1	(D)
5145	Confectionery .....	11	178 510	7 536	406	7	6 526	532	18	4	171 984
5146	Fish and seafoods .....	3	(D)	(D)	AA	3	(D)	(D)	AA	—	—
5147	Meats and meat products .....	15	163 292	15 168	552	11	37 483	2 169	129	4	125 809
5148	Fresh fruits and vegetables .....	11	71 679	4 336	322	10	(D)	(D)	EE	1	(D)
5149	Groceries and related products, n.e.c. ....	53	782 197	30 718	952	33	155 804	9 301	317	20	626 393
515	Farm-product raw materials .....	6	(D)	(D)	BB	5	(D)	(D)	BB	1	(D)
5153	Grain and field beans .....	1	(D)	(D)	AA	1	(D)	(D)	AA	—	—
5154	Livestock .....	—	—	—	—	—	—	—	—	—	—
5159	Farm-product raw materials, n.e.c. ....	5	(D)	(D)	AA	4	(D)	(D)	AA	1	(D)
516	Chemicals and allied products .....	85	1 335 393	30 617	791	55	192 856	14 441	410	30	1 142 537
5162	Plastics materials and basic forms and shapes .....	24	787 464	10 729	253	12	65 730	3 221	84	12	721 734
5169	Chemicals and allied products, n.e.c. ....	61	547 929	19 888	538	43	127 126	11 220	326	18	420 803
517	Petroleum and petroleum products .....	31	1 147 370	9 882	281	17	52 483	2 563	98	14	1 094 887
5171	Petroleum bulk stations and terminals .....	22	1 093 391	8 264	237	10	(D)	(D)	BB	12	(D)
5172	Petroleum and petroleum products wholesalers, except bulk stations and terminals .....	9	53 979	1 618	44	7	(D)	(D)	BB	2	(D)
518	Beer, wine, and distilled alcoholic beverages .....	4	(D)	(D)	CC	4	(D)	(D)	CC	—	—
5181	Beer and ale .....	2	(D)	(D)	CC	2	(D)	(D)	CC	—	—
5182	Wine and distilled alcoholic beverages .....	2	(D)	(D)	AA	2	(D)	(D)	AA	—	—
519	Miscellaneous nondurable goods .....	144	(D)	(D)	GG	97	(D)	(D)	FF	47	(D)
5191	Farm supplies .....	15	(D)	(D)	CC	12	(D)	(D)	BB	3	(D)
5192	Books, periodicals, and newspapers .....	17	116 819	6 247	217	8	30 378	1 367	102	9	86 441
5193	Flowers, nursery stock, and florists' supplies .....	11	69 845	3 618	255	10	(D)	(D)	CC	1	(D)
5194	Tobacco and tobacco products .....	4	(D)	(D)	CC	4	(D)	(D)	CC	—	—
5198	Paints, varnishes, and supplies .....	30	49 285	5 134	176	12	17 624	2 327	95	18	31 661
5199	Nondurable goods, n.e.c. ....	67	93 476	8 939	352	51	49 683	7 213	300	16	43 793
<b>DOUGHERTY COUNTY</b>											
	<b>Wholesale trade</b> .....	<b>247</b>	<b>1 090 408</b>	<b>60 684</b>	<b>2 563</b>	<b>225</b>	<b>(D)</b>	<b>(D)</b>	<b>GG</b>	<b>22</b>	<b>(D)</b>
<b>50</b>	<b>Durable goods</b> .....	<b>164</b>	<b>308 440</b>	<b>36 257</b>	<b>1 509</b>	<b>156</b>	<b>(D)</b>	<b>(D)</b>	<b>GG</b>	<b>8</b>	<b>(D)</b>
501	Motor vehicles and motor vehicle parts and supplies .....	37	(D)	(D)	EE	35	(D)	(D)	EE	2	(D)
502	Furniture and homefurnishings .....	1	(D)	(D)	AA	1	(D)	(D)	AA	—	—
503	Lumber and other construction materials .....	10	25 585	2 630	89	10	25 585	2 630	89	—	—
504	Professional and commercial equipment and supplies .....	29	36 980	6 506	223	25	34 895	6 061	213	4	2 085
505	Metals and minerals, except petroleum .....	4	(D)	(D)	BB	4	(D)	(D)	BB	—	—
506	Electrical goods .....	13	19 196	2 336	104	13	19 196	2 336	104	—	—
507	Hardware, and plumbing and heating equipment and supplies .....	10	21 916	2 737	113	10	21 916	2 737	113	—	—
508	Machinery, equipment, and supplies .....	51	(D)	(D)	FF	49	(D)	(D)	FF	2	(D)
509	Miscellaneous durable goods .....	9	(D)	(D)	BB	9	(D)	(D)	BB	—	—
<b>51</b>	<b>Nondurable goods</b> .....	<b>83</b>	<b>781 968</b>	<b>24 427</b>	<b>1 054</b>	<b>69</b>	<b>656 518</b>	<b>19 216</b>	<b>835</b>	<b>14</b>	<b>125 450</b>
511	Paper and paper products .....	11	(D)	(D)	CC	10	(D)	(D)	CC	1	(D)
512	Drugs, drug proprietaries, and druggists' sundries .....	2	(D)	(D)	AA	2	(D)	(D)	AA	—	—
513	Apparel, piece goods, and notions .....	1	(D)	(D)	AA	1	(D)	(D)	AA	—	—
514	Groceries and related products .....	16	81 893	5 040	253	8	16 517	1 579	91	8	65 376
515	Farm-product raw materials .....	5	(D)	(D)	BB	4	(D)	(D)	BB	1	(D)
516	Chemicals and allied products .....	8	(D)	(D)	BB	7	7 379	745	38	1	(D)
517	Petroleum and petroleum products .....	10	94 977	1 909	98	9	(D)	(D)	BB	1	(D)
518	Beer, wine, and distilled alcoholic beverages .....	7	88 969	6 739	242	7	88 969	6 739	242	—	—
519	Miscellaneous nondurable goods .....	23	(D)	(D)	CC	21	(D)	(D)	CC	2	(D)



**Table 6. Summary Statistics for Counties With 200 Establishments or More: 1992 — Con.**

[For meaning of abbreviations and symbols, see introductory text. For explanation of terms and comparability of 1987 and 1992 censuses, see appendix A. For information on geographic areas followed by ▲, see appendix F]

SIC code	Geographic area and kind of business	Estab-lish-ments (number)	Sales (\$1,000)	Annual payroll (\$1,000)	Paid employees for pay period including March 12 (number)	Merchant wholesalers				Other operating types	
						Estab-lish-ments (number)	Sales (\$1,000)	Annual payroll (\$1,000)	Paid employees for pay period including March 12 (number)	Estab-lish-ments (number)	Sales (\$1,000)
<b>FULTON COUNTY</b>											
	Wholesale trade -----	2 623	36 926 378	1 408 198	40 964	1 814	12 091 967	781 579	24 881	809	24 834 411
50	Durable goods -----	1 670	21 699 426	886 440	24 966	1 218	5 713 494	465 843	14 588	452	15 985 932
501	Motor vehicles and motor vehicle parts and supplies -----	171	10 133 275	109 856	3 668	140	1 633 616	75 860	2 398	31	8 499 659
5012	Automobiles and other motor vehicles -----	36	9 009 661	46 715	1 594	26	1 073 816	27 870	765	10	7 935 845
5013	Motor vehicle supplies and new parts -----	103	942 064	43 219	1 447	85	(D)	(D)	GG	18	(D)
5014	Tires and tubes -----	21	170 296	17 419	516	18	(D)	(D)	EE	3	(D)
5015	Motor vehicle parts, used -----	11	11 254	2 503	111	11	11 254	2 503	111	-	-
502	Furniture and homefurnishings -----	213	968 881	60 610	1 985	152	465 227	45 333	1 600	61	503 654
5021	Furniture -----	99	532 315	31 066	972	67	230 947	22 012	749	32	301 368
5023	Homefurnishings -----	114	436 566	29 544	1 013	85	234 280	23 321	851	29	202 286
503	Lumber and other construction materials -----	114	1 183 243	53 903	2 580	83	337 429	33 856	1 212	31	845 814
5031	Lumber, plywood, millwork, and wood panels -----	50	304 785	17 323	664	34	(D)	(D)	FF	16	(D)
5032	Brick, stone, and related construction materials -----	26	(D)	(D)	CC	20	(D)	(D)	CC	6	(D)
5033	Roofing, siding, and insulation materials -----	19	277 806	8 997	265	14	(D)	(D)	CC	5	(D)
5039	Construction materials, n.e.c. -----	19	(D)	(D)	GG	15	(D)	(D)	EE	4	(D)
504	Professional and commercial equipment and supplies -----	294	2 936 921	262 117	5 560	228	867 526	90 045	2 465	66	2 069 395
5043	Photographic equipment and supplies -----	11	404 652	9 479	240	9	(D)	(D)	BB	2	(D)
5044	Office equipment -----	32	222 718	34 575	811	28	(D)	(D)	EE	4	(D)
5045	Computers and computer peripheral equipment and software -----	141	1 402 064	181 583	3 440	117	479 607	51 639	1 256	24	922 457
5046	Commercial equipment, n.e.c. -----	36	101 756	10 700	321	26	(D)	(D)	EE	10	(D)
5047	Medical, dental, and hospital equipment and supplies -----	47	763 433	21 466	595	30	184 828	13 321	385	17	578 605
5048	Ophthalmic goods -----	11	15 265	871	27	5	(D)	(D)	AA	6	(D)
5049	Professional equipment and supplies, n.e.c. -----	16	27 033	3 443	126	13	22 326	3 178	119	3	4 707
505	Metals and minerals, except petroleum -----	64	752 296	24 760	737	43	411 066	20 554	624	21	341 230
5051	Metals service centers and offices -----	62	(D)	(D)	FF	41	(D)	(D)	FF	21	341 230
5052	Coal and other minerals and ores -----	2	(D)	(D)	AA	2	(D)	(D)	AA	-	-
506	Electrical goods -----	179	2 637 129	160 216	3 854	101	316 233	33 208	977	78	2 320 896
5063	Electrical apparatus and equipment, wiring supplies, and construction materials -----	91	806 365	88 869	2 146	51	182 764	19 715	607	40	623 601
5064	Electrical appliances, television and radio sets -----	17	121 222	4 707	159	9	23 271	1 335	57	8	97 951
5065	Electronic parts and equipment, n.e.c. -----	71	1 709 542	66 640	1 549	41	110 198	12 158	313	30	1 599 344
507	Hardware, and plumbing and heating equipment and supplies -----	114	568 221	27 467	942	73	(D)	(D)	FF	41	(D)
5072	Hardware -----	42	260 509	11 549	404	30	85 026	8 303	316	12	175 483
5074	Plumbing and heating equipment and supplies (hydronics) -----	34	256 315	11 552	378	18	66 062	6 560	238	16	190 253
5075	Warm air heating and air-conditioning equipment and supplies -----	31	43 170	3 094	109	21	(D)	(D)	BB	10	(D)
5078	Refrigeration equipment and supplies -----	7	8 227	1 272	51	4	(D)	(D)	BB	3	(D)
508	Machinery, equipment, and supplies -----	322	1 554 383	134 910	3 771	233	968 640	107 662	3 062	89	585 743
5082	Construction and mining (except petroleum) machinery and equipment -----	14	100 027	7 983	207	10	(D)	(D)	CC	4	(D)
5083	Farm and garden machinery and equipment -----	7	18 067	1 444	49	7	18 067	1 444	49	-	-
5084	Industrial machinery and equipment -----	169	735 757	62 290	1 593	114	501 269	51 321	1 319	55	234 488
5085	Industrial supplies -----	81	491 731	32 523	973	61	237 229	21 658	705	20	254 502
5087	Service establishment equipment and supplies -----	41	120 916	16 772	561	33	(D)	(D)	EE	8	(D)
5088	Transportation equipment and supplies, except motor vehicles -----	10	87 885	13 898	388	8	(D)	(D)	EE	2	(D)
509	Miscellaneous durable goods -----	199	965 077	52 601	1 869	165	(D)	(D)	GG	34	(D)
5091	Sporting and recreational goods and supplies -----	27	122 407	7 084	275	16	40 942	4 466	212	11	81 465
5092	Toys and hobby goods and supplies -----	12	44 866	3 465	163	9	23 889	3 054	152	3	20 977
5093	Scrap and waste materials -----	49	231 450	20 149	747	49	231 450	20 149	747	-	-
5094	Jewelry, watches, precious stones, and precious metals -----	74	255 576	11 846	344	65	167 714	8 559	290	9	87 862
5099	Durable goods, n.e.c. -----	37	310 778	10 057	340	26	(D)	(D)	CC	11	(D)
51	Nondurable goods -----	953	15 226 952	521 758	15 998	596	6 378 473	315 736	10 293	357	8 848 479
511	Paper and paper products -----	122	1 729 196	76 378	2 317	84	604 349	48 123	1 495	38	1 124 847
5111	Printing and writing paper -----	23	459 037	12 714	339	16	161 091	8 623	244	7	297 946
5112	Stationery and office supplies -----	55	132 802	13 085	538	38	80 185	10 388	453	17	52 617
5113	Industrial and personal service paper -----	44	1 137 357	50 579	1 440	30	363 073	29 112	798	14	774 284
512	Drugs, drug proprietaries, and druggists' sundries -----	34	1 086 490	41 190	1 008	18	182 551	5 539	217	16	903 939
5122	Drugs, drug proprietaries, and druggists' sundries -----	34	1 086 490	41 190	1 008	18	182 551	5 539	217	16	903 939
513	Apparel, piece goods, and notions -----	197	1 021 778	45 328	1 663	107	186 811	21 416	735	90	834 967
5131	Piece goods, notions, and other dry goods -----	51	258 088	17 969	753	34	(D)	(D)	EE	17	(D)
5136	Men's and boys' clothing and furnishings -----	41	307 409	12 362	462	23	63 782	4 646	156	18	243 627
5137	Women's, children's, and infants' clothing and accessories -----	98	428 682	13 593	401	46	37 894	5 457	181	52	390 788
5139	Footwear -----	7	27 599	1 404	47	4	(D)	(D)	BB	3	(D)
514	Groceries and related products -----	149	3 908 420	156 384	5 428	107	2 233 318	114 266	4 124	42	1 675 102
5141	Groceries, general line -----	24	786 490	47 910	1 864	21	(D)	(D)	GG	3	(D)
5142	Packaged frozen foods -----	28	1 026 969	33 162	963	18	732 763	25 506	712	10	294 206
5143	Dairy products, except dried or canned -----	7	96 683	4 523	139	6	(D)	(D)	CC	1	(D)
5144	Poultry and poultry products -----	4	69 304	4 417	218	4	69 304	4 417	218	-	-
5145	Confectionery -----	7	89 829	4 012	142	4	(D)	(D)	BB	3	(D)

**Table 6. Summary Statistics for Counties With 200 Establishments or More: 1992 — Con.**

[For meaning of abbreviations and symbols, see introductory text. For explanation of terms and comparability of 1987 and 1992 censuses, see appendix A. For information on geographic areas followed by ▲, see appendix F]

SIC code	Geographic area and kind of business	Estab-lish-ments (number)	Sales (\$1,000)	Annual payroll (\$1,000)	Paid employees for pay period including March 12 (number)	Merchant wholesalers				Other operating types	
						Estab-lish-ments (number)	Sales (\$1,000)	Annual payroll (\$1,000)	Paid employees for pay period including March 12 (number)	Estab-lish-ments (number)	Sales (\$1,000)
<b>FULTON COUNTY — Con.</b>											
<b>51</b>	<b>Nondurable goods — Con.</b>										
514	Groceries and related products — Con.										
5146	Fish and seafoods .....	4	(D)	(D)	CC	4	(D)	(D)	CC	—	—
5147	Meats and meat products .....	17	491 484	16 722	628	14	450 008	15 968	595	3	41 476
5148	Fresh fruits and vegetables .....	6	12 468	1 145	83	6	12 468	1 145	83	—	—
5149	Groceries and related products, n.e.c. ....	52	(D)	(D)	GG	30	(D)	(D)	EE	22	1 144 570
515	Farm-product raw materials .....	10	406 903	2 308	43	5	(D)	(D)	BB	5	(D)
5153	Grain and field beans .....	4	(D)	(D)	AA	2	(D)	(D)	AA	2	(D)
5154	Livestock .....	—	—	—	—	—	—	—	—	—	—
5159	Farm-product raw materials, n.e.c. ....	6	(D)	(D)	BB	3	(D)	(D)	BB	3	(D)
516	Chemicals and allied products .....	120	2 799 051	59 364	1 438	69	343 113	21 723	584	51	2 455 938
5162	Plastics materials and basic forms and shapes ...	34	460 231	7 649	205	16	78 221	2 703	110	18	382 010
5169	Chemicals and allied products, n.e.c. ....	86	2 338 820	51 715	1 233	53	264 892	19 020	474	33	2 073 928
517	Petroleum and petroleum products .....	27	2 059 671	16 207	340	21	1 836 104	13 890	285	6	223 567
5171	Petroleum bulk stations and terminals .....	13	(D)	(D)	CC	11	(D)	(D)	CC	2	(D)
5172	Petroleum and petroleum products wholesalers, except bulk stations and terminals .....	14	(D)	(D)	CC	10	(D)	(D)	CC	4	(D)
518	Beer, wine, and distilled alcoholic beverages .....	23	904 037	55 248	1 332	11	(D)	(D)	GG	12	(D)
5181	Beer and ale .....	6	(D)	(D)	FF	5	(D)	(D)	FF	1	(D)
5182	Wine and distilled alcoholic beverages .....	17	(D)	(D)	FF	6	(D)	(D)	FF	11	(D)
519	Miscellaneous nondurable goods .....	271	1 311 406	69 351	2 429	174	(D)	(D)	GG	97	(D)
5191	Farm supplies .....	24	330 649	7 999	204	17	68 830	2 022	98	7	261 819
5192	Books, periodicals, and newspapers .....	37	218 393	15 675	523	18	92 261	6 661	295	19	126 132
5193	Flowers, nursery stock, and florists' supplies .....	29	27 948	4 555	192	28	(D)	(D)	CC	1	(D)
5194	Tobacco and tobacco products .....	7	210 678	4 386	173	6	(D)	(D)	CC	1	(D)
5198	Paints, varnishes, and supplies .....	31	149 741	8 640	321	14	33 879	3 776	150	17	115 862
5199	Nondurable goods, n.e.c. ....	143	373 997	28 096	1 016	91	(D)	(D)	FF	52	(D)
<b>WINNETT COUNTY</b>											
	<b>Wholesale trade .....</b>	<b>1 672</b>	<b>16 544 086</b>	<b>912 590</b>	<b>28 451</b>	<b>1 209</b>	<b>8 498 523</b>	<b>591 196</b>	<b>17 506</b>	<b>463</b>	<b>8 045 563</b>
<b>50</b>	<b>Durable goods .....</b>	<b>1 295</b>	<b>11 678 771</b>	<b>735 133</b>	<b>20 158</b>	<b>958</b>	<b>7 338 306</b>	<b>515 625</b>	<b>14 916</b>	<b>337</b>	<b>4 340 465</b>
501	Motor vehicles and motor vehicle parts and supplies .....	100	1 517 197	64 002	2 024	87	1 296 743	59 399	1 849	13	220 454
5012	Automobiles and other motor vehicles .....	20	(D)	(D)	FF	18	(D)	(D)	FF	2	(D)
5013	Motor vehicle supplies and new parts .....	63	560 365	44 924	1 281	55	(D)	(D)	GG	8	(D)
5014	Tires and tubes .....	5	(D)	(D)	BB	2	(D)	(D)	AA	3	(D)
5015	Motor vehicle parts, used .....	12	(D)	(D)	BB	12	(D)	(D)	BB	—	—
502	Furniture and homefurnishings .....	66	217 686	21 254	775	55	169 070	18 548	702	11	48 616
5021	Furniture .....	25	102 337	12 439	440	21	77 688	11 388	416	4	24 649
5023	Homefurnishings .....	41	115 349	8 815	335	34	91 382	7 160	286	7	23 967
503	Lumber and other construction materials .....	73	452 466	31 291	967	52	299 921	23 879	715	21	152 545
5031	Lumber, plywood, millwork, and wood panels .....	31	313 588	21 533	646	23	246 219	16 391	473	8	67 369
5032	Brick, stone, and related construction materials ...	23	(D)	(D)	CC	16	(D)	(D)	CC	7	(D)
5033	Roofing, siding, and insulation materials .....	9	(D)	(D)	BB	7	(D)	(D)	BB	2	(D)
5039	Construction materials, n.e.c. ....	10	(D)	(D)	BB	6	9 380	1 219	34	4	(D)
504	Professional and commercial equipment and supplies .....	291	2 695 338	236 042	6 075	234	1 975 126	158 040	4 275	57	720 212
5043	Photographic equipment and supplies .....	11	167 956	8 583	179	8	159 638	8 269	167	3	8 318
5044	Office equipment .....	43	614 670	54 099	1 648	34	528 246	39 085	1 233	9	86 424
5045	Computers and computer peripheral equipment and software .....	142	986 857	80 773	2 005	124	832 814	65 223	1 729	18	154 043
5046	Commercial equipment, n.e.c. ....	19	68 950	4 823	154	14	(D)	(D)	CC	5	(D)
5047	Medical, dental, and hospital equipment and supplies .....	48	679 884	66 694	1 521	33	252 265	26 222	605	15	427 619
5048	Ophthalmic goods .....	7	19 970	1 429	53	6	(D)	(D)	BB	1	(D)
5049	Professional equipment and supplies, n.e.c. ....	21	157 051	19 641	515	15	130 549	14 093	366	6	26 502
505	Metals and minerals, except petroleum .....	52	507 650	26 183	868	36	245 932	21 185	726	16	261 718
5051	Metals service centers and offices .....	51	(D)	(D)	FF	35	(D)	(D)	FF	16	261 718
5052	Coal and other minerals and ores .....	1	(D)	(D)	AA	1	(D)	(D)	AA	—	—
506	Electrical goods .....	244	3 340 363	150 569	3 827	155	1 671 626	96 682	2 544	89	1 668 737
5063	Electrical apparatus and equipment, wiring supplies, and construction materials .....	82	755 761	46 173	1 251	51	315 185	28 084	819	31	440 576
5064	Electrical appliances, television and radio sets .....	19	1 306 832	40 723	887	11	805 914	30 547	665	8	500 918
5065	Electronic parts and equipment, n.e.c. ....	143	1 277 770	63 673	1 689	93	550 527	38 051	1 060	50	727 243
507	Hardware, and plumbing and heating equipment and supplies .....	94	545 284	49 521	1 518	67	377 083	36 975	1 210	27	168 201
5072	Hardware .....	42	244 223	19 552	696	32	189 080	14 670	584	10	55 143
5074	Plumbing and heating equipment and supplies (hydronics) .....	30	137 058	12 509	361	20	106 362	11 382	327	10	30 696
5075	Warm air heating and air-conditioning equipment and supplies .....	19	(D)	(D)	EE	13	(D)	(D)	EE	6	(D)
5078	Refrigeration equipment and supplies .....	3	(D)	(D)	CC	2	(D)	(D)	AA	1	(D)

**Table 6. Summary Statistics for Counties With 200 Establishments or More: 1992 — Con.**

[For meaning of abbreviations and symbols, see introductory text. For explanation of terms and comparability of 1987 and 1992 censuses, see appendix A. For information on geographic areas followed by ▲, see appendix F]

SIC code	Geographic area and kind of business	Estab-lish-ments (number)	Sales (\$1,000)	Annual payroll (\$1,000)	Paid employees for pay period including March 12 (number)	Merchant wholesalers				Other operating types	
						Estab-lish-ments (number)	Sales (\$1,000)	Annual payroll (\$1,000)	Paid employees for pay period including March 12 (number)	Estab-lish-ments (number)	Sales (\$1,000)
<b>GWINNETT COUNTY — Con.</b>											
<b>50</b>	<b>Durable goods — Con.</b>										
508	Machinery, equipment, and supplies .....	293	1 905 749	132 366	3 347	212	1 094 208	81 347	2 264	81	811 541
5082	Construction and mining (except petroleum) machinery and equipment .....	28	337 423	8 870	226	21	121 502	5 218	166	7	215 921
5083	Farm and garden machinery and equipment .....	16	340 589	11 678	289	15	(D)	(D)	EE	1	(D)
5084	Industrial machinery and equipment .....	160	980 803	88 710	2 092	103	513 482	47 143	1 218	57	467 321
5085	Industrial supplies .....	58	201 950	16 721	526	46	91 779	11 494	393	12	110 171
5087	Service establishment equipment and supplies .....	19	27 824	5 189	172	19	27 824	5 189	172	—	—
5088	Transportation equipment and supplies, except motor vehicles .....	12	17 160	1 198	42	8	(D)	(D)	BB	4	(D)
509	Miscellaneous durable goods .....	82	497 038	23 905	757	60	208 597	19 570	631	22	288 441
5091	Sporting and recreational goods and supplies .....	20	194 426	11 985	344	15	92 124	9 574	290	5	102 302
5092	Toys and hobby goods and supplies .....	4	2 986	452	14	3	(D)	(D)	AA	1	(D)
5093	Scrap and waste materials .....	14	56 043	3 342	88	12	(D)	(D)	BB	2	(D)
5094	Jewelry, watches, precious stones, and precious metals .....	12	13 242	1 259	52	9	(D)	(D)	BB	3	(D)
5099	Durable goods, n.e.c. ....	32	230 341	6 867	259	21	(D)	(D)	CC	11	(D)
<b>51</b>	<b>Nondurable goods .....</b>	<b>377</b>	<b>4 865 315</b>	<b>177 457</b>	<b>8 293</b>	<b>251</b>	<b>1 160 217</b>	<b>75 571</b>	<b>2 590</b>	<b>126</b>	<b>3 705 098</b>
511	Paper and paper products .....	77	459 305	36 321	3 738	59	201 381	17 831	705	18	257 924
5111	Printing and writing paper .....	7	10 311	940	34	5	(D)	(D)	BB	2	(D)
5112	Stationery and office supplies .....	54	389 981	33 194	3 656	42	(D)	(D)	FF	12	(D)
5113	Industrial and personal service paper .....	16	59 013	2 187	48	12	27 608	1 827	38	4	31 405
512	Drugs, drug proprietaries, and druggists' sundries .....	18	1 411 809	46 910	1 676	11	(D)	(D)	CC	7	(D)
5122	Drugs, drug proprietaries, and druggists' sundries .....	18	1 411 809	46 910	1 676	11	(D)	(D)	CC	7	(D)
513	Apparel, piece goods, and notions .....	48	183 733	12 647	340	32	56 696	5 810	195	16	127 037
5131	Piece goods, notions, and other dry goods .....	14	59 126	4 441	49	10	5 644	942	34	4	53 482
5136	Men's and boys' clothing and furnishings .....	15	90 221	5 417	204	10	(D)	(D)	BB	5	(D)
5137	Women's, children's, and infants' clothing and accessories .....	15	(D)	(D)	BB	9	(D)	(D)	BB	6	(D)
5139	Footwear .....	4	(D)	(D)	BB	3	(D)	(D)	BB	1	(D)
514	Groceries and related products .....	68	1 334 132	36 428	1 263	32	313 477	18 051	616	36	1 020 655
5141	Groceries, general line .....	10	203 105	7 373	213	5	(D)	(D)	CC	5	(D)
5142	Packages, frozen foods .....	7	79 377	1 673	71	2	(D)	(D)	AA	5	(D)
5143	Dairy products, except dried or canned .....	7	129 312	2 689	79	—	—	—	—	7	129 312
5144	Poultry and poultry products .....	6	41 206	1 053	23	4	(D)	(D)	AA	2	(D)
5145	Confectionery .....	6	(D)	(D)	BB	5	(D)	(D)	BB	1	(D)
5146	Fish and seafoods .....	1	(D)	(D)	AA	1	(D)	(D)	AA	—	—
5147	Meats and meat products .....	6	(D)	(D)	BB	5	(D)	(D)	BB	1	(D)
5148	Fresh fruits and vegetables .....	2	(D)	(D)	AA	2	(D)	(D)	AA	—	—
5149	Groceries and related products, n.e.c. ....	23	750 170	18 291	710	8	(D)	(D)	EE	15	(D)
515	Farm-product raw materials .....	2	(D)	(D)	AA	—	—	—	—	2	(D)
5153	Grain and field beans .....	1	(D)	(D)	AA	—	—	—	—	1	(D)
5154	Livestock .....	1	(D)	(D)	AA	—	—	—	—	—	—
5159	Farm-product raw materials, n.e.c. ....	1	(D)	(D)	AA	—	—	—	—	1	(D)
516	Chemicals and allied products .....	52	954 223	17 831	419	32	98 781	7 259	179	20	855 442
5162	Plastics materials and basic forms and shapes .....	21	300 785	4 592	89	14	(D)	(D)	BB	7	(D)
5169	Chemicals and allied products, n.e.c. ....	31	653 438	13 239	330	18	(D)	(D)	CC	13	(D)
517	Petroleum and petroleum products .....	6	(D)	(D)	BB	4	(D)	(D)	BB	2	(D)
5171	Petroleum bulk stations and terminals .....	4	31 661	1 855	35	3	(D)	(D)	BB	1	(D)
5172	Petroleum and petroleum products wholesalers, except bulk stations and terminals .....	2	(D)	(D)	AA	1	(D)	(D)	AA	1	(D)
518	Beer, wine, and distilled alcoholic beverages .....	2	(D)	(D)	BB	2	(D)	(D)	BB	—	—
5181	Beer and ale .....	1	(D)	(D)	BB	1	(D)	(D)	BB	—	—
5182	Wine and distilled alcoholic beverages .....	1	(D)	(D)	AA	1	(D)	(D)	AA	—	—
519	Miscellaneous nondurable goods .....	104	262 865	23 223	755	79	(D)	(D)	FF	25	(D)
5191	Farm supplies .....	9	17 929	1 702	59	9	17 929	1 702	59	—	—
5192	Books, periodicals, and newspapers .....	8	62 159	4 166	107	4	1 882	219	10	4	60 277
5193	Flowers, nursery stock, and florists' supplies .....	7	12 045	1 396	64	6	(D)	(D)	BB	1	(D)
5194	Tobacco and tobacco products .....	1	(D)	(D)	AA	1	(D)	(D)	AA	—	—
5198	Paints, varnishes, and supplies .....	18	68 070	5 435	181	9	51 834	4 470	144	9	16 236
5199	Nondurable goods, n.e.c. ....	61	(D)	(D)	EE	50	78 380	9 471	306	11	(D)
<b>HALL COUNTY</b>											
	<b>Wholesale trade .....</b>	<b>247</b>	<b>1 194 197</b>	<b>71 592</b>	<b>3 056</b>	<b>210</b>	<b>887 939</b>	<b>60 786</b>	<b>2 598</b>	<b>37</b>	<b>306 258</b>
<b>50</b>	<b>Durable goods .....</b>	<b>148</b>	<b>422 725</b>	<b>31 077</b>	<b>1 275</b>	<b>129</b>	<b>329 994</b>	<b>28 971</b>	<b>1 177</b>	<b>19</b>	<b>92 731</b>
501	Motor vehicles and motor vehicle parts and supplies .....	28	50 937	5 325	293	27	(D)	(D)	CC	1	(D)
502	Furniture and home furnishings .....	2	(D)	(D)	AA	1	(D)	(D)	AA	1	(D)
503	Lumber and other construction materials .....	4	5 435	672	24	4	5 435	672	24	—	—
504	Professional and commercial equipment and supplies .....	16	15 733	2 282	107	13	14 903	2 091	103	3	830
505	Metals and minerals, except petroleum .....	2	(D)	(D)	BB	1	(D)	(D)	BB	1	(D)
506	Electrical goods .....	12	33 847	4 855	158	9	30 113	4 768	156	3	3 734

**Table 6. Summary Statistics for Counties With 200 Establishments or More: 1992 — Con.**

[For meaning of abbreviations and symbols, see introductory text. For explanation of terms and comparability of 1987 and 1992 censuses, see appendix A. For information on geographic areas followed by ▲, see appendix F]

SIC code	Geographic area and kind of business	Estab-lish-ments (number)	Sales (\$1,000)	Annual payroll (\$1,000)	Paid employees for pay period including March 12 (number)	Merchant wholesalers				Other operating types	
						Estab-lish-ments (number)	Sales (\$1,000)	Annual payroll (\$1,000)	Paid employees for pay period including March 12 (number)	Estab-lish-ments (number)	Sales (\$1,000)
<b>HALL COUNTY — Con.</b>											
<b>50</b>	<b>Durable goods — Con.</b>										
507	Hardware, and plumbing and heating equipment and supplies -----	13	166 811	6 632	249	12	(D)	(D)	CC	1	(D)
508	Machinery, equipment, and supplies -----	58	115 575	8 482	316	51	57 845	7 489	297	7	57 730
509	Miscellaneous durable goods -----	13	(D)	(D)	BB	11	(D)	(D)	BB	2	(D)
<b>51</b>	<b>Nondurable goods -----</b>	<b>99</b>	<b>771 472</b>	<b>40 515</b>	<b>1 781</b>	<b>81</b>	<b>557 945</b>	<b>31 815</b>	<b>1 421</b>	<b>18</b>	<b>213 527</b>
511	Paper and paper products -----	11	40 328	2 044	95	11	40 328	2 044	95	—	—
512	Drugs, drug proprietaries, and druggists' sundries ---	2	(D)	(D)	AA	2	(D)	(D)	AA	—	(D)
513	Apparel, piece goods, and notions -----	3	(D)	(D)	BB	2	(D)	(D)	BB	1	(D)
514	Groceries and related products -----	35	317 386	21 597	947	27	150 118	13 806	647	8	167 268
515	Farm-product raw materials -----	4	12 755	371	36	3	(D)	(D)	AA	1	(D)
516	Chemicals and allied products -----	13	26 953	2 860	98	8	12 322	2 256	72	5	14 631
517	Petroleum and petroleum products -----	12	259 959	6 637	287	11	(D)	(D)	EE	1	(D)
518	Beer, wine, and distilled alcoholic beverages -----	2	(D)	(D)	BB	2	(D)	(D)	BB	—	—
519	Miscellaneous nondurable goods -----	17	72 872	3 833	162	15	(D)	(D)	CC	2	(D)
<b>MUSCOGEE COUNTY</b>											
	<b>Wholesale trade -----</b>	<b>245</b>	<b>929 692</b>	<b>72 056</b>	<b>2 794</b>	<b>212</b>	<b>(D)</b>	<b>(D)</b>	<b>GG</b>	<b>33</b>	<b>(D)</b>
<b>50</b>	<b>Durable goods -----</b>	<b>160</b>	<b>(D)</b>	<b>(D)</b>	<b>GG</b>	<b>148</b>	<b>(D)</b>	<b>(D)</b>	<b>GG</b>	<b>12</b>	<b>(D)</b>
501	Motor vehicles and motor vehicle parts and supplies -----	33	(D)	(D)	CC	33	(D)	(D)	CC	—	—
502	Furniture and homefurnishings -----	8	(D)	(D)	CC	4	(D)	(D)	BB	4	(D)
503	Lumber and other construction materials -----	6	(D)	(D)	BB	6	(D)	(D)	BB	—	—
504	Professional and commercial equipment and supplies -----	26	(D)	(D)	EE	23	(D)	(D)	CC	3	(D)
505	Metals and minerals, except petroleum -----	2	(D)	(D)	BB	2	(D)	(D)	BB	—	—
506	Electrical goods -----	16	36 909	4 986	155	15	(D)	(D)	CC	1	(D)
507	Hardware, and plumbing and heating equipment and supplies -----	15	(D)	(D)	CC	15	(D)	(D)	CC	—	—
508	Machinery, equipment, and supplies -----	40	51 487	6 547	298	37	(D)	(D)	EE	3	(D)
509	Miscellaneous durable goods -----	14	(D)	(D)	CC	13	(D)	(D)	CC	1	(D)
<b>51</b>	<b>Nondurable goods -----</b>	<b>85</b>	<b>(D)</b>	<b>(D)</b>	<b>GG</b>	<b>64</b>	<b>267 935</b>	<b>18 261</b>	<b>735</b>	<b>21</b>	<b>(D)</b>
511	Paper and paper products -----	15	(D)	(D)	BB	9	(D)	(D)	BB	6	16 356
512	Drugs, drug proprietaries, and druggists' sundries ---	4	3 552	579	20	4	3 552	579	20	—	—
513	Apparel, piece goods, and notions -----	4	(D)	(D)	EE	3	(D)	(D)	BB	—	(D)
514	Groceries and related products -----	19	(D)	(D)	EE	15	120 111	4 245	221	4	(D)
515	Farm-product raw materials -----	1	(D)	(D)	AA	—	—	—	—	1	(D)
516	Chemicals and allied products -----	7	7 437	745	26	6	(D)	(D)	AA	1	(D)
517	Petroleum and petroleum products -----	13	100 665	2 784	113	10	50 623	2 356	100	3	50 042
518	Beer, wine, and distilled alcoholic beverages -----	4	(D)	(D)	CC	4	(D)	(D)	CC	—	—
519	Miscellaneous nondurable goods -----	18	33 599	2 763	142	13	(D)	(D)	CC	5	(D)
<b>RICHMOND COUNTY</b>											
	<b>Wholesale trade -----</b>	<b>305</b>	<b>1 029 668</b>	<b>86 235</b>	<b>3 324</b>	<b>276</b>	<b>916 522</b>	<b>78 228</b>	<b>3 111</b>	<b>29</b>	<b>113 146</b>
<b>50</b>	<b>Durable goods -----</b>	<b>219</b>	<b>582 312</b>	<b>62 587</b>	<b>2 329</b>	<b>199</b>	<b>527 521</b>	<b>56 681</b>	<b>2 186</b>	<b>20</b>	<b>54 791</b>
501	Motor vehicles and motor vehicle parts and supplies -----	37	63 820	8 661	381	36	(D)	(D)	EE	1	(D)
502	Furniture and homefurnishings -----	10	(D)	(D)	CC	9	(D)	(D)	CC	1	(D)
503	Lumber and other construction materials -----	25	134 281	6 355	225	21	118 887	5 833	208	4	15 394
504	Professional and commercial equipment and supplies -----	30	103 166	15 753	475	24	80 072	11 614	389	6	23 094
505	Metals and minerals, except petroleum -----	3	(D)	(D)	BB	3	(D)	(D)	BB	—	—
506	Electrical goods -----	17	60 773	5 136	201	15	(D)	(D)	CC	2	(D)
507	Hardware, and plumbing and heating equipment and supplies -----	21	34 527	4 026	161	20	(D)	(D)	CC	1	(D)
508	Machinery, equipment, and supplies -----	61	119 140	14 446	525	57	112 169	14 171	516	4	6 971
509	Miscellaneous durable goods -----	15	(D)	(D)	CC	14	(D)	(D)	CC	1	(D)
<b>51</b>	<b>Nondurable goods -----</b>	<b>86</b>	<b>447 356</b>	<b>23 648</b>	<b>995</b>	<b>77</b>	<b>389 001</b>	<b>21 547</b>	<b>925</b>	<b>9</b>	<b>58 355</b>
511	Paper and paper products -----	16	42 984	5 376	235	15	(D)	(D)	CC	1	(D)
512	Drugs, drug proprietaries, and druggists' sundries ---	3	(D)	(D)	AA	3	(D)	(D)	AA	—	—
513	Apparel, piece goods, and notions -----	4	5 013	337	10	3	(D)	(D)	AA	1	(D)
514	Groceries and related products -----	13	30 090	2 149	111	13	30 090	2 149	111	—	—
515	Farm-product raw materials -----	2	(D)	(D)	AA	1	(D)	(D)	AA	1	(D)
516	Chemicals and allied products -----	8	37 667	2 872	82	5	(D)	(D)	BB	3	(D)
517	Petroleum and petroleum products -----	9	(D)	(D)	CC	8	(D)	(D)	CC	1	(D)
518	Beer, wine, and distilled alcoholic beverages -----	7	(D)	(D)	CC	7	(D)	(D)	CC	—	—
519	Miscellaneous nondurable goods -----	24	(D)	(D)	CC	22	(D)	(D)	CC	2	(D)

**Table 6. Summary Statistics for Counties With 200 Establishments or More: 1992 — Con.**

[For meaning of abbreviations and symbols, see introductory text. For explanation of terms and comparability of 1987 and 1992 censuses, see appendix A. For information on geographic areas followed by ▲, see appendix F]

SIC code	Geographic area and kind of business	Estab-lish-ments (number)	Sales (\$1,000)	Annual payroll (\$1,000)	Paid employees for pay period including March 12 (number)	Merchant wholesalers				Other operating types	
						Estab-lish-ments (number)	Sales (\$1,000)	Annual payroll (\$1,000)	Paid employees for pay period including March 12 (number)	Estab-lish-ments (number)	Sales (\$1,000)
<b>WHITFIELD COUNTY</b>											
	Wholesale trade -----	352	3 561 075	113 885	4 315	311	724 406	60 135	2 596	41	2 836 669
50	Durable goods -----	247	2 440 622	87 497	3 445	228	528 978	44 757	1 927	19	1 911 644
501	Motor vehicles and motor vehicle parts and supplies -----	18	23 121	3 126	128	16	(D)	(D)	CC	2	(D)
502	Furniture and homefurnishings -----	134	2 267 515	66 540	2 616	122	366 933	24 411	1 114	12	1 900 582
503	Lumber and other construction materials -----	5	5 785	914	46	5	5 785	914	46	—	—
504	Professional and commercial equipment and supplies -----	10	6 931	1 216	50	9	(D)	(D)	BB	1	(D)
505	Metals and minerals, except petroleum -----	3	4 936	907	39	3	4 936	907	39	—	—
506	Electrical goods -----	12	24 008	3 490	115	11	(D)	(D)	CC	1	(D)
507	Hardware, and plumbing and heating equipment and supplies -----	7	4 043	445	23	7	4 043	445	23	—	—
508	Machinery, equipment, and supplies -----	38	74 245	8 393	290	37	(D)	(D)	EE	1	(D)
509	Miscellaneous durable goods -----	20	30 038	2 466	138	18	(D)	(D)	CC	2	(D)
51	Nondurable goods -----	105	1 120 453	26 388	870	83	195 428	15 378	669	22	925 025
511	Paper and paper products -----	8	9 566	1 062	50	7	(D)	(D)	BB	1	(D)
512	Drugs, drug proprietaries, and druggists' sundries -----	1	(D)	(D)	AA	1	(D)	(D)	AA	—	—
513	Apparel, piece goods, and notions -----	18	(D)	(D)	CC	16	(D)	(D)	CC	2	(D)
514	Groceries and related products -----	4	(D)	(D)	BB	3	(D)	(D)	AA	1	(D)
515	Farm-product raw materials -----	—	—	—	—	—	—	—	—	—	—
516	Chemicals and allied products -----	33	626 938	13 018	349	26	82 803	7 461	237	7	544 135
517	Petroleum and petroleum products -----	7	24 981	1 401	59	7	24 981	1 401	59	—	—
518	Beer, wine, and distilled alcoholic beverages -----	1	(D)	(D)	BB	1	(D)	(D)	BB	—	—
519	Miscellaneous nondurable goods -----	33	(D)	(D)	CC	22	(D)	(D)	CC	11	(D)

**Table 7. Summary Statistics for Metropolitan Areas: 1992**

[For meaning of abbreviations and symbols, see introductory text. For explanation of terms and comparability of 1987 and 1992 censuses, see appendix A. For definitions of CMSA's, MSA's, and PMSA's, see appendix D]

SIC code	Geographic area and kind of business	Estab-lish-ments (number)	Sales (\$1,000)	Annual payroll (\$1,000)	Paid employees for pay period including March 12 (number)	Merchant wholesalers				Other operating types	
						Estab-lish-ments (number)	Sales (\$1,000)	Annual payroll (\$1,000)	Paid employees for pay period including March 12 (number)	Estab-lish-ments (number)	Sales (\$1,000)
<b>ALBANY, GA MSA</b>											
	Wholesale trade -----	256	1 109 369	61 143	2 597	233	945 878	54 450	2 265	23	163 491
50	Durable goods -----	168	310 138	36 452	1 522	159	272 097	34 970	1 409	9	38 041
501	Motor vehicles and motor vehicle parts and supplies -----	38	(D)	(D)	EE	36	(D)	(D)	EE	2	(D)
502	Furniture and homefurnishings -----	1	(D)	(D)	AA	1	(D)	(D)	AA	—	—
503	Lumber and other construction materials -----	10	25 585	2 630	89	10	25 585	2 630	89	—	—
504	Professional and commercial equipment and supplies -----	29	36 980	6 506	223	25	34 895	6 061	213	4	2 085
505	Metals and minerals, except petroleum -----	4	(D)	(D)	BB	4	(D)	(D)	BB	—	—
506	Electrical goods -----	13	19 196	2 336	104	13	19 196	2 336	104	—	—
507	Hardware, and plumbing and heating equipment and supplies -----	10	21 916	2 737	113	10	21 916	2 737	113	—	—
508	Machinery, equipment, and supplies -----	52	(D)	(D)	FF	50	(D)	(D)	FF	2	(D)
509	Miscellaneous durable goods -----	11	(D)	(D)	BB	10	(D)	(D)	BB	1	(D)
51	Nondurable goods -----	88	799 231	24 691	1 075	74	673 781	19 480	856	14	125 450
511	Paper and paper products -----	11	(D)	(D)	CC	10	(D)	(D)	CC	1	(D)
512	Drugs, drug proprietaries, and druggists' sundries -----	2	(D)	(D)	AA	2	(D)	(D)	AA	—	—
513	Apparel, piece goods, and notions -----	1	(D)	(D)	AA	1	(D)	(D)	AA	—	—
514	Groceries and related products -----	16	81 893	5 040	253	8	16 517	1 579	91	8	65 376
515	Farm-product raw materials -----	5	(D)	(D)	BB	4	(D)	(D)	BB	1	(D)
516	Chemicals and allied products -----	8	(D)	(D)	BB	7	7 379	745	(D)	1	(D)
517	Petroleum and petroleum products -----	11	(D)	(D)	CC	10	(D)	(D)	BB	1	(D)
518	Beer, wine, and distilled alcoholic beverages -----	7	88 969	6 739	242	7	88 969	6 739	242	—	—
519	Miscellaneous nondurable goods -----	27	(D)	(D)	CC	25	(D)	(D)	CC	2	(D)

**Table 7. Summary Statistics for Metropolitan Areas: 1992 – Con.**

[For meaning of abbreviations and symbols, see introductory text. For explanation of terms and comparability of 1987 and 1992 censuses, see appendix A. For definitions of CMSA's, MSA's, and PMSA's, see appendix D]

SIC code	Geographic area and kind of business	Estab-lish-ments (number)	Sales (\$1,000)	Annual payroll (\$1,000)	Paid employees for pay period including March 12 (number)	Merchant wholesalers			Other operating types		
						Estab-lish-ments (number)	Sales (\$1,000)	Annual payroll (\$1,000)	Paid employees for pay period including March 12 (number)	Estab-lish-ments (number)	Sales (\$1,000)
<b>ATHENS, GA MSA</b>											
	Wholesale trade -----	192	1 155 118	68 916	2 398	171	1 003 879	63 263	2 153	21	151 239
50	Durable goods -----	133	295 363	39 018	1 269	120	218 718	37 258	1 180	13	76 645
501	Motor vehicles and motor vehicle parts and supplies -----	26	87 014	4 025	204	22	19 892	3 042	155	4	67 122
502	Furniture and homefurnishings -----	4	(D)	(D)	BB	3	(D)	(D)	BB	1	(D)
503	Lumber and other construction materials -----	8	8 898	835	38	8	8 898	835	38	-	-
504	Professional and commercial equipment and supplies -----	17	(D)	(D)	CC	16	(D)	(D)	CC	1	(D)
505	Metals and minerals, except petroleum -----	1	(D)	(D)	AA	-	-	-	(D)	1	(D)
506	Electrical goods -----	18	34 498	2 944	133	17	(D)	(D)	CC	1	(D)
507	Hardware, and plumbing and heating equipment and supplies -----	17	27 269	3 256	136	16	(D)	(D)	CC	1	(D)
508	Machinery, equipment, and supplies -----	32	37 621	6 792	229	29	36 839	6 633	221	3	782
509	Miscellaneous durable goods -----	10	(D)	(D)	EE	9	(D)	(D)	EE	1	(D)
51	Nondurable goods -----	59	859 755	29 898	1 129	51	785 161	26 005	973	8	74 594
511	Paper and paper products -----	8	(D)	(D)	CC	7	(D)	(D)	CC	1	(D)
512	Drugs, drug proprietaries, and druggists' sundries -----	-	-	-	-	-	-	-	-	-	-
513	Apparel, piece goods, and notions -----	2	(D)	(D)	AA	2	(D)	(D)	AA	-	-
514	Groceries and related products -----	12	(D)	(D)	CC	9	(D)	(D)	BB	3	(D)
515	Farm-product raw materials -----	2	(D)	(D)	BB	1	(D)	(D)	AA	1	(D)
516	Chemicals and allied products -----	2	(D)	(D)	AA	2	(D)	(D)	AA	-	-
517	Petroleum and petroleum products -----	10	121 453	1 766	63	9	(D)	(D)	BB	1	(D)
518	Beer, wine, and distilled alcoholic beverages -----	3	54 912	7 033	193	3	54 912	7 033	193	-	-
519	Miscellaneous nondurable goods -----	20	(D)	(D)	FF	18	(D)	(D)	FF	2	(D)
<b>ATLANTA, GA MSA</b>											
	Wholesale trade -----	9 070	93 406 936	4 088 831	124 683	6 546	34 446 712	2 424 384	78 019	2 524	58 960 224
50	Durable goods -----	6 239	56 671 975	2 803 240	79 310	4 634	22 188 007	1 733 394	53 709	1 605	34 483 968
501	Motor vehicles and motor vehicle parts and supplies -----	689	19 100 497	309 751	10 254	587	5 391 556	213 377	7 169	102	13 708 941
5012	Automobiles and other motor vehicles -----	136	15 004 815	93 250	3 167	102	3 202 916	58 823	1 782	34	11 801 899
5013	Motor vehicle supplies and new parts -----	388	3 425 047	176 476	5 653	330	(D)	(D)	HH	58	(D)
5014	Tires and tubes -----	63	614 707	28 866	877	53	(D)	(D)	FF	10	(D)
5015	Motor vehicle parts, used -----	102	55 928	11 159	557	102	55 928	11 159	557	-	-
502	Furniture and homefurnishings -----	472	1 996 535	121 951	4 112	335	912 441	89 995	3 315	137	1 084 094
5021	Furniture -----	200	921 497	59 478	1 916	131	411 253	43 731	1 543	69	510 244
5023	Homefurnishings -----	272	1 075 038	62 473	2 196	204	501 188	46 264	1 772	68	573 850
503	Lumber and other construction materials -----	411	2 469 459	151 438	5 780	306	1 174 930	107 851	3 670	105	1 294 529
5031	Lumber, plywood, millwork, and wood panels -----	163	1 041 826	73 241	2 487	125	753 708	60 317	2 067	38	288 118
5032	Brick, stone, and related construction materials -----	104	208 817	19 091	664	79	(D)	(D)	FF	25	(D)
5033	Roofing, siding, and insulation materials -----	60	499 707	20 377	571	42	150 724	12 554	388	18	348 983
5039	Construction materials, n.e.c. -----	84	719 109	38 729	2 058	60	(D)	(D)	FF	24	(D)
504	Professional and commercial equipment and supplies -----	1 137	9 154 117	847 317	20 405	897	4 709 371	452 080	12 445	240	4 444 746
5043	Photographic equipment and supplies -----	45	(D)	(D)	GG	31	(D)	(D)	EE	14	(D)
5044	Office equipment -----	130	1 096 077	142 952	3 891	107	746 997	92 840	2 746	23	349 080
5045	Computers and computer peripheral equipment and software -----	508	3 776 389	394 896	8 515	435	2 309 886	189 111	4 893	73	1 466 503
5046	Commercial equipment, n.e.c. -----	114	336 624	38 547	1 224	84	(D)	(D)	GG	30	(D)
5047	Medical, dental, and hospital equipment and supplies -----	233	2 520 264	185 904	4 455	162	891 860	91 451	2 387	71	1 628 404
5048	Ophthalmic goods -----	38	58 340	6 206	248	27	(D)	(D)	CC	11	(D)
5049	Professional equipment and supplies, n.e.c. -----	69	(D)	(D)	FF	51	(D)	(D)	FF	18	(D)
505	Metals and minerals, except petroleum -----	236	3 099 729	110 581	2 970	154	1 079 218	66 816	2 150	82	2 020 511
5051	Metals service centers and offices -----	227	(D)	(D)	HH	147	(D)	(D)	GG	80	(D)
5052	Coal and other minerals and ores -----	9	(D)	(D)	BB	7	(D)	(D)	BB	2	(D)
506	Electrical goods -----	832	9 400 597	466 423	11 947	522	2 750 973	207 069	5 997	310	6 649 624
5063	Electrical apparatus and equipment, wiring supplies, and construction materials -----	384	2 578 010	205 467	5 499	248	956 822	94 916	2 963	136	1 621 188
5064	Electrical appliances, television and radio sets -----	82	2 019 019	60 130	1 466	42	(D)	(D)	FF	40	(D)
5065	Electronic parts and equipment, n.e.c. -----	366	4 803 568	200 826	4 982	232	(D)	(D)	GG	134	(D)
507	Hardware, and plumbing and heating equipment and supplies -----	471	2 164 734	143 396	4 544	344	1 083 248	106 009	3 573	127	1 081 486
5072	Hardware -----	170	976 097	55 212	1 863	123	447 009	40 102	1 476	47	529 088
5074	Plumbing and heating equipment and supplies (hydronics) -----	157	723 476	42 833	1 354	113	(D)	(D)	GG	44	(D)
5075	Warm air heating and air-conditioning equipment and supplies -----	112	339 286	36 232	1 054	86	(D)	(D)	FF	26	(D)
5078	Refrigeration equipment and supplies -----	32	125 875	9 119	273	22	39 870	4 528	151	10	86 005
508	Machinery, equipment, and supplies -----	1 397	6 728 114	498 791	13 938	1 011	3 567 208	360 222	10 631	386	3 160 906
5082	Construction and mining (except petroleum) machinery and equipment -----	93	695 672	43 113	1 122	75	411 033	36 871	976	18	284 639
5083	Farm and garden machinery and equipment -----	82	1 067 660	37 466	1 021	70	(D)	(D)	FF	12	(D)
5084	Industrial machinery and equipment -----	704	2 925 898	259 043	6 777	461	1 746 646	177 319	4 909	243	1 179 252
5085	Industrial supplies -----	313	1 425 957	99 925	3 075	236	628 165	73 778	2 384	77	797 792
5087	Service establishment equipment and supplies -----	144	339 973	37 460	1 312	125	193 998	30 647	1 143	19	145 975
5088	Transportation equipment and supplies, except motor vehicles -----	61	272 954	21 784	631	44	(D)	(D)	FF	17	(D)

**GA-46 GEORGIA**

**WHOLESALE TRADE—GEOGRAPHIC AREA SERIES**

**Table 7. Summary Statistics for Metropolitan Areas: 1992 – Con.**

[For meaning of abbreviations and symbols, see introductory text. For explanation of terms and comparability of 1987 and 1992 censuses, see appendix A. For definitions of CMSA's, MSA's, and PMSA's, see appendix D]

SIC code	Geographic area and kind of business	Estab-lish-ments (number)	Sales (\$1,000)	Annual payroll (\$1,000)	Paid employees for pay period including March 12 (number)	Merchant wholesalers			Other operating types		
						Estab-lish-ments (number)	Sales (\$1,000)	Annual payroll (\$1,000)	Paid employees for pay period including March 12 (number)	Estab-lish-ments (number)	Sales (\$1,000)
<b>ATLANTA, GA MSA – Con.</b>											
<b>50</b>	<b>Durable goods – Con.</b>										
509	Miscellaneous durable goods -----	594	2 558 193	153 592	5 360	478	1 519 062	129 975	4 759	116	1 039 131
5091	Sporting and recreational goods and supplies ----	104	616 133	36 146	1 241	72	327 066	27 921	1 062	32	289 067
5092	Toys and hobby goods and supplies -----	41	208 871	12 052	453	28	(D)	(D)	EE	13	(D)
5093	Scrap and waste materials -----	137	496 485	45 540	1 589	132	(D)	(D)	GG	5	(D)
5094	Jewelry, watches, precious stones, and precious metals-----	141	360 823	21 154	697	120	(D)	(D)	FF	21	(D)
5099	Durable goods, n.e.c. -----	171	875 881	38 700	1 380	126	(D)	(D)	GG	45	(D)
<b>51</b>	<b>Nondurable goods -----</b>	<b>2 831</b>	<b>36 734 961</b>	<b>1 285 591</b>	<b>45 373</b>	<b>1 912</b>	<b>12 258 705</b>	<b>690 990</b>	<b>24 310</b>	<b>919</b>	<b>24 476 256</b>
511	Paper and paper products -----	418	4 923 641	233 203	11 358	291	1 245 007	109 897	3 901	127	3 678 634
5111	Printing and writing paper -----	71	(D)	(D)	GG	44	(D)	(D)	FF	27	(D)
5112	Stationery and office supplies -----	245	(D)	(D)	II	181	(D)	(D)	GG	64	(D)
5113	Industrial and personal service paper -----	102	1 719 955	62 673	1 762	66	422 350	36 490	997	36	1 297 605
512	Drugs, drug proprietaries, and druggists' sundries ---	108	4 862 188	135 511	3 883	72	1 075 333	26 112	901	36	3 786 855
5122	Drugs, drug proprietaries, and druggists' sundries -	108	4 862 188	135 511	3 883	72	1 075 333	26 112	901	36	3 786 855
513	Apparel, piece goods, and notions -----	399	1 926 033	91 872	3 165	246	525 108	53 111	1 911	153	1 400 925
5131	Piece goods, notions, and other dry goods -----	115	578 555	35 850	1 262	79	172 271	19 308	728	36	406 284
5136	Men's and boys' clothing and furnishings -----	105	730 163	31 752	1 131	68	(D)	(D)	FF	37	(D)
5137	Women's, children's, and infants' clothing and accessories-----	155	544 431	20 601	656	84	(D)	(D)	EE	71	(D)
5139	Footwear -----	24	72 884	3 669	116	15	27 025	3 208	106	9	45 859
514	Groceries and related products -----	534	8 988 643	352 784	12 750	356	3 686 570	210 835	8 000	178	5 302 073
5141	Groceries, general line -----	62	1 186 257	65 260	2 465	51	(D)	(D)	GG	11	(D)
5142	Packaged frozen foods -----	72	1 688 318	58 529	1 783	42	967 648	40 716	1 202	30	720 670
5143	Dairy products, except dried or canned -----	29	328 150	14 768	522	12	94 391	6 554	221	17	233 759
5144	Poultry and poultry products -----	23	191 150	8 673	427	19	(D)	(D)	EE	4	(D)
5145	Confectionery -----	31	385 248	18 140	851	22	76 847	4 540	160	9	308 401
5146	Fish and seafoods -----	15	64 461	4 154	153	15	64 461	4 154	153	-	-
5147	Meats and meat products -----	55	1 368 187	40 018	1 415	40	551 666	22 213	864	15	816 521
5148	Fresh fruits and vegetables -----	63	451 556	31 126	1 423	56	401 268	29 774	1 395	7	50 288
5149	Groceries and related products, n.e.c. -----	184	3 325 316	112 116	3 711	99	(D)	(D)	GG	85	(D)
515	Farm-product raw materials -----	35	567 358	4 661	198	21	72 161	2 091	69	14	495 197
5153	Grain and field beans -----	10	77 244	1 243	38	7	(D)	(D)	BB	3	(D)
5154	Livestock -----	8	61 074	644	98	3	(D)	(D)	AA	5	(D)
5159	Farm-product raw materials, n.e.c. -----	17	429 040	2 774	62	11	(D)	(D)	BB	6	(D)
516	Chemicals and allied products -----	394	7 311 186	167 139	4 211	251	1 005 712	65 483	1 849	143	6 305 474
5162	Plastics materials and basic forms and shapes ---	109	2 334 489	30 199	709	65	247 526	12 969	376	44	2 086 963
5169	Chemicals and allied products, n.e.c. -----	285	4 976 697	136 940	3 502	186	758 186	52 514	1 473	99	4 218 511
517	Petroleum and petroleum products -----	127	3 917 517	39 537	1 135	100	2 389 732	28 748	852	27	1 527 785
5171	Petroleum bulk stations and terminals -----	90	1 689 550	24 995	870	71	(D)	(D)	FF	19	(D)
5172	Petroleum and petroleum products wholesalers, except bulk stations and terminals -----	37	2 227 967	14 542	265	29	(D)	(D)	CC	8	(D)
518	Beer, wine, and distilled alcoholic beverages -----	40	1 213 378	77 833	1 973	25	(D)	(D)	GG	15	(D)
5181	Beer and ale -----	16	311 475	29 884	981	14	(D)	(D)	FF	2	(D)
5182	Wine and distilled alcoholic beverages -----	24	901 903	47 949	992	11	375 512	43 451	906	13	526 391
519	Miscellaneous nondurable goods -----	776	3 025 017	183 051	6 700	550	(D)	(D)	HH	226	(D)
5191	Farm supplies -----	90	583 885	20 137	610	78	162 746	10 822	443	12	421 139
5192	Books, periodicals, and newspapers -----	84	518 565	31 002	1 088	45	(D)	(D)	FF	39	(D)
5193	Flowers, nursery stock, and florists' supplies ----	73	155 489	13 727	765	67	(D)	(D)	FF	6	(D)
5194	Tobacco and tobacco products -----	16	467 283	15 727	602	15	(D)	(D)	FF	1	(D)
5198	Paints, varnishes, and supplies -----	128	353 350	28 186	981	57	130 898	14 006	544	71	222 452
5199	Nondurable goods, n.e.c. -----	385	946 445	74 272	2 654	288	(D)	(D)	GG	97	(D)
<b>AUGUSTA-AIKEN, GA-SC MSA</b>											
	<b>Wholesale trade -----</b>	<b>507</b>	<b>1 581 647</b>	<b>119 406</b>	<b>4 782</b>	<b>457</b>	<b>1 266 521</b>	<b>105 719</b>	<b>4 366</b>	<b>50</b>	<b>315 126</b>
<b>50</b>	<b>Durable goods -----</b>	<b>344</b>	<b>774 834</b>	<b>78 519</b>	<b>3 037</b>	<b>318</b>	<b>707 819</b>	<b>71 168</b>	<b>2 852</b>	<b>26</b>	<b>67 015</b>
501	Motor vehicles and motor vehicle parts and supplies -----	72	114 361	12 547	593	70	(D)	(D)	FF	2	(D)
5012	Automobiles and other motor vehicles -----	13	45 007	3 001	153	11	(D)	(D)	CC	2	(D)
5013	Motor vehicle supplies and new parts -----	42	39 951	5 695	273	42	39 951	5 695	273	-	-
5014	Tires and tubes -----	7	(D)	(D)	BB	7	(D)	(D)	BB	-	-
5015	Motor vehicle parts, used -----	10	(D)	(D)	BB	10	(D)	(D)	BB	-	-
502	Furniture and homefurnishings -----	16	22 620	3 168	128	15	(D)	(D)	CC	1	(D)
5021	Furniture -----	5	5 668	898	36	4	(D)	(D)	BB	1	(D)
5023	Homefurnishings-----	11	16 952	2 270	92	11	16 952	2 270	92	-	-
503	Lumber and other construction materials -----	38	196 720	10 118	350	34	181 326	9 596	333	4	15 394
5031	Lumber, plywood, millwork, and wood panels -----	27	175 890	8 245	258	24	(D)	(D)	CC	3	(D)
5032	Brick, stone, and related construction materials ---	1	(D)	(D)	AA	1	(D)	(D)	AA	-	-
5033	Roofing, siding, and insulation materials -----	6	11 914	792	35	5	(D)	(D)	BB	1	(D)
5039	Construction materials, n.e.c. -----	4	(D)	(D)	BB	4	(D)	(D)	BB	-	-

**Table 7. Summary Statistics for Metropolitan Areas: 1992 – Con.**

[For meaning of abbreviations and symbols, see introductory text. For explanation of terms and comparability of 1987 and 1992 censuses, see appendix A. For definitions of CMSA's, MSA's, and PMSA's, see appendix D.]

SIC code	Geographic area and kind of business	Estab-lish-ments (number)	Sales (\$1,000)	Annual payroll (\$1,000)	Paid employees for pay period including March 12 (number)	Merchant wholesalers			Other operating types	
						Estab-lish-ments (number)	Sales (\$1,000)	Annual payroll (\$1,000)	Paid employees for pay period including March 12 (number)	Estab-lish-ments (number)
<b>AUGUSTA-AIKEN, GA-SC MSA—Con.</b>										
<b>50</b>	<b>Durable goods — Con.</b>									
504	Professional and commercial equipment and supplies	50	137 983	18 764	586	41	111 210	14 243	496	9 26 773
5043	Photographic equipment and supplies	—	—	—	—	—	—	—	—	—
5044	Office equipment	10	9 057	2 785	116	9	(D)	(D)	CC	1 (D)
5045	Computers and computer peripheral equipment and software	12	46 046	4 995	150	9	29 419	1 950	84	3 16 627
5046	Commercial equipment, n.e.c.	8	(D)	(D)	BB	8	(D)	(D)	BB	—
5047	Medical, dental, and hospital equipment and supplies	13	69 386	9 041	237	10	62 079	7 726	219	3 7 307
5048	Ophthalmic goods	4	5 175	721	35	2	(D)	(D)	BB	2 (D)
5049	Professional equipment and supplies, n.e.c.	3	(D)	(D)	AA	3	(D)	(D)	AA	—
505	Metals and minerals, except petroleum	5	18 441	1 101	51	5	18 441	1 101	51	—
5051	Metals service centers and offices	5	18 441	1 101	51	5	18 441	1 101	51	—
5052	Coal and other minerals and ores	—	—	—	—	—	—	—	—	—
506	Electrical goods	28	74 317	7 147	284	25	65 029	5 951	247	3 9 288
5063	Electrical apparatus and equipment, wiring supplies, and construction materials	15	58 281	4 866	197	14	(D)	(D)	CC	1 (D)
5064	Electrical appliances, television and radio sets	2	(D)	(D)	AA	2	(D)	(D)	AA	—
5065	Electronic parts and equipment, n.e.c.	11	(D)	(D)	BB	9	(D)	(D)	BB	2 (D)
507	Hardware, and plumbing and heating equipment and supplies	32	43 256	4 945	195	30	(D)	(D)	CC	2 (D)
5072	Hardware	8	(D)	(D)	BB	7	4 905	716	(D)	1 (D)
5074	Plumbing and heating equipment and supplies (hydronics)	13	16 870	2 247	90	13	16 870	2 247	90	—
5075	Warm air heating and air-conditioning equipment and supplies	10	18 492	1 651	64	9	(D)	(D)	BB	1 (D)
5078	Refrigeration equipment and supplies	1	(D)	(D)	AA	1	(D)	(D)	AA	—
508	Machinery, equipment, and supplies	84	135 552	16 188	629	80	128 581	15 913	620	4 6 971
5082	Construction and mining (except petroleum) machinery and equipment	10	26 455	3 340	111	8	(D)	(D)	CC	2 (D)
5083	Farm and garden machinery and equipment	10	(D)	(D)	BB	10	(D)	(D)	BB	—
5084	Industrial machinery and equipment	12	13 440	2 113	91	12	13 440	2 113	91	—
5085	Industrial supplies	37	70 423	7 707	286	35	(D)	(D)	EE	2 (D)
5087	Service establishment equipment and supplies	13	8 991	1 368	81	13	8 991	1 368	81	—
5088	Transportation equipment and supplies, except motor vehicles	2	(D)	(D)	AA	2	(D)	(D)	AA	—
509	Miscellaneous durable goods	19	31 584	4 541	221	18	(D)	(D)	CC	1 (D)
5091	Sporting and recreational goods and supplies	5	8 595	1 092	38	4	(D)	(D)	BB	1 (D)
5092	Toys and hobby goods and supplies	1	(D)	(D)	AA	1	(D)	(D)	AA	—
5093	Scrap and waste materials	10	15 180	2 777	157	10	15 180	2 777	157	—
5094	Jewelry, watches, precious stones, and precious metals	2	(D)	(D)	AA	2	(D)	(D)	AA	—
5099	Durable goods, n.e.c.	1	(D)	(D)	AA	1	(D)	(D)	AA	—
<b>51</b>	<b>Nondurable goods</b>	<b>163</b>	<b>806 813</b>	<b>40 887</b>	<b>1 745</b>	<b>139</b>	<b>558 702</b>	<b>34 551</b>	<b>1 514</b>	<b>24 248 111</b>
511	Paper and paper products	25	51 237	6 171	283	23	(D)	(D)	EE	2 (D)
5111	Printing and writing paper	1	(D)	(D)	AA	1	(D)	(D)	AA	—
5112	Stationery and office supplies	15	(D)	(D)	CC	14	20 378	3 595	(D)	1 (D)
5113	Industrial and personal service paper	9	29 618	2 477	90	8	(D)	(D)	BB	1 (D)
512	Drugs, drug proprietaries, and druggists' sundries	4	2 321	403	16	4	2 321	403	16	—
5122	Drugs, drug proprietaries, and druggists' sundries	4	2 321	403	16	4	2 321	403	16	—
513	Apparel, piece goods, and notions	7	6 466	593	31	6	(D)	(D)	BB	1 (D)
5131	Piece goods, notions, and other dry goods	—	—	—	—	—	—	—	—	—
5136	Men's and boys' clothing and furnishings	3	1 421	272	16	2	(D)	(D)	AA	1 (D)
5137	Women's, children's, and infants' clothing and accessories	3	(D)	(D)	AA	3	(D)	(D)	AA	—
5139	Footwear	1	(D)	(D)	AA	1	(D)	(D)	AA	—
514	Groceries and related products	27	98 518	7 954	404	23	63 585	4 968	283	4 34 933
5141	Groceries, general line	3	(D)	(D)	BB	3	(D)	(D)	BB	—
5142	Packaged frozen foods	3	(D)	(D)	BB	3	(D)	(D)	BB	—
5143	Dairy products, except dried or canned	3	5 765	628	38	1	(D)	(D)	BB	2 (D)
5144	Poultry and poultry products	—	—	—	—	—	—	—	—	—
5145	Confectionery	3	(D)	(D)	CC	3	(D)	(D)	CC	—
5146	Fish and seafoods	2	(D)	(D)	AA	2	(D)	(D)	AA	—
5147	Meats and meat products	2	(D)	(D)	BB	2	(D)	(D)	BB	—
5148	Fresh fruits and vegetables	5	4 344	206	23	5	4 344	206	23	—
5149	Groceries and related products, n.e.c.	6	33 810	3 060	113	4	(D)	(D)	AA	2 (D)
515	Farm-product raw materials	7	26 482	838	38	5	(D)	(D)	BB	2 (D)
5153	Grain and field beans	2	(D)	(D)	AA	2	(D)	(D)	AA	—
5154	Livestock	—	—	—	—	—	—	—	—	—
5159	Farm-product raw materials, n.e.c.	5	(D)	(D)	BB	3	(D)	(D)	AA	2 (D)
516	Chemicals and allied products	19	53 127	3 603	112	13	33 381	1 919	60	6 19 746
5162	Plastics materials and basic forms and shapes	3	5 840	184	5	2	(D)	(D)	AA	1 (D)
5169	Chemicals and allied products, n.e.c.	16	47 287	3 419	107	11	(D)	(D)	BB	5 (D)
517	Petroleum and petroleum products	24	417 697	6 300	242	20	(D)	(D)	CC	4 (D)
5171	Petroleum bulk stations and terminals	17	206 977	2 702	133	14	66 084	2 034	116	3 140 893
5172	Petroleum and petroleum products wholesalers, except bulk stations and terminals	7	210 720	3 598	109	6	(D)	(D)	CC	1 (D)
518	Beer, wine, and distilled alcoholic beverages	13	88 860	8 862	329	13	88 860	8 862	329	—
5181	Beer and ale	6	55 548	6 186	220	6	55 548	6 186	220	—
5182	Wine and distilled alcoholic beverages	7	33 312	2 676	109	7	33 312	2 676	109	—

**GA-48 GEORGIA**

**WHOLESALE TRADE—GEOGRAPHIC AREA SERIES**



**Table 7. Summary Statistics for Metropolitan Areas: 1992 – Con.**

[For meaning of abbreviations and symbols, see introductory text. For explanation of terms and comparability of 1987 and 1992 censuses, see appendix A. For definitions of CMSA's, MSA's, and PMSA's, see appendix D]

SIC code	Geographic area and kind of business	Estab-lish-ments (number)	Sales (\$1,000)	Annual payroll (\$1,000)	Paid employees for pay period including March 12 (number)	Merchant wholesalers			Other operating types	
						Estab-lish-ments (number)	Sales (\$1,000)	Annual payroll (\$1,000)	Paid employees for pay period including March 12 (number)	Estab-lish-ments (number)
<b>AUGUSTA-AIKEN, GA-SC MSA—Con.</b>										
<b>51</b>	<b>Nondurable goods — Con.</b>									
519	Miscellaneous nondurable goods -----	37	62 105	6 163	290	32	56 145	5 565	263	5
5191	Farm supplies -----	12	17 182	1 543	77	11	(D)	(D)	BB	1
5192	Books, periodicals, and newspapers -----	3	(D)	(D)	BB	2	(D)	(D)	BB	1
5193	Flowers, nursery stock, and florists' supplies -----	5	4 921	892	34	5	4 921	892	34	—
5194	Tobacco and tobacco products -----	3	(D)	(D)	BB	3	(D)	(D)	BB	—
5198	Paints, varnishes, and supplies -----	5	(D)	(D)	BB	3	(D)	(D)	BB	2
5199	Nondurable goods, n.e.c. -----	9	9 896	969	45	8	(D)	(D)	BB	1
<b>CHATTANOOGA, TN-GA MSA</b>										
	<b>Wholesale trade -----</b>	<b>965</b>	<b>3 825 006</b>	<b>266 544</b>	<b>10 563</b>	<b>798</b>	<b>2 386 564</b>	<b>218 342</b>	<b>9 117</b>	<b>167</b>
<b>50</b>	<b>Durable goods -----</b>	<b>655</b>	<b>1 741 878</b>	<b>179 743</b>	<b>6 775</b>	<b>567</b>	<b>1 271 699</b>	<b>151 501</b>	<b>6 052</b>	<b>88</b>
501	Motor vehicles and motor vehicle parts and supplies -----	99	226 682	24 036	993	96	(D)	(D)	FF	3
5012	Automobiles and other motor vehicles -----	16	70 076	6 660	232	15	(D)	(D)	CC	1
5013	Motor vehicle supplies and new parts -----	61	106 772	13 423	581	60	(D)	(D)	FF	1
5014	Tires and tubes -----	11	(D)	(D)	CC	10	(D)	(D)	CC	1
5015	Motor vehicle parts, used -----	11	(D)	(D)	BB	11	(D)	(D)	BB	—
502	Furniture and homefurnishings -----	46	139 063	10 573	467	42	100 448	9 289	425	4
5021	Furniture -----	19	41 436	3 960	192	19	41 436	3 960	192	—
5023	Homefurnishings -----	27	97 627	6 613	275	23	59 012	5 329	233	4
503	Lumber and other construction materials -----	31	170 866	11 909	490	27	122 849	10 849	450	4
5031	Lumber, plywood, millwork, and wood panels -----	15	89 513	7 152	314	15	89 513	7 152	314	—
5032	Brick, stone, and related construction materials -----	5	28 284	1 763	58	3	(D)	(D)	BB	2
5033	Roofing, siding, and insulation materials -----	6	(D)	(D)	BB	5	(D)	(D)	BB	1
5039	Construction materials, n.e.c. -----	5	(D)	(D)	BB	4	(D)	(D)	BB	1
504	Professional and commercial equipment and supplies -----	94	181 034	32 788	1 005	82	119 262	19 709	765	12
5043	Photographic equipment and supplies -----	2	(D)	(D)	AA	2	(D)	(D)	AA	—
5044	Office equipment -----	21	39 094	9 645	326	17	(D)	(D)	EE	4
5045	Computers and computer peripheral equipment and software -----	33	75 127	14 409	321	27	34 101	3 901	138	6
5046	Commercial equipment, n.e.c. -----	15	17 391	1 392	77	14	(D)	(D)	BB	1
5047	Medical, dental, and hospital equipment and supplies -----	21	44 944	6 363	220	20	(D)	(D)	CC	1
5048	Ophthalmic goods -----	1	(D)	(D)	BB	1	(D)	(D)	BB	—
5049	Professional equipment and supplies, n.e.c. -----	1	(D)	(D)	AA	1	(D)	(D)	AA	—
505	Metals and minerals, except petroleum -----	23	163 242	16 295	581	13	111 819	13 884	530	10
5051	Metals service centers and offices -----	17	147 339	15 684	564	11	(D)	(D)	FF	6
5052	Coal and other minerals and ores -----	6	15 903	611	17	2	(D)	(D)	AA	4
506	Electrical goods -----	82	245 010	17 626	674	61	120 746	13 775	505	21
5063	Electrical apparatus and equipment, wiring supplies, and construction materials -----	52	145 624	11 554	415	35	95 553	9 755	358	17
5064	Electrical appliances, television and radio sets -----	9	81 533	2 331	121	5	7 340	279	9	4
5065	Electronic parts and equipment, n.e.c. -----	21	17 853	3 741	138	21	17 853	3 741	138	—
507	Hardware, and plumbing and heating equipment and supplies -----	54	144 259	14 435	494	44	93 052	12 383	455	10
5072	Hardware -----	19	50 175	3 642	129	14	20 135	2 896	117	5
5074	Plumbing and heating equipment and supplies (hydronics) -----	15	(D)	(D)	CC	12	(D)	(D)	CC	3
5075	Warm air heating and air-conditioning equipment and supplies -----	17	(D)	(D)	CC	15	(D)	(D)	CC	2
5078	Refrigeration equipment and supplies -----	3	(D)	(D)	AA	3	(D)	(D)	AA	—
508	Machinery, equipment, and supplies -----	165	302 950	37 937	1 353	144	251 902	34 782	1 258	21
5082	Construction and mining (except petroleum) machinery and equipment -----	12	(D)	(D)	CC	11	30 329	3 199	(D)	1
5083	Farm and garden machinery and equipment -----	9	(D)	(D)	BB	9	(D)	(D)	BB	—
5084	Industrial machinery and equipment -----	70	86 164	9 542	329	56	(D)	(D)	EE	14
5085	Industrial supplies -----	61	145 978	20 868	715	55	128 724	19 197	661	6
5087	Service establishment equipment and supplies -----	12	27 832	2 854	108	12	27 832	2 854	108	—
5088	Transportation equipment and supplies, except motor vehicles -----	1	(D)	(D)	AA	1	(D)	(D)	AA	—
509	Miscellaneous durable goods -----	61	168 772	14 144	718	58	(D)	(D)	FF	3
5091	Sporting and recreational goods and supplies -----	11	32 978	2 910	167	11	32 978	2 910	167	—
5092	Toys and hobby goods and supplies -----	6	(D)	(D)	BB	5	(D)	(D)	BB	1
5093	Scrap and waste materials -----	20	68 184	5 460	276	19	(D)	(D)	EE	1
5094	Jewelry, watches, precious stones, and precious metals -----	9	19 747	3 661	178	9	19 747	3 661	178	—
5099	Durable goods, n.e.c. -----	15	(D)	(D)	BB	14	(D)	(D)	BB	1

**Table 7. Summary Statistics for Metropolitan Areas: 1992 – Con.**

[For meaning of abbreviations and symbols, see introductory text. For explanation of terms and comparability of 1987 and 1992 censuses, see appendix A. For definitions of CMSA's, MSA's, and PMSA's, see appendix D]

SIC code	Geographic area and kind of business	Estab-lish-ments (number)	Sales (\$1,000)	Annual payroll (\$1,000)	Paid employees for pay period including March 12 (number)	Merchant wholesalers			Other operating types		
						Estab-lish-ments (number)	Sales (\$1,000)	Annual payroll (\$1,000)	Paid employees for pay period including March 12 (number)	Estab-lish-ments (number)	Sales (\$1,000)
<b>CHATTANOOGA, TN-GA MSA – Con.</b>											
<b>51</b>	<b>Nondurable goods</b>	<b>310</b>	<b>2 083 128</b>	<b>86 801</b>	<b>3 788</b>	<b>231</b>	<b>1 114 865</b>	<b>66 841</b>	<b>3 065</b>	<b>79</b>	<b>968 263</b>
511	Paper and paper products	50	100 901	9 803	438	36	72 052	7 609	349	14	28 849
5111	Printing and writing paper	10	27 862	2 018	66	7	(D)	(D)	BB	3	(D)
5112	Stationery and office supplies	26	50 083	5 409	264	20	34 487	3 685	199	6	15 596
5113	Industrial and personal service paper	14	22 956	2 376	108	9	(D)	(D)	BB	5	(D)
512	Drugs, drug proprietaries, and druggists' sundries	9	(D)	(D)	CC	9	(D)	(D)	CC	–	–
5122	Drugs, drug proprietaries, and druggists' sundries	9	(D)	(D)	CC	9	(D)	(D)	CC	–	–
513	Apparel, piece goods, and notions	35	139 441	4 811	173	22	38 312	3 335	136	13	101 129
5131	Piece goods, notions, and other dry goods	12	67 605	1 575	55	5	11 135	764	29	7	56 470
5136	Men's and boys' clothing and furnishings	9	35 124	806	44	6	(D)	(D)	BB	3	(D)
5137	Women's, children's, and infants' clothing and accessories	11	33 639	2 211	58	8	(D)	(D)	BB	3	(D)
5139	Footwear	3	3 073	219	16	3	3 073	219	16	–	–
514	Groceries and related products	54	587 851	25 581	1 207	32	272 091	18 238	939	22	315 760
5141	Groceries, general line	9	164 902	5 218	255	5	79 410	3 748	182	4	85 492
5142	Packaged frozen foods	6	56 641	1 926	87	5	(D)	(D)	BB	1	(D)
5143	Dairy products, except dried or canned	2	(D)	(D)	BB	–	–	–	(D)	2	(D)
5144	Poultry and poultry products	2	(D)	(D)	AA	2	(D)	(D)	AA	–	–
5145	Confectionery	10	95 273	5 616	298	6	(D)	(D)	EE	4	(D)
5146	Fish and seafoods	–	–	–	–	–	–	–	–	–	–
5147	Meats and meat products	4	13 293	748	57	3	(D)	(D)	BB	1	(D)
5148	Fresh fruits and vegetables	9	49 364	3 834	194	7	(D)	(D)	CC	2	(D)
5149	Groceries and related products, n.e.c.	12	192 229	6 611	261	4	(D)	(D)	CC	8	(D)
515	Farm-product raw materials	1	(D)	(D)	AA	–	–	–	(D)	1	(D)
5153	Grain and field beans	–	–	–	–	–	–	–	–	–	–
5154	Livestock	1	(D)	(D)	AA	–	–	–	(D)	1	(D)
5159	Farm-product raw materials, n.e.c.	–	–	–	–	–	–	–	–	–	–
516	Chemicals and allied products	46	215 034	16 009	493	36	84 197	10 061	315	10	130 837
5162	Plastics materials and basic forms and shapes	4	1 909	236	11	3	(D)	(D)	AA	1	(D)
5169	Chemicals and allied products, n.e.c.	42	213 125	15 773	482	33	(D)	(D)	EE	9	(D)
517	Petroleum and petroleum products	34	491 354	7 786	364	26	249 190	6 042	267	8	242 164
5171	Petroleum bulk stations and terminals	22	354 784	5 415	255	15	(D)	(D)	CC	7	(D)
5172	Petroleum and petroleum products wholesalers, except bulk stations and terminals	12	136 570	2 371	109	11	(D)	(D)	CC	1	(D)
518	Beer, wine, and distilled alcoholic beverages	6	74 293	5 925	233	6	74 293	5 925	233	–	–
5181	Beer and ale	4	(D)	(D)	CC	4	(D)	(D)	CC	–	–
5182	Wine and distilled alcoholic beverages	2	(D)	(D)	BB	2	(D)	(D)	BB	–	–
519	Miscellaneous nondurable goods	75	265 679	11 676	679	64	(D)	(D)	FF	11	(D)
5191	Farm supplies	10	27 636	3 754	247	9	(D)	(D)	CC	1	(D)
5192	Books, periodicals, and newspapers	3	(D)	(D)	BB	3	(D)	(D)	BB	–	–
5193	Flowers, nursery stock, and florists' supplies	10	8 038	1 157	84	10	8 038	1 157	84	–	–
5194	Tobacco and tobacco products	3	(D)	(D)	BB	3	(D)	(D)	BB	–	–
5198	Paints, varnishes, and supplies	7	4 952	657	32	4	(D)	(D)	AA	3	(D)
5199	Nondurable goods, n.e.c.	42	162 293	4 319	205	35	31 641	3 787	192	7	130 652
<b>COLUMBUS, GA-AL MSA</b>											
	<b>Wholesale trade</b>	<b>283</b>	<b>1 007 197</b>	<b>77 005</b>	<b>2 992</b>	<b>243</b>	<b>526 296</b>	<b>50 612</b>	<b>2 198</b>	<b>40</b>	<b>480 901</b>
<b>50</b>	<b>Durable goods</b>	<b>186</b>	<b>473 577</b>	<b>42 964</b>	<b>1 655</b>	<b>170</b>	<b>251 415</b>	<b>30 927</b>	<b>1 408</b>	<b>16</b>	<b>222 162</b>
501	Motor vehicles and motor vehicle parts and supplies	36	29 063	4 381	237	36	29 063	4 381	237	–	–
502	Furniture and homefurnishings	10	(D)	(D)	CC	6	(D)	(D)	BB	4	(D)
503	Lumber and other construction materials	11	65 831	2 952	116	10	(D)	(D)	BB	1	(D)
504	Professional and commercial equipment and supplies	29	68 066	9 179	317	25	23 953	5 393	243	4	44 113
505	Metals and minerals, except petroleum	3	(D)	(D)	BB	2	(D)	(D)	BB	1	(D)
506	Electrical goods	16	36 909	4 986	155	15	(D)	(D)	CC	1	(D)
507	Hardware, and plumbing and heating equipment and supplies	16	35 567	4 202	155	16	35 567	4 202	155	–	–
508	Machinery, equipment, and supplies	48	64 189	6 908	314	44	52 767	6 578	305	4	11 422
509	Miscellaneous durable goods	17	(D)	(D)	CC	16	(D)	(D)	CC	1	(D)
<b>51</b>	<b>Nondurable goods</b>	<b>97</b>	<b>533 620</b>	<b>34 041</b>	<b>1 337</b>	<b>73</b>	<b>274 881</b>	<b>19 685</b>	<b>790</b>	<b>24</b>	<b>258 739</b>
511	Paper and paper products	16	34 271	3 067	96	10	17 915	1 731	63	6	16 356
512	Drugs, drug proprietaries, and druggists' sundries	4	3 552	579	20	4	3 552	579	20	–	–
513	Apparel, piece goods, and notions	5	(D)	(D)	EE	4	(D)	(D)	BB	1	(D)
514	Groceries and related products	21	170 975	10 494	457	15	120 111	4 245	221	6	50 864
515	Farm-product raw materials	1	(D)	(D)	AA	–	–	–	(D)	1	(D)
516	Chemicals and allied products	7	7 437	745	26	6	(D)	(D)	AA	1	(D)
517	Petroleum and petroleum products	13	100 665	2 784	113	10	50 623	2 356	100	3	50 042
518	Beer, wine, and distilled alcoholic beverages	5	36 293	5 461	166	5	36 293	5 461	166	–	–
519	Miscellaneous nondurable goods	25	(D)	(D)	CC	19	(D)	(D)	CC	6	(D)

**GA-50 GEORGIA**

**WHOLESALE TRADE—GEOGRAPHIC AREA SERIES**

**Table 7. Summary Statistics for Metropolitan Areas: 1992 – Con.**

[For meaning of abbreviations and symbols, see introductory text. For explanation of terms and comparability of 1987 and 1992 censuses, see appendix A. For definitions of CMSA's, MSA's, and PMSA's, see appendix D]

SIC code	Geographic area and kind of business	Estab-lish-ments (number)	Sales (\$1,000)	Annual payroll (\$1,000)	Paid employees for pay period including March 12 (number)	Merchant wholesalers				Other operating types	
						Estab-lish-ments (number)	Sales (\$1,000)	Annual payroll (\$1,000)	Paid employees for pay period including March 12 (number)	Estab-lish-ments (number)	Sales (\$1,000)
<b>MACON, GA MSA</b>											
	<b>Wholesale trade -----</b>	<b>433</b>	<b>1 529 700</b>	<b>125 449</b>	<b>5 162</b>	<b>379</b>	<b>1 029 666</b>	<b>104 719</b>	<b>4 442</b>	<b>54</b>	<b>500 034</b>
<b>50</b>	<b>Durable goods -----</b>	<b>294</b>	<b>782 677</b>	<b>72 677</b>	<b>2 793</b>	<b>270</b>	<b>559 662</b>	<b>64 629</b>	<b>2 584</b>	<b>24</b>	<b>223 015</b>
501	Motor vehicles and motor vehicle parts and supplies -----	68	(D)	(D)	FF	66	(D)	(D)	FF	2	(D)
502	Furniture and homefurnishings -----	8	(D)	(D)	BB	7	(D)	(D)	BB	1	(D)
503	Lumber and other construction materials -----	18	(D)	(D)	CC	15	(D)	(D)	CC	3	(D)
504	Professional and commercial equipment and supplies -----	32	185 979	10 682	330	29	(D)	(D)	CC	3	(D)
505	Metals and minerals, except petroleum -----	8	(D)	(D)	BB	7	(D)	(D)	BB	1	(D)
506	Electrical goods -----	36	104 579	7 825	303	28	(D)	(D)	EE	8	(D)
507	Hardware, and plumbing and heating equipment and supplies -----	31	64 150	5 962	257	29	(D)	(D)	CC	2	(D)
508	Machinery, equipment, and supplies -----	68	122 828	17 263	609	64	114 041	16 816	592	4	8 787
509	Miscellaneous durable goods -----	25	(D)	(D)	EE	25	(D)	(D)	EE	-	-
<b>51</b>	<b>Nondurable goods -----</b>	<b>139</b>	<b>747 023</b>	<b>52 772</b>	<b>2 369</b>	<b>109</b>	<b>470 004</b>	<b>40 090</b>	<b>1 858</b>	<b>30</b>	<b>277 019</b>
511	Paper and paper products -----	26	57 405	8 258	316	18	38 683	5 829	236	8	18 722
512	Drugs, drug proprietaries, and druggists' sundries -----	2	(D)	(D)	BB	2	(D)	(D)	BB	-	-
513	Apparel, piece goods, and notions -----	6	(D)	(D)	BB	4	(D)	(D)	BB	2	(D)
514	Groceries and related products -----	27	165 940	14 379	635	18	61 175	5 796	270	9	104 765
515	Farm-product raw materials -----	5	(D)	(D)	BB	4	(D)	(D)	BB	1	(D)
516	Chemicals and allied products -----	13	40 024	9 118	527	11	(D)	(D)	FF	2	(D)
517	Petroleum and petroleum products -----	16	241 082	4 376	221	12	108 376	3 911	208	4	132 706
518	Beer, wine, and distilled alcoholic beverages -----	8	94 397	7 445	240	8	94 397	7 445	240	-	-
519	Miscellaneous nondurable goods -----	36	(D)	(D)	EE	32	(D)	(D)	EE	4	(D)
<b>SAVANNAH, GA MSA</b>											
	<b>Wholesale trade -----</b>	<b>481</b>	<b>1 945 112</b>	<b>136 815</b>	<b>5 183</b>	<b>408</b>	<b>1 492 139</b>	<b>108 671</b>	<b>4 368</b>	<b>73</b>	<b>452 973</b>
<b>50</b>	<b>Durable goods -----</b>	<b>329</b>	<b>787 569</b>	<b>79 623</b>	<b>3 037</b>	<b>287</b>	<b>(D)</b>	<b>(D)</b>	<b>HH</b>	<b>42</b>	<b>(D)</b>
501	Motor vehicles and motor vehicle parts and supplies -----	68	96 367	11 557	504	61	72 146	10 184	469	7	24 221
502	Furniture and homefurnishings -----	7	(D)	(D)	BB	6	(D)	(D)	BB	1	(D)
503	Lumber and other construction materials -----	30	113 955	6 481	250	25	88 523	5 251	217	5	25 432
504	Professional and commercial equipment and supplies -----	45	92 081	13 227	410	38	(D)	(D)	EE	7	(D)
505	Metals and minerals, except petroleum -----	14	(D)	(D)	EE	12	(D)	(D)	EE	2	(D)
506	Electrical goods -----	34	61 405	6 938	271	29	56 269	6 668	265	5	5 136
507	Hardware, and plumbing and heating equipment and supplies -----	28	69 390	6 637	264	27	(D)	(D)	EE	1	(D)
508	Machinery, equipment, and supplies -----	75	177 912	20 336	720	64	147 378	18 685	667	11	30 534
509	Miscellaneous durable goods -----	28	(D)	(D)	EE	25	(D)	(D)	CC	3	(D)
<b>51</b>	<b>Nondurable goods -----</b>	<b>152</b>	<b>1 157 543</b>	<b>57 192</b>	<b>2 146</b>	<b>121</b>	<b>(D)</b>	<b>(D)</b>	<b>GG</b>	<b>31</b>	<b>(D)</b>
511	Paper and paper products -----	21	48 698	6 254	287	15	33 200	4 497	221	6	15 498
512	Drugs, drug proprietaries, and druggists' sundries -----	4	(D)	(D)	CC	4	(D)	(D)	CC	-	-
513	Apparel, piece goods, and notions -----	3	1 483	173	25	3	1 483	173	25	-	-
514	Groceries and related products -----	40	190 766	16 872	687	31	84 326	5 509	348	9	106 440
515	Farm-product raw materials -----	1	(D)	(D)	AA	1	(D)	(D)	AA	-	-
516	Chemicals and allied products -----	16	40 727	2 111	82	10	17 218	1 312	51	6	23 509
517	Petroleum and petroleum products -----	22	491 454	11 345	340	19	(D)	(D)	EE	3	(D)
518	Beer, wine, and distilled alcoholic beverages -----	8	74 991	7 297	262	8	74 991	7 297	262	-	-
519	Miscellaneous nondurable goods -----	37	(D)	(D)	EE	30	(D)	(D)	EE	7	(D)

**Table 8. Summary Statistics for the Area Outside Metropolitan Areas: 1992**

[For meaning of abbreviations and symbols, see introductory text. For explanation of terms and comparability of 1987 and 1992 censuses, see appendix A. For definitions of CMSA's, MSA's, and PMSA's, see appendix D]

SIC code	Kind of business	Estab-lish-ments (number)	Sales (\$1,000)	Annual payroll (\$1,000)	Paid employees for pay period including March 12 (number)	Merchant wholesalers				Other operating types	
						Estab-lish-ments (number)	Sales (\$1,000)	Annual payroll (\$1,000)	Paid employees for pay period including March 12 (number)	Estab-lish-ments (number)	Sales (\$1,000)
	<b>Wholesale trade -----</b>	<b>3 414</b>	<b>12 151 308</b>	<b>650 173</b>	<b>31 407</b>	<b>3 121</b>	<b>7 829 305</b>	<b>547 212</b>	<b>27 161</b>	<b>293</b>	<b>4 322 003</b>
<b>50</b>	<b>Durable goods -----</b>	<b>1 881</b>	<b>5 072 940</b>	<b>327 327</b>	<b>15 441</b>	<b>1 778</b>	<b>2 858 952</b>	<b>273 462</b>	<b>13 303</b>	<b>103</b>	<b>2 213 988</b>
501	Motor vehicles and motor vehicle parts and supplies -----	406	(D)	(D)	GG	396	(D)	(D)	GG	10	56 303
5012	Automobiles and other motor vehicles -----	53	122 166	7 034	490	47	(D)	(D)	EE	6	(D)
5013	Motor vehicle supplies and new parts -----	252	(D)	(D)	GG	248	(D)	(D)	GG	4	(D)
5014	Tires and tubes -----	31	(D)	(D)	EE	31	(D)	(D)	EE	-	-
5015	Motor vehicle parts, used -----	70	(D)	(D)	EE	70	(D)	(D)	EE	-	-
502	Furniture and homefurnishings -----	218	2 467 078	85 873	3 651	193	526 261	42 256	2 063	25	1 940 817
5021	Furniture -----	27	39 351	4 044	288	23	(D)	(D)	EE	4	(D)
5023	Homefurnishings -----	191	2 427 727	81 829	3 363	170	(D)	(D)	GG	21	(D)
503	Lumber and other construction materials -----	112	227 835	18 501	1 056	105	(D)	(D)	GG	7	(D)
5031	Lumber, plywood, millwork, and wood panels -----	58	145 639	11 196	667	55	(D)	(D)	FF	3	(D)
5032	Brick, stone, and related construction materials -----	28	29 668	3 809	198	26	(D)	(D)	CC	2	(D)
5033	Roofing, siding, and insulation materials -----	8	13 501	1 403	84	7	(D)	(D)	BB	1	(D)
5039	Construction materials, n.e.c. -----	18	39 027	2 093	107	17	(D)	(D)	CC	1	(D)
504	Professional and commercial equipment and supplies -----	128	(D)	(D)	FF	120	76 086	13 427	685	8	(D)
5043	Photographic equipment and supplies -----	1	(D)	(D)	AA	1	(D)	(D)	AA	-	-
5044	Office equipment -----	38	28 014	5 829	283	36	(D)	(D)	EE	2	(D)
5045	Computers and computer peripheral equipment and software -----	34	21 571	3 245	154	32	(D)	(D)	CC	2	(D)
5046	Commercial equipment, n.e.c. -----	20	11 009	1 454	84	20	11 009	1 454	84	-	-
5047	Medical, dental, and hospital equipment and supplies -----	22	(D)	(D)	CC	20	14 667	2 412	121	2	(D)
5048	Ophthalmic goods -----	2	(D)	(D)	AA	2	(D)	(D)	AA	-	-
5049	Professional equipment and supplies, n.e.c. -----	11	(D)	(D)	BB	9	(D)	(D)	BB	2	(D)
505	Metals and minerals, except petroleum -----	28	(D)	(D)	EE	24	(D)	(D)	EE	4	(D)
5051	Metals service centers and offices -----	25	87 516	5 981	249	22	(D)	(D)	CC	3	(D)
5052	Coal and other minerals and ores -----	3	(D)	(D)	BB	2	(D)	(D)	AA	1	(D)
506	Electrical goods -----	135	221 369	25 915	1 079	127	204 554	22 890	932	8	16 815
5063	Electrical apparatus and equipment, wiring supplies, and construction materials -----	89	170 237	17 305	695	85	(D)	(D)	FF	4	(D)
5064	Electrical appliances, television and radio sets -----	7	3 664	394	22	7	3 664	394	22	-	-
5065	Electronic parts and equipment, n.e.c. -----	39	47 468	8 216	362	35	(D)	(D)	CC	4	(D)
507	Hardware, and plumbing and heating equipment and supplies -----	122	339 762	22 694	1 004	116	323 675	22 041	983	6	16 087
5072	Hardware -----	28	181 019	7 571	381	26	(D)	(D)	EE	2	(D)
5074	Plumbing and heating equipment and supplies (hydronics) -----	43	87 623	9 817	400	42	(D)	(D)	EE	1	(D)
5075	Warm air heating and air-conditioning equipment and supplies -----	46	(D)	(D)	CC	43	(D)	(D)	CC	3	(D)
5078	Refrigeration equipment and supplies -----	5	(D)	(D)	BB	5	(D)	(D)	BB	-	-
508	Machinery, equipment, and supplies -----	497	(D)	(D)	HH	474	802 899	84 660	3 815	23	(D)
5082	Construction and mining (except petroleum) machinery and equipment -----	38	(D)	(D)	EE	38	(D)	(D)	EE	-	-
5083	Farm and garden machinery and equipment -----	171	387 997	36 971	1 843	169	(D)	(D)	GG	2	(D)
5084	Industrial machinery and equipment -----	128	159 856	20 393	708	116	135 398	19 509	689	12	24 458
5085	Industrial supplies -----	105	203 750	17 273	747	99	(D)	(D)	FF	6	(D)
5087	Service establishment equipment and supplies -----	45	25 631	2 959	185	43	(D)	(D)	CC	2	(D)
5088	Transportation equipment and supplies, except motor vehicles -----	10	(D)	(D)	BB	9	(D)	(D)	BB	1	(D)
509	Miscellaneous durable goods -----	235	313 511	23 297	1 293	223	280 769	22 530	1 260	12	32 742
5091	Sporting and recreational goods and supplies -----	21	(D)	(D)	CC	20	30 397	3 039	158	1	(D)
5092	Toys and hobby goods and supplies -----	3	(D)	(D)	BB	3	(D)	(D)	BB	-	-
5093	Scrap and waste materials -----	69	(D)	(D)	EE	67	(D)	(D)	EE	2	(D)
5094	Jewelry, watches, precious stones, and precious metals -----	12	4 646	649	24	12	4 646	649	24	-	-
5099	Durable goods, n.e.c. -----	130	209 525	11 985	615	121	(D)	(D)	FF	9	(D)
<b>51</b>	<b>Nondurable goods -----</b>	<b>1 533</b>	<b>7 078 368</b>	<b>322 846</b>	<b>15 966</b>	<b>1 343</b>	<b>4 970 353</b>	<b>273 750</b>	<b>13 858</b>	<b>190</b>	<b>2 108 015</b>
511	Paper and paper products -----	99	(D)	(D)	FF	91	(D)	(D)	FF	8	(D)
5111	Printing and writing paper -----	5	(D)	(D)	BB	5	(D)	(D)	BB	-	-
5112	Stationery and office supplies -----	65	(D)	(D)	FF	63	(D)	(D)	FF	2	(D)
5113	Industrial and personal service paper -----	29	81 130	5 058	221	23	63 484	4 063	188	6	17 646
512	Drugs, drug proprietaries, and druggists' sundries -----	19	(D)	(D)	CC	19	(D)	(D)	CC	-	-
5122	Drugs, drug proprietaries, and druggists' sundries -----	19	(D)	(D)	CC	19	(D)	(D)	CC	-	-
513	Apparel, piece goods, and notions -----	65	474 384	14 978	614	53	(D)	(D)	EE	12	(D)
5131	Piece goods, notions, and other dry goods -----	32	223 794	3 590	150	23	(D)	(D)	CC	9	(D)
5136	Men's and boys' clothing and furnishings -----	15	(D)	(D)	EE	14	(D)	(D)	CC	1	(D)
5137	Women's, children's, and infants' clothing and accessories -----	17	(D)	(D)	CC	15	(D)	(D)	CC	2	(D)
5139	Footwear -----	1	(D)	(D)	AA	1	(D)	(D)	AA	-	-
514	Groceries and related products -----	284	1 664 131	94 190	4 536	228	1 221 808	70 627	3 532	56	442 323
5141	Groceries, general line -----	17	299 208	12 763	607	17	299 208	12 763	607	-	-
5142	Packaged frozen foods -----	24	309 505	18 685	764	22	(D)	(D)	FF	2	(D)
5143	Dairy products, except dried or canned -----	24	55 823	2 728	147	10	33 480	692	38	14	22 343
5144	Poultry and poultry products -----	33	(D)	(D)	FF	31	(D)	(D)	FF	2	(D)
5145	Confectionery -----	37	391 660	14 064	728	30	(D)	(D)	EE	7	(D)

**Table 8. Summary Statistics for the Area Outside Metropolitan Areas: 1992 —Con.**

[For meaning of abbreviations and symbols, see introductory text. For explanation of terms and comparability of 1987 and 1992 censuses, see appendix A. For definitions of CMSA's, MSA's, and PMSA's, see appendix D]

SIC code	Kind of business	Estab-lish-ments (number)	Sales (\$1,000)	Annual payroll (\$1,000)	Paid employees for pay period including March 12 (number)	Merchant wholesalers				Other operating types	
						Estab-lish-ments (number)	Sales (\$1,000)	Annual payroll (\$1,000)	Paid employees for pay period including March 12 (number)	Estab-lish-ments (number)	Sales (\$1,000)
<b>Wholesale trade —Con.</b>											
<b>51</b>	<b>Nondurable goods —Con.</b>										
514	Groceries and related products —Con.										
5146	Fish and seafoods .....	19	(D)	(D)	BB	17	(D)	(D)	BB	2	(D)
5147	Meats and meat products .....	22	53 639	2 926	161	18	(D)	(D)	CC	4	(D)
5148	Fresh fruits and vegetables .....	49	103 712	6 930	341	43	(D)	(D)	EE	6	(D)
5149	Groceries and related products, n.e.c. ....	59	229 202	20 948	882	40	77 374	7 719	368	19	151 828
515	Farm-product raw materials .....	166	829 698	24 395	1 791	123	519 316	20 806	1 282	43	310 382
5153	Grain and field beans .....	48	(D)	(D)	EE	43	(D)	(D)	EE	5	(D)
5154	Livestock .....	38	(D)	(D)	FF	18	(D)	(D)	CC	20	(D)
5159	Farm-product raw materials, n.e.c. ....	80	475 509	14 498	900	62	(D)	(D)	FF	18	(D)
516	Chemicals and allied products .....	94	712 837	22 811	709	75	142 507	15 444	521	19	570 330
5162	Plastics materials and basic forms and shapes ...	20	54 145	4 183	129	13	(D)	(D)	BB	7	(D)
5169	Chemicals and allied products, n.e.c. ....	74	658 692	18 628	580	62	(D)	(D)	EE	12	(D)
517	Petroleum and petroleum products .....	263	(D)	(D)	GG	258	1 420 000	44 787	2 237	5	(D)
5171	Petroleum bulk stations and terminals .....	209	1 290 785	38 015	1 808	206	(D)	(D)	GG	3	(D)
5172	Petroleum and petroleum products wholesalers, except bulk stations and terminals .....	54	(D)	(D)	EE	52	(D)	(D)	EE	2	(D)
518	Beer, wine, and distilled alcoholic beverages .....	21	(D)	(D)	FF	21	(D)	(D)	FF	—	—
5181	Beer and ale .....	18	(D)	(D)	FF	18	(D)	(D)	FF	—	—
5182	Wine and distilled alcoholic beverages .....	3	(D)	(D)	BB	3	(D)	(D)	BB	—	—
519	Miscellaneous nondurable goods .....	522	1 414 240	83 610	4 487	475	1 078 174	75 914	4 282	47	336 066
5191	Farm supplies .....	363	783 717	50 478	2 758	339	(D)	(D)	HH	24	(D)
5192	Books, periodicals, and newspapers .....	11	(D)	(D)	EE	10	(D)	(D)	EE	1	(D)
5193	Flowers, nursery stock, and florists' supplies .....	33	(D)	(D)	EE	31	(D)	(D)	EE	2	(D)
5194	Tobacco and tobacco products .....	21	142 726	5 596	340	20	(D)	(D)	EE	1	(D)
5198	Paints, varnishes, and supplies .....	9	(D)	(D)	BB	8	(D)	(D)	BB	1	(D)
5199	Nondurable goods, n.e.c. ....	85	345 435	12 704	578	67	85 419	8 249	533	18	260 016

**Table 9. Places With 2,500 Inhabitants or More Ranked by Volume of Sales: 1992**

[For meaning of abbreviations and symbols, see introductory text. For explanation of terms and comparability of 1987 and 1992 censuses, see appendix A. For information on geographic areas followed by ▲, see appendix F]

Geographic area	Rank <sup>1</sup>	Sales (\$1,000)	Cumulative		Geographic area	Rank <sup>1</sup>	Sales (\$1,000)	Cumulative	
			Sales (\$1,000)	Percent of State total				Sales (\$1,000)	Percent of State total
<b>Georgia</b> .....	<b>(X)</b>	<b>113 803 525</b>	<b>113 803 525</b>	<b>100.0</b>	<b>Georgia—Con.</b>				
Atlanta .....	1	14 161 509	14 161 509	12.4	Snellville .....	31	223 733	45 894 792	40.3
Norcross .....	2	6 943 571	21 105 080	18.5	Clarkston .....	32	218 441	46 113 233	40.5
Doraville .....	3	2 096 371	23 201 451	20.4	Warner Robins .....	33	199 586	46 312 819	40.7
Dalton .....	4	2 069 372	25 270 823	22.2	Statesboro .....	34	191 528	46 504 347	40.9
Roswell .....	5	1 894 216	27 165 039	23.9	Tifton .....	35	187 535	46 691 882	41.0
Marietta .....	6	1 591 147	28 756 186	25.3	La Grange .....	36	184 335	46 876 217	41.2
Savannah .....	7	1 229 838	29 986 024	26.3	Thomasville .....	37	181 653	47 057 870	41.4
Kennesaw .....	8	1 095 238	31 081 262	27.3	Peachtree City .....	38	179 011	47 236 881	41.5
Morrow .....	9	1 074 636	32 155 898	28.3	Decatur .....	39	174 227	47 411 108	41.7
Athens-Clarke County ▲ .....	10	1 060 440	33 216 338	29.2	Brunswick .....	40	168 195	47 579 303	41.8
Albany .....	11	1 030 324	34 246 662	30.1	Garden City .....	41	158 242	47 737 545	41.9
Macon ▲ .....	12	1 013 429	35 260 091	31.0	Lyons .....	42	155 609	47 893 154	42.1
Chamblee .....	13	937 392	36 197 483	31.8	Waycross ▲ .....	43	153 686	48 046 840	42.2
Columbus city ▲ .....	14	929 692	37 127 175	32.6	Lake City .....	44	136 018	48 182 858	42.3
Smyrna .....	15	929 189	38 056 364	33.4	Stone Mountain .....	45	134 802	48 317 660	42.5
Carrollton .....	16	908 866	38 965 230	34.2	Conyers .....	46	132 825	48 450 485	42.6
Lawrenceville .....	17	869 546	39 834 776	35.0	Lilburn .....	47	129 763	48 580 248	42.7
Alpharetta .....	18	798 024	40 632 800	35.7	Douglasville .....	48	125 707	48 705 955	42.8
Gainesville .....	19	756 644	41 389 444	36.4	Moultrie .....	49	124 724	48 830 679	42.9
Duluth .....	20	686 279	42 075 723	37.0	Dublin .....	50	115 800	48 945 759	43.0
Forest Park .....	21	621 616	42 697 339	37.5	Cartersville .....	51	114 733	49 060 492	43.1
Augusta .....	22	530 249	43 227 588	38.0	Vidalia ▲ .....	52	101 629	49 162 121	43.2
College Park ▲ .....	23	413 707	43 641 295	38.3	Cairo .....	53	101 387	49 263 508	43.3
Austell ▲ .....	24	398 088	44 039 383	38.7	Fayetteville .....	54	91 671	49 355 179	43.4
Rome .....	25	392 799	44 432 182	39.0	Buford ▲ .....	55	90 985	49 446 164	43.4
Covington .....	26	272 914	44 705 096	39.3	Calhoun .....	56	86 624	49 532 788	43.5
Griffin .....	27	270 476	44 975 572	39.5	Woodstock .....	57	85 904	49 618 692	43.6
Newman .....	28	233 838	45 209 410	39.7	Swainsboro .....	58	85 696	49 704 388	43.7
East Point .....	29	232 819	45 442 229	39.9	Dawson .....	59	83 254	49 787 642	43.7
Bainbridge .....	30	228 830	45 671 059	40.1	Americus .....	60	79 874	49 867 516	43.8

See footnotes at end of table.

**WHOLESALE TRADE—GEOGRAPHIC AREA SERIES**

**GEORGIA GA-53**

**Table 9. Places With 2,500 Inhabitants or More Ranked by Volume of Sales: 1992 —Con.**

[For meaning of abbreviations and symbols, see introductory text. For explanation of terms and comparability of 1987 and 1992 censuses, see appendix A. For information on geographic areas followed by ▲, see appendix F]

Geographic area	Rank <sup>1</sup>	Sales (\$1,000)	Cumulative		Geographic area	Rank <sup>1</sup>	Sales (\$1,000)	Cumulative	
			Sales (\$1,000)	Percent of State total				Sales (\$1,000)	Percent of State total
<b>Georgia—Con.</b>					<b>Georgia—Con.</b>				
Sylvester .....	61	76 634	49 944 150	43.9	Dahlonega .....	111	2 608	51 536 849	45.3
Adel .....	62	74 509	50 018 659	44.0	Thunderbolt .....	112	1 484	51 538 333	45.3
Washington .....	63	74 023	50 092 682	44.0	Tybee Island .....	(X)	—	51 538 333	45.3
Camilla .....	64	63 242	50 155 924	44.1	Alma .....	(X)	(D)	(X)	(X)
Rossville .....	65	62 160	50 218 084	44.1	Ashburn .....	(X)	(D)	(X)	(X)
Waynesboro .....	66	61 000	50 279 084	44.2	Auburn ▲ .....	(X)	(D)	(X)	(X)
Winder .....	67	60 602	50 339 686	44.2	Barnesville .....	(X)	(D)	(X)	(X)
Fairburn .....	68	59 118	50 398 804	44.3	Blakely .....	(X)	(D)	(X)	(X)
Eatonton .....	69	57 689	50 456 493	44.3	Cedartown .....	(X)	(D)	(X)	(X)
Fort Oglethorpe ▲ .....	70	54 397	50 510 890	44.4	Centerville .....	(X)	(D)	(X)	(X)
Fitzgerald ▲ .....	71	48 081	50 558 971	44.4	Chatsworth .....	(X)	(D)	(X)	(X)
Blackshear .....	72	44 862	50 603 833	44.5	Cochran .....	(X)	(D)	(X)	(X)
McDonough .....	73	44 775	50 648 608	44.5	Commerce .....	(X)	(D)	(X)	(X)
Greensboro .....	74	43 154	50 691 762	44.5	Cordele .....	(X)	(D)	(X)	(X)
Elberton .....	75	42 638	50 734 400	44.6	Donalsonville .....	(X)	(D)	(X)	(X)
Glennville .....	76	40 120	50 774 520	44.6	Douglas .....	(X)	(D)	(X)	(X)
Hartwell .....	77	39 311	50 813 831	44.7	East Dublin .....	(X)	(D)	(X)	(X)
Baxley .....	78	38 055	50 851 886	44.7	Hampton .....	(X)	(D)	(X)	(X)
Canton .....	79	38 051	50 889 937	44.7	Hapeville .....	(X)	(D)	(X)	(X)
Loganville ▲ .....	80	38 010	50 927 947	44.8	Hawkinsville .....	(X)	(D)	(X)	(X)
Eastman .....	81	34 218	50 962 165	44.8	Hazlehurst .....	(X)	(D)	(X)	(X)
Toccoa .....	82	33 261	50 995 426	44.8	Hogansville .....	(X)	(D)	(X)	(X)
Jonesboro .....	83	32 427	51 027 853	44.8	Homerville .....	(X)	(D)	(X)	(X)
Bremen ▲ .....	84	32 195	51 060 048	44.9	Jackson .....	(X)	(D)	(X)	(X)
Perry ▲ .....	85	30 510	51 090 558	44.9	Jefferson .....	(X)	(D)	(X)	(X)
Monroe .....	86	30 498	51 121 056	44.9	Jesup .....	(X)	(D)	(X)	(X)
La Fayette .....	87	30 198	51 151 254	44.9	Kingsland .....	(X)	(D)	(X)	(X)
Cornelia .....	88	26 558	51 177 812	45.0	Madison .....	(X)	(D)	(X)	(X)
Pelham .....	89	24 865	51 202 677	45.0	Milledgeville .....	(X)	(D)	(X)	(X)
McRae .....	90	24 778	51 227 455	45.0	Millen .....	(X)	(D)	(X)	(X)
Cumming .....	91	23 054	51 250 509	45.0	Montezuma .....	(X)	(D)	(X)	(X)
Pooler .....	92	22 352	51 272 861	45.1	Nashville .....	(X)	(D)	(X)	(X)
Metter .....	93	22 087	51 294 948	45.1	Ocilla .....	(X)	(D)	(X)	(X)
Thomson .....	94	22 057	51 317 005	45.1	Palmetto ▲ .....	(X)	(D)	(X)	(X)
Union City .....	95	21 421	51 338 426	45.1	Port Wentworth .....	(X)	(D)	(X)	(X)
Acworth .....	96	21 239	51 359 665	45.1	Powder Springs .....	(X)	(D)	(X)	(X)
West Point ▲ .....	97	21 211	51 380 876	45.1	Quitman .....	(X)	(D)	(X)	(X)
Sandersville .....	98	20 091	51 400 967	45.2	Richmond Hill .....	(X)	(D)	(X)	(X)
Dallas .....	99	19 741	51 420 708	45.2	Rincon .....	(X)	(D)	(X)	(X)
Cuthbert .....	100	17 445	51 438 153	45.2	Rockmart .....	(X)	(D)	(X)	(X)
Royston ▲ .....	101	13 851	51 452 004	45.2	Social Circle ▲ .....	(X)	(D)	(X)	(X)
Riverdale .....	102	13 356	51 465 360	45.2	Soperton .....	(X)	(D)	(X)	(X)
Fort Valley .....	103	13 338	51 478 698	45.2	Sugar Hill .....	(X)	(D)	(X)	(X)
Stockbridge .....	104	12 629	51 491 327	45.2	Summerville .....	(X)	(D)	(X)	(X)
Hinesville .....	105	10 464	51 501 791	45.3	Sylvania .....	(X)	(D)	(X)	(X)
Grovetown .....	106	10 446	51 512 237	45.3	Tallapoosa .....	(X)	(D)	(X)	(X)
Manchester ▲ .....	107	9 476	51 521 713	45.3	Thomaston .....	(X)	(D)	(X)	(X)
Tyrone .....	108	4 920	51 526 633	45.3	Valdosta .....	(X)	(D)	(X)	(X)
St. Marys .....	109	4 624	51 531 257	45.3	Vienna .....	(X)	(D)	(X)	(X)
Forsyth .....	110	2 984	51 534 241	45.3	Villa Rica ▲ .....	(X)	(D)	(X)	(X)

<sup>1</sup>Places with suppressed sales (if applicable) are listed at end of table rather than by rank to avoid disclosing data for individual companies.

**Table 10. Counties Ranked by Volume of Sales: 1992**

[For meaning of abbreviations and symbols, see introductory text. For explanation of terms and comparability of 1987 and 1992 censuses, see appendix A. For information on geographic areas followed by ▲, see appendix F]

Geographic area	Rank <sup>1</sup>	Sales (\$1,000)	Cumulative		Geographic area	Rank <sup>1</sup>	Sales (\$1,000)	Cumulative	
			Sales (\$1,000)	Percent of State total				Sales (\$1,000)	Percent of State total
<b>Georgia .....</b>					<b>Georgia—Con.</b>				
Fulton .....	1	36 926 378	36 926 378	32.4	Richmond .....	12	1 029 668	99 555 653	87.5
DeKalb .....	2	18 406 940	55 333 318	48.6	Carroll .....	13	1 021 439	100 577 092	88.4
Gwinnett .....	3	16 544 086	71 877 404	63.2	Douglas .....	14	951 318	101 528 410	89.2
Cobb .....	4	13 317 665	85 195 069	74.9	Muscogee .....	15	929 692	102 458 102	90.0
Whitfield .....	5	3 561 075	88 756 144	78.0	Rockdale .....	16	809 364	103 267 466	90.7
Clayton .....	6	3 317 292	92 073 436	80.9	Lowndes .....	17	488 132	103 755 598	91.2
Chatham .....	7	1 866 282	93 939 718	82.5	Floyd .....	18	412 465	104 168 063	91.5
Bibb .....	8	1 241 222	95 180 940	83.6	Fayette .....	19	326 907	104 494 970	91.8
Hall .....	9	1 194 197	96 375 137	84.7	Newton .....	20	287 135	104 782 105	92.1
Dougherty .....	10	1 090 408	97 465 545	85.6	Spalding .....	21	274 725	105 056 830	92.3
Clarke .....	11	1 060 440	98 525 985	86.6					

See footnotes at end of table.

**GA-54 GEORGIA**

**WHOLESALE TRADE—GEOGRAPHIC AREA SERIES**

**Table 10. Counties Ranked by Volume of Sales: 1992 – Con.**

[For meaning of abbreviations and symbols, see introductory text. For explanation of terms and comparability of 1987 and 1992 censuses, see appendix A. For information on geographic areas followed by ▲, see appendix F]

Geographic area	Rank <sup>1</sup>	Sales (\$1,000)	Cumulative		Geographic area	Rank <sup>1</sup>	Sales (\$1,000)	Cumulative	
			Sales (\$1,000)	Percent of State total				Sales (\$1,000)	Percent of State total
<b>Georgia—Con.</b>					<b>Georgia—Con.</b>				
Crisp .....	22	262 667	105 319 497	92.5	Appling .....	87	38 055	112 739 107	99.1
Coweta .....	23	243 025	105 562 522	92.8	Johnson .....	88	37 999	112 777 106	99.1
Houston .....	24	239 889	105 802 411	93.0	Banks .....	89	37 889	112 814 995	99.1
Glynn .....	25	237 061	106 039 472	93.2	McDuffie .....	90	37 499	112 852 494	99.2
Toombs .....	26	235 835	106 275 307	93.4	Screven .....	91	37 112	112 889 606	99.2
Decatur .....	27	233 945	106 509 252	93.6	Berrien .....	92	37 059	112 926 665	99.2
Tift .....	28	228 746	106 737 998	93.8	Wayne .....	93	34 109	112 960 774	99.3
Cherokee .....	29	220 033	106 958 031	94.0	Montgomery .....	94	34 027	112 994 801	99.3
Thomas .....	30	220 003	107 178 034	94.2	Taylor .....	95	29 929	113 024 730	99.3
Forsyth .....	31	218 611	107 396 645	94.4	Calhoun .....	96	29 761	113 054 491	99.3
Troup .....	32	211 127	107 607 772	94.6	Peach .....	97	29 180	113 083 671	99.4
Bulloch .....	33	207 295	107 815 067	94.7	Gilmer .....	98	27 163	113 110 834	99.4
Columbia .....	34	195 014	108 010 081	94.9	Evans .....	99	25 022	113 135 856	99.4
Coffee .....	35	181 367	108 191 448	95.1	White .....	100	23 884	113 159 740	99.4
Bartow .....	36	176 372	108 367 820	95.2	Randolph .....	101	22 797	113 182 537	99.5
Ware .....	37	166 074	108 533 894	95.4	Candler .....	102	22 087	113 204 624	99.5
Catoosa .....	38	161 761	108 695 655	95.5	Jenkins .....	103	21 902	113 226 526	99.5
Early .....	39	156 001	108 851 656	95.6	Upson .....	104	21 101	113 247 627	99.5
Murray .....	40	155 009	109 006 665	95.8	Brooks .....	105	20 645	113 268 272	99.5
Turner .....	41	151 925	109 158 590	95.9	Lee .....	106	18 961	113 287 233	99.5
Colquitt .....	42	145 541	109 304 131	96.0	Fannin .....	107	18 497	113 305 730	99.6
Walker .....	43	141 442	109 445 573	96.2	Charlton .....	108	18 442	113 324 172	99.6
Sumter .....	44	133 202	109 578 775	96.3	Liberty .....	109	18 020	113 342 192	99.6
Jeff Davis .....	45	130 520	109 709 295	96.4	Meriwether .....	110	17 625	113 359 817	99.6
Laurens .....	46	126 181	109 835 476	96.5	Atkinson .....	111	17 331	113 377 148	99.6
Grady .....	47	117 281	109 952 757	96.6	Jones .....	112	17 163	113 394 311	99.6
Gordon .....	48	116 216	110 068 973	96.7	Irwin .....	113	16 461	113 410 772	99.7
Jackson .....	49	115 294	110 184 267	96.8	Brantley .....	114	16 133	113 426 905	99.7
Worth .....	50	108 529	110 292 796	96.9	Stewart .....	115	14 000	113 440 905	99.7
Henry .....	51	101 013	110 393 809	97.0	Effingham .....	116	13 760	113 454 665	99.7
Polk .....	52	100 530	110 494 339	97.1	Schley .....	117	13 591	113 468 256	99.7
Walton .....	53	99 243	110 593 582	97.2	Union .....	118	13 518	113 481 774	99.7
Emanuel .....	54	96 463	110 690 045	97.3	Rabun .....	119	12 439	113 494 213	99.7
Mitchell .....	55	93 265	110 783 310	97.3	Bleckley .....	120	10 683	113 504 896	99.7
Terrell .....	56	92 078	110 875 388	97.4	Madison .....	121	10 017	113 514 913	99.7
Pulaski .....	57	87 931	110 963 319	97.5	Lamar .....	122	9 762	113 524 675	99.8
Oconee .....	58	84 661	111 047 980	97.6	Chattooga .....	123	8 787	113 533 462	99.8
Barrow .....	59	83 592	111 131 572	97.7	Clinch .....	124	8 200	113 541 662	99.8
Morgan .....	60	83 454	111 215 026	97.7	Wilcox .....	125	7 650	113 549 312	99.8
Cook .....	61	83 199	111 298 225	97.8	Lanier .....	126	7 204	113 556 516	99.8
Miller .....	62	79 713	111 377 938	97.9	Hancock .....	127	6 915	113 563 431	99.8
Wilkes .....	63	76 063	111 454 001	97.9	Camden .....	128	6 633	113 570 064	99.8
Seminole .....	64	70 812	111 524 813	98.0	Lincoln .....	129	6 502	113 576 566	99.8
Franklin .....	65	70 398	111 595 211	98.1	McIntosh .....	130	6 451	113 583 017	99.8
Burke .....	66	69 093	111 664 304	98.1	Dade .....	131	6 089	113 589 106	99.8
Dooly .....	67	67 318	111 731 622	98.2	Monroe .....	132	5 289	113 594 395	99.8
Bryan .....	68	65 070	111 796 692	98.2	Lumpkin .....	133	5 083	113 599 478	99.8
Butts .....	69	64 720	111 861 412	98.3	Harris .....	134	4 817	113 604 295	99.8
Pierce .....	70	62 247	111 923 659	98.3	Heard .....	135	4 700	113 608 995	99.8
Putnam .....	71	60 870	111 984 529	98.4	Marion .....	136	4 477	113 613 472	99.8
Greene .....	72	58 108	112 042 637	98.5	Oglethorpe .....	137	3 905	113 617 377	99.8
Hart .....	73	53 861	112 096 498	98.5	Clay .....	138	3 254	113 620 631	99.8
Haralson .....	74	53 284	112 149 782	98.5	Crawford .....	139	3 002	113 623 633	99.8
Macon .....	75	52 829	112 202 611	98.6	Webster .....	140	2 688	113 626 321	99.8
Elbert .....	76	51 240	112 253 851	98.6	Twiggs .....	141	2 246	113 628 567	99.8
Ben Hill .....	77	50 479	112 304 330	98.7	Pike .....	142	1 438	113 630 005	99.8
Tattnall .....	78	49 590	112 353 920	98.7	Glascok .....	(X)	—	113 630 005	99.8
Jefferson .....	79	48 381	112 402 301	98.8	Quitman .....	(X)	—	113 630 005	99.8
Habersham .....	80	46 973	112 449 274	98.8	Echols .....	(X)	—	113 630 005	99.8
Stephens .....	81	46 796	112 496 070	98.9	Chattahoochee .....	(X)	—	113 630 005	99.8
Telfair .....	82	44 922	112 540 992	98.9	Bacon .....	(X)	(D)	(X)	(X)
Pickens .....	83	43 563	112 584 555	98.9	Baker .....	(X)	(D)	(X)	(X)
Washington .....	84	39 606	112 624 161	99.0	Baldwin .....	(X)	(D)	(X)	(X)
Dodge .....	85	38 656	112 662 817	99.0	Dawson .....	(X)	(D)	(X)	(X)
Paulding .....	86	38 235	112 701 052	99.0	Jasper .....	(X)	(D)	(X)	(X)
					Long .....	(X)	(D)	(X)	(X)
					Talbot .....	(X)	(D)	(X)	(X)
					Taliaferro .....	(X)	(D)	(X)	(X)
					Towns .....	(X)	(D)	(X)	(X)
					Treutlen .....	(X)	(D)	(X)	(X)
					Warren .....	(X)	(D)	(X)	(X)
					Wheeler .....	(X)	(D)	(X)	(X)
					Wilkinson .....	(X)	(D)	(X)	(X)

<sup>1</sup>Counties with suppressed sales (if applicable) are listed at end of table rather than by rank to avoid disclosing data for individual companies.

# Appendix A.

## General Explanation

### CENSUS COVERAGE AND METHODOLOGY

**Structure and method of enumeration.** All wholesale firms that had at least one quarter of payroll in 1992 were included in the census of wholesale trade and were mailed either a regular census form or a short form designed to collect basic data and classification information only. The coverage and the method of obtaining census information from each follow:

1. Large companies, i.e., all multiunit firms and all single unit firms above the payroll size cutoff established to separate large from small employers, and a 10-percent sample of the small employers were mailed the appropriate 1992 Census of Distributive Trades establishment report forms. Although the payroll cutoff varied by kind of business, small employers generally included firms with one to three employees and represented about 10 percent of total wholesale sales. For the large companies, a report of company organization is conducted periodically to identify firms which operated establishments at more than one location and to obtain information on payroll and mid-March employment at each location. The 1991 Report of Company Organization was used as a coverage check in the census. In the 1992 Census, all multiestablishment firms were asked to notify the Census Bureau of any establishments for which a form was not received. Report forms were subsequently provided to the firms for these establishments.
2. Small companies other than those included in the 10-percent sample described above were mailed the short forms, which did not include questions on sales by commodity lines and employment by principal activity.

**Method of classifying kinds of business.** Establishments receiving the regular census forms were classified on the basis of their answers to questions on sales by commodity lines and other inquiries. Those that received short forms were classified on the basis of their self-designation and answers to other inquiries.

### COMPARABILITY OF THE 1987 AND 1992 CENSUSES

The 1987 and 1992 censuses were conducted under similar conditions and procedures except for the following:

**Classifications.** In both 1992 and 1987, classifications are based on the *1987 Standard Industrial Classification (SIC) Manual*.<sup>1</sup> As a result of a later clarification in 1992, the sale of industrial controls has been classified in electrical apparatus and equipment, wiring supplies, and construction materials (SIC 5063) as it was in 1982 and all previous censuses. In 1987, the sale of industrial controls was classified in industrial machinery and equipment (SIC 5084).

**Geographic areas.** The boundaries of a number of areas for which data are shown in the 1992 census are not the same as in the 1987 census because of annexations; other boundary changes; and redefinitions of metropolitan statistical areas (MSA's), primary metropolitan statistical areas (PMSA's), and consolidated metropolitan statistical areas (CMSA's).<sup>2</sup> In addition, data for consolidated cities are included in the 1992 census.

Data for special economic urban areas (SEUA's) with 10,000 inhabitants or more in Michigan, Minnesota, New York, and Wisconsin qualified for publication in the 1992 census. This included townships in Michigan and Minnesota and towns in New York and Wisconsin. However, Minnesota did not have any townships that met the publication criteria.

### EXPLANATION OF TERMS

**Establishments.** An establishment is a single physical location at which business is conducted. It is not necessarily identical with a company or enterprise, which may consist of one establishment or more. Census of wholesale trade figures represent a summary of reports for individual establishments rather than companies. For cases where a census report was received, separate information was obtained for each location where business was conducted. When administrative records of other Federal agencies were used instead of a census report, no information was available on the number of locations operated. Estimates of this number were derived from a sample and are provided in the wholesale trade report, *Miscellaneous*

<sup>1</sup>*Standard Industrial Classification Manual: 1987.* For sale by Superintendent of Documents, U.S. Government Printing Office, Washington, DC 20402. Stock No. 041-001-00314-2.

<sup>2</sup>Newly defined metropolitan areas (MA's) were announced by the Office of Management and Budget (OMB) effective June 30, 1993.



**Subjects (WC92-S-4).** Each wholesale establishment was tabulated according to the physical location at which the business was conducted. The count of establishments represents the number in business at any time during 1992. Appendix G provides a comparison of the number of establishments active any time during the year versus the number in business at the end of the year.

When two activities or more were carried on at a single location under a single ownership, all activities generally were grouped together as a single establishment. The entire establishment was classified on the basis of its major activity and all data for it were included in that classification. However, when distinct and separate economic activities (for which different industry classification codes were appropriate) were conducted at a single location under a single ownership, and when conditions prescribed by the SIC manual for recognizing the existence of more than one establishment were met, separate establishment reports for each of the different activities were obtained in the census.

**Firms.** A firm is a business organization or entity consisting of one domestic establishment (location) or more under common ownership or control. All establishments of subsidiary firms are included as part of the owning or controlling firm. For the economic census, the terms "firm" and "company" are synonymous.

**Sales.** Sales include merchandise sold for cash or credit at wholesale and retail by establishments primarily engaged in wholesale trade; receipts from rental or leasing of vehicles, equipment, instruments, tools, etc.; receipts for delivery, installation, maintenance, repair, alteration, storage, and other services; and gasoline, liquor, tobacco, and other excise taxes which are paid by the manufacturer and passed on to the wholesaler.

Sales are net after deductions for refunds and allowances for merchandise returned by customers. Trade-in allowances are not deducted from total sales. Total sales do not include carrying or other credit charges; sales (or other) taxes collected from customers and forwarded to taxing authorities; and nonoperating income from such sources as investments, rental or sale of real estate, etc.

Sales in this report do not include wholesale sales made by manufacturers, retailers, service establishments, or other businesses whose primary activity is other than wholesale trade. They do include receipts other than from the sale of merchandise at wholesale, e.g., service receipts, retail sales, etc., by establishments primarily engaged in wholesale trade.

Sales figures include sales of all establishments in business at any time during the year. Sales shown for agents and brokers represented the value of the goods involved in the transactions rather than the commissions received or earnings.

**Annual payroll.** Payroll includes all forms of compensation such as salaries, wages, commissions, bonuses, vacation allowances, sick-leave pay, employee contributions to

qualified pension plans, and the value of payments in kind (e.g., free meals and lodgings) paid during the year to all employees. For corporations, payroll includes amounts paid to officers and executives; for unincorporated businesses, it does not include profit or other compensation of proprietors or partners. Payroll is reported before deductions for social security, income tax, insurance, union dues, etc. This definition of payroll is the same as that used on Internal Revenue Service (IRS) form 941.

**First quarter payroll.** This item consists of payroll, as defined above, paid to persons employed at any time during the quarter January to March 1992.

**Paid employees for pay period including March 12.** Paid employees consist of the full- and part-time employees, including salaried officers and executives of corporations, who were on the payroll during the pay period including March 12. Included are employees on paid sick leave, paid holidays, and paid vacations; not included are proprietors and partners of unincorporated businesses. The definition of paid employees is the same as that used on IRS form 941.

**1992 and 1991 inventories.** Inventories consist of stocks of merchandise for sale at the end of 1992 and 1991. They were reported on an ownership basis; all merchandise owned by reporting establishments is included, even though some may be held by others for sale on consignment. Goods held by the reporting establishment, but owned by others, are not included. Data for 1992 and 1991 inventories LIFO composition are published in the 1992 Census of Wholesale Trade report, *Miscellaneous Subjects (WC92-S-4)*.

**Operating expenses.** Operating expenses include payroll as well as overhead expenses of the establishment. They do not include the cost of goods sold; income or excise taxes; or withdrawals by proprietors or partners of unincorporated businesses.

**Auxiliary establishments.** Each company included in this census was asked to identify and separately report auxiliary locations whose primary functions were to manage, administer, service, or support the activities of the other establishments of the company. Data presented in this report do not include auxiliary establishments. Data for auxiliaries are presented in a subsequent report issued as part of the 1992 Enterprise Statistics reports.

## KIND-OF-BUSINESS CLASSIFICATIONS

Wholesale trade, major groups 50 and 51 in the 1987 SIC manual, includes establishments primarily engaged in selling merchandise to retailers; to industrial, commercial, institutional, farm, or professional business users; or to other wholesalers; or acting as agents or brokers in buying merchandise for or selling merchandise to such persons or companies.

The principal types of establishments included are:

1. Merchant wholesalers who take title to the goods they sell, such as wholesale merchants or jobbers, industrial distributors, voluntary group wholesalers, drop shippers, retailer cooperative warehouses, terminal elevators, and cooperative buying associations.
2. Manufacturers' sales branches and offices (but not retail stores) maintained by manufacturing or mining enterprises apart from their plants or mines for the purpose of marketing their products. Sales branches and offices located at plants are included when separate records are available.
3. Agents, brokers, and commission merchants who buy or sell products owned by others on a commission or agency basis.

Establishments primarily engaged in the wholesale distribution of used products are classified on the basis of the product sold. Establishments primarily engaged in selling merchandise to contractors are included in wholesale trade, with the exception of lumber yards and paint, glass, and wallpaper stores. These exceptions are classified in retail trade if they consider themselves retail, sell to the general public, and their sales to contractors and the general public is more than half their total sales.

Establishments covered by the census were assigned kind-of-business classifications according to the industry classifications defined in the 1987 SIC manual. When a more detailed classification than defined in the SIC manual was needed, additional kinds-of-business were identified within an SIC industry.

Kind-of-business classifications are not interchangeable with commodity classifications, because most businesses sell several kinds of commodities. The kind-of-business code assigned generally reflects either the individual commodity or the commodity group which is the primary source of the establishment's receipts, or some mixture of commodities which characterizes the establishment's business. Thus, the classification of establishments by kind of business does not make it possible to determine either the number of establishments handling a particular commodity or the sales of that commodity. For example, the groceries and related products classification excludes establishments selling food if the sale of food is not the primary source of receipts; moreover, even though establishments are classified as groceries and related products, some of their receipts may be derived from the sale of nonfood products. Information on the extent to which commodities are handled by different kinds of business is available in the 1992 Census of Wholesale Trade report, *Commodity Line Sales* (WC92-S-3). Descriptions of the 1992 Census of Wholesale Trade kind-of-business classifications follow:

### **Durable Goods (SIC Major Group 50)**

This major group includes establishments primarily engaged in the wholesale distribution of durable goods.

### **Motor vehicles and motor vehicle parts and supplies (SIC 501)**

**Automobiles and other motor vehicles (SIC 5012).** Establishments primarily engaged in the wholesale distribution of new and used passenger automobiles, trucks, trailers, and other motor vehicles, including motorcycles, motor homes, and snowmobiles. Automobile distributors primarily engaged in selling at retail to individual customers for personal use, and also selling a limited amount of new and used passenger automobiles and trucks at wholesale, are classified in Retail Trade, Industry 5511.

SIC 5012 is subdivided in some tables into—

1. Automobile, light trucks, motorcycles, busses and recreational vehicles.
  - a. Automobiles and motorcycles.
  - b. Buses and recreational vehicles.
  - c. Light trucks and vans (14,000 lb or less).
2. Medium and heavy trucks and tractors (over 14,000 lb).
  - a. Medium trucks (14,001 to 26,000 lb).
  - b. Heavy trucks and tractors (over 26,000 lb).

**Motor vehicle supplies and new parts (SIC 5013).** Establishments primarily engaged in the wholesale distribution of motor vehicle supplies, accessories, tools, and equipment; and new motor vehicle parts.

SIC 5013 is subdivided in some tables into—

1. Motor vehicle supplies and new parts—warehouse distributors.
2. Motor vehicle supplies and new parts—jobbers.
3. Petroleum products marketing equipment.

**Tires and tubes (SIC 5014).** Establishments primarily engaged in the wholesale distribution of tires and tubes for passenger and commercial vehicles.

**Motor vehicle parts, used (SIC 5015).** Establishments primarily engaged in the wholesale distribution at wholesale or retail of used motor vehicle parts. This industry includes establishments primarily engaged in dismantling motor vehicles for the purpose of selling parts. Establishments primarily engaged in dismantling motor vehicles for scrap are classified in Industry 5093.

### **Furniture and homefurnishings (SIC 502)**

**Furniture (SIC 5021).** Establishments primarily engaged in the wholesale distribution of furniture, including bedsprings, mattresses, and other household furniture; office furniture;

and furniture for public parks and buildings. Establishments primarily engaged in the wholesale distribution of partitions, shelving, lockers, and store fixtures are classified in Industry 5046.

SIC 5021 is subdivided in some tables into—

1. Household and lawn furniture.
2. Office and business furniture.

**Homefurnishings (SIC 5023).** Establishments primarily engaged in the wholesale distribution of homefurnishings and housewares, including antiques; china; glassware and earthenware; lamps (including electric), curtains and draperies; linens and towels; and carpets, linoleum, and all other types of hard and soft surface floor coverings. Establishments primarily engaged in the wholesale distribution of other electrical household goods are classified in Industry 5064, and those distributing precious metal flatware are classified in Industry 5094.

SIC 5023 is subdivided in some tables into—

1. Household china, glassware, and crockery.
2. Linens, domestics, draperies, and curtains.
3. Floor coverings.
4. Other homefurnishings.

### **Lumber and other construction materials (SIC 503)**

**Lumber, plywood, millwork and wood panels (SIC 5031).** Establishments, with or without yards, primarily engaged in the wholesale distribution of rough, dressed, and finished lumber (but not timber); plywood; reconstituted wood fiber products; doors and windows and their frames (all materials); wood fencing; and other wood or metal millwork.

SIC 5031 is subdivided in some tables into—

1. Lumber—without yard.
2. Lumber—with yard.
3. Plywood, millwork, and wood panels

**Brick, stone, and related construction materials (SIC 5032).** Establishments primarily engaged in the wholesale distribution of stone, cement, lime construction sand, and gravel; brick (except refractory); asphalt and concrete mixtures; and concrete, stone, and structural clay products (other than refractories). Distributors of industrial sand and of refractory materials are classified in Industry 5085. Establishments primarily engaged in producing ready-mixed concrete are classified in Manufacturing, Industry 3273.

SIC 5032 is subdivided in some tables into—

1. Brick, block, tile, clay/cement sewer pipe.
2. Sand, gravel, and stone.
3. Cement, lime, and related products.

**Roofing, siding, and insulation materials (SIC 5033).** Establishments primarily engaged in the wholesale distribution of roofing, siding (except wood), and insulation materials.

**Construction materials, n.e.c. (SIC 5039).** Establishments primarily engaged in the wholesale distribution of mobile homes and of construction materials, not elsewhere classified, including prefabricated buildings and glass. Establishments selling construction materials to the general public and known as retail in the trade are classified in Retail Trade, Industry 5211. Establishments primarily engaged in marketing heavy structural metal products are classified in Industry 5051.

SIC 5039 is subdivided in some tables into—

1. Flat glass and other construction glass.
2. Other construction materials.

### **Professional and commercial equipment and supplies (SIC 504)**

**Photographic equipment and supplies (SIC 5043).** Establishments primarily engaged in the wholesale distribution of photographic equipment and supplies. Establishments primarily engaged in the wholesale distribution of photocopy, microfilm, and similar equipment are classified in Industry 5044.

**Office equipment (SIC 5044).** Establishments primarily engaged in the wholesale distribution of office machines and related equipment, including photocopy and microfilm equipment, and safes and vaults. These establishments frequently also sell office supplies. However, establishments primarily engaged in wholesaling most office supplies are classified in Industry Group 511. Establishments primarily engaged in wholesaling office furniture are classified in Industry 5021; and those wholesaling computers and peripheral equipment are classified in Industry 5045.

**Computers and computer peripheral equipment and software (SIC 5045).** Establishments primarily engaged in the wholesale distribution of computers, computer peripheral equipment, and computer software. These establishments frequently may sell related supplies, but establishments primarily engaged in wholesaling supplies are classified according to the individual product (for example, computer paper in Industry 5112). Establishments primarily engaged in the wholesale distribution of modems and other electronic communications equipment are classified in Industry 5065. Establishments primarily engaged in selling computers and computer peripheral equipment and software for other than business or professional use are classified in Retail Trade, Industry 5734.

SIC 5045 is subdivided in some tables into—

1. Computers and peripheral equipment (selling primarily to business customers).

- a. Computers and peripheral equipment sold for resale.
  - b. Computers and peripheral equipment sold for end use.
2. Computer software (prepackaged, off-the-shelf).

**Commercial equipment, n.e.c. (SIC 5046).** Establishments primarily engaged in the wholesale distribution of commercial and related machines and equipment, not elsewhere classified, such as commercial cooking and food service equipment; partitions, shelving, lockers, and store fixtures; electrical signs; and balances and scales, except laboratory.

SIC 5046 is subdivided in some tables into—

1. Restaurant and hotel equipment and supplies.
2. Store machines and equipment.

**Medical, dental, and hospital equipment and supplies (SIC 5047).** Establishments primarily engaged in the wholesale distribution of surgical and other medical instruments, apparatus, and equipment; dentist equipment; artificial limbs; operating room and hospital equipment; X-ray machines; and other electromedical equipment and apparatus used by physicians and in hospitals. Also included in this industry are establishments primarily engaged in the wholesale distribution of professional supplies used by medical and dental practitioners.

SIC 5047 is subdivided in some tables into—

1. Medical and hospital equipment.
2. Dental equipment and supplies.

**Ophthalmic Goods (SIC 5048).** Establishments primarily engaged in the wholesale distribution of professional equipment and goods used, prescribed, or sold by ophthalmologists, optometrists, and opticians, including ophthalmic frames, lenses, and sunglass lenses.

**Professional equipment and supplies, n.e.c. (SIC 5049).** Establishments primarily engaged in the wholesale distribution of professional equipment and supplies, not elsewhere classified, such as drafting instruments, laboratory equipment, and scientific instruments.

SIC 5049 is subdivided in some tables into—

1. Religious and school supplies.
2. Other professional equipment and supplies, n.e.c. Establishments primarily engaged in selling specialty lines of professional equipment and supplies not mentioned above, such as veterinarian equipment and supplies, drafting supplies, and scientific equipment.

## **Metals and minerals, except petroleum (SIC 505)**

**Metals service centers and offices (SIC 5051).** Establishments primarily engaged in marketing semifinished metal products, except precious metals. Establishments in

this industry may operate with warehouses (metals service centers) or without warehouses (metals sales offices). Establishments primarily engaged in marketing precious metals are classified in Industry 5092.

SIC 5051 is subdivided in some tables into—

1. Ferrous metals service centers and offices.
  - a. Ferrous metals service centers.
  - b. Ferrous metals sales offices.
2. Nonferrous metals service centers and offices.
  - a. Nonferrous metals service centers.
  - b. Nonferrous metals sales offices.

**Coal and other minerals and ores (SIC 5052).** Establishments primarily engaged in the wholesale distribution of coal and coke; copper, iron, lead, and other metallic ores, including precious metal ores; and crude nonmetallic minerals (including concentrates), except crude petroleum. Establishments primarily engaged in the wholesale distribution of nonmetallic minerals used in construction, such as sand and gravel, are classified in Industry 5032. Establishments primarily engaged in the wholesale distribution of crude petroleum are classified in Industry Group 517.

SIC 5052 is subdivided in some tables into—

1. Coal.
2. Other minerals and ores.

## **Electrical goods (SIC 506)**

This industry group includes establishments primarily engaged in the wholesale distribution of electrical generating, distributing, and wiring equipment. It also includes household appliances, whether electrically, manually, or mechanically powered. This industry group does not include electrical commercial and industrial machines, in which electricity does the work directly, e.g., heating, turning a shaft, or ionizing a substance, or electrically powered commercial and industrial machines which are classified in Industry Group 504 or 508.

**Electrical apparatus and equipment, wiring supplies, and construction materials (SIC 5063).** Establishments primarily engaged in the wholesale distribution of electrical power equipment for the generation, transmission, distribution, or control of electric energy; electrical construction materials for outside power transmission lines and for electrical systems and electric light fixtures and bulbs. Construction contractors primarily engaged in installing electrical systems and equipment from their own stock are classified in Construction, Industry 1731.

**Electrical appliances, television and radio sets (SIC 5064).** Establishments primarily engaged in the wholesale distribution of radio and television receiving sets, other household electronic sound or video equipment, self-contained air-conditioning room units, and household

electrical appliances. Also included are establishments primarily engaged in the wholesale distribution of household gas and electric laundry equipment and refrigerators and freezers.

**Electronic parts and equipment, n.e.c. (SIC 5065).**

Establishments primarily engaged in the wholesale distribution of electronic parts and electronic communications equipment, not elsewhere classified, such as telephone and telegraph equipment; radio and television broadcasting and communications equipment; and intercommunications equipment. Establishments primarily engaged in the wholesale distribution of radio and television receiving sets, phonographs, CD-players, and other household sound or video equipment are classified in Industry 5064.

SIC 5065 is subdivided in some tables into—

1. Communications equipment.
2. Other electronic parts and equipment.

**Hardware, and plumbing and heating equipment and supplies (SIC 507)**

**Hardware (SIC 5072).** Establishments primarily engaged in the wholesale distribution of cutlery and general hardware, including hand saws; saw blades; brads, staples, and tacks; and bolts, nuts, rivets, and screws. Establishments primarily engaged in the wholesale distribution of nails, noninsulated wire, and screening are classified in Industry 5051.

**Plumbing and heating equipment and supplies (hydronics) (SIC 5074).** Establishments primarily engaged in the wholesale distribution of hydronic plumbing and heating equipment and supplies. Construction contractors primarily engaged in installing plumbing and heating equipment from their own stock are classified in Construction, Industry 1711.

**Warm air heating and air-conditioning equipment and supplies (SIC 5075).** Establishments primarily engaged in the wholesale distribution of warm air heating and air-conditioning equipment and supplies. Construction contractors primarily engaged in installing warm air heating and air-conditioning equipment are classified in Construction, Industry 1711.

**Refrigeration equipment and supplies (SIC 5078).** Establishments primarily engaged in the wholesale distribution of refrigeration equipment and supplies. Construction contractors primarily engaged in installation of refrigeration equipment from their own stock are classified in Construction, Industry 1711.

**Machinery, equipment, and supplies (SIC 508)**

**Construction and mining (except petroleum) machinery and equipment (SIC 5082).** Establishments primarily engaged in the wholesale distribution of construction or mining cranes, excavating machinery and equipment, power

shovels, road construction and maintenance machinery, tractor-mounting equipment, and other specialized machinery and equipment used in the construction, mining, and logging industries. Establishments engaged in marketing oil well machinery and equipment are classified in Industry 5084.

**Farm and garden machinery and equipment (SIC 5083).**

Establishments primarily engaged in the wholesale distribution of agricultural machinery and equipment for use in preparation and maintenance of the soil, the planting and harvesting of crops, and other operations and processes pertaining to work on the farm, lawn, or garden; and dairy and other livestock equipment.

SIC 5083 is subdivided in some tables into—

1. Farm machinery and equipment—farm dealers.
2. Farm machinery and equipment—wholesale distributors.
3. Lawn and garden machinery and equipment.

**Industrial machinery and equipment (SIC 5084).** Establishments primarily engaged in the wholesale distribution of industrial machinery and equipment, not elsewhere classified.

SIC 5084 is subdivided in some tables into—

1. Food-processing machinery and equipment.
2. General-purpose industrial machinery, equipment, and parts.
3. Metalworking machinery and equipment.
4. Materials handling equipment.
5. Oil well, oil refinery, and pipeline machinery, equipment, and supplies.
6. Other industrial machinery and equipment. Establishments primarily engaged in selling special purpose industrial machinery not elsewhere classified, including printing machinery, paper and paper products machinery, smelting and metal refining machinery and equipment, cigar and cigarette machinery, and similar special industry machinery.

**Industrial supplies (SIC 5085).** Establishments primarily engaged in the wholesale distribution of industrial supplies, not elsewhere classified.

SIC 5085 is subdivided in some tables into—

1. General-line industrial supplies.
2. Mechanical power transmission equipment.
3. Hydraulic and pneumatic (fluid-power) parts, accessories, and supplies.
4. Welding supplies.
5. Industrial containers and supplies.
6. Industrial valves and fittings, except fluid-power.

7. Other industrial supplies—Establishments primarily engaged in selling a specialty line of industrial materials and supplies not elsewhere classified, such as abrasives, mechanical rubber goods, ropes, cordage, and industrial diamonds.

**Service establishment equipment and supplies (SIC 5087).** Establishments primarily engaged in the wholesale distribution of equipment and supplies for barber shops, beauty parlors, power laundries, dry-cleaning plants, upholsterers, undertakers, and related personal service establishments.

SIC 5087 is subdivided in some tables into—

1. Beauty and barber equipment and supplies.
2. Custodial (janitors') equipment and supplies.
3. Laundry and dry-cleaning equipment and supplies.
4. Other service establishment equipment and supplies—Establishments primarily engaged in selling a specialty line of service establishment supplies, such as upholsterers' equipment and supplies, seamstresses' supplies, tailors' supplies, undertakers' supplies, municipality equipment and supplies, and shoe repair supplies.

**Transportation equipment and supplies, except motor vehicles (SIC 5088).** Establishments primarily engaged in the wholesale distribution of transportation equipment and supplies. Establishments primarily engaged in the wholesale distribution of motor vehicles and motor vehicle parts are classified in Industry Group 501, and those distributing pleasure boats are classified in Industry 5091.

SIC 5088 is subdivided in some tables into—

1. Aircraft and aeronautical equipment and supplies.
2. Marine machinery, equipment, and supplies.
3. Other transportation equipment and supplies—Establishments primarily engaged in selling equipment and supplies used in the operation, maintenance, and repair of railroads, streetcars, buses, tramways, aerial hoists, and horsedrawn vehicles.

### Miscellaneous durable goods (SIC 509)

**Sporting and recreational goods and supplies (SIC 5091).** Establishments primarily engaged in the wholesale distribution of sporting goods and accessories; billiard and pool supplies; sporting firearms and ammunition; and marine pleasure craft, equipment and supplies. Establishments primarily engaged in the wholesale distribution of motor vehicles and trailers are classified in Industry 5012; those distributing self-propelled golf carts are classified in Industry 5088; and those distributing athletic apparel and footwear are classified in Industry Group 513.

**Toys and hobby goods and supplies (SIC 5092).** Establishments primarily engaged in the wholesale distribution of games, toys, hobby goods and supplies, and related goods, such as fireworks and playing cards.

**Scrap and waste materials (SIC 5093).** Establishments primarily engaged in assembling, breaking up, sorting, and wholesale distribution of scrap and waste materials. This industry includes auto wreckers engaged in dismantling automobiles for scrap. However, those engaged in dismantling automobiles for the purpose of selling secondhand parts at retail are classified in Industry 5015.

SIC 5093 is subdivided in some tables into—

1. Iron and steel scrap processors and dealers.
  - a. Iron and steel scrap processors (using power processing equipment).
  - b. Iron and steel scrap dealers (not using power processing equipment).
2. Nonferrous recyclable materials.

**Jewelry, watches, precious stones, and precious metals (SIC 5094).** Establishments primarily engaged in the wholesale distribution of jewelry, precious stones and metals, costume jewelry, watches, clocks, silverware, and jewelers' findings. Establishments primarily engaged in the wholesale distribution of precious metal ores are classified in Industry 5052.

SIC 5094 is subdivided in some tables into—

1. Jewelry, watches, diamonds, precious stones, and silverware.
2. Precious metals (excluding ores).

**Durable goods, n.e.c. (SIC 5099).** Establishments primarily engaged in the wholesale distribution of durable goods, not elsewhere classified, such as musical instruments and forest products, except lumber.

SIC 5099 is subdivided in some tables into—

1. Musical instruments and supplies.
2. Forest products, except lumber.
3. General merchandise—durable.
4. Compact disks, prerecorded audio tapes, and phonograph records.
5. Fire extinguishers and fire safety equipment.
6. Other durable goods.

### Nondurable Goods (SIC Major Group 51)

This major group includes establishments primarily engaged in the wholesale distribution of nondurable goods.

## Paper and paper products (SIC 511)

**Printing and writing paper (SIC 5111).** Establishments primarily engaged in the wholesale distribution of printing and writing paper, including envelope paper; fine paper; and groundwood paper.

**Stationery and office supplies (SIC 5112).** Establishments primarily engaged in the wholesale distribution of stationery and office supplies, including computer and photocopy supplies, envelopes, typewriter paper, file cards and folders, pens, pencils, social stationery, and greeting cards.

**Industrial and personal service paper (SIC 5113).** Establishments primarily engaged in the wholesale distribution of wrapping and other coarse paper, paperboard, and converted paper and related disposable plastic products, such as bags, boxes, dishes, eating utensils, napkins, and shipping supplies.

## Drugs, drug proprietaries, and druggists' sundries (SIC 512)

**Drugs, drug proprietaries, and druggists' sundries (SIC 5122).** Establishments primarily engaged in the wholesale distribution of prescription drugs, proprietary drugs, druggists' sundries, and toiletries. Establishments primarily engaged in the wholesale distribution of surgical, dental, and hospital equipment are classified in Industry 5047.

SIC 5122 is subdivided in some tables into—

1. General-line drugs—These are wholesalers who reported a substantial portion of their sales in "drugs and pharmaceuticals" and a combination of "proprietary (patent) medicines," "cosmetics," "perfumes," and "other toiletries and druggists' sundries."
2. Specialty-line drugs, pharmaceuticals, cosmetics, and toiletries. These are wholesale establishments engaged in selling limited lines among the above products.

## Apparel, piece goods, and notions (SIC 513)

**Piece goods, notions, and other dry goods (SIC 5131).** Establishments primarily engaged in the wholesale distribution of piece goods or yard goods of natural or man-made fibers, notions (sewing and hair accessories, etc.), and other dry goods. Converters who buy fabric goods (except knit goods) in the grey, have them finished on contract, and sell at wholesale are included here. Converters of knit goods are classified in Manufacturing, Industry Group 225. This industry does not include establishments primarily engaged in the wholesale distribution of homefurnishings which are classified in Industry 5023.

SIC 5131 is subdivided in some tables into—

1. Piece goods.
  - a. Piece goods—jobbers.

b. Piece goods—converters.

2. Notions and other dry goods.

**Men's and boys' clothing and furnishings (SIC 5136).** Establishments primarily engaged in the wholesale distribution of men's and boys' apparel and furnishings, sportswear, hosiery, underwear, nightwear, and work clothing.

**Women's, children's, and infants' clothing and accessories (SIC 5137).** Establishments primarily engaged in the wholesale distribution of women's, children's, and infants' clothing and accessories, including hosiery, lingerie, millinery, and furs.

**Footwear (SIC 5139).** Establishments primarily engaged in the wholesale distribution of footwear (including athletic) made of leather, rubber, and other materials.

## Groceries and related products (SIC 514)

**Groceries, general-line (SIC 5141).** Establishments primarily engaged in the wholesale distribution of a general line of groceries. Establishments primarily engaged in roasting coffee, blending tea, or grinding and packaging spices are classified in Manufacturing Major Group 20.

SIC 5141 is subdivided in some tables into—

1. Voluntary.
2. Retail cooperative.
3. Other general-line.

**Packaged frozen foods (SIC 5142).** Establishments primarily engaged in the wholesale distribution of packaged quick-frozen vegetables, juices, meats, fish, poultry, pastries, and other "deep freeze" products. Establishments primarily engaged in the wholesale distribution of frozen dairy products are classified in Industry 5143, and those distributing frozen poultry, fish, and meat which are not packaged are classified in Industries 5144, 5146, and 5147, respectively.

**Dairy products, except dried or canned (SIC 5143).** Establishments primarily engaged in the wholesale distribution of dairy products, such as butter, cheese, ice cream and ices, and fluid milk and cream. This industry does not include establishments primarily engaged in pasteurizing and bottling milk, which are classified in Manufacturing, Industry Group 202. Establishments primarily engaged in the wholesale distribution of dried or canned dairy products are classified in Industry 5149.

SIC 5143 is subdivided in some tables into—

1. Raw milk.
2. Dairy products, except raw milk.

**Poultry and poultry products (SIC 5144).** Establishments primarily engaged in the wholesale distribution of poultry and poultry products, except canned and packaged frozen products. This industry does not include establishments primarily engaged in the killing and dressing of poultry, which are classified in Manufacturing, Industry 2015. Establishments primarily engaged in the wholesale distribution of packaged frozen poultry are classified in Industry 5142, and those distributing canned poultry are classified in Industry 5149.

SIC 5144 is subdivided in some tables into—

1. Live poultry.
2. Poultry and poultry products, except live.

**Confectionery (SIC 5145).** Establishments primarily engaged in the wholesale distribution of confectionery and related products, such as candy, chewing gum, fountain fruits, salted or roasted nuts, popcorn, fountain syrups, and potato, corn, and similar chips.

**Fish and seafoods (SIC 5146).** Establishments primarily engaged in the wholesale distribution (but not packaging) of fresh, cured, or frozen fish and seafoods, except canned or packaged frozen. The preparation of fresh or frozen packaged fish and other seafood, and the shucking and packing of fresh oysters in nonsealed containers, are classified in Manufacturing, Industry 2092. Establishments primarily engaged in the wholesale distribution of canned seafood are classified in Industry 5149, and those distributing packaged frozen foods are classified in Industry 5142.

**Meats and meat products (SIC 5147).** Establishments primarily engaged in the wholesale distribution of fresh, cured, and processed (but not canned) meats and lard. Establishments primarily engaged in the wholesale distribution of frozen packaged meats are classified in Industry 5142, and those distributing canned meats are classified in Industry 5149.

SIC 5147 is subdivided in some tables into—

1. Meats and meat products, except boxed beef.
2. Packaging boxed beef.

**Fresh fruits and vegetables (SIC 5148).** Establishments primarily engaged in the wholesale distribution of fresh fruits and vegetables.

**Groceries and related products, n.e.c. (SIC 5149).** Establishments primarily engaged in the wholesale distribution of groceries and related products, not elsewhere classified. Establishments primarily engaged in the wholesale distribution of soft drinks, and in bottling and distributing natural spring and mineral waters, are classified in this industry, but establishments primarily engaged in bottling soft drinks are classified in Manufacturing, Major Group 20. This industry does not include establishments primarily

engaged in the wholesale distribution of farm-product raw materials classified in Industry Group 515, nor those distributing beer, wine, and distilled alcoholic beverages of Industry Group 518.

SIC 5149 is subdivided in some tables into—

1. Coffee, tea, and spices.
2. Bread and baked goods.
3. Soft drinks.
4. Canned goods.
5. Food and beverage basic materials.
6. Other grocery specialties.

## **Farm-product raw materials (SIC 515)**

**Grain and field beans (SIC 5153).** Establishments primarily engaged in buying and/or marketing grain (such as corn, wheat, oats, barley, and unpolished rice), dry beans, soybeans, and other inedible beans. Country grain elevators primarily engaged in buying or receiving grain from farmers are included, as well as terminal elevators and other merchants marketing grain. Establishments primarily engaged in the wholesale distribution of field and garden seeds are classified in Industry 5191.

**Livestock (SIC 5154).** Establishments primarily engaged in buying and/or marketing cattle, hogs, sheep, and goats. This industry also includes the operation of livestock auction markets.

**Farm-product raw materials, n.e.c. (SIC 5159).** Establishments primarily engaged in buying and/or marketing farm products, not elsewhere classified. Establishments primarily engaged in the wholesale distribution of milk are classified in Industry 5143, and those distributing live poultry are classified in Industry 5144.

SIC 5159 is subdivided in some tables into—

1. Hides, skins, and pelts.
2. Leaf tobacco.
3. Wool, wool tops, and mohair.
4. Cotton.
5. Other farm-product raw materials.

## **Chemicals and allied products (SIC 516)**

**Plastics materials and basic forms and shapes (SIC 5162).** Establishments primarily engaged in the wholesale distribution of plastics materials, and of unsupported plastics film, sheets, sheeting, rods, tubes, and other basic forms and shapes.

**Chemicals and allied products, n.e.c. (SIC 5169).** Establishments primarily engaged in the wholesale distribution of chemicals and allied products, not elsewhere classified,



such as acids, industrial and heavy chemicals, dyestuffs, industrial salts, rosin, and turpentine. Establishments primarily engaged in the wholesale distribution of ammunition are classified in Industry Group 509; those distributing agricultural chemicals and pesticides are classified in Industry 5191; those distributing drugs are classified in Industry 5122; and those distributing pigments, paints, and varnishes are classified in Industry 5198.

SIC 5169 is subdivided in some tables into—

1. Industrial gases, except LP.
2. Other chemicals and allied products.

### **Petroleum and petroleum products (SIC 517)**

This industry group includes establishments primarily engaged in the wholesale distribution of crude petroleum and petroleum products. Included are establishments primarily engaged in the distribution of liquefied petroleum gas. Establishments primarily engaged in the transmission and/or distribution of natural gas are classified in Utilities, Industry Group 492.

**Petroleum bulk stations and terminals (SIC 5171).** Establishments primarily engaged in the wholesale distribution of crude petroleum and petroleum products from bulk liquid storage facilities. These establishments have a bulk liquid storage capacity of 10,000 gallons or more.

SIC 5171 is subdivided in some tables into—

1. Petroleum bulk stations and terminals, except LP.
2. Liquefied petroleum gas bulk stations and terminals.

**Petroleum and petroleum products wholesalers, except bulk stations and terminals (SIC 5172).** Establishments primarily engaged in the wholesale distribution of crude petroleum and petroleum products. These establishments do not have a bulk liquid storage capacity of 10,000 gallons or more. Included are packaged and bottled petroleum products distributors, truck jobbers, and others marketing petroleum and its products at wholesale.

### **Beer, wine, and distilled alcoholic beverages (SIC 518)**

**Beer and ale (SIC 5181).** Establishments primarily engaged in the wholesale distribution of beer, ale, porter, and other fermented malt beverages.

**Wine and distilled alcoholic beverages (SIC 5182).** Establishments primarily engaged in the wholesale distribution of distilled spirits, including neutral spirits and ethyl alcohol used in blended wines and distilled liquors.

SIC 5182 is subdivided in some tables into—

1. Wine and distilled alcoholic beverages—licensed.
2. Wine and distilled alcoholic beverages—State operated.

### **Miscellaneous nondurable goods (SIC 519)**

**Farm supplies (SIC 5191).** Establishments primarily engaged in the wholesale distribution of animal feeds, fertilizers, agricultural chemicals, pesticides, seeds, and other farm supplies, except grains. Establishments primarily engaged in the wholesale distribution of pet food are classified in Industry 5149, and those distributing pet supplies are classified in Industry 5199.

SIC 5191 is subdivided in some tables into—

1. Farm supplies—farm dealers.
2. Farm supplies—wholesale distributors.

**Books, periodicals, and newspapers (SIC 5192).** Establishments primarily engaged in the wholesale distribution of books, periodicals, and newspapers.

**Flowers, nursery stock, and florists' supplies (SIC 5193).** Establishments primarily engaged in the wholesale distribution of flowers, nursery stock, and florists' supplies.

**Tobacco and tobacco products (SIC 5194).** Establishments primarily engaged in the wholesale distribution of tobacco and its products. Leaf tobacco wholesalers are classified in Industry 5159, and establishments primarily engaged in stemming and redrying tobacco are classified in Manufacturing, Industry 2141.

**Paints, varnishes, and supplies (SIC 5198).** Establishments primarily engaged in the wholesale distribution of paints, varnishes, wallpaper, and supplies. Establishments selling to the general public and known as retail in the trade are classified in Retail Trade, Industry 5231.

**Nondurable goods, n.e.c. (SIC 5199).** Establishments primarily engaged in the wholesale distribution of nondurable goods, not elsewhere classified, such as art goods, industrial yarns, textile bags, and bagging and burlap.

SIC 5199 is subdivided in some tables into—

1. Art goods.
2. General merchandise—nondurable.
3. Textile bags and bagging.
4. Specialty advertising (sale of merchandise).
5. Other nondurable goods.

### **TYPE-OF-OPERATION CLASSIFICATIONS**

In addition to being classified by kind of business, each wholesale establishment was classified for the census by type of operation according to the ownership of the business, ownership of the goods sold, or character of the principal transactions. Establishments in wholesale trade are grouped into the following three major types of operation and related subgroups:

**Merchant wholesalers.** Establishments primarily engaged in buying and selling merchandise on their own account. Included here are such types of establishments as wholesale merchants or jobbers, industrial distributors, voluntary group wholesalers, importers, exporters, cash and carry wholesalers, retailer cooperative warehouses, terminal and country grain elevators, farm products assemblers, wholesale cooperative associations, and petroleum bulk plants and terminals operated by nonrefining companies.

*Wholesale distributors and jobbers.* Establishments primarily engaged in buying and selling merchandise in the domestic market not manufactured by the parent company.

*Importers.* Establishments buying and selling goods at wholesale on their own account, whose principal source of purchases was foreign.

*Exporters.* Establishments primarily engaged in purchasing goods in the United States and selling them to foreign customers.

*Terminal grain elevators.* Grain elevators primarily engaged in buying and selling grain received from country grain elevators and grain marketing establishments. They have sizable space for grain storage, and products are received primarily by rail or barge rather than by truck.

*Country grain elevators.* Grain elevators, cooperative or other, buying and receiving grain directly from farmers by truck and selling at wholesale.

*Assemblers of farm products, except country grain elevators.* Establishments primarily engaged in purchasing directly from farmers and assembling and marketing farm products at wholesale.

**Manufacturers' sales branches and offices.** Establishments maintained by manufacturing, refining, and mining companies apart from their plants or mines for marketing their products at wholesale. Branch stores selling to household consumers and individual users are classified in retail trade. Sales branches and offices located at plants and administrative offices are included when separate records are available.

*Manufacturers' sales branches.* A branch with a stock of merchandise for sale. Included are refiner—marketers owned and operated by petroleum refining companies primarily for marketing their products.

*Manufacturers' sales offices.* An office without a stock of merchandise for sale.

**Agents, brokers, and commission merchants.** Establishments whose operators are in business for themselves and are primarily engaged in selling or buying goods for others. Included here are such types of operations as auction companies, import agents, export agents, selling agents, merchandise brokers, and commission merchants. "Sales" as shown in census publications for agents, brokers, and commission merchants represent the gross sales (or purchase) value of the goods in the transactions negotiated.

*Auction companies.* Wholesale establishments primarily engaged in selling merchandise on an agency basis by auction.

*Brokers (representing buyers or sellers).* Wholesale establishments primarily engaged in selling or buying merchandise in the domestic market on a brokerage basis but not receiving the goods on consignment.

*Commission merchants.* Wholesale establishments operating in the domestic market receiving goods for sale on consignment.

*Import agents.* Merchandise agents and brokers in the domestic market buying merchandise from or selling merchandise for foreign firms.

*Export agents.* Merchandise agents and brokers in the domestic market selling to or buying for foreign customers.

*Manufacturers' agents.* Wholesale establishments in the domestic market selling for a limited number of manufacturers on a continuing agency basis.



# Appendix C. Kind-of-Business Titles and Reporting-Form Numbers

[Listed below are wholesale kind-of-business titles and their corresponding reporting-form numbers. Requests for copies of any of these forms, including the inquiries used to classify establishment by kind of business, should be directed to the Services Division, Bureau of the Census, Washington, DC 20233]

SIC code	Title	Standard form CB-	Short form CB-	SIC code	Title	Standard form CB-	Short form CB-
<b>DURABLE GOODS</b>				<b>DURABLE GOODS—Con.</b>			
501	Motor vehicles and motor vehicle parts and supplies:			509	Miscellaneous durable goods:		
5012	Automobiles and other motor vehicles -----	5012	5003	5091	Sporting and recreational goods and supplies -----	5091	5003
5013	Motor vehicle supplies and new parts -----	5013	5003	5092	Toys and hobby goods and supplies -----	5091	5003
5014	Tires and tubes -----	5013	5003	5093	Scrap and waste materials -----	5093	5003
5015	Motor vehicle parts, used -----	5013	5003	5094	Jewelry, watches, precious stones, and precious metals -----	5094	5003
				5099	Durable goods, n.e.c. -----	5099	5003
<b>DURABLE GOODS</b>				<b>NONDURABLE GOODS</b>			
502	Furniture and homefurnishings:			511	Paper and paper products:		
5021	Furniture -----	5020	5001	5111	Printing and writing paper -----	5110	5102
5023	Homefurnishings -----	5020	5001	5112	Stationery and office supplies -----	5110	5102
				5113	Industrial and personal service paper -----	5110	5102
503	Lumber and other construction materials:			512	Drugs, drug proprietaries, and druggists' sundries:		
5031	Lumber, plywood, millwork, and wood panels -----	5030	5001	5122	Drugs, drug proprietaries, and druggists' sundries -----	5122	5102
5032	Brick, stone, and related construction materials -----	5030	5001				
5033	Roofing, siding, and insulation materials -----	5030	5001	513	Apparel, piece goods, and notions:		
5039	Construction materials, n.e.c. -----	5030	5001	5131	Piece goods, notions, and other dry goods -----	5131	5102
				5136	Men's and boys' clothing and furnishings -----	5136	5102
504	Professional and commercial equipment and supplies:			5137	Women's, children's, and infants' clothing and accessories -----	5136	5102
5043	Photographic equipment and supplies -----	5043	5003	5139	Footwear -----	5136	5102
5044	Office equipment -----	5045	5002				
5045	Computers and computer peripheral equipment and software -----	5045	5002	514	Groceries and related products:		
5046	Commercial equipment, n.e.c. -----	5043	5002	5141	Groceries, general line -----	5141	5101
5047	Medical, dental, and hospital equipment and supplies -----	5047	5002	5142	Packaged frozen foods -----	5142	5101
5048	Ophthalmic goods -----	5047	5002	5143	Dairy products, except dried or canned -----	5143	5101
5049	Professional equipment and supplies, n.e.c. -----	5047	5002	5144	Poultry and poultry products -----	5144	5101
				5145	Confectionery -----	5145	5101
				5146	Fish and seafoods -----	5146	5101
505	Metals and minerals, except petroleum:			5147	Meats and meat products -----	5147	5101
5051	Metals service centers and offices -----	5051	5003	5148	Fresh fruits and vegetables -----	5148	5101
5052	Coal and other minerals and ores -----	5052	5003	5149	Groceries and related products, n.e.c. -----	5141	5101
				515	Farm-product raw materials:		
506	Electrical goods:			5153	Grain and field beans -----	5150	5103
5063	Electrical apparatus and equipment, wiring supplies, and construction materials -----	5060	5001	5154	Livestock -----	5150	5103
				5159	Farm-product raw materials, n.e.c. -----	5150	5103
5064	Electrical appliances, television and radio sets -----	5060	5001				
5065	Electronic parts and equipment, n.e.c. -----	5060	5001	516	Chemicals and allied products:		
				5162	Plastics materials and basic forms and shapes -----	5160	5102
				5169	Chemicals and allied products, n.e.c. -----	5160	5102
507	Hardware, and plumbing and heating equipment and supplies:			517	Petroleum and petroleum products:		
5072	Hardware -----	5070	5001	5171	Petroleum bulk stations and terminals -----	5170	1NA
5074	Plumbing and heating equipment and supplies (hydronics) -----	5070	5001	5172	Petroleum and petroleum products wholesalers, except bulk stations and terminals -----	5170	1NA
5075	Warm air heating and air-conditioning equipment and supplies -----	5070	5001				
5078	Refrigeration equipment and supplies -----	5070	5001	518	Beer, wine, and distilled alcoholic beverages:		
				5181	Beer and ale -----	5180	5103
				5182	Wine and distilled alcoholic beverages -----	5180	5103
508	Machinery, equipment, and supplies:			519	Miscellaneous nondurable goods:		
5082	Construction and mining (except petroleum) machinery and equipment -----	5082	5002	5191	Farm supplies -----	5191	5102
5083	Farm and garden machinery and equipment -----	5083	5002	5192	Books, periodicals, and newspapers -----	5192	5102
5084	Industrial machinery and equipment -----	5084	5002	5193	Flowers, nursery stock, and florists' supplies -----	5192	5102
5085	Industrial supplies -----	5085	5002	5194	Tobacco and tobacco products -----	5194	5102
5087	Service establishment equipment and supplies -----	5087	5002	5198	Paints, varnishes, and supplies -----	5198	5102
5088	Transportation equipment and supplies, except motor vehicles -----	5088	5002	5199	Nondurable goods, n.e.c. -----	5199	5102

<sup>1</sup>Petroleum wholesalers were all sent form CB-5170.

## Appendix D. Metropolitan Areas

(Titles and definitions shown for MSA's, CMSA's, and PMSA's are those established by the Office of Management and Budget, as of June 30, 1993)

### GEORGIA

#### Albany, GA MSA

Dougherty County, GA  
Lee County, GA

#### Athens, GA MSA

Clarke County, GA  
Madison County, GA  
Oconee County, GA

#### Atlanta, GA MSA

Barrow County, GA  
Bartow County, GA  
Carroll County, GA  
Cherokee County, GA  
Clayton County, GA  
Cobb County, GA  
Coweta County, GA  
DeKalb County, GA  
Douglas County, GA  
Fayette County, GA  
Forsyth County, GA  
Fulton County, GA  
Gwinnett County, GA  
Henry County, GA  
Newton County, GA  
Paulding County, GA  
Pickens County, GA  
Rockdale County, GA  
Spalding County, GA  
Walton County, GA

#### Augusta-Aiken, GA-SC MSA

Columbia County, GA  
McDuffie County, GA  
Richmond County, GA  
Aiken County, SC  
Edgefield County, SC

#### Chattanooga, TN-GA MSA

Catoosa County, GA  
Dade County, GA  
Walker County, GA  
Hamilton County, TN  
Marion County, TN

#### Columbus, GA-AL MSA

Russell County, AL  
Chattahoochee County, GA  
Harris County, GA  
Muscogee County, GA

#### Macon, GA MSA

Bibb County, GA  
Houston County, GA  
Jones County, GA  
Peach County, GA  
Twiggs County, GA

#### Savannah, GA MSA

Bryan County, GA  
Chatham County, GA  
Effingham County, GA

# Appendix E.

## Percent of Sales Data Based on Administrative Records and Estimation for the State: 1992

[For meaning of abbreviations and symbols and for more information on reliability of data, see introductory text. For explanation of terms and comparability of 1987 and 1992 censuses, see appendix A]

SIC code	Kind of business	Percent of sales‡ —		SIC code	Kind of business	Percent of sales‡ —	
		From administrative records <sup>1</sup>	Estimated <sup>2</sup>			From administrative records <sup>1</sup>	Estimated <sup>2</sup>
	<b>Wholesale trade</b> -----	<b>2.7</b>	<b>4.6</b>		<b>Wholesale trade —Con.</b>		
<b>50</b>	<b>Durable goods</b> -----	<b>2.6</b>	<b>4.3</b>	<b>50</b>	<b>Durable goods —Con.</b>		
				509	Miscellaneous durable goods -----	8.5	9.6
				5091	Sporting and recreational goods and supplies -----	12.1	4.9
				5092	Toys and hobby goods and supplies -----	1.1	3.6
501	Motor vehicles and motor vehicle parts and supplies -----	.9	1.3	5093	Scrap and waste materials -----	7.2	5.0
5012	Automobiles and other motor vehicles -----	.3	.5	5094	Jewelry, watches, precious stones, and precious metals -----	16.9	18.7
5013	Motor vehicle supplies and new parts -----	2.6	3.3	5099	Durable goods, n.e.c. -----	6.2	13.6
5014	Tires and tubes -----	1.8	4.6				
5015	Motor vehicle parts, used -----	19.0	7.8	<b>51</b>	<b>Nondurable goods</b> -----	<b>2.9</b>	<b>4.9</b>
				511	Paper and paper products -----	1.6	3.1
502	Furniture and homefurnishings -----	3.2	3.7	5111	Printing and writing paper -----	.2	1.3
5021	Furniture -----	3.5	9.0	5112	Stationery and office supplies -----	2.8	3.2
5023	Homefurnishings -----	3.1	2.3	5113	Industrial and personal service paper -----	1.7	4.4
				512	Drugs, drug proprietaries, and druggists' sundries -----	.2	1.5
503	Lumber and other construction materials -----	4.0	5.3	5122	Drugs, drug proprietaries, and druggists' sundries -----	.2	1.5
5031	Lumber, plywood, millwork, and wood panels -----	4.3	3.9	513	Apparel, piece goods, and notions -----	4.0	6.9
5032	Brick, stone, and related construction materials -----	7.2	12.7	5131	Piece goods, notions, and other dry goods -----	2.9	11.7
5033	Roofing, siding, and insulation materials -----	3.0	3.7	5136	Men's and boys' clothing and furnishings -----	2.9	3.6
5039	Construction materials, n.e.c. -----	3.2	6.6	5137	Women's, children's, and infants' clothing and accessories -----	7.5	4.4
				5139	Footwear -----	1.4	13.6
504	Professional and commercial equipment and supplies -----	2.7	6.8	514	Groceries and related products -----	3.2	6.4
5043	Photographic equipment and supplies -----	(D)	(D)	5141	Groceries, general line -----	4.8	7.1
5044	Office equipment -----	1.7	3.8	5142	Packaged frozen foods -----	2.4	5.6
5045	Computers and computer peripheral equipment and software -----	4.3	7.2	5143	Dairy products, except dried or canned -----	.7	5.6
5046	Commercial equipment, n.e.c. -----	5.1	9.2	5144	Poultry and poultry products -----	14.7	5.6
5047	Medical, dental, and hospital equipment and supplies -----	7	8.1	5145	Confectionery -----	1.1	1.9
5048	Ophthalmic goods -----	4.9	5.9	5146	Fish and seafoods -----	9.8	1.2
5049	Professional equipment and supplies, n.e.c. -----	(D)	(D)	5147	Meats and meat products -----	2.3	3.3
				5148	Fresh fruits and vegetables -----	4.2	1.7
505	Metals and minerals, except petroleum -----	2.9	2.4	5149	Groceries and related products, n.e.c. -----	2.6	9.9
5051	Metals service centers and offices -----	(D)	(D)				
5052	Coal and other minerals and ores -----	(D)	(D)	515	Farm-product raw materials -----	2.9	7.0
				5153	Grain and field beans -----	1.9	8.7
506	Electrical goods -----	1.6	4.1	5154	Livestock -----	7.7	19.2
5063	Electrical apparatus and equipment, wiring supplies, and construction materials -----	1.7	7.1	5159	Farm-product raw materials, n.e.c. -----	2.0	2.9
5064	Electrical appliances, television and radio sets -----	.7	1.5				
5065	Electronic parts and equipment, n.e.c. -----	2.0	3.5	516	Chemicals and allied products -----	.8	4.0
				5162	Plastics materials and basic forms and shapes -----	4	3.6
507	Hardware, and plumbing and heating equipment and supplies -----	2.2	5.9	5169	Chemicals and allied products, n.e.c. -----	1.0	4.2
5072	Hardware -----	1.3	6.8				
5074	Plumbing and heating equipment and supplies (hydronics) -----	2.1	3.8	517	Petroleum and petroleum products -----	6.5	4.6
5075	Warm air heating and air-conditioning equipment and supplies -----	1.4	8.5	5171	Petroleum bulk stations and terminals -----	4.4	6.4
5078	Refrigeration equipment and supplies -----	13.5	2.3	5172	Petroleum and petroleum products wholesalers, except bulk stations and terminals -----	9.7	2.0
				518	Beer, wine, and distilled alcoholic beverages -----	2.2	3.0
508	Machinery, equipment, and supplies -----	4.5	7.2	5181	Beer and ale -----	5.4	2.0
5082	Construction and mining (except petroleum) machinery and equipment -----	2.1	6.0	5182	Wine and distilled alcoholic beverages -----	.1	3.7
5083	Farm and garden machinery and equipment -----	7.3	1.9	519	Miscellaneous nondurable goods -----	4.8	7.4
5084	Industrial machinery and equipment -----	4.2	7.4	5191	Farm supplies -----	8.4	4.7
5085	Industrial supplies -----	4.0	10.6	5192	Books, periodicals, and newspapers -----	5.3	10.6
5087	Service establishment equipment and supplies -----	6.3	14.3	5193	Flowers, nursery stock, and florists' supplies -----	4.6	7.8
5088	Transportation equipment and supplies, except motor vehicles -----	1.4	2.2	5194	Tobacco and tobacco products -----	.1	1.6
				5198	Paints, varnishes, and supplies -----	3.2	14.7
				5199	Nondurable goods, n.e.c. -----	5.7	12.7

<sup>1</sup>Includes sales information obtained from administrative records of other Federal agencies.

<sup>2</sup>Includes sales information which was imputed based on historic company ratios or administrative records, or on industry averages.

## Appendix F. Geographic Notes

---

### GEORGIA

**Athens-Clarke County (balance).** See “Athens-Clarke County consolidated city.”

**Athens-Clarke County consolidated city** is coextensive with Clarke County. It contains Winterville city and the portion of Bogart town in Clarke County. Because neither of these incorporated places are populous enough for separate tabulation, “Athens-Clarke County (balance),” which is a place equivalent, refers to the whole consolidated city. The governments of Athens and Clarke County dissolved and consolidated in January 1991.

**Atlanta** is in DeKalb and Fulton Counties.

**Auburn** is in Barrow and Gwinnett Counties; it annexed into Gwinnett County in July 1987.

**Austell** is in Cobb and Douglas Counties.

**Bremen** is in Carroll and Haralson Counties.

**Buford** is in Gwinnett and Hall Counties.

**College Park** is in Clayton and Fulton Counties.

**Columbus city (balance).** See “Columbus consolidated city.”

**Columbus consolidated city** is coextensive with Muscogee County. It includes the town of Bibb City. Because Bibb City is not populous enough for separate tabulation, “Columbus city (balance),” which is a place equivalent, refers to the whole consolidated city.

**Fitzgerald** is in Ben Hill and Irwin Counties.

**Fort Oglethorpe** is in Catoosa and Walker Counties.

**Loganville** is in Gwinnett and Walton Counties.

**Macon** is in Bibb and Jones Counties.

**Manchester** is in Meriwether and Talbot Counties.

**Palmetto** is in Coweta and Fulton Counties.

**Perry** is in Houston and Peach Counties; it annexed into Peach County in December 1986, but this change was not submitted to the Bureau of the Census until April 1989.

**Royston** is in Franklin, Hart, and Madison Counties.

**Social Circle** is in Newton and Walton Counties; it annexed into Newton County in September 1987.

**Vidalia** is in Montgomery and Toombs Counties.

**Villa Rica** is in Carroll and Douglas Counties.

**Waycross** is in Pierce and Ware Counties.

**West Point** is in Harris and Troup Counties.

# Appendix G.

## Establishments in Business Any Time During Year and Establishments in Business at End of Year for the State: 1992 and 1987

[For meaning of abbreviations and symbols, see introductory text. For explanation of terms and comparability of 1987 and 1992 censuses, see appendix A]

SIC code	Kind of business	Establishments in business —			
		Any time during year		At end of year	
		1992	1987	1992	1987
	<b>Wholesale trade</b> .....	<b>14 608</b>	<b>13 678</b>	<b>13 639</b>	<b>12 897</b>
<b>50</b>	<b>Durable goods</b> .....	<b>9 557</b>	<b>8 982</b>	<b>8 916</b>	<b>8 481</b>
501	Motor vehicles and automotive parts and supplies .....	1 393	1 433	1 299	1 337
5012	Automobiles and other motor vehicles .....	232	223	219	200
5013	Motor vehicle supplies and new parts .....	830	898	774	841
5014	Tires and tubes .....	124	136	113	124
5015	Motor vehicle parts, used .....	207	176	193	172
502	Furniture and homefurnishings .....	740	690	686	643
5021	Furniture .....	243	258	221	249
5023	Homefurnishings .....	497	432	465	394
503	Lumber and other construction materials .....	633	650	599	620
5031	Lumber, plywood, millwork, and wood panels .....	282	270	270	263
5032	Brick, stone, and related construction materials .....	150	130	140	126
5033	Roofing, siding, and insulation materials .....	83	76	81	72
5039	Construction materials, n.e.c. ....	118	174	108	159
504	Professional and commercial equipment and supplies .....	1 463	1 375	1 360	1 297
5043	Photographic equipment and supplies .....	47	56	40	55
5044	Office equipment .....	224	333	208	316
5045	Computers and computer peripheral equipment and software .....	591	440	544	415
5046	Commercial equipment, n.e.c. ....	167	185	156	170
5047	Medical, dental, and hospital equipment and supplies .....	296	217	279	203
5048	Ophthalmic goods .....	48	49	48	45
5049	Professional equipment and supplies, n.e.c. ....	90	95	85	93
505	Metals and minerals, except petroleum .....	298	277	278	264
5051	Metals service centers and offices .....	284	271	264	260
5052	Coal and other minerals and ores .....	14	6	14	4
506	Electrical goods .....	1 109	967	1 038	916
5063	Electrical apparatus and equipment, wiring supplies, and construction materials .....	553	501	517	480
5064	Electrical appliances, television and radio sets .....	110	113	98	109
5065	Electronic parts and equipment, n.e.c. ....	446	353	423	327
507	Hardware, and plumbing and heating equipment and supplies .....	722	632	685	609
5072	Hardware .....	229	206	219	198
5074	Plumbing and heating equipment and supplies (hydronics) .....	245	223	226	210
5075	Warm air heating and air-conditioning equipment and supplies .....	205	166	197	165
5078	Refrigeration equipment and supplies .....	43	37	43	36
508	Machinery, equipment, and supplies .....	2 252	2 088	2 097	1 980
5082	Construction and mining (except petroleum) machinery and equipment .....	171	180	157	173
5083	Farm and garden machinery and equipment .....	297	315	278	294
5084	Industrial machinery and equipment .....	927	797	866	762
5085	Industrial supplies .....	533	458	502	437
5087	Service establishment equipment and supplies .....	245	283	220	264
5088	Transportation equipment and supplies, except motor vehicles .....	79	55	74	50
509	Miscellaneous durable goods .....	947	870	874	815
5091	Sporting and recreational goods and supplies .....	145	127	135	120
5092	Toys and hobby goods and supplies .....	48	51	44	50
5093	Scrap and waste materials .....	259	227	241	213
5094	Jewelry, watches, precious stones, and precious metals .....	167	130	161	117
5099	Durable goods, n.e.c. ....	328	335	293	315
<b>51</b>	<b>Nondurable goods</b> .....	<b>5 051</b>	<b>4 696</b>	<b>4 723</b>	<b>4 416</b>
511	Paper and paper products .....	629	526	594	503
5111	Printing and writing paper .....	81	55	78	55
5112	Stationery and office supplies .....	383	325	364	306
5113	Industrial and personal service paper .....	165	146	152	142
512	Drugs, drug proprietaries, and druggists sundries .....	142	143	131	135
5122	Drugs, drug proprietaries, and druggists sundries .....	142	143	131	135
513	Apparel, piece goods, and notions .....	490	384	457	357
5131	Piece goods, notions, and other dry goods .....	155	146	146	134
5136	Men's and boys' clothing and furnishings .....	130	76	124	73
5137	Women's, children's, and infants' clothing and accessories .....	178	134	161	125
5139	Footwear .....	27	28	26	25



SIC code	Kind of business	Establishments in business —			
		Any time during year		At end of year	
		1992	1987	1992	1987
<b>51</b>	<b>Nondurable goods — Con.</b>				
514	Groceries and related products .....	956	966	875	898
5141	Groceries, general line .....	93	101	84	96
5142	Packaged frozen foods .....	109	88	101	83
5143	Dairy products, except dried or canned .....	70	79	63	72
5144	Poultry and poultry products .....	58	57	52	50
5145	Confectionery .....	83	83	75	81
5146	Fish and seafoods .....	47	43	46	41
5147	Meats and meat products .....	84	86	74	76
5148	Fresh fruits and vegetables .....	129	127	124	119
5149	Groceries and related products, n.e.c. ....	283	302	256	280
515	Farm-product raw materials .....	218	232	206	221
5153	Grain and field beans .....	65	79	62	75
5154	Livestock .....	49	55	46	53
5159	Farm-product raw materials, n.e.c. ....	104	98	98	93
516	Chemicals and allied products .....	552	436	525	416
5162	Plastics materials and basic forms and shapes .....	136	86	129	83
5169	Chemicals and allied products, n.e.c. ....	416	350	396	333
517	Petroleum and petroleum products .....	480	509	454	487
5171	Petroleum bulk stations and terminals .....	365	365	346	357
5172	Petroleum and petroleum products wholesalers, except bulk stations and terminals .....	115	144	108	130
518	Beer, wine, and distilled alcoholic beverages .....	100	114	98	111
5181	Beer and ale .....	53	56	52	55
5182	Wine and distilled alcoholic beverages .....	47	58	46	56
519	Miscellaneous nondurable goods .....	1 484	1 386	1 383	1 288
5191	Farm supplies .....	510	593	467	547
5192	Books, periodicals, and newspapers .....	106	116	97	110
5193	Flowers, nursery stock, and florists' supplies .....	135	103	128	97
5194	Tobacco and tobacco products .....	46	53	46	51
5198	Paints, varnishes and supplies .....	156	147	145	136
5199	Nondurable goods, n.e.c. ....	531	374	500	347

# Publication Program

## 1992 CENSUS OF WHOLESALE TRADE

Publications of the 1992 Census of Wholesale Trade, containing data on wholesale trade establishments with payroll in the United States, are described below. Publications order forms for specific reports may be obtained from any Department of Commerce district office or from Data User Services Division, Customer Services, Bureau of the Census, Washington, DC 20233-8300. The first results were issued in press releases. Final detailed statistics are issued in separate paperbound reports and compact disc-read only memory (CD-ROM).

### Final Reports

#### Geographic area series—52 reports (WC92-A-1 to -52)

A separate paperbound report containing data for establishments with payroll is published for each State, the District of Columbia, and the United States. Each report presents general statistics for establishments with payroll, on number of establishments, sales, payroll, employment, operating expenses, and inventories. At the State level, data also are presented separately for the following types of wholesale operations: merchant wholesalers; manufacturers' sales branches and offices; and agents, brokers, and commission merchants. Less type-of-operation detail is shown below the State level. For States, MA's, and counties and places with 200 wholesale establishments or more, statistics are presented by kind of business. Greater kind-of-business detail is shown for larger areas. In addition, data are shown for all places with 2,500 inhabitants or more and all counties (with no kind-of-business detail). For each State, the District of Columbia, and the United States, 1992 data are provided on sales and employees per establishment, sales and payroll per employee, payroll as a percent of operating expenses, and operating expenses and end-of-year inventories as percentages of sales. Comparative statistics showing percent changes in sales and payroll between 1987 and 1992 also are shown by kind of business.

#### Subject series—4 reports (WC92-S-1 to -4)

The *Establishment and Firm Size* report (WC92-S-1) presents data for establishments with payroll, based on size of establishment, size of company or firm, and legal form of organization. Establishment statistics are presented by sales size and by employment size; statistics for firms by sales size (including concentration by largest firms), by employment size, and by number of establishments operated (single units and multiunits). Statistics are presented by kind of business on the number of establishments, sales, payroll, and employment for the United States.

The *Measures of Value Produced, Capital Expenditures, Depreciable Assets, and Operating Expenses* report (WC92-S-2) presents data on measures of value produced, capital expenditures, depreciable assets, and operating expenses for firms with payroll

for the United States by major kinds of business. Measures of value produced include gross margin, value added, and net income produced at market prices and factor costs. Operating expenses include annual payroll, supplemental labor costs, purchased services, etc. Sales, purchases, and beginning and ending inventories data also are provided.

The *Commodity Line Sales* report (WC92-S-3) presents data on major categories of commodities sold by wholesale kinds of business for the United States. Data for 15 selected MA's and 15 selected States will be available on electronic media only. Tables present data for each kind of business and show, for each commodity line, the number of establishments handling the line and their sales of the line; the percentage of total sales of the kind of business accounted for by each of the lines carried; and, for establishments actually handling a specific line, the percentage of total sales represented by sales of that line. Summary statistics also are provided for the broad commodity line categories, including counts of establishments and the amount and percentage of the line sold by various kinds of wholesale businesses.

The *Miscellaneous Subjects* report (WC92-S-4) contains data by kind of business on employment by principal activity; sales by class of customer; inventory valuation methods; commissions and gross selling value of business conducted for others by agents and brokers; gross margins, gross profits, and their components; and on petroleum bulk stations and terminals. Data are presented for the United States as a whole; for petroleum bulk stations and terminals, States, and counties.

### Electronic Media

All data included in the printed reports are available on CD-ROM. The CD-ROM's provide the same information found in the final reports as well as additional information not published in the final reports, such as commodity line sales data for States (WC92-S-3). Electronic media products are available for users who wish to summarize, rearrange, or process large amounts of data. These products, with corresponding technical documentation, are sold by Data User Services Division, Customer Services, Bureau of the Census, Washington, DC 20233-8300.

## OTHER ECONOMIC CENSUS REPORTS

Data on retail trade, service industries, transportation, communications, utilities, financial, insurance, real estate, construction industries, manufactures, mineral industries, enterprise statistics, minority-owned business enterprises, and women-owned businesses also are available from the 1992 Economic Census. A separate series of reports covers the census of outlying areas: Puerto Rico, Virgin Islands of the United States, Guam, and the Northern Marianas. Separate announcements describing these reports are available free of charge from Data User Services Division, Customer Services, Bureau of the Census, Washington, DC 20233-8300.