


1992

Census of Wholesale Trade

WC92-A-10

GEOGRAPHIC AREA SERIES

Florida



1992 Census of Wholesale Trade

WC92-A-10

GEOGRAPHIC AREA SERIES

Florida

+



+



U.S. Department of Commerce
Ronald H. Brown, Secretary
David J. Barram, Deputy Secretary

Economics and Statistics Administration
Everett M. Ehrlich, Under Secretary
for Economic Affairs

BUREAU OF THE CENSUS
Martha Farnsworth Riche, Director

Acknowledgments

Many persons participated in the various activities of the 1992 Census of Wholesale Trade. The overall planning and review of the census operations were performed by the Economic Census Staff of the Economic Planning and Coordination Division.

This report was prepared in the Services Division. **Bobby E. Russell**, Assistant Chief for Census Programs, was responsible for the overall planning, management, and coordination of the census of wholesale trade. Planning and implementation were under the direction of **John R. Trimble**, Chief, Wholesale Census Branch, with primary staff assistance by **Steven L. Barron**, **John L. Vignali**, **Gary E. Swenson**, **Scott P. Handmaker**, **Daniel C. Collier**, **Barbara A. Collier**, **Cary L. Fletcher**, **Dennis R. Johnson**, and **Karen K. Sigmon**.

Systems and procedures for mailout, receipt, correspondence, data input, industry classification, other clerical processing, administrative record processing, quality control, and the associated electronic computer programs, were developed in the Economic Planning and Coordination Division.

Mailout preparation and receipt operations, clerical and analytical review activities, data keying, and geocoding review were performed by the staff of the Data Preparation Division, **Judith N. Petty**, Chief.

Geographic coding procedures and associated computer programs were developed by the staff of the Geography Division.

The computer processing systems were developed and coordinated in the Economic Statistical Methods and Programming Division, **Charles P. Pautler, Jr.**, Chief. **H. Ray Dennis**, Assistant Chief for Business Programs, was responsible for the design and implementation of the computer systems. The computer programs were prepared under the supervision of **Steven G. McCraith**, Chief, Utilities and Financial Census Branch, and **William C. Wester**, Chief, Business Census Branch, assisted by **Dennis P. Kelly**, **Barbara L. Lambert**, **Josephine S. McLaughlin**, **William D. McClain**, **David Wang**, and **David L. Sipes**.

Computer processing was performed in the Computer Services Division, **Marvin D. Raines**, Chief.

The staff of the Administrative and Publications Services Division, **Walter C. Odom**, Chief, performed planning, design, composition, editorial review, and printing planning and procurement for publications and report forms. **Gladys Rea** provided publication coordination and editing.

Special acknowledgment is also due the many businesses whose cooperation has contributed to the publication of these data.

If you have any questions concerning the statistics in this report, call 301-457-2725.



**Economics and Statistics
Administration**

Everett M. Ehrlich, Under Secretary
for Economic Affairs



BUREAU OF THE CENSUS

Martha Farnsworth Riche, Director
Harry A. Scarr, Deputy Director

Paula J. Schneider, Principal Associate
Director for Programs

Thomas L. Mesenbourg, Acting Associate
Director for Economic Programs

Thomas L. Mesenbourg, Assistant Director
for Economic Programs

**ECONOMIC PLANNING AND COORDINATION
DIVISION**

John P. Govoni, Chief

SERVICES DIVISION

Carole A. Ambler, Chief

Introduction to the Economic Census

PURPOSES AND USES OF THE ECONOMIC CENSUS

The economic census is the major source of facts about the structure and functioning of the Nation's economy. It provides essential information for government, business, industry, and the general public.

The economic census furnishes an important part of the framework for such composite measures as the gross domestic product, input/output measures, production and price indexes, and other statistical series that measure short-term changes in economic conditions.

Policymaking agencies of the Federal Government use the data, especially in monitoring economic activity and providing assistance to business.

State and local governments use the data to assess business activities and tax bases within their jurisdictions and to develop programs to attract business.

Trade associations study trends in their own and competing industries and keep their members informed of market changes.

Individual businesses use the data to locate potential markets and to analyze their own production and sales performance relative to industry or area averages.

AUTHORITY AND SCOPE

Title 13 of the United States Code (sections 131, 191, and 224) directs the Census Bureau to take the economic census every 5 years, covering years ending in 2 and 7. The 1992 Economic Census consists of the following eight censuses:

- Census of Retail Trade
- Census of Wholesale Trade
- Census of Service Industries
- Census of Financial, Insurance, and Real Estate Industries
- Census of Transportation, Communications, and Utilities
- Census of Manufactures
- Census of Mineral Industries
- Census of Construction Industries

Special programs also cover enterprise statistics and minority-owned and women-owned businesses. (The 1992 Census of Agriculture and 1992 Census of Governments are conducted separately.) The next economic census is scheduled to be taken in 1998 covering the year 1997.

AVAILABILITY OF THE DATA

The results of the economic census are available in printed reports for sale by the U.S. Government Printing Office and on compact discs for sale by the Census Bureau. Order forms for all types of products are available on request from Customer Services, Bureau of the Census, Washington, DC 20233-8300. A more complete description of publications being issued from this census is on the inside back cover of this document.

Census facts are also widely disseminated by trade associations, business journals, and newspapers. Volumes containing census statistics are available in most major public and college libraries. Finally, State data centers in every State as well as business and industry data centers in many States also supply economic census statistics.

WHAT'S NEW IN 1992

The 1992 Economic Census covers more of the economy than any previous census. New for 1992 are data on communications, utilities, finance, insurance, and real estate, as well as coverage of more transportation industries. The economic, agriculture, and governments censuses now collectively cover nearly 98 percent of all economic activity.

Among other changes, new 1992 definitions affect the boundaries of about a third of all metropolitan areas. Also, the Survey of Women-Owned Businesses has now been expanded to include all corporations.

HISTORICAL INFORMATION

The economic census has been taken as an integrated program at 5-year intervals since 1967 and before that for 1963, 1958, and 1954. Prior to that time, the individual subcomponents of the economic census were taken separately at varying intervals.

The economic census traces its beginnings to the 1810 Decennial Census, when questions on manufacturing were included with those for population. Coverage of economic activities was expanded for 1840 and subsequent censuses to include mining and some commercial activities. In 1902, Congress established a permanent Census Bureau and directed that a census of manufactures be taken every 5 years. The 1905 Manufactures Census was the first time a census was taken apart from the regular every-10-year population census.

The first census of business was taken in 1930, covering 1929. Initially it covered retail and wholesale trade and construction industries, but it was broadened in 1933 to include some of the service trades.

The 1954 Economic Census was the first census to be fully integrated—providing comparable census data across economic sectors, using consistent time periods, concepts, definitions, classifications, and reporting units. It was the first census to be taken by mail, using lists of firms provided by the administrative records of other Federal agencies. Since 1963, administrative records also have been used to provide basic statistics for very small firms, reducing or eliminating the need to send them census questionnaires. The Enterprise Statistics Program, which publishes combined data from the economic census, was made possible with the implementation of the integrated census program in 1954.

The range of industries covered in the economic censuses has continued to expand. The census of construction industries began on a regular basis in 1967, and the scope of service industries was broadened in 1967, 1977, and 1987. The census of transportation began in 1963 as a set of surveys covering travel, transportation of commodities, and trucks, but expanded in 1987 to cover business establishments in several transportation industries. For 1992, these statistics are incorporated into a broadened census of transportation, communications, and utilities. Also new for 1992 is the census of financial, insurance, and real estate industries. This is part of a gradual expansion in coverage of industries previously subjected to government regulation.

The Survey of Minority-Owned Business Enterprises was first conducted as a special project in 1969 and was incorporated into the economic census in 1972 along with the Survey of Women-Owned Businesses.

An economic census has also been taken in Puerto Rico since 1909, in the Virgin Islands of the United States and Guam since 1958, and in the Commonwealth of the Northern Mariana Islands since 1982.

Statistical reports from the 1987 and earlier censuses provide historical figures for the study of long-term time series and are available in some large libraries. All of the census data published since 1967 are still available for sale on microfiche from the Census Bureau.

AVAILABILITY OF MORE FREQUENT ECONOMIC DATA

While the census provides complete enumerations every 5 years, there are many needs for more frequent data as well. The Census Bureau conducts a number of monthly, quarterly, and annual surveys, with the results appearing in publication series such as Current Business Reports (retail and wholesale trade and service industries), the Annual Survey of Manufactures, Current Industrial Reports, and the Quarterly Financial Report. Most of these surveys, while providing more frequent observations, yield less kind-of-business and geographic detail than the census. The County Business Patterns program offers annual statistics on the number of establishments, employment, and payroll classified by industry within each county.

SOURCES FOR MORE INFORMATION

More information about the scope, coverage, classification system, data items, and publications for each of the economic censuses and related surveys is published in the *Guide to the 1992 Economic Census and Related Statistics*. More information on the methodology, procedures, and history of the census will be published in the *History of the 1992 Economic Census*. Contact Customer Services for information on availability.

Census of Wholesale Trade

GENERAL

The 1992 Census of Wholesale Trade, part of the 1992 Economic Census, covered wholesale trade as defined in the *Standard Industrial Classification Manual: 1987*¹ (SIC). It included all establishments with one or more paid employees primarily engaged in selling merchandise to retailers; other wholesalers; or industrial, commercial, institutional, farm, or professional users. Companies selling products to which they have title, as well as those acting as agents or brokers in buying or selling merchandise to others, are included. The census excluded governmental organizations classified in the covered industries except for wholesale liquor establishments operated by State and local governments.

The basic tabulations in this report do not include data for establishments which are "auxiliary" (primary function is providing a service, such as warehouses) to other establishments within the same organization. Data for auxiliaries are presented in a subsequent report issued as part of the 1992 Enterprise Statistics reports.

Wholesale firms without employees are excluded from the census. In the census of retail trade, the sales of firms with no paid employees are derived from administrative records of other Federal agencies rather than from a direct canvass. These sources proved impractical for wholesale firms without paid employees. In the census of wholesale trade, the sales value is the gross volume of business conducted. Firms which operated wholly or partly on a commission basis must provide both the gross volume of business conducted and commission receipts on census forms. Agents and brokers do not report to other Federal agencies the gross selling value of goods. Moreover, administrative records make no distinction between commission receipts and sales of products by wholesalers.

Appendix A gives a more detailed explanation of census coverage and methodology.

CENSUS DISCLOSURE RULES

In accordance with Federal law governing census reports, no data are published that would disclose the operations of an individual establishment or business. However, the number of establishments in a kind-of-business

classification is not considered a disclosure, therefore, this information may be released even though other information is withheld.

GEOGRAPHIC AREAS COVERED

This report series presents data for the following areas:

1. The United States as a whole.
2. Each State and the District of Columbia
3. Each consolidated metropolitan statistical area (CMSA) and primary metropolitan statistical area (PMSA) defined by the Office of Management and Budget (OMB) as of June 30, 1993. A CMSA is an area used to facilitate the presentation and analysis of data for large concentrations of metropolitan populations. It includes two or more contiguous PMSA's which have a population of at least 1,000,000² and which meet specific criteria of urban character and of social and economic integration.
4. Each metropolitan statistical area (MSA) defined by the OMB as of June 30, 1993. An MSA is an integrated economic and social unit with a population nucleus of at least 50,000 inhabitants.² Each MSA consists of one or more counties meeting standards of metropolitan character; in New England, cities and towns rather than counties are the component geographic units.
5. The area within the State outside metropolitan areas (MA's).
6. Each county or county equivalent.³ Counties are the primary divisions of States, except in Louisiana where they are called parishes and in Alaska where they are called boroughs and census areas. Maryland, Missouri, Nevada, and Virginia have one place or more that is independent of any county organization and constitutes primary divisions of their States. These places are treated as counties and as places.
7. Each consolidated city.³ Consolidated cities are consolidated governments which consists of separately incorporated municipalities.
8. Each municipality of 2,500 inhabitants or more incorporated as a city, borough, village, or town.^{2 3}

¹*Standard Industrial Classification Manual: 1987*. For sale by Superintendent of Documents, U.S. Government Printing Office, Washington, DC 20402. Stock No. 041-001-00314-2.

²According to 1990 Census of Population or subsequent special census.

³Those defined as of January 1, 1992.

For the economic census, boroughs and census areas in Alaska, and boroughs in New York, are not included in this category.

9. Special economic urban areas (SEUA's), which include townships in Michigan, New Jersey, and Pennsylvania and towns in New York, Wisconsin, and the six New England States with 10,000 inhabitants or more.⁴

DOLLAR VALUES

All dollar values presented in this report are expressed in current dollars, i.e., 1992 data are expressed in 1992 dollars and 1987 data in 1987 dollars. Consequently, when making comparisons to prior years, users of the data should consider the inflation that has occurred

RELIABILITY OF DATA

All data compiled in this report originated from either census questionnaires or administrative records of other Federal agencies and, therefore, are not subject to sampling errors. However, the data are subject to nonsampling errors. Nonsampling errors can be attributed to many sources: inability to identify all cases in the actual universe; definition and classification difficulties; differences in the interpretation of questions; errors in recording or coding the data obtained; and other errors of collection, response, coverage, and estimation for missing or misreported data.

The accuracy of these tabulated data is determined by the joint effects of the various nonsampling errors. No direct measurement of these effects has been obtained except for estimation for missing or misreported data; however, precautionary steps were taken in all phases of the collection, processing, and tabulation of the data in an effort to minimize the effects of nonsampling errors.

The Census Bureau obtains on computer tape limited information extracted from administrative records of other Federal agencies. This information is used in conjunction with other information available to the Census Bureau to develop estimates for nonemployers, small employers, and other establishments for which responses were not received in time for publication. For an indication of the extent that data included in these reports were obtained from the administrative records of other Federal agencies and from estimation, rather than reports directly from respondents, see appendix E. Also, see appendix A for a more detailed explanation of census coverage and methodology.

SPECIAL TABULATIONS

Special tabulations of data collected in the 1992 Census of Wholesale Trade may be obtained, depending on availability of time and personnel, on diskette, computer tape,

⁴According to 1990 Census of Population or subsequent special census.

or in tabular form. The data will be in summary form and subject to the same rules prohibiting disclosure of confidential information (including name, address, kind of business, or other data for individual business establishments or companies) as are the regular publications.

Special tabulations are prepared on a cost basis. A request for a cost estimate, as well as exact specifications on the type and format of the data to be provided, should be directed to the Chief, Services Division, Bureau of the Census, Washington, DC 20233.

To discuss a special tabulation before submitting specifications, call 1-800-541-8345.

ABBREVIATIONS AND SYMBOLS

The following abbreviations and symbols are used in this publication:

–	Represents zero.
(D)	Withheld to avoid disclosing data for individual companies; data are included in broader kind-of-business totals.
(IC)	Independent city.
(NA)	Not available.
(NC)	Not comparable.
(X)	Not applicable.
CMSA	Consolidated metropolitan statistical area.
MA	Metropolitan area.
MSA	Metropolitan statistical area.
n.e.c.	Not elsewhere classified.
PMSA	Primary metropolitan statistical area.
pt.	Part.
r	Revised.
SEUA	Standard economic urban area.
SIC	Standard Industrial Classification.

The following symbols are used in this publication to show employment size ranges for employment data that has been withheld to avoid disclosing data for individual companies (employment size range codes are provided for the first time in the 1992 Economic Census):

Symbol	Employment size
AA	0—19
BB	20—99
CC	100—249
EE	250—499
FF	500—999
GG	1,000—2,499
HH	2,500—4,999
II	5,000—9,999
JJ	10,000—24,999
KK	25,000—49,999
LL	50,000—99,999
MM	100,000 or more

Users' Guide for Locating Statistics in This Report by Table Number

Information shown in tables	Table									
	1	2	3	4	5	6	7	8	9	10
GEOGRAPHIC AREAS										
The State	X	X	X						X	X
Metropolitan Areas (MA's) in the State.....							X			
Area of the State not in any MA								X		
Counties in the State				X						X
Places in the State				² X	¹ X	¹ X			² X	
DATA ITEMS³										
Establishments.....	X		X	⁴ X	⁴ X	⁴ X	⁴ X	⁴ X		
Sales	X		X	⁴ X	⁴ X	⁴ X	⁴ X	⁴ X	X	X
Annual payroll	X		X	⁴ X	⁴ X	⁴ X	⁴ X	⁴ X		
First-quarter payroll.....	X									
Paid employees for pay period including March 12, 1992	X		X	⁵ X	⁵ X	⁵ X	⁵ X	⁵ X		
Inventories	X									
Operating expenses	X									
Sales per establishment.....		X								
Sales per employee		X								
Annual payroll per employee.....		X								
Annual payroll as a percent of operating expenses.....		X								
Employees per establishment.....		X								
Operating expenses as a percent of sales		X								
End-of-year inventories as a percent of sales....		X								
1987 to 1992 comparative statistics (sales, payroll, etc.).....			X							
Counties ranked by volume of sales										X
Places ranked by volume of sales.....									² X	

¹Includes areas with 200 wholesale establishments or more.

²Includes places with 2,500 inhabitants or more, according to the 1990 Census of Population.

³See Explanation of Terms, appendix A.

⁴Manufacturers' sales branches and offices, and agents, brokers, and commission merchants are combined and displayed as "other types of operation."

⁵Presented for total and merchant wholesalers only.

Users' Guide for Locating Statistics in the 1992 Census of Wholesale Trade Reports

Report and geographic area	Information shown in reports by kind of business or industry category										
	Number of establishments	Sales (\$1,000)	Payroll (\$1,000)	Number of employees	Inventories (\$1,000)	Operating expenses (\$1,000)	Commodity line sales (\$1,000)	Sales size and employment size ¹	Legal form of organization	Petroleum bulk stations and terminals	Selected topics
GEOGRAPHIC AREA SERIES											
United States	X	X	X	X	X	X	X				
State	X	X	X	X	X	X	X				
MA	X	X	X	X	X						
County	X	X	X	X	X						
Place	X	X	X	X	X						
ESTABLISHMENT AND FIRM SIZE (INCLUDING LEGAL FORM OF ORGANIZATION)											
United States	X	X	² X	² X	² X	² X		X	X		
MEASURES OF VALUE PRODUCED, CAPITAL EXPENDITURES, DEPRECIABLE ASSETS, AND OPERATING EXPENSES											
United States ²		X	X		X	X			X		³ X
COMMODITY LINE SALES											
United States	X	X					X				
State ⁴	X	X					X				
MA ⁴	X	X					X				
MISCELLANEOUS SUBJECTS											
United States	X	X	X	X	X	X				X	⁵ X
State					X	X				X	
County					X	X				X	

¹Establishments and firms.

²Merchant wholesalers only.

³Value produced, capital expenditures, depreciable assets, and selected operating expenses detail.

⁴Available on CD ROM only.

⁵Class of customer; employment by principal activity; detailed type of operation; inventory detail; commissions of agents and brokers; and gross margins, gross profits, and their components of merchant wholesalers.

Contents

Florida

[Page numbers listed here omit the prefix that appears as part of the number of each page]

	Page
Introduction to the Economic Census	III
Census of Wholesale Trade	V
Users' Guide for Locating Statistics in This Report by Table Number	VII
Users' Guide for Locating Statistics in the 1992 Census of Wholesale Trade Reports ...	VIII
Summary of Findings	2

FIGURES

1. Percent of Wholesale Sales by Type of Operation: 1992 and 1987	3
2. Wholesale Sales by Industry Group: 1992 and 1987	4
3. Wholesale Employment by Industry Group: 1992 and 1987	5
Maps	6

TABLES

1. Summary Statistics for the State: 1992	9
2. Selected Ratios for the State: 1992	18
3. Comparative Statistics for the State: 1992 and 1987	22
4. Summary Statistics for Counties and for Places With 2,500 Inhabitants or More: 1992	25
5. Summary Statistics for Places With 200 Establishments or More: 1992	30
6. Summary Statistics for Counties With 200 Establishments or More: 1992	44
7. Summary Statistics for Metropolitan Areas: 1992	57
8. Summary Statistics for the Area Outside Metropolitan Areas: 1992	79
9. Places With 2,500 Inhabitants or More Ranked by Volume of Sales: 1992	80
10. Counties Ranked by Volume of Sales: 1992	82

APPENDIXES

A. General Explanation	A-1
B. Sample Report Form and Instructions	B-1
C. Kind-of-Business Titles and Reporting-Form Numbers	C-1
D. Metropolitan Areas	D-1
E. Percent of Sales Data Based on Administrative Records and Estimation for the State: 1992	E-1
F. Geographic Notes	F-1
G. Establishments in Business Any Time During Year and Establishments in Business at End of Year for the State: 1992 and 1987	G-1

Publication Program Inside back cover

Summary of Findings

Florida had 30,137 wholesale establishments in 1992 with \$132.6 billion in sales. This represents a 17.6 percent increase in wholesale establishments and a 36.2 percent increase in sales over 1987 according to the 1992 Census of Wholesale Trade conducted by the Bureau of the Census, U.S. Department of Commerce.

Merchant wholesalers accounted for 85.3 percent or 25,695 of the total establishments and 61.7 percent or \$81.8 billion of the total sales in 1992 compared with 85.2 percent of the establishments and 61.2 percent of the sales in 1987. Manufacturers' sales branches and offices with 1,707 establishments and \$33.4 billion in sales and agents, brokers, and commission merchants with 2,735 establishments and \$17.3 billion in sales made up the rest of the wholesale trade total in 1992.

Automobiles and other motor vehicles wholesalers were the largest group of wholesalers by kind of business in terms of sales with \$16.9 billion followed by groceries and related products, n.e.c., wholesalers with \$7.5 billion and petroleum bulk stations and terminals with \$6.7 billion. Out of 69 kind of business groups, these three accounted for 23.4 percent of the total sales in the State.

Annual payroll for all wholesalers in the State was up from \$5.6 billion in 1987 to \$7.5 billion in 1992. Merchant wholesalers had annual payroll of \$5.8 billion in 1992 while manufacturers' sales branches and offices recorded \$1.2 billion and agents, brokers, and commission merchants had \$447.1 million.

Employment by all wholesalers in Florida as of mid-March 1992 was 280,916, an increase of 7.3 percent since 1987. Merchant wholesalers with 232,015 employees accounted for 82.6 percent of the total wholesale employment in 1992 compared with 84.0 percent in 1987.

Inventories of \$8.7 billion were held at wholesale establishments in the State at the end of 1992. Merchant wholesalers held 87.5 percent of these inventories while manufacturers' sales branches and sales offices held 12.0 percent and agent, brokers, and commission merchants held .5 percent. Inventories of all wholesalers increased during 1992 by 3.9 percent while those of merchant wholesalers increased 4.8 percent.

Payroll per employee in the State averaged \$26.6 thousand for all wholesalers in 1992, an increase of 25.6 percent since 1987. Merchant wholesalers averaged \$25.1 thousand per employee while manufacturers' sales branches and offices was \$37.0 thousand and agents, brokers, and commission merchants were \$28.2 thousand in 1992.

Annual payroll as a percent of operating expenses for all wholesalers increased from 47.7 percent in 1987 to 47.8 percent in 1992. The ratio for merchant wholesalers was 47.1 percent; for manufacturers' sales branches and offices it was 50.6 percent; and for agents, brokers and commission merchants it was 50.2 percent.

Figure 1. Percent of Wholesale Sales by Type of Operation: 1992 and 1987

(Percents may not add to 100 because of rounding. For meaning of abbreviations and symbols, see introductory text)

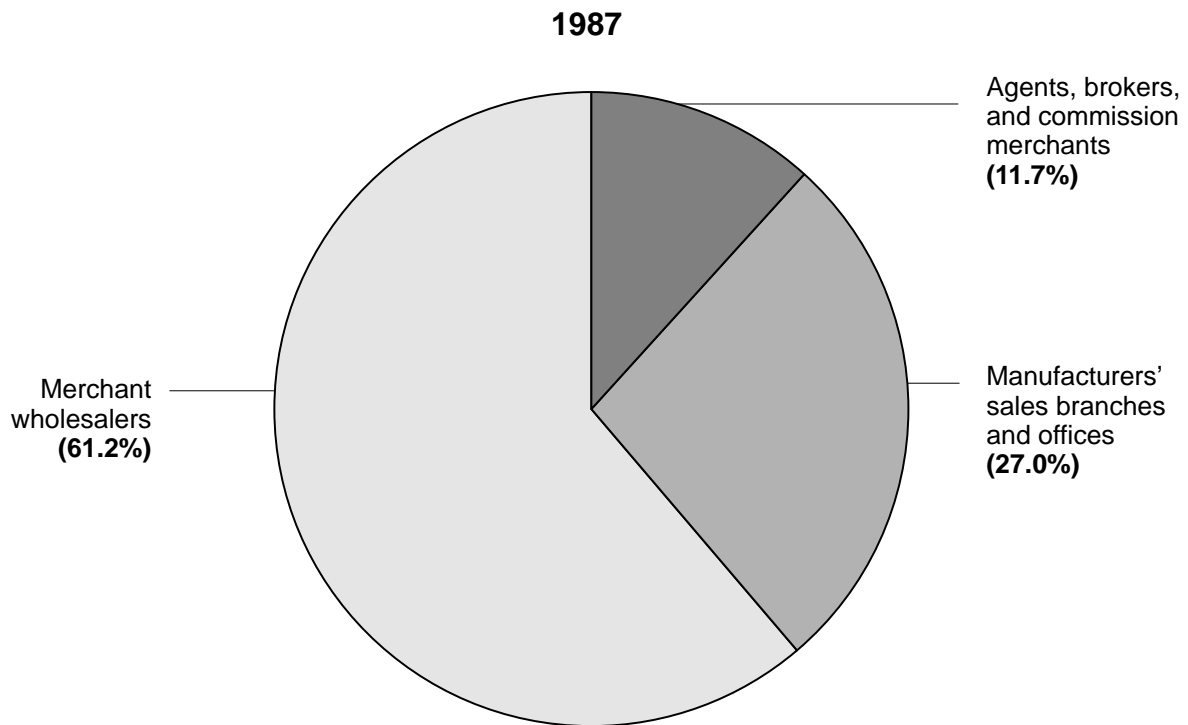
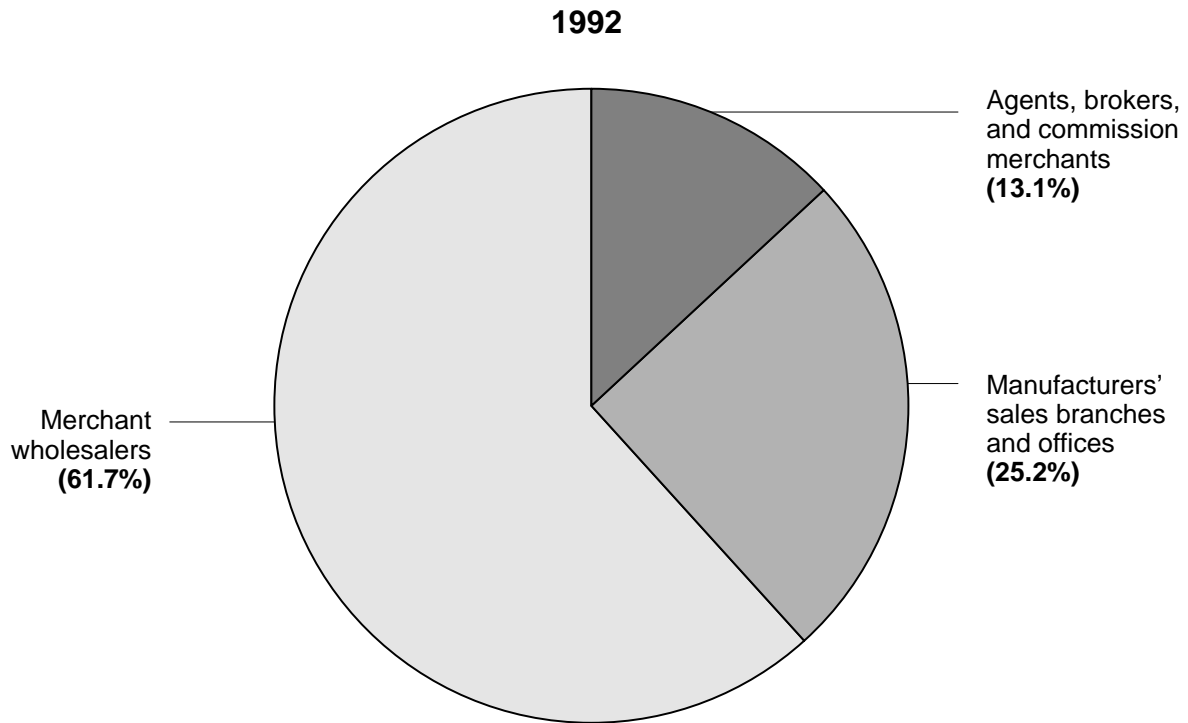




Figure 2. **Wholesale Sales by Industry Group: 1992 and 1987**

(Millions of dollars. For meaning of abbreviations and symbols, see introductory text)

1992 
1987 

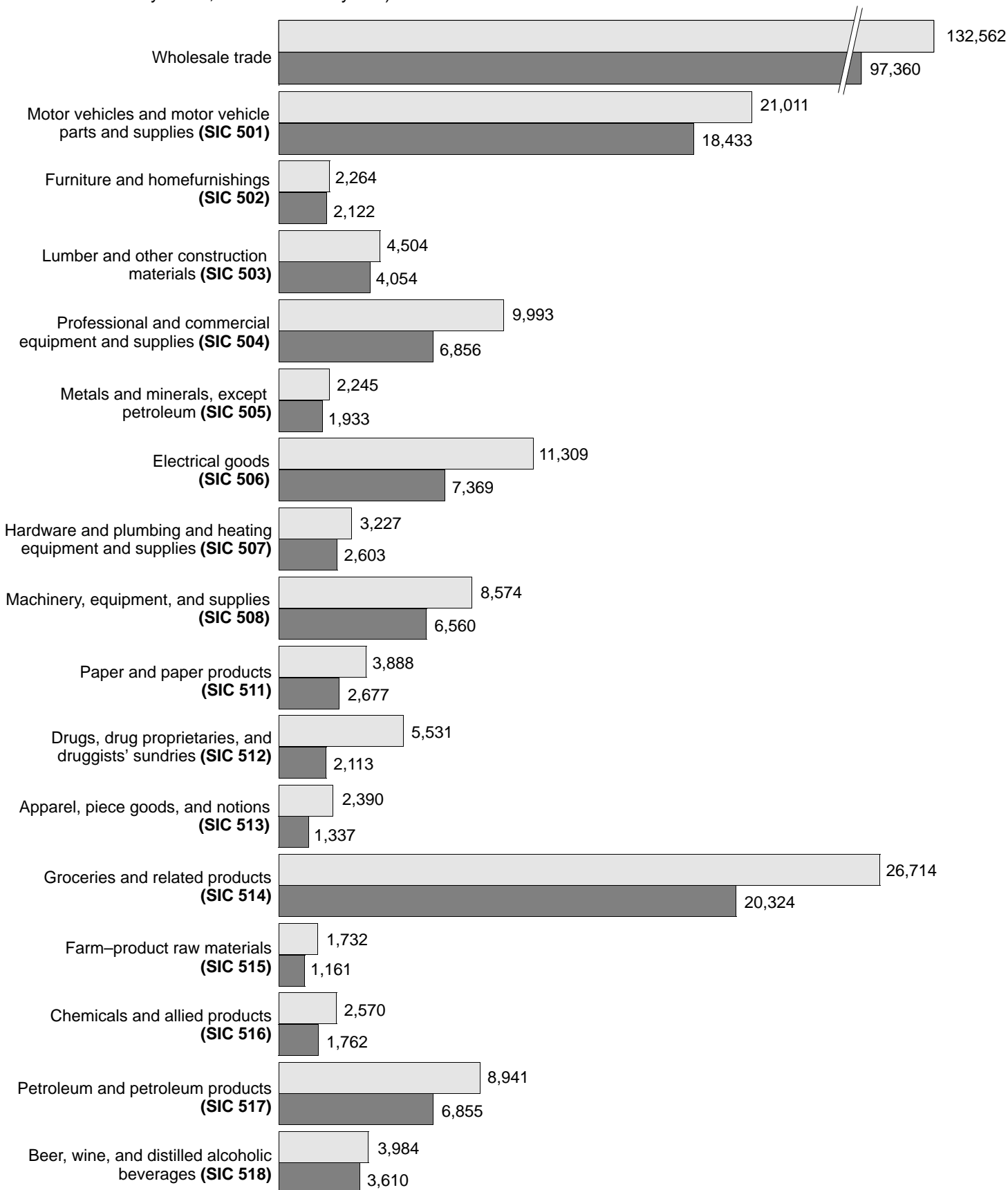




Figure 3. **Wholesale Employment by Industry Group: 1992 and 1987**
 (Number. For meaning of abbreviations and symbols, see introductory text)

1992 
 1987 

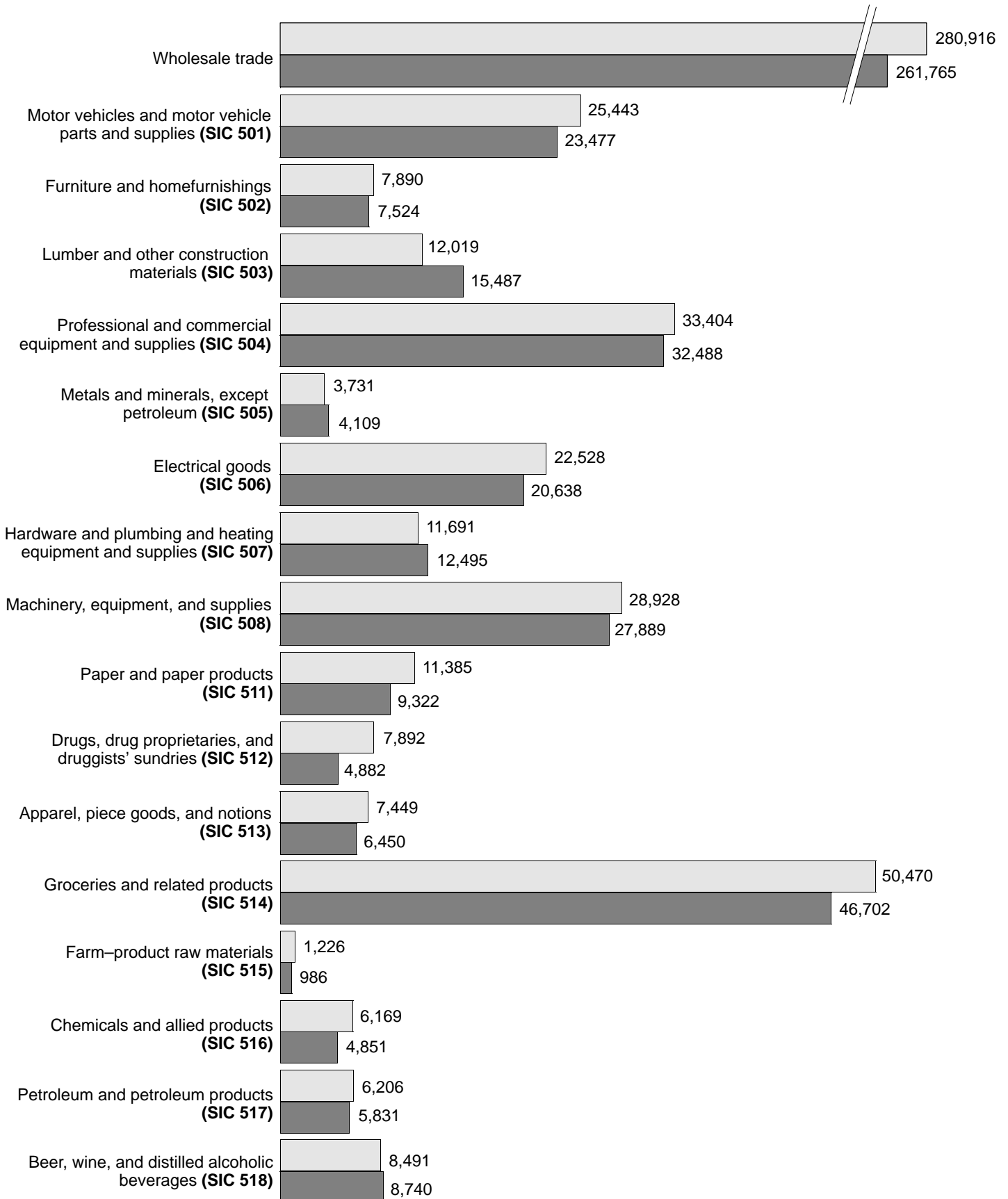




Table 1. Summary Statistics for the State: 1992

[For meaning of abbreviations and symbols, see introductory text. For explanation of terms and comparability of 1987 and 1992 censuses, see appendix A]

SIC code	Type of operation and kind of business	Establishments (number)	Sales (\$1,000)	Annual payroll (\$1,000)	First-quarter payroll (\$1,000)	Paid employees for pay period including March 12 (number)	Operating expenses (\$1,000)	End-of-1991 inventories (\$1,000)	End-of-1992 inventories (\$1,000)
	Wholesale trade	30 137	132 562 218	7 485 098	1 780 457	280 916	15 660 421	8 349 413	8 676 733
	TYPES OF OPERATION								
	Merchant wholesalers	25 695	81 848 170	5 815 737	1 368 629	232 015	12 352 076	7 241 664	7 592 496
	Wholesale distributors and jobbers	22 401	62 108 326	4 985 171	1 176 576	202 184	10 175 147	5 943 087	6 256 173
	Importers	1 051	9 570 310	381 121	89 724	10 869	1 096 565	787 183	771 631
	Exporters	2 070	8 622 477	350 779	79 274	12 318	859 667	494 803	547 483
	Terminal grain elevators	2	(D)	(D)	(D)	BB	(D)	(D)	(D)
	Country grain elevators	4	(D)	(D)	(D)	AA	(D)	(D)	(D)
	Assemblers of farm products, except country grain elevators	167	1 445 429	97 434	22 777	6 593	218 185	11 919	10 534
	Manufacturers' sales branches and sales offices	1 707	33 384 792	1 222 260	309 152	33 054	2 416 824	1 054 838	1 041 265
	Sales branches (with stock)	1 098	15 067 877	884 965	223 448	25 163	1 729 743	1 054 838	1 041 265
	Sales offices (without stock)	609	18 316 915	337 295	85 704	7 891	687 081	-	-
	Agents, brokers, and commission merchants	2 735	17 329 256	447 101	102 676	15 847	891 521	52 911	42 972
	Auction companies	43	2 288 949	31 163	7 941	3 265	65 788	817	372
	Brokers	507	5 859 143	118 901	27 063	4 290	225 878	5 973	4 607
	Commission merchants	437	2 230 267	69 179	14 999	2 005	141 948	3 551	4 598
	Import agents	53	368 294	20 403	4 549	522	44 533	29 998	22 856
	Export agents	173	878 362	18 642	4 537	615	47 640	2 092	1 106
	Manufacturers' agents	1 526	5 704 241	188 813	43 587	5 150	365 734	10 480	9 433
	TYPES OF OPERATION BY KIND OF BUSINESS								
	Wholesale trade	30 137	132 562 218	7 485 098	1 780 457	280 916	15 660 421	8 349 413	8 676 733
50	Durable goods	19 725	68 135 799	4 464 443	1 058 213	159 726	8 998 643	5 152 931	5 326 604
501	Motor vehicles and motor vehicle parts and supplies	2 902	21 011 402	582 586	137 139	25 443	1 239 672	908 997	919 549
5012	Automobiles and other motor vehicles	616	16 856 776	179 402	42 256	7 782	438 963	338 558	327 579
	Automobiles, light trucks, motorcycles, buses, and recreational vehicles	463	15 738 319	119 834	28 168	5 673	336 620	236 488	216 449
	Automobiles and motorcycles	402	13 597 379	105 505	25 139	5 206	306 233	214 696	192 118
	Buses and recreational vehicles	27	(D)	(D)	(D)	CC	(D)	(D)	(D)
	Light trucks and vans (14,000 lb or less)	34	(D)	(D)	(D)	EE	(D)	(D)	(D)
	Medium and heavy trucks and tractors (over 14,000 lb)	153	1 118 457	59 568	14 088	2 109	102 343	102 070	111 130
	Medium trucks (14,001 lb to 26,000 lb)	57	596 465	21 283	5 016	738	37 684	36 554	43 447
	Heavy trucks and tractors (over 26,000 lb)	96	521 992	38 285	9 072	1 371	64 659	65 516	67 683
5013	Motor vehicle supplies and new parts	1 635	3 299 912	309 276	72 648	13 582	610 902	480 835	501 119
	Motor vehicle supplies and new parts —warehouse distributors	469	869 633	81 765	18 812	3 633	168 268	144 653	155 008
	Motor vehicle supplies and new parts —jobbers	1 154	2 406 011	223 368	52 937	9 786	436 062	330 444	341 265
	Petroleum products marketing equipment	12	24 268	4 143	899	163	6 572	5 738	4 846
5014	Tires and tubes	247	647 132	54 415	12 968	1 967	111 648	67 422	66 686
5015	Motor vehicle parts, used	404	207 582	39 493	9 267	2 112	78 159	22 182	24 165
502	Furniture and homefurnishings	1 268	2 263 815	189 387	45 198	7 890	396 646	174 681	176 754
5021	Furniture	575	1 042 251	90 769	22 113	3 752	179 506	57 126	58 605
	Household and lawn furniture	299	487 480	33 839	7 948	1 526	73 473	35 119	35 214
	Office and business furniture	276	554 771	56 930	14 165	2 226	106 033	22 007	23 391
5023	Homefurnishings	693	1 221 564	98 618	23 085	4 138	217 140	117 555	118 149
	Household china, glassware, and crockery	57	275 147	6 604	1 583	263	19 711	4 196	4 975
	Linens, domestics, draperies, and curtains	157	220 413	17 924	4 139	859	36 865	18 388	19 887
	Floor coverings	287	513 381	54 844	12 900	2 068	114 791	68 224	65 157
	Other homefurnishings	192	212 623	19 246	4 463	948	45 773	26 747	28 130
503	Lumber and other construction materials	1 325	4 504 328	303 013	72 020	12 019	636 047	376 749	388 417
5031	Lumber, plywood, millwork, and wood panels	484	2 378 947	133 494	32 628	5 442	258 542	207 283	210 695
	Lumber—without yard	93	264 300	11 993	2 968	534	29 568	8 838	8 502
	Lumber—with yard	67	672 233	27 970	6 888	1 116	54 707	98 469	104 457
	Plywood, millwork, and wood panels	324	1 442 414	93 531	22 772	3 792	174 267	99 976	97 736
5032	Brick, stone, and related construction materials	379	719 497	68 151	16 158	2 594	147 788	75 968	77 220
	Brick, block, tile, clay/cement sewer pipe	249	465 984	44 126	10 651	1 640	93 021	56 681	60 699
	Sand, gravel, and stone	68	97 433	12 227	2 614	497	26 331	6 044	7 210
	Cement, lime, and related products	62	156 080	11 798	2 893	457	28 436	13 243	9 311
5033	Roofing, siding, and insulation materials	170	844 225	47 417	10 451	1 680	117 500	53 022	62 564
5039	Construction materials, n.e.c.	292	561 659	53 951	12 783	2 303	112 217	40 476	37 938
	Flat glass and other construction glass	63	128 130	16 001	3 824	677	32 276	11 508	7 382
	Other construction materials	229	433 529	37 950	8 959	1 626	79 941	28 968	30 556

WHOLESALE TRADE—GEOGRAPHIC AREA SERIES

Table 1. Summary Statistics for the State: 1992 —Con.

[For meaning of abbreviations and symbols, see introductory text. For explanation of terms and comparability of 1987 and 1992 censuses, see appendix A]

SIC code	Type of operation and kind of business	Establishments (number)	Sales (\$1,000)	Annual payroll (\$1,000)	First-quarter payroll (\$1,000)	Paid employees for pay period including March 12 (number)	Operating expenses (\$1,000)	End-of-1991 inventories (\$1,000)	End-of-1992 inventories (\$1,000)
TYPES OF OPERATION BY KIND OF BUSINESS — Con.									
Manufacturers' sales branches and sales offices — Con.									
50	Durable goods — Con.								
506	Electrical goods	199	2 306 698	135 425	34 200	2 953	232 925	40 205	48 067
5063	Electrical apparatus and equipment, wiring supplies, and construction materials	88	589 537	32 825	7 814	761	59 791	16 389	14 790
5064	Electrical appliances, television and radio sets	13	648 836	8 923	2 120	209	33 809	4 479	4 930
5065	Electronic parts and equipment, n.e.c.	98	1 068 325	93 677	24 266	1 983	139 325	19 337	28 347
507	Hardware, and plumbing and heating equipment and supplies	52	313 486	22 557	6 400	586	36 937	29 556	27 383
5072	Hardware	19	97 543	11 016	3 427	251	20 024	11 099	9 812
5074	Plumbing and heating equipment and supplies (hydronics)	10	118 283	1 841	380	48	3 574	14 879	13 948
5075	Warm air heating and air-conditioning equipment and supplies	18	48 853	7 909	2 118	228	11 078	2 895	3 081
5078	Refrigeration equipment and supplies	5	48 807	1 791	475	59	2 261	683	542
508	Machinery, equipment, and supplies	157	1 341 843	81 281	19 522	2 269	166 263	200 642	192 762
5082	Construction and mining (except petroleum) machinery and equipment	21	248 696	10 299	2 533	397	23 177	72 703	64 633
5083	Farm and garden machinery and equipment	11	98 276	1 733	411	68	3 764	4 738	2 223
5084	Industrial machinery and equipment	56	328 241	20 984	5 130	572	38 221	17 544	14 751
5085	Industrial supplies	49	404 256	18 714	4 383	559	39 658	12 796	12 812
5087	Service establishment equipment and supplies	9	27 919	982	291	39	1 986	1 622	1 228
5088	Transportation equipment and supplies, except motor vehicles	11	234 455	28 569	6 774	634	59 457	91 239	97 115
509	Miscellaneous durable goods	30	454 061	14 948	3 483	449	31 021	22 872	35 076
5091	Sporting and recreational goods and supplies	18	243 710	5 416	1 564	194	11 275	12 671	23 231
5092	Toys and hobby goods and supplies	1	(D)	(D)	(D)	AA	(D)	(D)	(D)
5093	Scrap and waste materials	—	—	—	—	—	—	—	—
5094	Jewelry, watches, precious stones, and precious metals	4	(D)	(D)	(D)	CC	(D)	(D)	(D)
5099	Durable goods, n.e.c.	7	146 715	5 504	1 037	139	10 201	2 912	4 256
51	Nondurable goods	746	15 060 444	495 322	123 200	15 766	1 065 621	539 821	525 184
511	Paper and paper products	97	1 106 610	48 442	12 187	1 311	86 161	24 234	29 889
5111	Printing and writing paper	16	296 386	11 501	2 853	309	25 328	10 896	14 067
5112	Stationery and office supplies	57	146 096	18 620	4 706	514	32 306	3 431	5 111
5113	Industrial and personal service paper	24	664 128	18 321	4 628	488	28 527	9 907	10 711
512	Drugs, drug proprietaries, and druggists' sundries	14	721 379	38 087	10 129	1 270	82 415	36 033	31 806
5122	Drugs, drug proprietaries, and druggists' sundries	14	721 379	38 087	10 129	1 270	82 415	36 033	31 806
513	Apparel, piece goods, and notions	24	191 133	11 079	2 814	477	22 797	49 041	46 990
5131	Piece goods, notions, and other dry goods	8	23 618	1 610	526	73	3 650	2 150	2 241
5136	Men's and boys' clothing and furnishings	11	117 895	5 438	1 308	273	10 781	38 279	35 767
5137	Women's, children's, and infants' clothing and accessories	5	49 620	4 031	980	131	8 366	8 612	8 982
5139	Footwear	—	—	—	—	—	—	—	—
514	Groceries and related products	227	4 718 169	212 901	51 444	7 673	424 045	66 255	79 195
5141	Groceries, general line	—	—	—	—	—	—	—	—
5142	Packaged frozen foods	18	225 095	8 395	2 057	285	19 615	5 930	8 422
5143	Dairy products, except dried or canned	42	549 083	22 310	5 616	821	55 294	4 364	4 214
5144	Poultry and poultry products	10	116 717	5 667	1 426	261	12 921	2 503	2 737
5145	Confectionery	11	363 953	28 322	6 472	1 522	47 470	3 031	6 264
5146	Fish and seafoods	1	(D)	(D)	(D)	BB	(D)	(D)	(D)
5147	Meats and meat products	12	370 488	7 150	1 637	278	20 099	6 571	5 789
5148	Fresh fruits and vegetables	—	—	—	—	—	—	—	—
5149	Groceries and related products, n.e.c.	133	(D)	(D)	(D)	HH	(D)	(D)	(D)
515	Farm-product raw materials	—	—	—	—	—	—	—	—
5153	Grain and field beans	—	—	—	—	—	—	—	—
5154	Livestock	—	—	—	—	—	—	—	—
5159	Farm-product raw materials, n.e.c.	—	—	—	—	—	—	—	—
516	Chemicals and allied products	103	1 241 008	65 395	16 281	1 590	146 881	23 990	30 497
5162	Plastics materials and basic forms and shapes	17	392 965	11 863	2 834	295	35 612	9 405	12 079
5169	Chemicals and allied products, n.e.c.	86	848 043	53 532	13 447	1 295	111 269	14 585	18 418
517	Petroleum and petroleum products	71	5 322 730	39 899	10 063	1 103	136 943	281 068	237 464
5171	Petroleum bulk stations and terminals	63	(D)	(D)	(D)	FF	(D)	(D)	(D)
5172	Petroleum and petroleum products wholesalers, except bulk stations and terminals	8	(D)	(D)	(D)	CC	(D)	(D)	(D)
518	Beer, wine, and distilled alcoholic beverages	7	(D)	(D)	(D)	BB	(D)	(D)	(D)
5181	Beer and ale	—	—	—	—	—	—	—	—
5182	Wine and distilled alcoholic beverages	7	(D)	(D)	(D)	BB	(D)	(D)	(D)
519	Miscellaneous nondurable goods	203	(D)	(D)	(D)	GG	(D)	(D)	(D)
5191	Farm supplies	65	719 304	19 689	4 750	552	39 330	44 046	53 963
5192	Books, periodicals, and newspapers	43	447 025	22 689	5 059	582	48 567	2 887	2 413
5193	Flowers, nursery stock, and florists' supplies	1	(D)	(D)	(D)	CC	(D)	(D)	(D)
5194	Tobacco and tobacco products	5	(D)	(D)	(D)	EE	(D)	(D)	(D)
5198	Paints, varnishes, and supplies	84	131 279	13 349	3 377	527	30 479	10 728	10 757
5199	Nondurable goods, n.e.c.	5	(D)	(D)	(D)	BB	(D)	(D)	(D)

Table 1. Summary Statistics for the State: 1992 —Con.

[For meaning of abbreviations and symbols, see introductory text. For explanation of terms and comparability of 1987 and 1992 censuses, see appendix A]

SIC code	Type of operation and kind of business	Estab-lish-ments (number)	Sales (\$1,000)	Annual payroll (\$1,000)	First-quarter payroll (\$1,000)	Paid employees for pay period including March 12 (number)	Operating expenses (\$1,000)	End-of-1991 inventories (\$1,000)	End-of-1992 inventories (\$1,000)
TYPES OF OPERATION BY KIND OF BUSINESS — Con.									
	Agents, brokers, and commission merchants ----	2 735	17 329 256	447 101	102 676	15 847	891 521	52 911	42 972
50	Durable goods -----	1 793	8 105 581	245 496	56 853	8 684	495 589	45 779	36 911
501	Motor vehicles and motor vehicle parts and supplies -----	91	2 346 838	39 838	9 437	2 982	77 013	278	206
5012	Automobiles and other motor vehicles -----	42	2 054 506	29 038	7 290	2 777	56 675	56	48
5013	Motor vehicle supplies and new parts -----	44	(D)	(D)	(D)	CC	(D)	(D)	(D)
5014	Tires and tubes -----	5	(D)	(D)	(D)	AA	(D)	(D)	(D)
5015	Motor vehicle parts, used -----	-	-	-	-	-	-	-	-
502	Furniture and homefurnishings -----	184	661 566	17 398	3 995	518	41 744	308	347
5021	Furniture -----	119	366 908	10 865	2 386	310	22 190	287	269
5023	Homefurnishings -----	65	294 658	6 533	1 609	208	19 554	21	78
503	Lumber and other construction materials -----	100	285 788	7 608	1 742	247	15 617	230	160
5031	Lumber, plywood, millwork, and wood panels -----	39	94 277	2 717	580	80	5 423	46	80
5032	Brick, stone, and related construction materials -----	23	96 555	1 443	354	58	3 537	25	50
5033	Roofing, siding, and insulation materials -----	11	39 253	1 447	290	38	2 633	-	-
5039	Construction materials, n.e.c. -----	27	55 703	2 001	518	71	4 024	159	30
504	Professional and commercial equipment and supplies -----	214	575 873	39 411	9 711	821	71 030	2 587	1 968
5043	Photographic equipment and supplies -----	4	12 168	287	49	10	1 252	-	-
5044	Office equipment -----	17	32 253	4 802	1 186	168	8 152	313	322
5045	Computers and computer peripheral equipment and software -----	40	125 901	7 243	1 671	172	14 120	974	637
5046	Commercial equipment, n.e.c. -----	35	123 095	3 361	678	93	7 090	-	-
5047	Medical, dental, and hospital equipment and supplies -----	93	241 523	21 101	5 566	294	35 621	1 271	970
5048	Ophthalmic goods -----	8	(D)	(D)	(D)	BB	(D)	(D)	(D)
5049	Professional equipment and supplies, n.e.c. -----	17	(D)	(D)	(D)	BB	(D)	(D)	(D)
505	Metals and minerals, except petroleum -----	43	97 558	2 168	511	83	6 237	312	700
5051	Metals service centers and offices -----	42	(D)	(D)	(D)	BB	(D)	(D)	(D)
5052	Coal and other minerals and ores -----	1	(D)	(D)	(D)	AA	(D)	(D)	(D)
506	Electrical goods -----	376	1 974 041	56 333	13 400	1 577	105 143	5 315	4 672
5063	Electrical apparatus and equipment, wiring supplies, and construction materials -----	144	661 920	22 208	5 307	749	42 787	3 434	2 962
5064	Electrical appliances, television and radio sets -----	53	450 697	8 688	2 008	173	16 054	705	988
5065	Electronic parts and equipment, n.e.c. -----	179	861 424	25 437	6 085	655	46 302	1 176	722
507	Hardware, and plumbing and heating equipment and supplies -----	155	444 484	17 964	4 076	541	34 963	1 091	1 552
5072	Hardware -----	48	126 564	4 158	874	124	8 298	-	400
5074	Plumbing and heating equipment and supplies (hydronics) -----	57	211 187	7 436	1 782	240	14 786	755	884
5075	Warm air heating and air-conditioning equipment and supplies -----	39	69 761	5 296	1 236	150	9 609	329	260
5078	Refrigeration equipment and supplies -----	11	36 972	1 074	184	27	2 270	7	8
508	Machinery, equipment, and supplies -----	380	1 068 765	44 360	9 547	1 254	97 549	35 292	26 871
5082	Construction and mining (except petroleum) machinery and equipment -----	21	47 135	1 736	392	71	5 824	30	55
5083	Farm and garden machinery and equipment -----	17	53 894	1 550	377	66	3 469	1 995	1 473
5084	Industrial machinery and equipment -----	211	455 227	20 248	4 372	569	40 391	2 722	2 334
5085	Industrial supplies -----	56	134 743	5 524	1 186	176	11 387	316	319
5087	Service establishment equipment and supplies -----	21	42 253	2 803	511	80	4 993	7	-
5088	Transportation equipment and supplies, except motor vehicles -----	54	335 513	12 499	2 709	292	31 485	30 222	22 690
509	Miscellaneous durable goods -----	250	650 668	20 416	4 434	661	46 293	366	435
5091	Sporting and recreational goods and supplies -----	53	265 782	8 110	1 481	177	17 175	117	121
5092	Toys and hobby goods and supplies -----	13	(D)	(D)	(D)	BB	(D)	(D)	(D)
5093	Scrap and waste materials -----	13	32 589	643	189	31	1 697	-	-
5094	Jewelry, watches, precious stones, and precious metals -----	22	(D)	(D)	(D)	BB	(D)	(D)	(D)
5099	Durable goods, n.e.c. -----	149	239 591	8 325	2 039	355	20 878	78	48
51	Nondurable goods -----	942	9 223 675	201 605	45 823	7 163	395 932	7 132	6 061
511	Paper and paper products -----	81	626 406	17 025	4 027	429	32 379	123	95
5111	Printing and writing paper -----	9	29 624	874	220	57	1 944	2	4
5112	Stationery and office supplies -----	38	153 568	4 718	975	166	9 140	41	35
5113	Industrial and personal service paper -----	34	443 214	11 433	2 832	206	21 295	80	56
512	Drugs, drug proprietaries, and druggists' sundries -----	33	229 947	5 412	1 385	160	10 161	-	-
5122	Drugs, drug proprietaries, and druggists' sundries -----	33	229 947	5 412	1 385	160	10 161	-	-
513	Apparel, piece goods, and notions -----	151	385 761	12 552	2 710	392	28 069	639	648
5131	Piece goods, notions, and other dry goods -----	27	67 474	2 189	633	63	5 430	344	386
5136	Men's and boys' clothing and furnishings -----	41	146 512	3 911	776	146	9 562	219	30
5137	Women's, children's, and infants' clothing and accessories -----	68	140 018	5 233	1 015	150	10 477	46	170
5139	Footwear -----	15	31 757	1 219	286	33	2 600	30	62
514	Groceries and related products -----	359	6 559 932	120 905	27 505	4 344	227 619	4 589	3 872
5141	Groceries, general line -----	43	1 553 600	26 257	5 945	859	48 801	2 469	2 515
5142	Packaged frozen foods -----	46	526 405	10 075	2 159	370	19 789	32	54
5143	Dairy products, except dried or canned -----	13	390 013	4 339	1 048	150	12 323	705	521
5144	Poultry and poultry products -----	10	112 760	751	177	22	1 376	-	-
5145	Confectionery -----	16	102 283	2 488	538	79	5 337	-	-

Table 1. Summary Statistics for the State: 1992 —Con.

[For meaning of abbreviations and symbols, see introductory text. For explanation of terms and comparability of 1987 and 1992 censuses, see appendix A]

SIC code	Type of operation and kind of business	Establishments (number)	Sales (\$1,000)	Annual payroll (\$1,000)	First-quarter payroll (\$1,000)	Paid employees for pay period including March 12 (number)	Operating expenses (\$1,000)	End-of-1991 inventories (\$1,000)	End-of-1992 inventories (\$1,000)
TYPES OF OPERATION BY KIND OF BUSINESS — Con.									
Agents, brokers, and commission merchants — Con.									
51	Nondurable goods —Con.								
514	Groceries and related products —Con.					BB	(D)	(D)	(D)
5146	Fish and seafoods -----	11	(D)	(D)	(D)	83	6 565	453	74
5147	Meats and meat products -----	29	198 781	3 562	697	620	42 808	654	410
5148	Fresh fruits and vegetables -----	90	967 840	22 924	4 717	GG	(D)	(D)	(D)
5149	Groceries and related products, n.e.c. -----	101	(D)	(D)	(D)				
515	Farm-product raw materials -----	28	335 084	3 926	1 030	510	12 367	—	—
5153	Grain and field beans -----	6	17 132	287	116	14	677	—	—
5154	Livestock -----	15	216 488	2 575	615	417	5 524	—	—
5159	Farm-product raw materials, n.e.c. -----	7	101 464	1 064	299	79	6 166	—	—
516	Chemicals and allied products -----	50	126 105	3 665	731	102	6 462	95	53
5162	Plastics materials and basic forms and shapes -----	16	69 992	1 579	392	44	2 881	63	41
5169	Chemicals and allied products, n.e.c. -----	34	56 113	2 086	339	58	3 581	32	12
517	Petroleum and petroleum products -----	11	14 647	588	122	18	932	—	—
5171	Petroleum bulk stations and terminals -----	1	(D)	(D)	(D)	AA	(D)	(D)	(D)
5172	Petroleum and petroleum products wholesalers, except bulk stations and terminals -----	10	(D)	(D)	(D)	AA	(D)	(D)	(D)
518	Beer, wine, and distilled alcoholic beverages -----	12	(D)	(D)	(D)	BB	(D)	(D)	(D)
5181	Beer and ale -----	2	(D)	(D)	(D)	AA	(D)	(D)	(D)
5182	Wine and distilled alcoholic beverages -----	10	(D)	(D)	(D)	BB	(D)	(D)	(D)
519	Miscellaneous nondurable goods -----	217	(D)	(D)	(D)	GG	(D)	(D)	(D)
5191	Farm supplies -----	12	22 799	997	217	33	2 666	184	344
5192	Books, periodicals, and newspapers -----	19	153 466	5 349	1 057	138	9 084	302	313
5193	Flowers, nursery stock, and florists' supplies -----	51	(D)	(D)	(D)	FF	(D)	(D)	(D)
5194	Tobacco and tobacco products -----	2	(D)	(D)	(D)	AA	(D)	(D)	(D)
5198	Paints, varnishes, and supplies -----	14	145 979	1 324	354	54	2 866	5	4
5199	Nondurable goods, n.e.c. -----	119	205 367	7 169	1 511	289	17 271	467	449

Table 2. Selected Ratios for the State: 1992

[For meaning of abbreviations and symbols, see introductory text. For explanation of terms and comparability of 1987 and 1992 censuses, see appendix A]

SIC code	Type of operation and kind of business	Sales		Annual payroll		Employees per establishment ¹ (number)	Operating expenses as percent of sales	End-of-1992 inventories as percent of sales
		Per establishment (dollars)	Per employee ¹ (dollars)	Per employee ¹ (dollars)	As percent of operating expenses			
	Wholesale trade -----	4 398 653	471 893	26 645	47.8	9	11.8	6.5
50	Durable goods -----	3 454 286	426 579	27 951	49.6	8	13.2	7.8
501	Motor vehicles and motor vehicle parts and supplies -----	7 240 318	825 823	22 898	47.0	9	5.9	4.4
5012	Automobiles and other motor vehicles -----	27 364 896	2 166 124	23 053	40.9	13	2.6	1.9
5013	Motor vehicle supplies and new parts -----	2 018 295	242 962	22 771	50.6	8	18.5	15.2
5014	Tires and tubes -----	2 619 968	328 994	27 664	48.7	8	17.3	10.3
5015	Motor vehicle parts, used -----	513 817	98 287	18 699	50.5	5	37.7	11.6
502	Furniture and home furnishings -----	1 785 343	286 922	24 003	47.7	6	17.5	7.8
5021	Furniture -----	1 812 610	277 785	24 192	50.6	7	17.2	5.6
5023	Home furnishings -----	1 762 719	295 206	23 832	45.4	6	17.8	9.7
503	Lumber and other construction materials -----	3 399 493	374 767	25 211	47.6	9	14.1	8.6
5031	Lumber, plywood, millwork, and wood panels -----	4 915 180	437 146	24 530	51.6	11	10.9	8.9
5032	Brick, stone, and related construction materials -----	1 898 409	277 370	26 273	46.1	7	20.5	10.7
5033	Roofing, siding, and insulation materials -----	4 966 029	502 515	28 224	40.4	10	13.9	7.4
5039	Construction materials, n.e.c. -----	1 923 490	243 881	23 426	48.1	8	20.0	6.8
504	Professional and commercial equipment and supplies -----	3 111 285	299 169	32 844	53.9	10	20.4	6.4
5043	Photographic equipment and supplies -----	5 303 051	510 035	31 917	45.3	10	13.8	5.4
5044	Office equipment -----	2 688 540	175 403	27 817	58.2	15	27.3	6.9
5045	Computers and computer peripheral equipment and software -----	4 014 017	407 723	40 207	55.9	10	17.6	4.9
5046	Commercial equipment, n.e.c. -----	1 809 515	232 148	24 900	52.4	8	20.5	8.0
5047	Medical, dental, and hospital equipment and supplies -----	3 048 727	318 885	33 672	51.5	10	20.5	7.3
5048	Ophthalmic goods -----	2 211 327	207 821	24 862	41.1	11	29.1	13.4
5049	Professional equipment and supplies, n.e.c. -----	1 518 853	201 309	27 190	51.9	8	26.0	9.8
505	Metals and minerals, except petroleum -----	4 656 894	601 614	29 706	44.6	8	11.1	8.0
5051	Metals service centers and offices -----	(D)	(D)	(D)	(D)	(D)	(D)	(D)
5052	Coal and other minerals and ores -----	(D)	(D)	(D)	(D)	(D)	(D)	(D)
506	Electrical goods -----	4 232 568	502 016	31 621	49.7	8	12.7	6.6
5063	Electrical apparatus and equipment, wiring supplies, and construction materials -----	3 732 696	438 368	30 220	49.6	9	13.9	7.6
5064	Electrical appliances, television and radio sets -----	8 096 873	791 138	29 833	40.7	10	9.3	7.0
5065	Electronic parts and equipment, n.e.c. -----	3 560 749	454 715	33 679	53.9	8	13.7	5.4

See footnotes at end of table.

Table 2. Selected Ratios for the State: 1992 – Con.

[For meaning of abbreviations and symbols, see introductory text. For explanation of terms and comparability of 1987 and 1992 censuses, see appendix A]

SIC code	Type of operation and kind of business	Sales		Annual payroll		Employees per establishment ¹ (number)	Operating expenses as percent of sales	End-of-1992 inventories as percent of sales
		Per establishment (dollars)	Per employee ¹ (dollars)	Per employee ¹ (dollars)	As percent of operating expenses			
	Merchant wholesalers – Con.							
51	Nondurable goods – Con.							
519	Miscellaneous nondurable goods -----	(D)	(D)	(D)	(D)	(D)	(D)	(D)
5191	Farm supplies -----	3 676 988	586 562	25 182	43.3	6	9.9	7.1
5192	Books, periodicals, and newspapers -----	2 608 228	222 037	23 809	49.2	12	21.8	8.8
5193	Flowers, nursery stock, and florists' supplies -----	1 736 882	182 785	20 449	48.9	10	22.9	4.6
5194	Tobacco and tobacco products -----	24 627 800	802 956	22 113	43.1	31	6.4	8.0
5198	Paints, varnishes, and supplies -----	1 049 110	172 327	20 738	47.5	6	25.3	12.4
5199	Nondurable goods, n.e.c. -----	(D)	(D)	(D)	(D)	(D)	(D)	(D)
	Manufacturers' sales branches and sales offices -----	19 557 582	1 010 008	36 978	50.6	19	7.2	3.1
50	Durable goods -----	19 068 000	1 059 946	42 049	53.8	18	7.4	2.8
501	Motor vehicles and motor vehicle parts and supplies -----	118 966 608	8 866 379	34 997	49.5	13	.8	.4
502	Furniture and home furnishings -----	8 567 250	767 933	31 824	45.8	11	9.1	1.5
503	Lumber and other construction materials -----	6 629 284	654 067	25 934	40.8	10	9.7	3.9
504	Professional and commercial equipment and supplies -----	13 455 431	373 782	48 129	56.6	36	22.7	3.5
505	Metals and minerals, except petroleum -----	7 361 805	1 130 464	34 749	40.1	7	7.7	9.5
506	Electrical goods -----	11 591 447	781 137	45 860	58.1	15	10.1	2.1
507	Hardware, and plumbing and heating equipment and supplies -----	6 028 577	534 959	38 493	61.1	11	11.8	8.7
508	Machinery, equipment, and supplies -----	8 546 771	591 381	35 822	48.9	14	12.4	14.4
509	Miscellaneous durable goods -----	15 135 367	1 011 272	33 292	48.2	15	6.8	7.7
51	Nondurable goods -----	20 188 263	955 248	31 417	46.5	21	7.1	3.5
511	Paper and paper products -----	11 408 351	844 096	36 950	56.2	14	7.8	2.7
512	Drugs, drug proprietaries, and druggists' sundries -----	51 527 071	568 015	29 990	46.2	91	11.4	4.4
513	Apparel, piece goods, and notions -----	7 963 875	400 698	23 226	48.6	20	11.9	24.6
514	Groceries and related products -----	20 784 885	614 905	27 747	50.2	34	9.0	1.7
515	Farm-product raw materials -----	—	—	—	—	—	—	—
516	Chemicals and allied products -----	12 048 621	780 508	41 129	44.5	15	11.8	2.5
517	Petroleum and petroleum products -----	74 968 028	4 825 684	36 173	29.1	16	2.6	4.5
518	Beer, wine, and distilled alcoholic beverages -----	(D)	(D)	(D)	(D)	(D)	(D)	(D)
519	Miscellaneous nondurable goods -----	(D)	(D)	(D)	(D)	(D)	(D)	(D)
	Agents, brokers, and commission merchants -----	6 336 108	1 093 535	28 214	50.2	6	5.1	.2
50	Durable goods -----	4 520 681	933 393	28 270	49.5	5	6.1	.5
501	Motor vehicles and motor vehicle parts and supplies -----	25 789 429	787 001	13 359	51.7	33	3.3	—
502	Furniture and home furnishings -----	3 595 467	1 277 154	33 587	41.7	3	6.3	.1
503	Lumber and other construction materials -----	2 857 880	1 157 036	30 802	48.7	2	5.5	.1
504	Professional and commercial equipment and supplies -----	2 690 995	701 429	48 004	55.5	4	12.3	.3
505	Metals and minerals, except petroleum -----	2 268 791	1 175 398	26 120	34.8	2	6.4	.7
506	Electrical goods -----	5 250 109	1 251 770	35 722	53.6	4	5.3	.2
507	Hardware, and plumbing and heating equipment and supplies -----	2 867 639	821 597	33 205	51.4	3	7.9	.3
508	Machinery, equipment, and supplies -----	2 812 539	852 285	35 375	45.5	3	9.1	2.5
509	Miscellaneous durable goods -----	2 602 672	984 369	30 887	44.1	3	7.1	.1
51	Nondurable goods -----	9 791 587	1 287 683	28 145	50.9	8	4.3	.1
511	Paper and paper products -----	7 733 407	1 460 154	39 685	52.6	5	5.2	—
512	Drugs, drug proprietaries, and druggists' sundries -----	6 968 091	1 437 169	33 825	53.3	5	4.4	—
513	Apparel, piece goods, and notions -----	2 554 709	984 084	32 020	44.7	3	7.3	.2
514	Groceries and related products -----	18 272 791	1 510 113	27 833	53.1	12	3.5	.1
515	Farm-product raw materials -----	11 967 286	657 027	7 698	31.7	18	3.7	—
516	Chemicals and allied products -----	2 522 100	1 236 324	35 931	56.7	2	5.1	—
517	Petroleum and petroleum products -----	1 331 545	813 722	32 667	63.1	2	6.4	—
518	Beer, wine, and distilled alcoholic beverages -----	(D)	(D)	(D)	(D)	(D)	(D)	(D)
519	Miscellaneous nondurable goods -----	(D)	(D)	(D)	(D)	(D)	(D)	(D)

¹Based on number of employees for pay period including March 12.

Table 5. Summary Statistics for Places With 200 Establishments or More: 1992

[For meaning of abbreviations and symbols, see introductory text. For explanation of terms and comparability of 1987 and 1992 censuses, see appendix A. For information on geographic areas followed by ▲, see appendix F]

SIC code	Geographic area and kind of business	Estab-lish-ments (number)	Sales (\$1,000)	Annual payroll (\$1,000)	Paid employees for pay period including March 12 (number)	Merchant wholesalers				Other operating types	
						Estab-lish-ments (number)	Sales (\$1,000)	Annual payroll (\$1,000)	Paid employees for pay period including March 12 (number)	Estab-lish-ments (number)	Sales (\$1,000)
BOCA RATON											
	Wholesale trade	449	1 690 105	109 114	2 585	378	1 300 804	81 926	2 083	71	389 301
50	Durable goods	294	838 598	71 978	1 917	244	535 672	47 276	1 484	50	302 926
501	Motor vehicles and motor vehicle parts and supplies	13	42 634	1 743	64	12	(D)	(D)	BB	1	(D)
502	Furniture and homefurnishings	37	72 720	3 490	137	25	20 088	2 426	117	12	52 632
503	Lumber and other construction materials	19	30 158	4 015	159	13	17 820	2 999	106	6	12 338
504	Professional and commercial equipment and supplies	72	193 461	22 692	607	59	107 730	15 671	509	13	85 731
505	Metals and minerals, except petroleum	8	11 692	628	17	7	(D)	(D)	AA	1	(D)
506	Electrical goods	49	231 509	21 941	516	43	155 263	10 410	306	6	76 246
507	Hardware, and plumbing and heating equipment and supplies	13	19 742	2 376	68	12	(D)	(D)	BB	1	(D)
508	Machinery, equipment, and supplies	44	87 490	10 580	214	37	56 647	7 161	170	7	30 843
509	Miscellaneous durable goods	39	149 192	4 513	135	36	(D)	(D)	CC	3	(D)
51	Nondurable goods	155	851 507	37 136	668	134	765 132	34 650	599	21	86 375
511	Paper and paper products	16	24 230	1 906	109	12	(D)	(D)	BB	4	(D)
512	Drugs, drug proprietaries, and druggists' sundries	12	24 093	1 250	42	12	24 093	1 250	42	-	-
513	Apparel, piece goods, and notions	26	29 175	1 217	42	20	20 709	779	28	6	8 466
514	Groceries and related products	52	712 900	27 061	330	44	652 386	25 604	296	8	60 514
515	Farm-product raw materials	-	-	-	-	-	-	-	-	-	-
516	Chemicals and allied products	14	21 088	1 801	26	14	21 088	1 801	26	-	-
517	Petroleum and petroleum products	2	(D)	(D)	AA	2	(D)	(D)	AA	-	-
518	Beer, wine, and distilled alcoholic beverages	2	(D)	(D)	AA	1	(D)	(D)	AA	1	(D)
519	Miscellaneous nondurable goods	31	27 712	3 233	103	29	(D)	(D)	BB	2	(D)
CLEARWATER											
	Wholesale trade	241	705 898	42 548	1 748	191	296 586	33 686	1 388	50	409 312
50	Durable goods	175	606 274	33 571	1 289	138	244 804	26 599	1 002	37	361 470
501	Motor vehicles and motor vehicle parts and supplies	20	99 765	3 327	226	18	(D)	(D)	CC	2	(D)
502	Furniture and homefurnishings	14	7 428	936	49	12	(D)	(D)	BB	2	(D)
503	Lumber and other construction materials	12	25 932	1 979	77	10	(D)	(D)	BB	2	(D)
504	Professional and commercial equipment and supplies	30	75 972	10 797	345	26	(D)	(D)	EE	4	(D)
505	Metals and minerals, except petroleum	3	14 962	498	14	1	(D)	(D)	AA	2	(D)
506	Electrical goods	35	284 350	7 732	238	21	46 893	4 724	172	14	237 457
507	Hardware, and plumbing and heating equipment and supplies	11	27 939	1 958	81	9	(D)	(D)	BB	2	(D)
508	Machinery, equipment, and supplies	32	36 453	4 635	189	27	29 733	4 348	175	5	6 720
509	Miscellaneous durable goods	18	33 473	1 709	70	14	(D)	(D)	BB	4	(D)
51	Nondurable goods	66	99 624	8 977	459	53	51 782	7 087	386	13	47 842
511	Paper and paper products	10	19 873	1 584	90	7	(D)	(D)	BB	3	(D)
512	Drugs, drug proprietaries, and druggists' sundries	1	(D)	(D)	AA	1	(D)	(D)	AA	-	-
513	Apparel, piece goods, and notions	10	5 054	613	32	10	5 054	613	32	-	-
514	Groceries and related products	15	34 121	3 059	170	9	15 164	1 834	119	6	18 957
515	Farm-product raw materials	2	(D)	(D)	AA	1	(D)	(D)	AA	1	(D)
516	Chemicals and allied products	9	6 393	931	34	9	6 393	931	34	-	-
517	Petroleum and petroleum products	2	(D)	(D)	BB	2	(D)	(D)	BB	-	-
518	Beer, wine, and distilled alcoholic beverages	-	-	-	-	-	-	-	-	-	-
519	Miscellaneous nondurable goods	17	9 777	1 449	99	14	(D)	(D)	BB	3	(D)
CORAL GABLES											
	Wholesale trade	235	2 371 902	73 029	1 601	187	1 535 199	25 794	808	48	836 703
50	Durable goods	158	886 464	47 309	1 112	124	603 983	12 885	450	34	282 481
501	Motor vehicles and motor vehicle parts and supplies	19	57 221	1 124	48	16	(D)	(D)	BB	3	(D)
502	Furniture and homefurnishings	11	65 064	4 159	94	5	3 786	551	18	6	61 278
503	Lumber and other construction materials	12	13 501	521	25	9	(D)	(D)	BB	3	(D)
504	Professional and commercial equipment and supplies	25	159 885	30 129	574	21	(D)	(D)	BB	4	(D)
505	Metals and minerals, except petroleum	5	(D)	(D)	BB	5	(D)	(D)	BB	-	-
506	Electrical goods	14	37 400	2 754	101	11	25 304	1 057	52	3	12 096

Table 5. Summary Statistics for Places With 200 Establishments or More: 1992 —Con.

[For meaning of abbreviations and symbols, see introductory text. For explanation of terms and comparability of 1987 and 1992 censuses, see appendix A. For information on geographic areas followed by ▲, see appendix F]

SIC code	Geographic area and kind of business	Estab-lish-ments (number)	Sales (\$1,000)	Annual payroll (\$1,000)	Paid employees for pay period including March 12 (number)	Merchant wholesalers			Other operating types		
						Estab-lish-ments (number)	Sales (\$1,000)	Annual payroll (\$1,000)	Paid employees for pay period including March 12 (number)	Estab-lish-ments (number)	Sales (\$1,000)
JACKSONVILLE CITY ▲—Con.											
51	Nondurable goods —Con.										
514	Groceries and related products	126	2 389 513	91 552	3 858	79	(D)	(D)	GG	47	(D)
5141	Groceries, general line	16	(D)	(D)	EE	11	(D)	(D)	EE	5	256 068
5142	Packaged frozen foods	14	363 849	16 249	451	7	(D)	(D)	EE	7	(D)
5143	Dairy products, except dried or canned	9	(D)	(D)	CC	3	(D)	(D)	BB	6	(D)
5144	Poultry and poultry products	3	(D)	(D)	BB	1	(D)	(D)	BB	2	(D)
5145	Confectionery	5	(D)	(D)	EE	4	(D)	(D)	BB	1	(D)
5146	Fish and seafoods	11	(D)	(D)	CC	11	(D)	(D)	CC	—	—
5147	Meats and meat products	13	(D)	(D)	CC	10	71 013	2 294	89	3	(D)
5148	Fresh fruits and vegetables	17	(D)	(D)	EE	15	88 729	8 307	425	2	(D)
5149	Groceries and related products, n.e.c.	38	(D)	(D)	GG	17	(D)	(D)	EE	21	1 108 634
515	Farm-product raw materials	4	(D)	(D)	BB	4	(D)	(D)	BB	—	—
5153	Grain and field beans	2	(D)	(D)	BB	2	(D)	(D)	BB	—	—
5154	Livestock	—	—	—	—	—	—	—	—	—	—
5159	Farm-product raw materials, n.e.c.	2	(D)	(D)	AA	2	(D)	(D)	AA	—	—
516	Chemicals and allied products	45	(D)	(D)	FF	29	(D)	(D)	EE	16	195 022
5162	Plastics materials and basic forms and shapes	13	(D)	(D)	CC	10	30 487	3 353	128	3	(D)
5169	Chemicals and allied products, n.e.c.	32	(D)	(D)	FF	19	(D)	(D)	CC	13	(D)
517	Petroleum and petroleum products	36	(D)	(D)	FF	24	208 471	10 765	397	12	(D)
5171	Petroleum bulk stations and terminals	27	(D)	(D)	EE	16	(D)	(D)	EE	11	(D)
5172	Petroleum and petroleum products wholesalers, except bulk stations and terminals	9	131 761	4 783	165	8	(D)	(D)	CC	1	(D)
518	Beer, wine, and distilled alcoholic beverages	9	(D)	(D)	FF	9	(D)	(D)	FF	—	—
5181	Beer and ale	4	(D)	(D)	EE	4	(D)	(D)	EE	—	—
5182	Wine and distilled alcoholic beverages	5	(D)	(D)	CC	5	(D)	(D)	CC	—	—
519	Miscellaneous nondurable goods	104	642 367	40 078	1 660	81	346 931	25 358	1 148	23	295 436
5191	Farm supplies	21	(D)	(D)	CC	18	(D)	(D)	CC	3	11 665
5192	Books, periodicals, and newspapers	12	(D)	(D)	CC	8	24 930	3 383	121	4	(D)
5193	Flowers, nursery stock, and florists' supplies	15	(D)	(D)	CC	15	(D)	(D)	CC	—	—
5194	Tobacco and tobacco products	4	(D)	(D)	EE	1	(D)	(D)	BB	3	(D)
5198	Paints, varnishes, and supplies	14	(D)	(D)	CC	5	(D)	(D)	BB	9	(D)
5199	Nondurable goods, n.e.c.	38	(D)	(D)	FF	34	(D)	(D)	FF	4	(D)
LAKELAND											
	Wholesale trade	261	1 597 355	75 134	3 886	215	849 405	57 105	2 867	46	747 950
50	Durable goods	168	545 715	39 009	1 881	147	243 812	31 154	1 259	21	301 903
501	Motor vehicles and motor vehicle parts and supplies	36	265 958	9 142	721	33	(D)	(D)	CC	3	(D)
502	Furniture and homefurnishings	15	13 041	2 137	123	14	(D)	(D)	BB	1	(D)
503	Lumber and other construction materials	13	55 521	2 672	109	8	20 812	1 376	62	5	34 709
504	Professional and commercial equipment and supplies	21	24 094	4 407	188	21	24 094	4 407	188	—	—
505	Metals and minerals, except petroleum	3	(D)	(D)	BB	2	(D)	(D)	BB	1	(D)
506	Electrical goods	13	55 249	5 125	173	11	(D)	(D)	CC	2	(D)
507	Hardware, and plumbing and heating equipment and supplies	15	24 286	2 767	113	13	(D)	(D)	CC	2	(D)
508	Machinery, equipment, and supplies	42	95 123	11 364	374	35	76 888	10 658	353	7	18 235
509	Miscellaneous durable goods	10	(D)	(D)	BB	10	(D)	(D)	BB	—	—
51	Nondurable goods	93	1 051 640	36 125	2 005	68	605 593	25 951	1 608	25	446 047
511	Paper and paper products	15	25 545	1 726	99	13	(D)	(D)	BB	2	(D)
512	Drugs, drug proprietaries, and druggists' sundries	2	(D)	(D)	CC	2	(D)	(D)	CC	—	—
513	Apparel, piece goods, and notions	3	1 235	54	6	2	(D)	(D)	AA	1	(D)
514	Groceries and related products	34	618 182	21 595	1 389	23	228 812	13 447	1 081	11	389 370
515	Farm-product raw materials	3	(D)	(D)	BB	2	(D)	(D)	AA	1	(D)
516	Chemicals and allied products	8	22 996	1 814	65	6	(D)	(D)	BB	2	(D)
517	Petroleum and petroleum products	8	93 688	3 839	159	7	(D)	(D)	CC	1	(D)
518	Beer, wine, and distilled alcoholic beverages	2	(D)	(D)	BB	2	(D)	(D)	BB	—	—
519	Miscellaneous nondurable goods	18	29 856	2 525	101	11	(D)	(D)	BB	7	(D)
MIAMI											

Table 5. Summary Statistics for Places With 200 Establishments or More: 1992 —Con.

[For meaning of abbreviations and symbols, see introductory text. For explanation of terms and comparability of 1987 and 1992 censuses, see appendix A. For information on geographic areas followed by ▲, see appendix F]

SIC code	Geographic area and kind of business	Estab-lish-ments (number)	Sales (\$1,000)	Annual payroll (\$1,000)	Paid employees for pay period including March 12 (number)	Merchant wholesalers				Other operating types	
						Estab-lish-ments (number)	Sales (\$1,000)	Annual payroll (\$1,000)	Paid employees for pay period including March 12 (number)	Estab-lish-ments (number)	Sales (\$1,000)
ORLANDO—Con.											
51	Nondurable goods—Con.										
519	Miscellaneous nondurable goods -----	43	(D)	(D)	FF	33	(D)	(D)	EE	10	(D)
5191	Farm supplies -----	7	73 023	2 875	93	5	(D)	(D)	BB	2	(D)
5192	Books, periodicals, and newspapers -----	4	52 899	3 123	124	2	(D)	(D)	BB	2	(D)
5193	Flowers, nursery stock, and florists' supplies -----	4	3 440	475	29	2	(D)	(D)	BB	2	(D)
5194	Tobacco and tobacco products -----	2	(D)	(D)	CC	2	(D)	(D)	CC	—	—
5198	Paints, varnishes, and supplies -----	10	18 545	2 631	116	7	15 139	2 248	98	3	3 406
5199	Nondurable goods, n.e.c. -----	16	(D)	(D)	BB	15	(D)	(D)	BB	1	(D)
POMPANO BEACH											
	Wholesale trade -----	491	1 796 173	123 511	4 662	425	1 312 829	99 543	3 712	66	483 344
50	Durable goods -----	297	774 788	64 299	2 305	256	563 619	57 485	2 083	41	211 169
501	Motor vehicles and motor vehicle parts and supplies -----	44	73 457	8 868	312	43	(D)	(D)	EE	1	(D)
502	Furniture and homefurnishings -----	32	70 996	6 974	308	28	59 524	6 384	274	4	11 472
503	Lumber and other construction materials -----	40	159 877	8 287	284	33	(D)	(D)	EE	7	(D)
504	Professional and commercial equipment and supplies -----	31	94 741	7 990	256	23	78 616	6 566	200	8	16 125
505	Metals and minerals, except petroleum -----	8	32 533	2 959	89	7	(D)	(D)	BB	1	(D)
506	Electrical goods -----	37	127 018	8 694	301	33	87 449	7 454	288	4	39 569
507	Hardware, and plumbing and heating equipment and supplies -----	24	62 316	5 886	259	21	53 116	5 627	250	3	9 200
508	Machinery, equipment, and supplies -----	47	82 849	8 514	309	41	66 313	7 498	274	6	16 536
509	Miscellaneous durable goods -----	34	71 001	6 127	187	27	49 916	5 464	165	7	21 085
51	Nondurable goods -----	194	1 021 385	59 212	2 357	169	749 210	42 058	1 629	25	272 175
511	Paper and paper products -----	13	25 737	815	40	11	(D)	(D)	BB	2	(D)
512	Drugs, drug proprietaries, and druggists' sundries -----	10	33 206	4 428	209	9	(D)	(D)	CC	1	(D)
513	Apparel, piece goods, and notions -----	11	6 099	482	25	11	6 099	482	25	—	—
514	Groceries and related products -----	92	790 961	39 606	1 515	77	575 916	25 867	917	15	215 045
515	Farm-product raw materials -----	4	29 833	430	28	3	(D)	(D)	BB	1	(D)
516	Chemicals and allied products -----	17	32 234	5 383	200	14	(D)	(D)	CC	3	(D)
517	Petroleum and petroleum products -----	7	54 631	2 487	96	6	(D)	(D)	BB	1	(D)
518	Beer, wine, and distilled alcoholic beverages -----	2	(D)	(D)	BB	2	(D)	(D)	BB	—	—
519	Miscellaneous nondurable goods -----	38	(D)	(D)	CC	36	37 555	4 251	198	2	(D)
ST. PETERSBURG											
	Wholesale trade -----	318	1 123 691	80 361	3 275	266	658 271	63 701	2 832	52	465 420
50	Durable goods -----	212	580 132	45 379	1 650	177	274 475	38 250	1 453	35	305 657
501	Motor vehicles and motor vehicle parts and supplies -----	29	37 798	4 161	217	28	(D)	(D)	CC	1	(D)
502	Furniture and homefurnishings -----	11	18 044	2 552	123	10	(D)	(D)	CC	1	(D)
503	Lumber and other construction materials -----	13	22 426	1 428	71	7	12 100	825	45	6	10 326
504	Professional and commercial equipment and supplies -----	43	120 006	14 395	446	33	82 539	13 135	411	10	37 467
505	Metals and minerals, except petroleum -----	2	(D)	(D)	BB	2	(D)	(D)	BB	—	—
506	Electrical goods -----	32	112 737	11 319	258	23	52 386	7 574	166	9	60 351
507	Hardware, and plumbing and heating equipment and supplies -----	22	24 480	3 174	146	21	(D)	(D)	CC	1	(D)
508	Machinery, equipment, and supplies -----	35	31 970	3 061	166	31	29 056	2 856	156	4	2 914
509	Miscellaneous durable goods -----	25	(D)	(D)	CC	22	(D)	(D)	CC	3	(D)
51	Nondurable goods -----	106	543 559	34 982	1 625	89	383 796	25 451	1 379	17	159 763
511	Paper and paper products -----	15	20 034	1 484	80	12	12 483	1 138	66	3	7 551
512	Drugs, drug proprietaries, and druggists' sundries -----	9	29 900	5 308	204	9	29 900	5 308	204	—	—
513	Apparel, piece goods, and notions -----	12	41 765	2 772	255	11	(D)	(D)	EE	1	(D)
514	Groceries and related products -----	26	286 468	15 390	664	21	196 697	8 974	483	5	89 771
515	Farm-product raw materials -----	1	(D)	(D)	AA	1	(D)	(D)	AA	—	—
516	Chemicals and allied products -----	8	23 468	2 299	77	5	5 358	1 159	55	3	18 110
517	Petroleum and petroleum products -----	5	58 348	2 011	113	5	58 348	2 011	113	—	—
518	Beer, wine, and distilled alcoholic beverages -----	4	(D)	(D)	BB	3	(D)	(D)	BB	1	(D)
519	Miscellaneous nondurable goods -----	26	28 300	3 265	156	22	(D)	(D)	CC	4	(D)

Table 5. Summary Statistics for Places With 200 Establishments or More: 1992 —Con.

[For meaning of abbreviations and symbols, see introductory text. For explanation of terms and comparability of 1987 and 1992 censuses, see appendix A. For information on geographic areas followed by ▲, see appendix F]

SIC code	Geographic area and kind of business	Estab-lish-ments (number)	Sales (\$1,000)	Annual payroll (\$1,000)	Paid employees for pay period including March 12 (number)	Merchant wholesalers				Other operating types	
						Estab-lish-ments (number)	Sales (\$1,000)	Annual payroll (\$1,000)	Paid employees for pay period including March 12 (number)	Estab-lish-ments (number)	Sales (\$1,000)
SARASOTA											
	Wholesale trade -----	254	467 778	45 539	2 000	220	365 359	39 206	1 790	34	102 419
50	Durable goods -----	175	234 002	29 338	1 220	156	197 050	26 384	1 120	19	36 952
501	Motor vehicles and motor vehicle parts and supplies -----	17	17 032	2 262	104	17	17 032	2 262	104	—	—
502	Furniture and homefurnishings -----	17	18 829	1 928	98	15	(D)	(D)	BB	2	(D)
503	Lumber and other construction materials -----	22	36 109	4 466	212	19	30 580	3 732	177	3	5 529
504	Professional and commercial equipment and supplies -----	30	43 325	7 297	248	24	41 293	6 906	239	6	2 032
505	Metals and minerals, except petroleum -----	5	9 182	854	36	5	9 182	854	36	—	—
506	Electrical goods -----	14	24 628	2 839	128	14	24 628	2 839	128	—	—
507	Hardware, and plumbing and heating equipment and supplies -----	22	25 796	2 277	119	21	(D)	(D)	CC	1	(D)
508	Machinery, equipment, and supplies -----	23	28 719	3 047	104	20	18 876	2 472	91	3	9 843
509	Miscellaneous durable goods -----	25	30 382	4 368	171	21	21 183	3 743	153	4	9 199
51	Nondurable goods -----	79	233 776	16 201	780	64	168 309	12 822	670	15	65 467
511	Paper and paper products -----	16	13 084	2 205	102	13	(D)	(D)	BB	3	(D)
512	Drugs, drug proprietaries, and druggists' sundries -----	3	2 311	356	14	3	2 311	356	14	—	—
513	Apparel, piece goods, and notions -----	8	34 615	1 359	94	5	(D)	(D)	BB	3	(D)
514	Groceries and related products -----	14	57 065	4 178	179	10	23 491	1 737	113	4	33 574
515	Farm-product raw materials -----	—	—	—	—	—	—	—	—	—	—
516	Chemicals and allied products -----	8	(D)	(D)	BB	7	(D)	(D)	BB	1	(D)
517	Petroleum and petroleum products -----	8	30 461	2 116	92	8	30 461	2 116	92	—	—
518	Beer, wine, and distilled alcoholic beverages -----	3	(D)	(D)	CC	3	(D)	(D)	CC	—	—
519	Miscellaneous nondurable goods -----	19	(D)	(D)	CC	15	(D)	(D)	CC	4	3 076
TALLAHASSEE											
	Wholesale trade -----	256	663 928	66 362	2 480	225	466 526	43 385	1 980	31	197 402
50	Durable goods -----	180	401 696	44 592	1 547	161	(D)	(D)	GG	19	(D)
501	Motor vehicles and motor vehicle parts and supplies -----	33	46 872	3 997	216	32	(D)	(D)	CC	1	(D)
502	Furniture and homefurnishings -----	4	2 911	301	10	4	2 911	301	10	—	—
503	Lumber and other construction materials -----	18	55 537	3 579	160	16	(D)	(D)	CC	2	(D)
504	Professional and commercial equipment and supplies -----	46	164 612	24 290	597	39	(D)	(D)	EE	7	(D)
505	Metals and minerals, except petroleum -----	3	942	201	6	2	(D)	(D)	AA	1	(D)
506	Electrical goods -----	26	(D)	(D)	CC	20	(D)	(D)	CC	6	15 945
507	Hardware, and plumbing and heating equipment and supplies -----	21	(D)	(D)	CC	21	(D)	(D)	CC	—	—
508	Machinery, equipment, and supplies -----	18	21 656	3 092	144	17	(D)	(D)	CC	1	(D)
509	Miscellaneous durable goods -----	11	(D)	(D)	BB	10	(D)	(D)	BB	1	(D)
51	Nondurable goods -----	76	262 232	21 770	933	64	(D)	(D)	FF	12	(D)
511	Paper and paper products -----	23	(D)	(D)	CC	20	41 830	3 930	201	3	(D)
512	Drugs, drug proprietaries, and druggists' sundries -----	1	(D)	(D)	AA	1	(D)	(D)	AA	—	—
513	Apparel, piece goods, and notions -----	8	6 353	1 310	69	8	6 353	1 310	69	—	—
514	Groceries and related products -----	18	113 119	7 846	313	14	(D)	(D)	CC	4	(D)
515	Farm-product raw materials -----	1	(D)	(D)	AA	—	—	—	—	1	(D)
516	Chemicals and allied products -----	4	3 849	522	24	3	(D)	(D)	AA	1	(D)
517	Petroleum and petroleum products -----	4	17 167	1 085	49	4	17 167	1 085	49	—	—
518	Beer, wine, and distilled alcoholic beverages -----	4	39 991	4 055	148	4	39 991	4 055	148	—	—
519	Miscellaneous nondurable goods -----	13	(D)	(D)	BB	10	18 032	1 482	80	3	(D)
TAMPA											
	Wholesale trade -----	1 175	12 364 939	499 550	16 971	933	5 071 113	316 176	11 744	242	7 293 826
50	Durable goods -----	769	6 029 943	321 049	10 584	636	2 141 581	200 078	7 396	133	3 888 362
501	Motor vehicles and motor vehicle parts and supplies -----	106	2 569 919	27 065	1 356	94	(D)	(D)	FF	12	(D)
5012	Automobiles and other motor vehicles -----	29	2 420 173	11 321	620	24	(D)	(D)	CC	5	(D)
5013	Motor vehicle supplies and new parts -----	55	101 075	12 924	604	48	(D)	(D)	FF	7	(D)
5014	Tires and tubes -----	11	(D)	(D)	BB	11	(D)	(D)	BB	—	—
5015	Motor vehicle parts, used -----	11	(D)	(D)	BB	11	(D)	(D)	BB	—	—
502	Furniture and homefurnishings -----	46	(D)	(D)	EE	40	74 945	7 681	363	6	(D)
5021	Furniture -----	25	(D)	(D)	CC	21	(D)	(D)	CC	4	(D)
5023	Homefurnishings -----	21	48 842	2 446	135	19	(D)	(D)	CC	2	(D)
503	Lumber and other construction materials -----	56	744 800	31 002	1 030	43	511 164	26 102	829	13	233 636
5031	Lumber, plywood, millwork, and wood panels -----	23	505 764	12 718	353	18	(D)	(D)	EE	5	(D)
5032	Brick, stone, and related construction materials -----	10	24 284	2 908	101	7	13 771	2 457	86	3	10 513
5033	Roofing, siding, and insulation materials -----	11	(D)	(D)	EE	10	(D)	(D)	EE	1	(D)
5039	Construction materials, n.e.c. -----	12	(D)	(D)	EE	8	42 435	5 461	219	4	(D)

WHOLESALE TRADE—GEOGRAPHIC AREA SERIES

Table 5. Summary Statistics for Places With 200 Establishments or More: 1992 – Con.

[For meaning of abbreviations and symbols, see introductory text. For explanation of terms and comparability of 1987 and 1992 censuses, see appendix A. For information on geographic areas followed by ▲, see appendix F]

SIC code	Geographic area and kind of business	Estab-lish-ments (number)	Sales (\$1,000)	Annual payroll (\$1,000)	Paid employees for pay period including March 12 (number)	Merchant wholesalers			Other operating types		
						Estab-lish-ments (number)	Sales (\$1,000)	Annual payroll (\$1,000)	Paid employees for pay period including March 12 (number)	Estab-lish-ments (number)	Sales (\$1,000)
	TAMPA—Con.										
51	Nondurable goods—Con.										
519	Miscellaneous nondurable goods -----	86	1 304 617	30 069	770	66	1 151 615	24 834	617	20	153 002
5191	Farm supplies -----	23	1 152 292	16 747	242	20	(D)	(D)	CC	3	(D)
5192	Books, periodicals, and newspapers -----	9	(D)	(D)	CC	5	(D)	(D)	CC	4	(D)
5193	Flowers, nursery stock, and florists' supplies -----	12	15 293	2 186	100	11	(D)	(D)	BB	1	(D)
5194	Tobacco and tobacco products -----	5	(D)	(D)	BB	4	27 103	1 685	50	1	(D)
5198	Paints, varnishes, and supplies -----	11	17 209	2 162	94	6	(D)	(D)	BB	5	(D)
5199	Nondurable goods, n.e.c. -----	26	(D)	(D)	BB	20	11 628	2 124	80	6	(D)
	WEST PALM BEACH										
	Wholesale trade -----	265	1 151 912	78 732	2 779	234	642 925	60 509	2 169	31	508 987
50	Durable goods -----	181	706 882	43 451	1 640	160	253 356	28 111	1 127	21	453 526
501	Motor vehicles and motor vehicle parts and supplies -----	30	415 289	6 491	464	28	(D)	(D)	CC	2	(D)
502	Furniture and home furnishings -----	23	12 403	1 961	94	21	(D)	(D)	BB	2	(D)
503	Lumber and other construction materials -----	10	24 888	2 361	81	9	(D)	(D)	BB	1	(D)
504	Professional and commercial equipment and supplies -----	25	93 779	17 856	428	18	38 753	6 999	241	7	55 026
505	Metals and minerals, except petroleum -----	7	14 531	1 199	42	7	14 531	1 199	42	—	—
506	Electrical goods -----	28	52 324	6 074	217	24	47 985	5 501	193	4	4 339
507	Hardware, and plumbing and heating equipment and supplies -----	15	22 228	1 925	79	14	(D)	(D)	BB	1	(D)
508	Machinery, equipment, and supplies -----	25	56 578	4 199	164	22	53 969	4 092	160	3	2 609
509	Miscellaneous durable goods -----	18	14 862	1 385	71	17	(D)	(D)	BB	1	(D)
51	Nondurable goods -----	84	445 030	35 281	1 139	74	389 569	32 398	1 042	10	55 461
511	Paper and paper products -----	9	31 199	2 175	107	9	31 199	2 175	107	—	—
512	Drugs, drug proprietaries, and druggists' sundries -----	5	(D)	(D)	BB	5	(D)	(D)	BB	—	—
513	Apparel, piece goods, and notions -----	6	3 747	438	28	5	(D)	(D)	BB	1	(D)
514	Groceries and related products -----	27	211 846	15 087	473	21	158 817	12 667	396	6	53 029
515	Farm-product raw materials -----	1	(D)	(D)	AA	1	(D)	(D)	AA	—	—
516	Chemicals and allied products -----	9	15 443	1 899	86	8	(D)	(D)	BB	1	(D)
517	Petroleum and petroleum products -----	3	5 141	755	31	3	5 141	755	31	—	—
518	Beer, wine, and distilled alcoholic beverages -----	3	(D)	(D)	CC	3	(D)	(D)	CC	—	—
519	Miscellaneous nondurable goods -----	21	(D)	(D)	CC	19	(D)	(D)	CC	2	(D)

Table 6. Summary Statistics for Counties With 200 Establishments or More: 1992

[For meaning of abbreviations and symbols, see introductory text. For explanation of terms and comparability of 1987 and 1992 censuses, see appendix A. For information on geographic areas followed by ▲, see appendix F]

SIC code	Geographic area and kind of business	Estab-lish-ments (number)	Sales (\$1,000)	Annual payroll (\$1,000)	Paid employees for pay period including March 12 (number)	Merchant wholesalers			Other operating types		
						Estab-lish-ments (number)	Sales (\$1,000)	Annual payroll (\$1,000)	Paid employees for pay period including March 12 (number)	Estab-lish-ments (number)	Sales (\$1,000)
	ALACHUA COUNTY (Coextensive with Gainesville, FL MSA; see table 7.)										
	BAY COUNTY (Coextensive with Panama City, FL MSA; see table 7.)										
	BREVARD COUNTY (Coextensive with Melbourne–Titusville–Palm Bay, FL MSA; see table 7.)										
	BROWARD COUNTY (Coextensive with Fort Lauderdale, FL PMSA; see table 7.)										
	COLLIER COUNTY (Coextensive with Naples, FL MSA; see table 7.)										
	DADE COUNTY (Coextensive with Miami, FL PMSA; see table 7.)										
	DUVAL COUNTY										
	Wholesale trade -----	1 577	11 327 784	627 444	22 322	1 262	6 046 130	421 172	15 894	315	5 281 654
50	Durable goods -----	1 109	4 712 512	353 896	12 199	935	3 445 948	284 934	10 528	174	1 266 564
501	Motor vehicles and motor vehicle parts and supplies -----	180	1 717 283	70 634	2 543	167	(D)	(D)	GG	13	(D)
5012	Automobiles and other motor vehicles -----	36	944 951	16 495	554	33	927 373	15 617	515	3	17 578
5013	Motor vehicle supplies and new parts -----	94	631 968	44 389	1 598	88	(D)	(D)	GG	6	(D)
5014	Tires and tubes -----	32	130 852	8 261	299	28	(D)	(D)	EE	4	(D)
5015	Motor vehicle parts, used -----	18	9 512	1 489	92	18	9 512	1 489	92	-	-
502	Furniture and homefurnishings -----	53	126 422	14 746	557	46	(D)	(D)	FF	7	(D)
5021	Furniture -----	29	(D)	(D)	EE	24	68 841	9 225	343	5	(D)
5023	Homefurnishings -----	24	(D)	(D)	CC	22	(D)	(D)	CC	2	(D)
503	Lumber and other construction materials -----	92	527 438	24 348	837	68	(D)	(D)	FF	24	(D)
5031	Lumber, plywood, millwork, and wood panels -----	44	420 285	15 060	480	32	(D)	(D)	EE	12	(D)
5032	Brick, stone, and related construction materials -----	21	(D)	(D)	CC	15	22 456	3 338	118	6	(D)
5033	Roofing, siding, and insulation materials -----	15	(D)	(D)	CC	12	(D)	(D)	CC	3	12 504
5039	Construction materials, n.e.c. -----	12	(D)	(D)	BB	9	(D)	(D)	BB	3	(D)
504	Professional and commercial equipment and supplies -----	182	528 877	80 949	2 360	152	(D)	(D)	GG	30	(D)
5043	Photographic equipment and supplies -----	4	9 418	840	45	4	9 418	840	45	-	-
5044	Office equipment -----	49	(D)	(D)	FF	44	(D)	(D)	FF	5	(D)
5045	Computers and computer peripheral equipment and software -----	57	161 574	28 519	605	45	48 791	7 697	270	12	112 783
5046	Commercial equipment, n.e.c. -----	16	(D)	(D)	CC	14	(D)	(D)	CC	2	(D)
5047	Medical, dental, and hospital equipment and supplies -----	42	188 992	20 475	527	32	161 162	17 423	469	10	27 830
5048	Ophthalmic goods -----	7	32 584	3 763	125	6	(D)	(D)	CC	1	(D)
5049	Professional equipment and supplies, n.e.c. -----	7	(D)	(D)	BB	7	(D)	(D)	BB	-	-
505	Metals and minerals, except petroleum -----	46	274 628	11 526	409	35	(D)	(D)	EE	11	(D)
5051	Metals service centers and offices -----	45	(D)	(D)	EE	34	142 670	9 612	353	11	(D)
5052	Coal and other minerals and ores -----	1	(D)	(D)	AA	1	(D)	(D)	AA	-	-
506	Electrical goods -----	107	409 095	30 691	1 145	81	260 663	23 024	952	26	148 432
5063	Electrical apparatus and equipment, wiring supplies, and construction materials -----	57	231 944	17 409	600	39	(D)	(D)	EE	18	(D)
5064	Electrical appliances, television and radio sets -----	10	58 108	5 622	268	10	58 108	5 622	268	-	-
5065	Electronic parts and equipment, n.e.c. -----	40	119 043	7 660	277	32	(D)	(D)	CC	8	(D)
507	Hardware, and plumbing and heating equipment and supplies -----	124	307 136	28 546	1 087	99	200 993	22 684	918	25	106 143
5072	Hardware -----	36	92 495	10 702	399	30	(D)	(D)	EE	6	(D)
5074	Plumbing and heating equipment and supplies (hydronics) -----	39	133 266	10 268	382	29	75 628	8 463	326	10	57 638
5075	Warm air heating and air-conditioning equipment and supplies -----	40	(D)	(D)	EE	34	(D)	(D)	CC	6	(D)
5078	Refrigeration equipment and supplies -----	9	(D)	(D)	BB	6	(D)	(D)	BB	3	(D)

Table 6. Summary Statistics for Counties With 200 Establishments or More: 1992 — Con.

[For meaning of abbreviations and symbols, see introductory text. For explanation of terms and comparability of 1987 and 1992 censuses, see appendix A. For information on geographic areas followed by ▲, see appendix F]

SIC code	Geographic area and kind of business	Estab-lish-ments (number)	Sales (\$1,000)	Annual payroll (\$1,000)	Paid employees for pay period including March 12 (number)	Merchant wholesalers			Other operating types		
						Estab-lish-ments (number)	Sales (\$1,000)	Annual payroll (\$1,000)	Paid employees for pay period including March 12 (number)	Estab-lish-ments (number)	Sales (\$1,000)
DUVAL COUNTY — Con.											
50	Durable goods — Con.										
508	Machinery, equipment, and supplies -----	253	663 553	74 395	2 570	219	485 701	67 132	2 371	34	177 852
5082	Construction and mining (except petroleum) machinery and equipment -----	21	(D)	(D)	FF	19	138 475	19 756	629	2	(D)
5083	Farm and garden machinery and equipment -----	19	46 289	4 952	196	19	46 289	4 952	196	—	—
5084	Industrial machinery and equipment -----	102	173 645	20 938	672	86	(D)	(D)	FF	16	(D)
5085	Industrial supplies -----	67	206 597	18 491	648	55	(D)	(D)	FF	12	(D)
5087	Service establishment equipment and supplies -----	28	38 733	6 833	289	25	24 278	5 933	275	3	14 455
5088	Transportation equipment and supplies, except motor vehicles -----	16	(D)	(D)	CC	15	(D)	(D)	CC	1	(D)
509	Miscellaneous durable goods -----	72	158 080	18 061	691	68	145 758	17 360	666	4	12 322
5091	Sporting and recreational goods and supplies -----	22	27 312	2 830	182	21	(D)	(D)	CC	1	(D)
5092	Toys and hobby goods and supplies -----	4	(D)	(D)	BB	4	(D)	(D)	BB	—	—
5093	Scrap and waste materials -----	22	88 243	6 581	336	22	88 243	6 581	336	—	—
5094	Jewelry, watches, precious stones, and precious metals -----	6	1 328	379	24	6	1 328	379	24	—	—
5099	Durable goods, n.e.c. -----	18	(D)	(D)	BB	15	(D)	(D)	BB	3	(D)
51	Nondurable goods -----	468	6 615 272	273 548	10 123	327	2 600 182	136 238	5 366	141	4 015 090
511	Paper and paper products -----	84	940 574	33 167	1 162	61	225 578	17 813	757	23	714 996
5111	Printing and writing paper -----	12	(D)	(D)	CC	8	(D)	(D)	CC	4	(D)
5112	Stationery and office supplies -----	43	(D)	(D)	FF	33	(D)	(D)	EE	10	(D)
5113	Industrial and personal service paper -----	29	629 750	16 285	447	20	(D)	(D)	CC	9	(D)
512	Drugs, drug proprietaries, and druggists' sundries -----	20	1 164 483	34 045	1 244	13	571 624	5 268	249	7	592 859
5122	Drugs, drug proprietaries, and druggists' sundries -----	20	1 164 483	34 045	1 244	13	571 624	5 268	249	7	592 859
513	Apparel, piece goods, and notions -----	23	42 732	2 995	156	15	17 411	1 512	78	8	25 321
5131	Piece goods, notions, and other dry goods -----	5	(D)	(D)	BB	4	4 935	477	20	1	(D)
5136	Men's and boys' clothing and furnishings -----	9	26 442	1 957	113	6	(D)	(D)	BB	3	(D)
5137	Women's, children's, and infants' clothing and accessories -----	6	(D)	(D)	AA	3	(D)	(D)	AA	3	4 284
5139	Footwear -----	3	1 548	371	13	2	(D)	(D)	AA	1	(D)
514	Groceries and related products -----	134	2 467 228	92 965	3 898	85	850 463	45 770	1 790	49	1 616 765
5141	Groceries, general line -----	16	(D)	(D)	EE	11	(D)	(D)	EE	5	256 068
5142	Packages, frozen food -----	16	(D)	(D)	EE	9	(D)	(D)	EE	7	(D)
5143	Dairy products, except dried or canned -----	9	(D)	(D)	CC	3	(D)	(D)	BB	6	(D)
5144	Poultry and poultry products -----	3	(D)	(D)	BB	1	(D)	(D)	BB	2	(D)
5145	Confectionery -----	5	(D)	(D)	EE	4	(D)	(D)	BB	1	(D)
5146	Fish and seafoods -----	13	50 355	2 588	121	13	50 355	2 588	121	—	—
5147	Meats and meat products -----	13	(D)	(D)	CC	10	71 013	2 294	89	3	(D)
5148	Fresh fruits and vegetables -----	20	155 719	9 120	445	16	(D)	(D)	EE	4	(D)
5149	Groceries and related products, n.e.c. -----	39	1 263 283	40 725	1 889	18	154 649	6 933	344	21	1 108 634
515	Farm-product raw materials -----	4	(D)	(D)	BB	4	(D)	(D)	BB	—	—
5153	Grain and field beans -----	2	(D)	(D)	BB	2	(D)	(D)	BB	—	—
5154	Livestock -----	—	(D)	(D)	—	—	(D)	(D)	—	—	—
5159	Farm-product raw materials, n.e.c. -----	2	(D)	(D)	AA	2	(D)	(D)	AA	—	—
516	Chemicals and allied products -----	47	299 851	35 029	849	31	104 829	10 299	355	16	195 022
5162	Plastics materials and basic forms and shapes -----	14	36 144	4 180	145	11	(D)	(D)	CC	3	(D)
5169	Chemicals and allied products, n.e.c. -----	33	263 707	30 849	704	20	(D)	(D)	CC	13	(D)
517	Petroleum and petroleum products -----	37	781 127	16 051	565	25	(D)	(D)	EE	12	(D)
5171	Petroleum bulk stations and terminals -----	28	649 366	11 268	400	17	(D)	(D)	EE	11	(D)
5172	Petroleum and petroleum products wholesalers, except bulk stations and terminals -----	9	131 761	4 783	165	8	(D)	(D)	CC	1	(D)
518	Beer, wine, and distilled alcoholic beverages -----	10	263 601	18 268	546	9	(D)	(D)	FF	1	(D)
5181	Beer and ale -----	4	(D)	(D)	EE	4	(D)	(D)	EE	—	—
5182	Wine and distilled alcoholic beverages -----	6	(D)	(D)	CC	5	(D)	(D)	CC	1	(D)
519	Miscellaneous nondurable goods -----	109	(D)	(D)	GG	84	(D)	(D)	GG	25	(D)
5191	Farm supplies -----	23	33 995	3 061	126	20	22 330	2 502	105	3	11 665
5192	Books, periodicals, and newspapers -----	12	(D)	(D)	CC	8	24 930	3 383	121	4	(D)
5193	Flowers, nursery stock, and florists' supplies -----	16	(D)	(D)	CC	15	(D)	(D)	CC	1	(D)
5194	Tobacco and tobacco products -----	15	186 976	10 416	398	2	(D)	(D)	BB	3	(D)
5198	Paints, varnishes, and supplies -----	4	(D)	(D)	CC	5	(D)	(D)	BB	9	(D)
5199	Nondurable goods, n.e.c. -----	39	241 579	14 458	670	34	(D)	(D)	FF	5	(D)
ESCAMBA COUNTY											
	Wholesale trade -----	434	1 298 888	110 033	4 754	375	1 053 476	88 429	4 084	59	245 412
50	Durable goods -----	301	608 837	64 269	2 629	266	477 368	52 902	2 372	35	131 469
501	Motor vehicles and motor vehicle parts and supplies -----	60	(D)	(D)	EE	58	(D)	(D)	EE	2	(D)
502	Furniture and home furnishings -----	12	(D)	(D)	BB	12	(D)	(D)	BB	—	—
503	Lumber and other construction materials -----	29	87 970	7 180	303	25	78 725	6 326	274	4	9 245
504	Professional and commercial equipment and supplies -----	51	101 654	15 850	565	43	(D)	(D)	EE	8	(D)
505	Metals and minerals, except petroleum -----	4	11 618	847	47	4	11 618	847	47	—	—
506	Electrical goods -----	32	(D)	(D)	EE	28	(D)	(D)	CC	4	13 969

WHOLESALE TRADE—GEOGRAPHIC AREA SERIES

FLORIDA FL-45

Table 6. Summary Statistics for Counties With 200 Establishments or More: 1992 — Con.

[For meaning of abbreviations and symbols, see introductory text. For explanation of terms and comparability of 1987 and 1992 censuses, see appendix A. For information on geographic areas followed by ▲, see appendix F]

SIC code	Geographic area and kind of business	Establishments (number)	Sales (\$1,000)	Annual payroll (\$1,000)	Paid employees for pay period including March 12 (number)	Merchant wholesalers				Other operating types	
						Establishments (number)	Sales (\$1,000)	Annual payroll (\$1,000)	Paid employees for pay period including March 12 (number)	Establishments (number)	Sales (\$1,000)
HILLSBOROUGH COUNTY—Con.											
51	Nondurable goods	845	10 362 416	377 528	14 315	649	4 954 993	260 422	10 593	196	5 407 423
511	Paper and paper products	104	395 110	37 134	1 314	80	231 458	24 957	967	24	163 652
5111	Printing and writing paper	16	116 037	11 379	364	13	(D)	(D)	CC	3	(D)
5112	Stationery and office supplies	52	156 666	17 640	666	40	98 889	12 343	512	12	57 777
5113	Industrial and personal service paper	36	122 407	8 115	284	27	(D)	(D)	CC	9	(D)
512	Drugs, drug proprietaries, and druggists' sundries	32	793 148	15 817	682	27	725 473	11 623	542	5	67 675
5122	Drugs, drug proprietaries, and druggists' sundries	32	793 148	15 817	682	27	725 473	11 623	542	5	67 675
513	Apparel, piece goods, and notions	37	44 756	6 653	368	31	(D)	(D)	CC	6	(D)
5131	Piece goods, notions, and other dry goods	8	16 428	2 806	127	7	(D)	(D)	CC	1	(D)
5136	Men's and boys' clothing and furnishings	12	(D)	(D)	CC	9	7 400	531	46	3	(D)
5137	Women's, children's, and infants' clothing and accessories	14	(D)	(D)	BB	12	5 093	578	40	2	(D)
5139	Footwear	3	928	81	2	3	928	81	2	—	—
514	Groceries and related products	304	4 464 423	170 583	7 145	229	1 560 827	108 571	5 031	75	2 903 596
5141	Groceries, general line	28	392 201	19 664	818	21	(D)	(D)	FF	7	(D)
5142	Packaged frozen foods	34	549 460	20 684	640	20	233 174	14 694	423	14	316 286
5143	Dairy products, except dried or canned	17	391 651	10 971	378	11	92 103	3 669	148	6	299 548
5144	Poultry and poultry products	12	87 470	3 641	156	10	(D)	(D)	CC	2	(D)
5145	Confectionery	11	109 479	7 752	410	7	(D)	(D)	BB	4	(D)
5146	Fish and seafoods	23	(D)	(D)	FF	21	79 749	9 074	638	2	(D)
5147	Meats and meat products	29	241 803	6 984	292	21	(D)	(D)	CC	8	(D)
5148	Fresh fruits and vegetables	74	535 889	32 226	1 736	69	(D)	(D)	GG	5	(D)
5149	Groceries and related products, n.e.c.	76	(D)	(D)	GG	49	460 646	28 542	1 119	27	(D)
515	Farm-product raw materials	12	(D)	(D)	BB	10	(D)	(D)	BB	2	(D)
5153	Grain and field beans	7	(D)	(D)	BB	6	8 919	709	27	1	(D)
5154	Livestock	2	(D)	(D)	BB	1	(D)	(D)	AA	1	(D)
5159	Farm-product raw materials, n.e.c.	3	(D)	(D)	AA	3	(D)	(D)	AA	—	—
516	Chemicals and allied products	90	257 403	19 214	701	65	147 256	12 710	525	25	110 147
5162	Plastics materials and basic forms and shapes	17	80 238	5 719	200	13	(D)	(D)	CC	4	(D)
5169	Chemicals and allied products, n.e.c.	73	177 165	13 495	501	52	(D)	(D)	EE	21	(D)
517	Petroleum and petroleum products	55	1 589 504	19 645	652	35	249 330	10 945	423	20	1 340 174
5171	Petroleum bulk stations and terminals	39	1 341 125	16 591	558	23	191 200	8 982	353	16	1 149 925
5172	Petroleum and petroleum products wholesalers, except bulk stations and terminals	16	248 379	3 054	94	12	58 130	1 963	70	4	190 249
518	Beer, wine, and distilled alcoholic beverages	17	641 822	44 370	1 281	15	(D)	(D)	GG	2	(D)
5181	Beer and ale	5	(D)	(D)	EE	5	(D)	(D)	EE	—	—
5182	Wine and distilled alcoholic beverages	12	(D)	(D)	FF	10	396 948	27 052	816	2	(D)
519	Miscellaneous nondurable goods	194	(D)	(D)	GG	157	(D)	(D)	GG	37	659 856
5191	Farm supplies	54	1 523 449	31 846	731	46	(D)	(D)	EE	8	(D)
5192	Books, periodicals, and newspapers	14	72 119	4 741	191	10	(D)	(D)	CC	4	(D)
5193	Flowers, nursery stock, and florists' supplies	28	35 260	4 566	204	26	(D)	(D)	CC	2	(D)
5194	Tobacco and tobacco products	11	287 009	9 346	408	9	(D)	(D)	EE	2	(D)
5198	Paints, varnishes, and supplies	19	154 518	3 669	145	10	22 783	2 282	91	9	131 735
5199	Nondurable goods, n.e.c.	68	(D)	(D)	EE	56	(D)	(D)	EE	12	(D)
LAKE COUNTY											
	Wholesale trade	236	742 333	44 480	2 111	209	648 247	40 056	1 955	27	94 086
50	Durable goods	160	(D)	(D)	GG	143	(D)	(D)	GG	17	(D)
501	Motor vehicles and motor vehicle parts and supplies	33	(D)	(D)	CC	33	(D)	(D)	CC	—	—
502	Furniture and home furnishings	7	4 344	337	34	6	(D)	(D)	AA	1	(D)
503	Lumber and other construction materials	11	(D)	(D)	BB	10	(D)	(D)	BB	1	(D)
504	Professional and commercial equipment and supplies	21	(D)	(D)	CC	19	(D)	(D)	CC	2	(D)
505	Metals and minerals, except petroleum	6	(D)	(D)	CC	5	(D)	(D)	CC	1	(D)
506	Electrical goods	19	135 113	7 374	329	15	(D)	(D)	EE	4	(D)
507	Hardware, and plumbing and heating equipment and supplies	16	(D)	(D)	BB	13	(D)	(D)	BB	3	(D)
508	Machinery, equipment, and supplies	31	28 075	3 275	150	29	(D)	(D)	CC	2	(D)
509	Miscellaneous durable goods	16	(D)	(D)	BB	13	(D)	(D)	BB	3	(D)
51	Nondurable goods	76	(D)	(D)	FF	66	(D)	(D)	FF	10	(D)
511	Paper and paper products	2	(D)	(D)	AA	2	(D)	(D)	AA	—	—
512	Drugs, drug proprietaries, and druggists' sundries	3	(D)	(D)	AA	3	(D)	(D)	AA	—	—
513	Apparel, piece goods, and notions	7	(D)	(D)	BB	6	(D)	(D)	BB	1	(D)
514	Groceries and related products	18	311 597	7 850	410	15	283 863	6 589	386	3	27 734
515	Farm-product raw materials	—	—	—	—	—	—	—	—	—	—
516	Chemicals and allied products	1	(D)	(D)	BB	1	(D)	(D)	BB	—	—
517	Petroleum and petroleum products	9	60 325	3 103	151	8	(D)	(D)	CC	1	(D)
518	Beer, wine, and distilled alcoholic beverages	—	—	—	—	—	—	—	—	—	—
519	Miscellaneous nondurable goods	36	(D)	(D)	CC	31	(D)	(D)	CC	5	(D)
LEE COUNTY (Coextensive with Fort Myers—Cape Coral, FL MSA; see table 7.)											

Table 6. Summary Statistics for Counties With 200 Establishments or More: 1992 — Con.

[For meaning of abbreviations and symbols, see introductory text. For explanation of terms and comparability of 1987 and 1992 censuses, see appendix A. For information on geographic areas followed by ▲, see appendix F]

SIC code	Geographic area and kind of business	Estab-lish-ments (number)	Sales (\$1,000)	Annual payroll (\$1,000)	Paid employees for pay period including March 12 (number)	Merchant wholesalers			Other operating types		
						Estab-lish-ments (number)	Sales (\$1,000)	Annual payroll (\$1,000)	Paid employees for pay period including March 12 (number)	Estab-lish-ments (number)	Sales (\$1,000)
LEON COUNTY											
	Wholesale trade -----	306	805 067	80 378	3 021	270	(D)	(D)	GG	36	(D)
50	Durable goods -----	219	(D)	(D)	GG	195	(D)	(D)	GG	24	(D)
501	Motor vehicles and motor vehicle parts and supplies -----	42	(D)	(D)	EE	41	(D)	(D)	EE	1	(D)
502	Furniture and homefurnishings -----	5	(D)	(D)	BB	5	(D)	(D)	BB	—	—
503	Lumber and other construction materials -----	23	(D)	(D)	CC	21	(D)	(D)	CC	2	(D)
504	Professional and commercial equipment and supplies -----	58	(D)	(D)	FF	49	(D)	(D)	EE	9	133 300
505	Metals and minerals, except petroleum -----	4	(D)	(D)	AA	2	(D)	(D)	AA	2	(D)
506	Electrical goods -----	27	61 616	4 364	179	21	45 671	3 489	155	6	15 945
507	Hardware, and plumbing and heating equipment and supplies -----	22	38 757	3 370	154	22	38 757	3 370	154	—	—
508	Machinery, equipment, and supplies -----	25	45 592	5 938	245	23	(D)	(D)	CC	2	(D)
509	Miscellaneous durable goods -----	13	(D)	(D)	BB	11	(D)	(D)	BB	2	(D)
51	Nondurable goods -----	87	(D)	(D)	GG	75	(D)	(D)	FF	12	(D)
511	Paper and paper products -----	25	54 579	5 332	238	22	(D)	(D)	CC	3	(D)
512	Drugs, drug proprietaries, and druggists' sundries -----	1	(D)	(D)	AA	1	(D)	(D)	AA	—	—
513	Apparel, piece goods, and notions -----	8	6 353	1 310	69	8	6 353	1 310	69	—	—
514	Groceries and related products -----	20	(D)	(D)	EE	16	(D)	(D)	EE	4	(D)
515	Farm-product raw materials -----	1	(D)	(D)	AA	—	—	—	AA	1	(D)
516	Chemicals and allied products -----	4	3 849	522	24	3	(D)	(D)	AA	1	(D)
517	Petroleum and petroleum products -----	6	(D)	(D)	BB	6	(D)	(D)	BB	—	—
518	Beer, wine, and distilled alcoholic beverages -----	4	39 991	4 055	148	4	39 991	4 055	148	—	—
519	Miscellaneous nondurable goods -----	18	49 923	2 683	131	15	(D)	(D)	CC	3	(D)
MANATEE COUNTY											
	Wholesale trade -----	241	1 115 600	51 124	2 037	206	410 073	38 655	1 618	35	705 527
50	Durable goods -----	160	295 227	31 172	1 260	139	213 416	26 994	1 105	21	81 811
501	Motor vehicles and motor vehicle parts and supplies -----	27	32 304	3 046	214	26	(D)	(D)	CC	1	(D)
502	Furniture and homefurnishings -----	10	10 444	1 140	56	10	10 444	1 140	56	—	—
503	Lumber and other construction materials -----	8	40 189	3 517	152	6	(D)	(D)	BB	2	(D)
504	Professional and commercial equipment and supplies -----	26	16 194	2 917	145	25	(D)	(D)	CC	1	(D)
505	Metals and minerals, except petroleum -----	5	8 360	236	12	3	(D)	(D)	AA	2	(D)
506	Electrical goods -----	22	95 155	10 929	297	20	(D)	(D)	EE	2	(D)
507	Hardware, and plumbing and heating equipment and supplies -----	12	19 648	2 880	95	10	(D)	(D)	BB	2	(D)
508	Machinery, equipment, and supplies -----	40	66 272	5 910	250	32	40 460	4 972	228	8	25 812
509	Miscellaneous durable goods -----	10	6 661	597	39	7	(D)	(D)	BB	3	(D)
51	Nondurable goods -----	81	820 373	19 952	777	67	196 657	11 661	513	14	623 716
511	Paper and paper products -----	6	2 457	573	35	6	2 457	573	35	—	—
512	Drugs, drug proprietaries, and druggists' sundries -----	2	(D)	(D)	AA	2	(D)	(D)	AA	—	—
513	Apparel, piece goods, and notions -----	3	3 137	157	6	3	3 137	157	6	—	—
514	Groceries and related products -----	26	471 965	9 653	354	19	(D)	(D)	CC	7	(D)
515	Farm-product raw materials -----	1	(D)	(D)	AA	1	(D)	(D)	AA	—	—
516	Chemicals and allied products -----	9	14 431	800	28	8	(D)	(D)	BB	1	(D)
517	Petroleum and petroleum products -----	7	(D)	(D)	BB	6	(D)	(D)	BB	1	(D)
518	Beer, wine, and distilled alcoholic beverages -----	1	(D)	(D)	BB	1	(D)	(D)	BB	—	—
519	Miscellaneous nondurable goods -----	26	(D)	(D)	CC	21	(D)	(D)	CC	5	(D)
MARION COUNTY (Coextensive with Ocala, FL MSA; see table 7.)											

Table 6. Summary Statistics for Counties With 200 Establishments or More: 1992 — Con.

[For meaning of abbreviations and symbols, see introductory text. For explanation of terms and comparability of 1987 and 1992 censuses, see appendix A. For information on geographic areas followed by ▲, see appendix F]

SIC code	Geographic area and kind of business	Estab-lish-ments (number)	Sales (\$1,000)	Annual payroll (\$1,000)	Paid employees for pay period including March 12 (number)	Merchant wholesalers				Other operating types	
						Estab-lish-ments (number)	Sales (\$1,000)	Annual payroll (\$1,000)	Paid employees for pay period including March 12 (number)	Estab-lish-ments (number)	Sales (\$1,000)
ORANGE COUNTY											
	Wholesale trade -----	1 916	18 607 483	715 005	25 365	1 498	8 056 573	516 953	19 634	418	10 550 910
50	Durable goods -----	1 349	12 488 986	445 306	15 158	1 072	4 475 073	317 312	11 579	277	8 013 913
501	Motor vehicles and motor vehicle parts and supplies -----	237	8 218 526	80 627	3 456	212	(D)	(D)	GG	25	(D)
5012	Automobiles and other motor vehicles -----	69	7 658 148	41 516	1 881	57	(D)	(D)	FF	12	(D)
5013	Motor vehicle supplies and new parts -----	120	491 610	30 422	1 207	109	385 271	24 984	1 062	11	106 339
5014	Tires and tubes -----	15	(D)	(D)	CC	13	42 228	3 159	117	2	(D)
5015	Motor vehicle parts, used -----	33	(D)	(D)	CC	33	(D)	(D)	CC	—	—
502	Furniture and home furnishings -----	84	168 012	17 565	671	74	141 833	16 826	644	10	26 179
5021	Furniture -----	29	61 663	7 737	269	24	46 849	7 283	254	5	14 814
5023	Home furnishings -----	55	106 349	9 828	402	50	94 984	9 543	390	5	11 365
503	Lumber and other construction materials -----	87	399 098	26 579	932	63	316 403	20 807	734	24	82 695
5031	Lumber, plywood, millwork, and wood panels -----	33	237 685	13 650	533	26	(D)	(D)	EE	7	(D)
5032	Brick, stone, and related construction materials -----	17	20 096	2 343	81	13	(D)	(D)	BB	4	(D)
5033	Roofing, siding, and insulation materials -----	17	68 799	5 027	150	11	(D)	(D)	CC	6	(D)
5039	Construction materials, n.e.c. -----	20	72 518	5 559	168	13	(D)	(D)	CC	7	(D)
504	Professional and commercial equipment and supplies -----	237	999 859	113 863	3 161	183	663 750	57 853	2 028	54	336 109
5043	Photographic equipment and supplies -----	7	27 041	1 607	64	5	(D)	(D)	BB	2	(D)
5044	Office equipment -----	40	254 436	24 961	862	34	209 764	15 710	629	6	44 672
5045	Computers and computer peripheral equipment and software -----	82	388 371	59 320	1 315	59	174 280	20 382	596	23	214 091
5046	Commercial equipment, n.e.c. -----	22	42 589	4 318	199	17	(D)	(D)	CC	5	(D)
5047	Medical, dental, and hospital equipment and supplies -----	56	242 502	18 528	496	44	201 930	12 937	417	12	40 572
5048	Ophthalmic goods -----	7	12 377	1 955	106	6	(D)	(D)	BB	1	(D)
5049	Professional equipment and supplies, n.e.c. -----	23	32 543	3 174	119	18	(D)	(D)	CC	5	(D)
505	Metals and minerals, except petroleum -----	35	180 663	10 645	363	29	123 940	8 962	314	6	56 723
5051	Metals service centers and offices -----	33	(D)	(D)	EE	27	(D)	(D)	EE	6	56 723
5052	Coal and other minerals and ores -----	2	(D)	(D)	AA	2	(D)	(D)	AA	—	—
506	Electrical goods -----	214	1 384 732	80 900	2 446	137	913 228	57 760	1 904	77	471 504
5063	Electrical apparatus and equipment, wiring supplies, and construction materials -----	80	849 299	39 787	1 031	52	720 365	30 553	804	28	128 934
5064	Electrical appliances, television and radio sets -----	13	34 007	2 887	115	10	(D)	(D)	CC	3	(D)
5065	Electronic parts and equipment, n.e.c. -----	121	501 426	38 226	1 300	75	(D)	(D)	FF	46	(D)
507	Hardware, and plumbing and heating equipment and supplies -----	105	267 816	29 808	1 104	84	204 178	25 086	944	21	63 638
5072	Hardware -----	36	67 880	8 663	328	32	(D)	(D)	EE	4	(D)
5074	Plumbing and heating equipment and supplies (hydronics) -----	36	101 646	10 194	388	26	76 294	8 653	338	10	25 352
5075	Warm air heating and air-conditioning equipment and supplies -----	29	77 728	9 787	352	23	60 699	7 102	258	6	17 029
5078	Refrigeration equipment and supplies -----	4	20 562	1 164	36	3	(D)	(D)	BB	1	(D)
508	Machinery, equipment, and supplies -----	237	580 863	60 402	2 071	191	388 660	49 058	1 727	46	192 203
5082	Construction and mining (except petroleum) machinery and equipment -----	28	97 806	9 706	330	23	(D)	(D)	EE	5	(D)
5083	Farm and garden machinery and equipment -----	28	86 368	8 111	300	26	(D)	(D)	EE	2	(D)
5084	Industrial machinery and equipment -----	91	222 016	21 940	728	70	113 051	17 807	597	21	108 965
5085	Industrial supplies -----	49	109 009	11 955	393	38	72 701	8 678	320	11	36 308
5087	Service establishment equipment and supplies -----	22	21 437	4 292	202	22	21 437	4 292	202	—	—
5088	Transportation equipment and supplies, except motor vehicles -----	19	44 227	4 398	118	12	25 396	1 925	58	7	18 831
509	Miscellaneous durable goods -----	113	289 417	24 917	954	99	(D)	(D)	FF	14	(D)
5091	Sporting and recreational goods and supplies -----	23	174 114	12 107	401	18	132 032	10 835	382	5	42 082
5092	Toys and hobby goods and supplies -----	11	14 118	2 148	73	10	(D)	(D)	BB	1	(D)
5093	Scrap and waste materials -----	25	43 857	4 454	211	25	43 857	4 454	211	—	—
5094	Jewelry, watches, precious stones, and precious metals -----	25	24 525	2 359	136	22	(D)	(D)	CC	3	(D)
5099	Durable goods, n.e.c. -----	29	32 803	3 849	133	24	(D)	(D)	CC	5	(D)
51	Nondurable goods -----	567	6 118 497	269 699	10 207	426	3 581 500	199 641	8 055	141	2 536 997
511	Paper and paper products -----	77	272 048	29 105	1 060	63	191 371	22 048	888	14	80 677
5111	Printing and writing paper -----	12	88 811	6 937	214	10	(D)	(D)	CC	2	(D)
5112	Stationery and office supplies -----	45	111 122	13 133	548	35	(D)	(D)	EE	10	(D)
5113	Industrial and personal service paper -----	20	72 115	9 035	298	18	(D)	(D)	EE	2	(D)
512	Drugs, drug proprietaries, and druggists' sundries -----	28	948 697	12 109	408	24	(D)	(D)	EE	4	(D)
5122	Drugs, drug proprietaries, and druggists' sundries -----	28	948 697	12 109	408	24	(D)	(D)	EE	4	(D)
513	Apparel, piece goods, and notions -----	35	61 012	3 539	143	27	(D)	(D)	BB	8	(D)
5131	Piece goods, notions, and other dry goods -----	13	(D)	(D)	BB	10	(D)	(D)	BB	3	(D)
5136	Men's and boys' clothing and furnishings -----	15	41 347	2 064	77	10	(D)	(D)	BB	5	(D)
5137	Women's, children's, and infants' clothing and accessories -----	5	(D)	(D)	BB	5	(D)	(D)	BB	—	—
5139	Footwear -----	2	(D)	(D)	AA	2	(D)	(D)	AA	—	—
514	Groceries and related products -----	154	2 684 626	121 446	4 889	105	1 616 816	89 649	3 752	49	1 067 810
5141	Groceries, general line -----	21	1 070 434	42 212	1 633	16	845 941	38 992	1 539	5	224 493
5142	Packaged frozen foods -----	16	282 857	9 262	350	10	190 527	6 128	240	6	92 330
5143	Dairy products, except dried or canned -----	13	246 752	10 407	312	8	(D)	(D)	CC	5	(D)
5144	Poultry and poultry products -----	3	73 015	1 197	50	1	(D)	(D)	BB	2	(D)
5145	Confectionery -----	10	(D)	(D)	FF	6	(D)	(D)	CC	4	(D)

Table 6. Summary Statistics for Counties With 200 Establishments or More: 1992 — Con.

[For meaning of abbreviations and symbols, see introductory text. For explanation of terms and comparability of 1987 and 1992 censuses, see appendix A. For information on geographic areas followed by ▲, see appendix F]

SIC code	Geographic area and kind of business	Estab-lish-ments (number)	Sales (\$1,000)	Annual payroll (\$1,000)	Paid employees for pay period including March 12 (number)	Merchant wholesalers			Other operating types	
						Estab-lish-ments (number)	Sales (\$1,000)	Annual payroll (\$1,000)	Paid employees for pay period including March 12 (number)	Estab-lish-ments (number)
ORANGE COUNTY — Con.										
51	Nondurable goods — Con.									
514	Groceries and related products — Con.									
5146	Fish and seafoods	9	22 726	1 955	81	9	22 726	1 955	81	—
5147	Meats and meat products	11	167 432	5 754	187	5	42 959	4 146	163	124 473
5148	Fresh fruits and vegetables	26	160 708	15 687	870	23	(D)	(D)	FF	3 (D)
5149	Groceries and related products, n.e.c.	45	(D)	(D)	FF	27	(D)	(D)	EE	18 368 228
515	Farm-product raw materials	1	(D)	(D)	AA	1	(D)	(D)	AA	—
5153	Grain and field beans	—	—	—	—	—	—	—	—	—
5154	Livestock	—	—	—	—	—	—	—	—	—
5159	Farm-product raw materials, n.e.c.	1	(D)	(D)	AA	1	(D)	(D)	AA	—
516	Chemicals and allied products	55	530 364	19 588	690	36	124 280	13 086	487	19 406 084
5162	Plastics materials and basic forms and shapes ...	9	45 791	2 344	80	5	6 238	840	23	4 39 553
5169	Chemicals and allied products, n.e.c.	46	484 573	17 244	610	31	118 042	12 246	464	15 366 531
517	Petroleum and petroleum products	25	442 860	7 733	309	19	(D)	(D)	CC	6 (D)
5171	Petroleum bulk stations and terminals	21	(D)	(D)	EE	16	(D)	(D)	CC	5 (D)
5172	Petroleum and petroleum products wholesalers, except bulk stations and terminals	4	(D)	(D)	BB	3	(D)	(D)	BB	1 (D)
518	Beer, wine, and distilled alcoholic beverages	9	(D)	(D)	FF	9	(D)	(D)	FF	—
5181	Beer and ale	4	157 386	13 219	461	4	157 386	13 219	461	—
5182	Wine and distilled alcoholic beverages	5	(D)	(D)	FF	5	(D)	(D)	FF	—
519	Miscellaneous nondurable goods	183	(D)	(D)	GG	142	(D)	(D)	GG	41 433 795
5191	Farm supplies	26	137 240	7 546	244	22	(D)	(D)	CC	4 (D)
5192	Books, periodicals, and newspapers	18	352 379	16 310	405	9	38 375	5 351	176	9 314 004
5193	Flowers, nursery stock, and florists' supplies	52	79 345	9 311	460	42	(D)	(D)	EE	10 (D)
5194	Tobacco and tobacco products	4	(D)	(D)	CC	4	(D)	(D)	CC	—
5198	Paints, varnishes, and supplies	25	41 363	4 797	207	14	19 073	2 869	126	11 22 290
5199	Nondurable goods, n.e.c.	58	(D)	(D)	EE	51	(D)	(D)	EE	7 (D)
PALM BEACH COUNTY (Coextensive with West Palm Beach–Boca Raton, FL MSA; see table 7.)										
PASCO COUNTY										
	Wholesale trade	247	315 471	34 701	1 617	220	269 480	31 212	1 480	27 45 991
50	Durable goods	176	188 718	23 112	1 074	157	168 921	21 833	999	19 19 797
501	Motor vehicles and motor vehicle parts and supplies	30	21 721	2 958	175	29	(D)	(D)	CC	1 (D)
502	Furniture and homefurnishings	9	(D)	(D)	BB	9	(D)	(D)	BB	—
503	Lumber and other construction materials	26	39 089	3 834	198	23	(D)	(D)	CC	3 (D)
504	Professional and commercial equipment and supplies	22	16 113	3 066	134	20	(D)	(D)	CC	2 (D)
505	Metals and minerals, except petroleum	5	(D)	(D)	AA	4	(D)	(D)	AA	1 (D)
506	Electrical goods	20	18 043	2 001	105	18	(D)	(D)	BB	2 (D)
507	Hardware, and plumbing and heating equipment and supplies	16	(D)	(D)	BB	15	(D)	(D)	BB	1 (D)
508	Machinery, equipment, and supplies	34	62 502	8 202	287	29	(D)	(D)	EE	5 (D)
509	Miscellaneous durable goods	14	(D)	(D)	BB	10	(D)	(D)	BB	4 (D)
51	Nondurable goods	71	126 753	11 589	543	63	100 559	9 379	481	8 26 194
511	Paper and paper products	11	8 840	760	52	11	8 840	760	52	—
512	Drugs, drug proprietaries, and druggists' sundries ...	4	(D)	(D)	AA	3	(D)	(D)	AA	1 (D)
513	Apparel, piece goods, and notions	2	(D)	(D)	AA	2	(D)	(D)	AA	—
514	Groceries and related products	13	49 956	4 151	180	10	(D)	(D)	CC	3 (D)
515	Farm-product raw materials	—	—	—	—	—	—	—	—	—
516	Chemicals and allied products	4	(D)	(D)	AA	3	(D)	(D)	AA	1 (D)
517	Petroleum and petroleum products	7	8 957	628	40	7	8 957	628	40	—
518	Beer, wine, and distilled alcoholic beverages	3	(D)	(D)	CC	3	(D)	(D)	CC	—
519	Miscellaneous nondurable goods	27	(D)	(D)	CC	24	(D)	(D)	CC	3 (D)

Table 6. Summary Statistics for Counties With 200 Establishments or More: 1992 – Con.

[For meaning of abbreviations and symbols, see introductory text. For explanation of terms and comparability of 1987 and 1992 censuses, see appendix A. For information on geographic areas followed by ▲, see appendix F]

SIC code	Geographic area and kind of business	Estab-lish-ments (number)	Sales (\$1,000)	Annual payroll (\$1,000)	Paid employees for pay period including March 12 (number)	Merchant wholesalers			Other operating types		
						Estab-lish-ments (number)	Sales (\$1,000)	Annual payroll (\$1,000)	Paid employees for pay period including March 12 (number)	Estab-lish-ments (number)	Sales (\$1,000)
PINELLAS COUNTY											
	Wholesale trade -----	1 606	4 509 687	340 360	13 636	1 335	2 690 741	277 652	11 578	271	1 818 946
50	Durable goods -----	1 116	2 894 868	236 337	8 900	920	1 582 986	191 170	7 389	196	1 311 882
501	Motor vehicles and motor vehicle parts and supplies -----	132	304 039	23 074	1 143	126	(D)	(D)	FF	6	(D)
5012	Automobiles and other motor vehicles -----	27	(D)	(D)	CC	24	(D)	(D)	BB	3	(D)
5013	Motor vehicle supplies and new parts -----	77	117 991	15 911	707	74	110 839	15 632	697	3	7 152
5014	Tires and tubes -----	7	(D)	(D)	BB	7	(D)	(D)	BB	-	-
5015	Motor vehicle parts, used -----	21	(D)	(D)	CC	21	(D)	(D)	CC	-	-
502	Furniture and homefurnishings -----	59	72 868	6 522	322	47	43 697	5 949	302	12	29 171
5021	Furniture -----	30	43 370	4 225	203	23	27 705	3 969	196	7	15 665
5023	Homefurnishings -----	29	29 498	2 297	119	24	15 992	1 980	106	5	13 506
503	Lumber and other construction materials -----	65	138 055	12 706	527	46	84 780	9 557	429	19	53 275
5031	Lumber, plywood, millwork, and wood panels -----	22	54 492	5 808	246	16	(D)	(D)	CC	6	(D)
5032	Brick, stone, and related construction materials -----	19	(D)	(D)	CC	15	(D)	(D)	CC	4	(D)
5033	Roofing, siding, and insulation materials -----	11	32 151	1 468	54	6	(D)	(D)	BB	5	(D)
5039	Construction materials, n.e.c. -----	13	(D)	(D)	BB	9	(D)	(D)	BB	4	(D)
504	Professional and commercial equipment and supplies -----	214	623 831	74 868	2 515	187	(D)	(D)	GG	27	(D)
5043	Photographic equipment and supplies -----	3	(D)	(D)	AA	3	(D)	(D)	AA	-	-
5044	Office equipment -----	34	99 058	11 749	471	33	(D)	(D)	EE	1	(D)
5045	Computers and computer peripheral equipment and software -----	62	175 577	20 208	568	56	140 965	18 140	511	6	34 612
5046	Commercial equipment, n.e.c. -----	27	(D)	(D)	CC	22	(D)	(D)	CC	5	(D)
5047	Medical, dental, and hospital equipment and supplies -----	68	209 039	27 577	885	57	(D)	(D)	FF	11	(D)
5048	Ophthalmic goods -----	15	65 347	8 882	342	14	(D)	(D)	CC	1	(D)
5049	Professional equipment and supplies, n.e.c. -----	5	(D)	(D)	AA	2	(D)	(D)	AA	3	(D)
505	Metals and minerals, except petroleum -----	31	92 494	5 297	208	25	(D)	(D)	CC	6	(D)
5051	Metals service centers and offices -----	30	(D)	(D)	CC	24	69 936	4 924	195	6	(D)
5052	Coal and other minerals and ores -----	1	(D)	(D)	AA	1	(D)	(D)	AA	-	-
506	Electrical goods -----	179	751 261	44 745	1 296	127	280 901	32 007	953	52	470 360
5063	Electrical apparatus and equipment, wiring supplies, and construction materials -----	74	211 074	18 523	613	55	(D)	(D)	EE	19	(D)
5064	Electrical appliances, television and radio sets -----	16	227 228	3 774	95	7	16 642	1 347	58	9	210 586
5065	Electronic parts and equipment, n.e.c. -----	89	312 959	22 448	588	65	(D)	(D)	EE	24	(D)
507	Hardware, and plumbing and heating equipment and supplies -----	87	179 929	15 277	590	75	(D)	(D)	FF	12	(D)
5072	Hardware -----	28	(D)	(D)	CC	22	(D)	(D)	CC	6	(D)
5074	Plumbing and heating equipment and supplies (hydronics) -----	23	(D)	(D)	CC	21	34 156	4 626	143	2	(D)
5075	Warm air heating and air-conditioning equipment and supplies -----	31	45 112	4 115	148	27	(D)	(D)	CC	4	(D)
5078	Refrigeration equipment and supplies -----	5	(D)	(D)	BB	5	(D)	(D)	BB	-	-
508	Machinery, equipment, and supplies -----	203	321 863	33 492	1 362	167	197 169	25 667	1 116	36	124 694
5082	Construction and mining (except petroleum) machinery and equipment -----	9	11 372	1 150	36	8	(D)	(D)	BB	1	(D)
5083	Farm and garden machinery and equipment -----	16	36 931	2 621	136	15	(D)	(D)	CC	1	(D)
5084	Industrial machinery and equipment -----	89	172 999	16 812	571	65	80 350	10 484	371	24	92 649
5085	Industrial supplies -----	35	37 410	4 209	183	30	26 185	3 481	150	5	11 225
5087	Service establishment equipment and supplies -----	26	32 038	6 061	312	24	(D)	(D)	EE	2	(D)
5088	Transportation equipment and supplies, except motor vehicles -----	28	31 113	2 639	124	25	(D)	(D)	CC	3	(D)
509	Miscellaneous durable goods -----	146	410 528	20 356	937	120	(D)	(D)	FF	26	(D)
5091	Sporting and recreational goods and supplies -----	39	254 819	6 212	225	29	27 334	3 728	162	10	227 485
5092	Toys and hobby goods and supplies -----	15	29 407	3 251	245	15	29 407	3 251	245	-	-
5093	Scrap and waste materials -----	23	19 102	2 919	169	21	(D)	(D)	CC	2	(D)
5094	Jewelry, watches, precious stones, and precious metals -----	25	(D)	(D)	CC	24	(D)	(D)	CC	1	(D)
5099	Durable goods, n.e.c. -----	44	(D)	(D)	CC	31	(D)	(D)	CC	13	(D)
51	Nondurable goods -----	490	1 614 819	104 023	4 736	415	1 107 755	86 482	4 189	75	507 064
511	Paper and paper products -----	64	79 951	7 233	392	53	55 324	6 122	342	11	24 627
5111	Printing and writing paper -----	8	16 423	587	26	5	(D)	(D)	AA	3	(D)
5112	Stationery and office supplies -----	40	46 293	5 043	282	36	42 547	4 617	266	4	3 746
5113	Industrial and personal service paper -----	16	17 235	1 603	84	12	(D)	(D)	BB	4	(D)
512	Drugs, drug proprietaries, and druggists' sundries -----	36	188 064	15 598	575	33	(D)	(D)	FF	3	(D)
5122	Drugs, drug proprietaries, and druggists' sundries -----	36	188 064	15 598	575	33	(D)	(D)	FF	3	(D)
513	Apparel, piece goods, and notions -----	53	175 521	7 403	461	46	(D)	(D)	EE	7	(D)
5131	Piece goods, notions, and other dry goods -----	13	31 514	1 634	60	10	(D)	(D)	BB	3	(D)
5136	Men's and boys' clothing and furnishings -----	15	136 097	4 402	303	12	(D)	(D)	EE	3	(D)
5137	Women's, children's, and infants' clothing and accessories -----	20	7 128	1 239	85	19	(D)	(D)	BB	1	(D)
5139	Footwear -----	5	782	128	13	5	782	128	13	-	-
514	Groceries and related products -----	117	648 182	34 141	1 521	93	420 466	24 049	1 189	24	227 716
5141	Groceries, general line -----	9	(D)	(D)	BB	7	(D)	(D)	BB	2	(D)
5142	Packaged frozen foods -----	19	(D)	(D)	EE	14	(D)	(D)	EE	5	27 140
5143	Dairy products, except dried or canned -----	7	(D)	(D)	BB	4	7 880	426	27	3	(D)
5144	Poultry and poultry products -----	2	(D)	(D)	AA	2	(D)	(D)	AA	-	-
5145	Confectionery -----	10	(D)	(D)	CC	8	(D)	(D)	BB	2	(D)

Table 6. Summary Statistics for Counties With 200 Establishments or More: 1992 — Con.

[For meaning of abbreviations and symbols, see introductory text. For explanation of terms and comparability of 1987 and 1992 censuses, see appendix A. For information on geographic areas followed by ▲, see appendix F]

SIC code	Geographic area and kind of business	Estab-lish-ments (number)	Sales (\$1,000)	Annual payroll (\$1,000)	Paid employees for pay period including March 12 (number)	Merchant wholesalers				Other operating types	
						Estab-lish-ments (number)	Sales (\$1,000)	Annual payroll (\$1,000)	Paid employees for pay period including March 12 (number)	Estab-lish-ments (number)	Sales (\$1,000)
PINELLAS COUNTY — Con.											
51	Nondurable goods — Con.										
514	Groceries and related products — Con.										
5146	Fish and seafoods	16	86 157	3 711	152	16	86 157	3 711	152	—	—
5147	Meats and meat products	8	(D)	(D)	CC	6	(D)	(D)	CC	2	(D)
5148	Fresh fruits and vegetables	9	16 111	2 090	133	8	(D)	(D)	CC	1	(D)
5149	Groceries and related products, n.e.c.	37	(D)	(D)	EE	28	57 518	4 883	234	9	(D)
515	Farm-product raw materials	3	(D)	(D)	AA	2	(D)	(D)	AA	1	(D)
5153	Grain and field beans	2	(D)	(D)	AA	2	(D)	(D)	AA	—	—
5154	Livestock	1	(D)	(D)	AA	—	—	—	—	1	(D)
5159	Farm-product raw materials, n.e.c.	—	—	—	—	—	—	—	—	—	—
516	Chemicals and allied products	55	103 555	12 342	464	49	(D)	(D)	EE	6	(D)
5162	Plastics materials and basic forms and shapes ...	14	(D)	(D)	CC	12	(D)	(D)	BB	2	(D)
5169	Chemicals and allied products, n.e.c.	41	(D)	(D)	EE	37	(D)	(D)	EE	4	(D)
517	Petroleum and petroleum products	22	136 758	4 415	216	22	136 758	4 415	216	—	—
5171	Petroleum bulk stations and terminals	15	86 406	3 169	147	15	86 406	3 169	147	—	—
5172	Petroleum and petroleum products wholesalers, except bulk stations and terminals	7	50 352	1 246	69	7	50 352	1 246	69	—	—
518	Beer, wine, and distilled alcoholic beverages	7	(D)	(D)	EE	6	(D)	(D)	EE	1	(D)
5181	Beer and ale	5	(D)	(D)	EE	4	(D)	(D)	EE	1	(D)
5182	Wine and distilled alcoholic beverages	2	(D)	(D)	AA	2	(D)	(D)	AA	—	—
519	Miscellaneous nondurable goods	133	(D)	(D)	FF	111	(D)	(D)	FF	22	(D)
5191	Farm supplies	20	26 394	3 423	157	18	(D)	(D)	CC	2	(D)
5192	Books, periodicals, and newspapers	16	29 023	3 211	188	12	(D)	(D)	CC	4	(D)
5193	Flowers, nursery stock, and florists' supplies	19	(D)	(D)	BB	19	(D)	(D)	BB	—	—
5194	Tobacco and tobacco products	3	(D)	(D)	AA	3	(D)	(D)	AA	—	—
5198	Paints, varnishes, and supplies	15	16 387	2 448	120	10	(D)	(D)	BB	5	(D)
5199	Nondurable goods, n.e.c.	60	50 477	3 483	227	49	(D)	(D)	CC	11	(D)
POLK COUNTY (Coextensive with Lakeland–Winter Haven, FL MSA; see table 7.)											
ST. LUCIE COUNTY											
	Wholesale trade	210	656 637	54 623	2 602	182	445 978	47 262	2 387	28	210 659
50	Durable goods	128	199 067	23 264	1 064	118	176 506	22 182	1 023	10	22 561
501	Motor vehicles and motor vehicle parts and supplies	21	46 327	6 263	291	20	(D)	(D)	EE	1	(D)
502	Furniture and homefurnishings	6	3 021	803	43	6	3 021	803	43	—	—
503	Lumber and other construction materials	12	21 536	1 980	77	8	(D)	(D)	BB	4	(D)
504	Professional and commercial equipment and supplies	16	31 680	3 621	157	14	(D)	(D)	CC	2	(D)
505	Metals and minerals, except petroleum	2	(D)	(D)	BB	2	(D)	(D)	BB	—	—
506	Electrical goods	10	11 902	1 448	63	10	11 902	1 448	63	—	—
507	Hardware, and plumbing and heating equipment and supplies	20	22 073	2 679	98	20	22 073	2 679	98	—	—
508	Machinery, equipment, and supplies	24	37 401	4 329	199	23	(D)	(D)	CC	1	(D)
509	Miscellaneous durable goods	17	(D)	(D)	CC	15	(D)	(D)	CC	2	(D)
51	Nondurable goods	82	457 570	31 359	1 538	64	269 472	25 080	1 364	18	188 098
511	Paper and paper products	8	8 821	1 232	56	7	(D)	(D)	BB	1	(D)
512	Drugs, drug proprietaries, and druggists' sundries ...	1	(D)	(D)	AA	1	(D)	(D)	AA	—	—
513	Apparel, piece goods, and notions	2	(D)	(D)	AA	1	(D)	(D)	AA	1	(D)
514	Groceries and related products	35	278 901	20 353	1 104	25	(D)	(D)	FF	10	(D)
515	Farm-product raw materials	—	—	—	—	—	—	—	—	—	—
516	Chemicals and allied products	8	3 037	541	43	7	(D)	(D)	BB	1	(D)
517	Petroleum and petroleum products	9	22 965	1 127	69	9	22 965	1 127	69	—	—
518	Beer, wine, and distilled alcoholic beverages	3	48 718	4 715	138	3	48 718	4 715	138	—	—
519	Miscellaneous nondurable goods	16	93 292	3 277	118	11	(D)	(D)	BB	5	(D)

Table 6. Summary Statistics for Counties With 200 Establishments or More: 1992 — Con.

[For meaning of abbreviations and symbols, see introductory text. For explanation of terms and comparability of 1987 and 1992 censuses, see appendix A. For information on geographic areas followed by ▲, see appendix F]

SIC code	Geographic area and kind of business	Estab-lish-ments (number)	Sales (\$1,000)	Annual payroll (\$1,000)	Paid employees for pay period including March 12 (number)	Merchant wholesalers				Other operating types	
						Estab-lish-ments (number)	Sales (\$1,000)	Annual payroll (\$1,000)	Paid employees for pay period including March 12 (number)	Estab-lish-ments (number)	Sales (\$1,000)
SARASOTA COUNTY											
	Wholesale trade -----	554	854 195	81 299	3 505	473	651 651	70 049	3 151	81	202 544
50	Durable goods -----	385	500 579	54 928	2 302	334	387 695	48 223	2 086	51	112 884
501	Motor vehicles and motor vehicle parts and supplies -----	47	49 378	5 016	254	46	(D)	(D)	CC	1	(D)
5012	Automobiles and other motor vehicles -----	9	20 743	599	22	9	20 743	599	22	1	—
5013	Motor vehicle supplies and new parts -----	29	(D)	(D)	CC	28	(D)	(D)	CC	1	(D)
5014	Tires and tubes -----	3	2 577	197	11	3	2 577	197	11	1	—
5015	Motor vehicle parts, used -----	6	(D)	(D)	BB	6	(D)	(D)	BB	—	—
502	Furniture and home furnishings -----	34	31 170	3 539	192	29	20 749	2 828	165	5	10 421
5021	Furniture -----	16	(D)	(D)	BB	12	9 258	980	54	4	(D)
5023	Home furnishings -----	18	(D)	(D)	CC	17	11 491	1 848	111	1	(D)
503	Lumber and other construction materials -----	39	55 328	6 462	319	34	(D)	(D)	EE	5	(D)
5031	Lumber, plywood, millwork, and wood panels -----	9	10 251	872	69	8	(D)	(D)	BB	1	(D)
5032	Brick, stone, and related construction materials -----	19	(D)	(D)	CC	16	(D)	(D)	BB	3	2 788
5033	Roofing, siding, and insulation materials -----	5	(D)	(D)	BB	5	(D)	(D)	BB	—	—
5039	Construction materials, n.e.c. -----	6	(D)	(D)	CC	5	(D)	(D)	BB	1	(D)
504	Professional and commercial equipment and supplies -----	56	83 459	11 744	372	44	(D)	(D)	EE	12	(D)
5043	Photographic equipment and supplies -----	—	—	—	—	—	—	—	—	—	—
5044	Office equipment -----	13	(D)	(D)	CC	10	(D)	(D)	CC	3	1 899
5045	Computers and computer peripheral equipment and software -----	17	24 446	2 680	83	14	(D)	(D)	BB	3	(D)
5046	Commercial equipment, n.e.c. -----	3	2 147	230	8	2	(D)	(D)	AA	1	(D)
5047	Medical, dental, and hospital equipment and supplies -----	19	(D)	(D)	BB	14	(D)	(D)	BB	5	(D)
5048	Ophthalmic goods -----	4	(D)	(D)	BB	4	(D)	(D)	BB	—	—
5049	Professional equipment and supplies, n.e.c. -----	—	—	—	—	—	—	—	—	—	—
505	Metals and minerals, except petroleum -----	13	14 338	1 521	65	12	(D)	(D)	BB	1	(D)
5051	Metals service centers and offices -----	12	(D)	(D)	BB	11	12 166	1 399	59	1	(D)
5052	Coal and other minerals and ores -----	1	(D)	(D)	AA	1	(D)	(D)	AA	—	—
506	Electrical goods -----	38	64 760	6 691	275	32	(D)	(D)	EE	6	(D)
5063	Electrical apparatus and equipment, wiring supplies, and construction materials -----	18	(D)	(D)	CC	17	(D)	(D)	CC	1	(D)
5064	Electrical appliances, television and radio sets -----	6	(D)	(D)	BB	4	5 070	1 184	53	2	(D)
5065	Electronic parts and equipment, n.e.c. -----	14	(D)	(D)	BB	11	(D)	(D)	BB	3	(D)
507	Hardware, and plumbing and heating equipment and supplies -----	42	55 482	4 749	227	38	(D)	(D)	CC	4	(D)
5072	Hardware -----	14	(D)	(D)	BB	12	(D)	(D)	BB	2	(D)
5074	Plumbing and heating equipment and supplies (hydronics) -----	17	(D)	(D)	CC	16	(D)	(D)	BB	1	(D)
5075	Warm air heating and air-conditioning equipment and supplies -----	10	11 390	1 016	47	10	11 390	1 016	47	—	—
5078	Refrigeration equipment and supplies -----	1	(D)	(D)	AA	—	—	—	—	1	(D)
508	Machinery, equipment, and supplies -----	67	93 518	9 318	336	57	70 526	8 508	314	10	22 992
5082	Construction and mining (except petroleum) machinery and equipment -----	3	(D)	(D)	AA	2	(D)	(D)	AA	1	(D)
5083	Farm and garden machinery and equipment -----	14	(D)	(D)	CC	13	(D)	(D)	CC	1	(D)
5084	Industrial machinery and equipment -----	28	27 044	3 393	130	24	22 747	3 189	126	4	4 297
5085	Industrial supplies -----	9	11 369	1 071	32	6	(D)	(D)	AA	3	(D)
5087	Service establishment equipment and supplies -----	7	(D)	(D)	BB	7	(D)	(D)	BB	—	—
5088	Transportation equipment and supplies, except motor vehicles -----	6	8 919	368	15	5	(D)	(D)	AA	1	(D)
509	Miscellaneous durable goods -----	49	53 146	5 888	262	42	(D)	(D)	CC	7	(D)
5091	Sporting and recreational goods and supplies -----	14	(D)	(D)	BB	12	8 290	1 243	76	2	(D)
5092	Toys and hobby goods and supplies -----	2	(D)	(D)	AA	2	(D)	(D)	AA	—	—
5093	Scrap and waste materials -----	9	10 139	1 171	52	8	(D)	(D)	BB	1	(D)
5094	Jewelry, watches, precious stones, and precious metals -----	7	(D)	(D)	BB	6	6 317	932	37	1	(D)
5099	Durable goods, n.e.c. -----	17	(D)	(D)	BB	14	(D)	(D)	BB	3	(D)
51	Nondurable goods -----	169	353 616	26 371	1 203	139	263 956	21 826	1 065	30	89 660
511	Paper and paper products -----	27	29 111	3 352	160	22	21 601	2 966	151	5	7 510
5111	Printing and writing paper -----	4	(D)	(D)	AA	4	(D)	(D)	AA	—	—
5112	Stationery and office supplies -----	16	(D)	(D)	CC	12	(D)	(D)	CC	4	(D)
5113	Industrial and personal service paper -----	7	(D)	(D)	BB	6	(D)	(D)	BB	1	(D)
512	Drugs, drug proprietaries, and druggists' sundries -----	7	(D)	(D)	AA	7	(D)	(D)	AA	—	—
5122	Drugs, drug proprietaries, and druggists' sundries -----	7	(D)	(D)	AA	7	(D)	(D)	AA	—	—
513	Apparel, piece goods, and notions -----	19	51 229	2 248	127	13	11 056	1 410	115	6	40 173
5131	Piece goods, notions, and other dry goods -----	6	6 476	468	11	3	(D)	(D)	AA	3	(D)
5136	Men's and boys' clothing and furnishings -----	7	(D)	(D)	BB	5	5 928	845	65	2	(D)
5137	Women's, children's, and infants' clothing and accessories -----	6	(D)	(D)	BB	5	(D)	(D)	BB	1	(D)
5139	Footwear -----	—	—	—	—	—	—	—	—	—	—
514	Groceries and related products -----	29	82 789	6 754	295	21	(D)	(D)	CC	8	(D)
5141	Groceries, general line -----	1	(D)	(D)	BB	1	(D)	(D)	BB	—	—
5142	Packaged frozen foods -----	1	(D)	(D)	AA	—	—	—	—	1	(D)
5143	Dairy products, except dried or canned -----	3	(D)	(D)	BB	2	(D)	(D)	AA	1	(D)
5144	Poultry and poultry products -----	—	—	—	—	—	—	—	—	—	—
5145	Confectionery -----	1	(D)	(D)	AA	1	(D)	(D)	AA	—	—

WHOLESALE TRADE—GEOGRAPHIC AREA SERIES

FLORIDA FL-53

Table 6. Summary Statistics for Counties With 200 Establishments or More: 1992 — Con.

[For meaning of abbreviations and symbols, see introductory text. For explanation of terms and comparability of 1987 and 1992 censuses, see appendix A. For information on geographic areas followed by ▲, see appendix F]

SIC code	Geographic area and kind of business	Estab-lish-ments (number)	Sales (\$1,000)	Annual payroll (\$1,000)	Paid employees for pay period including March 12 (number)	Merchant wholesalers			Other operating types		
						Estab-lish-ments (number)	Sales (\$1,000)	Annual payroll (\$1,000)	Paid employees for pay period including March 12 (number)	Estab-lish-ments (number)	Sales (\$1,000)
SARASOTA COUNTY — Con.											
51	Nondurable goods — Con.										
514	Groceries and related products — Con.										
5146	Fish and seafoods	1	(D)	(D)	AA	1	(D)	(D)	AA	—	
5147	Meats and meat products	2	(D)	(D)	BB	2	(D)	(D)	BB	—	
5148	Fresh fruits and vegetables	3	(D)	(D)	AA	2	(D)	(D)	AA	1	
5149	Groceries and related products, n.e.c.	17	(D)	(D)	CC	12	(D)	(D)	BB	5	
515	Farm-product raw materials	1	(D)	(D)	AA	1	(D)	(D)	AA	—	
5153	Grain and field beans	—	—	—	—	—	—	—	—	—	
5154	Livestock	—	—	—	—	—	—	—	—	—	
5159	Farm-product raw materials, n.e.c.	1	(D)	(D)	AA	1	(D)	(D)	AA	—	
516	Chemicals and allied products	18	17 779	2 093	79	17	(D)	(D)	BB	1	
5162	Plastics materials and basic forms and shapes ...	7	(D)	(D)	BB	7	(D)	(D)	BB	—	
5169	Chemicals and allied products, n.e.c.	11	(D)	(D)	BB	10	(D)	(D)	BB	1	
517	Petroleum and petroleum products	18	(D)	(D)	CC	16	44 915	2 768	126	2	
5171	Petroleum bulk stations and terminals	11	(D)	(D)	BB	11	(D)	(D)	BB	—	
5172	Petroleum and petroleum products wholesalers, except bulk stations and terminals	7	(D)	(D)	BB	5	(D)	(D)	BB	2	
518	Beer, wine, and distilled alcoholic beverages	5	(D)	(D)	CC	5	(D)	(D)	CC	—	
5181	Beer and ale	4	(D)	(D)	CC	4	(D)	(D)	CC	—	
5182	Wine and distilled alcoholic beverages	1	(D)	(D)	AA	1	(D)	(D)	AA	—	
519	Miscellaneous nondurable goods	45	88 104	5 803	240	37	(D)	(D)	CC	8	
5191	Farm supplies	7	29 595	1 946	45	5	(D)	(D)	BB	2	
5192	Books, periodicals, and newspapers	6	(D)	(D)	BB	3	(D)	(D)	BB	3	
5193	Flowers, nursery stock, and florists' supplies	9	5 335	615	43	9	5 335	615	43	—	
5194	Tobacco and tobacco products	—	—	—	—	—	—	—	—	—	
5198	Paints, varnishes, and supplies	8	4 092	715	42	6	(D)	(D)	BB	2	
5199	Nondurable goods, n.e.c.	15	(D)	(D)	BB	14	(D)	(D)	BB	1	
SEMINOLE COUNTY											
	Wholesale trade	811	2 756 110	151 794	5 357	600	1 126 922	115 713	4 240	211	1 629 188
50	Durable goods	555	2 098 252	114 526	3 846	396	693 005	87 633	2 993	159	1 405 247
501	Motor vehicles and motor vehicle parts and supplies	41	706 588	6 718	383	34	(D)	(D)	CC	7	
5012	Automobiles and other motor vehicles	12	679 156	3 479	239	7	(D)	(D)	BB	5	
5013	Motor vehicle supplies and new parts	24	22 600	2 897	122	22	(D)	(D)	CC	2	
5014	Tires and tubes	2	(D)	(D)	AA	2	(D)	(D)	AA	—	
5015	Motor vehicle parts, used	3	(D)	(D)	AA	3	(D)	(D)	AA	—	
502	Furniture and homefurnishings	41	56 976	3 030	161	27	(D)	(D)	CC	14	
5021	Furniture	25	(D)	(D)	CC	15	(D)	(D)	BB	10	
5023	Homefurnishings	16	(D)	(D)	BB	12	(D)	(D)	BB	4	
503	Lumber and other construction materials	34	91 613	6 078	222	26	(D)	(D)	CC	8	
5031	Lumber, plywood, millwork, and wood panels	14	31 641	2 643	115	9	6 144	739	40	5	
5032	Brick, stone, and related construction materials	7	(D)	(D)	BB	6	(D)	(D)	BB	1	
5033	Roofing, siding, and insulation materials	6	43 787	1 477	38	4	(D)	(D)	BB	2	
5039	Construction materials, n.e.c.	7	(D)	(D)	BB	7	(D)	(D)	BB	—	
504	Professional and commercial equipment and supplies	132	312 335	47 578	1 400	105	(D)	(D)	GG	27	
5043	Photographic equipment and supplies	—	—	—	—	—	—	—	—	—	
5044	Office equipment	16	(D)	(D)	EE	10	(D)	(D)	CC	6	
5045	Computers and computer peripheral equipment and software	57	167 812	27 786	764	50	145 559	26 738	741	7	
5046	Commercial equipment, n.e.c.	19	(D)	(D)	BB	16	(D)	(D)	BB	3	
5047	Medical, dental, and hospital equipment and supplies	32	91 097	9 863	244	23	(D)	(D)	CC	9	
5048	Ophthalmic goods	3	(D)	(D)	BB	2	(D)	(D)	AA	1	
5049	Professional equipment and supplies, n.e.c.	5	(D)	(D)	BB	4	2 081	494	19	1	
505	Metals and minerals, except petroleum	11	35 621	2 233	75	6	(D)	(D)	BB	5	
5051	Metals service centers and offices	11	35 621	2 233	75	6	(D)	(D)	BB	5	
5052	Coal and other minerals and ores	—	—	—	—	—	—	—	—	—	
506	Electrical goods	107	454 009	23 709	632	59	142 265	15 163	424	48	
5063	Electrical apparatus and equipment, wiring supplies, and construction materials	40	148 464	6 239	172	22	(D)	(D)	CC	18	
5064	Electrical appliances, television and radio sets	4	(D)	(D)	AA	1	(D)	(D)	AA	3	
5065	Electronic parts and equipment, n.e.c.	63	(D)	(D)	EE	36	(D)	(D)	EE	27	
507	Hardware, and plumbing and heating equipment and supplies	50	80 955	8 169	317	36	56 243	7 147	285	14	
5072	Hardware	17	(D)	(D)	CC	13	24 651	4 056	150	4	
5074	Plumbing and heating equipment and supplies (hydronics)	21	40 370	2 942	130	16	(D)	(D)	CC	5	
5075	Warm air heating and air-conditioning equipment and supplies	10	(D)	(D)	BB	5	(D)	(D)	AA	5	
5078	Refrigeration equipment and supplies	2	(D)	(D)	AA	2	(D)	(D)	AA	—	

Table 6. Summary Statistics for Counties With 200 Establishments or More: 1992 — Con.

[For meaning of abbreviations and symbols, see introductory text. For explanation of terms and comparability of 1987 and 1992 censuses, see appendix A. For information on geographic areas followed by ▲, see appendix F]

SIC code	Geographic area and kind of business	Estab-lish-ments (number)	Sales (\$1,000)	Annual payroll (\$1,000)	Paid employees for pay period including March 12 (number)	Merchant wholesalers			Other operating types		
						Estab-lish-ments (number)	Sales (\$1,000)	Annual payroll (\$1,000)	Paid employees for pay period including March 12 (number)	Estab-lish-ments (number)	Sales (\$1,000)
SEMINOLE COUNTY — Con.											
50	Durable goods — Con.										
508	Machinery, equipment, and supplies -----	86	312 579	13 455	467	60	88 332	9 081	344	26	224 247
5082	Construction and mining (except petroleum) machinery and equipment -----	3	(D)	(D)	AA	2	(D)	(D)	AA	1	(D)
5083	Farm and garden machinery and equipment -----	13	112 975	2 557	91	9	(D)	(D)	BB	4	(D)
5084	Industrial machinery and equipment -----	38	86 771	7 265	238	25	(D)	(D)	CC	13	(D)
5085	Industrial supplies -----	13	(D)	(D)	BB	8	(D)	(D)	BB	5	81 150
5087	Service establishment equipment and supplies -----	11	4 053	662	36	11	4 053	662	36	—	—
5088	Transportation equipment and supplies, except motor vehicles -----	8	(D)	(D)	BB	5	(D)	(D)	AA	3	11 020
509	Miscellaneous durable goods -----	53	47 576	3 556	189	43	(D)	(D)	CC	10	(D)
5091	Sporting and recreational goods and supplies -----	17	33 260	1 742	65	14	(D)	(D)	BB	3	(D)
5092	Toys and hobby goods and supplies -----	4	1 550	376	37	4	1 550	376	37	—	—
5093	Scrap and waste materials -----	5	1 463	328	19	5	1 463	328	19	—	—
5094	Jewelry, watches, precious stones, and precious metals -----	8	1 379	181	16	7	(D)	(D)	AA	1	(D)
5099	Durable goods, n.e.c. -----	19	9 924	929	52	13	(D)	(D)	BB	6	(D)
51	Nondurable goods -----	256	657 858	37 268	1 511	204	433 917	28 080	1 247	52	223 941
511	Paper and paper products -----	27	37 847	4 092	211	23	24 150	2 781	180	4	13 697
5111	Printing and writing paper -----	3	(D)	(D)	AA	2	(D)	(D)	AA	1	(D)
5112	Stationery and office supplies -----	20	(D)	(D)	CC	18	(D)	(D)	CC	2	(D)
5113	Industrial and personal service paper -----	4	(D)	(D)	AA	3	631	90	6	1	(D)
512	Drugs, drug proprietaries, and druggists' sundries -----	10	(D)	(D)	CC	9	(D)	(D)	CC	1	(D)
5122	Drugs, drug proprietaries, and druggists' sundries -----	10	(D)	(D)	CC	9	(D)	(D)	CC	1	(D)
513	Apparel, piece goods, and notions -----	22	47 138	2 246	113	13	8 384	1 090	88	9	38 754
5131	Piece goods, notions, and other dry goods -----	4	(D)	(D)	AA	3	(D)	(D)	AA	1	(D)
5136	Men's and boys' clothing and furnishings -----	7	(D)	(D)	BB	4	(D)	(D)	BB	3	(D)
5137	Women's, children's, and infants' clothing and accessories -----	10	22 576	918	34	6	1 071	195	16	4	21 505
5139	Footwear -----	1	(D)	(D)	AA	—	—	—	—	1	(D)
514	Groceries and related products -----	76	(D)	(D)	EE	62	(D)	(D)	EE	14	(D)
5141	Groceries, general line -----	5	(D)	(D)	BB	5	(D)	(D)	BB	—	—
5142	Packaged frozen foods -----	5	(D)	(D)	BB	5	(D)	(D)	BB	—	—
5143	Dairy products, except dried or canned -----	6	(D)	(D)	BB	5	(D)	(D)	BB	1	(D)
5144	Poultry and poultry products -----	—	—	—	—	—	—	—	—	—	—
5145	Confectionery -----	2	(D)	(D)	BB	1	(D)	(D)	AA	1	(D)
5146	Fish and seafoods -----	3	939	190	3	3	939	190	3	—	—
5147	Meats and meat products -----	7	(D)	(D)	BB	5	12 161	325	18	2	(D)
5148	Fresh fruits and vegetables -----	14	(D)	(D)	BB	11	(D)	(D)	BB	3	(D)
5149	Groceries and related products, n.e.c. -----	34	(D)	(D)	CC	27	(D)	(D)	CC	7	26 295
515	Farm-product raw materials -----	5	(D)	(D)	AA	5	(D)	(D)	AA	—	—
5153	Grain and field beans -----	4	(D)	(D)	AA	4	(D)	(D)	AA	—	—
5154	Livestock -----	—	—	—	—	—	—	—	—	—	—
5159	Farm-product raw materials, n.e.c. -----	1	(D)	(D)	AA	1	(D)	(D)	AA	—	—
516	Chemicals and allied products -----	22	(D)	(D)	CC	18	(D)	(D)	BB	4	42 076
5162	Plastics materials and basic forms and shapes -----	3	(D)	(D)	AA	3	(D)	(D)	AA	—	—
5169	Chemicals and allied products, n.e.c. -----	19	(D)	(D)	CC	15	(D)	(D)	BB	4	42 076
517	Petroleum and petroleum products -----	6	(D)	(D)	AA	5	(D)	(D)	AA	1	(D)
5171	Petroleum bulk stations and terminals -----	3	(D)	(D)	AA	2	(D)	(D)	AA	1	(D)
5172	Petroleum and petroleum products wholesalers, except bulk stations and terminals -----	3	(D)	(D)	AA	3	(D)	(D)	AA	—	—
518	Beer, wine, and distilled alcoholic beverages -----	1	(D)	(D)	AA	1	(D)	(D)	AA	—	—
5181	Beer and ale -----	—	—	—	—	—	—	—	—	—	—
5182	Wine and distilled alcoholic beverages -----	1	(D)	(D)	AA	1	(D)	(D)	AA	—	—
519	Miscellaneous nondurable goods -----	87	(D)	(D)	EE	68	(D)	(D)	EE	19	46 856
5191	Farm supplies -----	11	38 841	3 307	106	10	(D)	(D)	CC	1	(D)
5192	Books, periodicals, and newspapers -----	12	(D)	(D)	BB	8	(D)	(D)	BB	4	2 254
5193	Flowers, nursery stock, and florists' supplies -----	14	5 502	556	43	13	(D)	(D)	BB	1	(D)
5194	Tobacco and tobacco products -----	—	—	—	—	—	—	—	—	—	—
5198	Paints, varnishes, and supplies -----	13	17 912	1 721	66	7	11 706	984	39	6	6 206
5199	Nondurable goods, n.e.c. -----	37	(D)	(D)	CC	30	(D)	(D)	CC	7	(D)
VOLUSIA COUNTY											
Wholesale trade -----		524	988 130	92 879	4 144	476	781 621	76 766	3 511	48	206 509
50	Durable goods -----	348	469 560	51 022	2 329	320	(D)	(D)	GG	28	(D)
501	Motor vehicles and motor vehicle parts and supplies -----	82	(D)	(D)	FF	78	(D)	(D)	EE	4	(D)
5012	Automobiles and other motor vehicles -----	25	69 275	3 099	226	24	(D)	(D)	BB	1	(D)
5013	Motor vehicle supplies and new parts -----	37	(D)	(D)	CC	34	(D)	(D)	CC	3	1 868
5014	Tires and tubes -----	6	(D)	(D)	BB	6	(D)	(D)	BB	—	—
5015	Motor vehicle parts, used -----	14	3 679	763	69	14	3 679	763	69	—	—
502	Furniture and homefurnishings -----	24	47 935	2 886	99	21	17 423	2 120	89	3	30 512
5021	Furniture -----	10	35 089	1 418	37	7	4 577	652	27	3	30 512
5023	Homefurnishings -----	14	12 846	1 468	62	14	12 846	1 468	62	—	—

Table 6. Summary Statistics for Counties With 200 Establishments or More: 1992 — Con.

[For meaning of abbreviations and symbols, see introductory text. For explanation of terms and comparability of 1987 and 1992 censuses, see appendix A. For information on geographic areas followed by ▲, see appendix F]

SIC code	Geographic area and kind of business	Estab-lish-ments (number)	Sales (\$1,000)	Annual payroll (\$1,000)	Paid employees for pay period including March 12 (number)	Merchant wholesalers				Other operating types	
						Estab-lish-ments (number)	Sales (\$1,000)	Annual payroll (\$1,000)	Paid employees for pay period including March 12 (number)	Estab-lish-ments (number)	Sales (\$1,000)
VOLUSIA COUNTY — Con.											
50	Durable goods — Con.										
503	Lumber and other construction materials	19	55 619	4 324	168	15	42 641	3 664	148	4	12 978
5031	Lumber, plywood, millwork, and wood panels	7	(D)	(D)	BB	6	(D)	(D)	BB	1	(D)
5032	Brick, stone, and related construction materials	6	30 360	2 642	107	5	(D)	(D)	CC	1	(D)
5033	Roofing, siding, and insulation materials	3	4 879	327	15	3	4 879	327	15	—	—
5039	Construction materials, n.e.c.	3	(D)	(D)	AA	1	(D)	(D)	AA	2	(D)
504	Professional and commercial equipment and supplies	60	87 880	13 661	583	56	65 258	11 233	465	4	22 622
5043	Photographic equipment and supplies	2	(D)	(D)	AA	2	(D)	(D)	AA	—	—
5044	Office equipment	16	13 071	3 601	140	16	13 071	3 601	140	—	—
5045	Computers and computer peripheral equipment and software	16	18 261	2 427	93	16	18 261	2 427	93	—	—
5046	Commercial equipment, n.e.c.	9	7 412	785	53	9	7 412	785	53	—	—
5047	Medical, dental, and hospital equipment and supplies	11	8 894	1 920	76	9	(D)	(D)	BB	2	(D)
5048	Ophthalmic goods	2	(D)	(D)	BB	2	(D)	(D)	BB	—	—
5049	Professional equipment and supplies, n.e.c.	4	(D)	(D)	CC	2	(D)	(D)	AA	2	(D)
505	Metals and minerals, except petroleum	5	(D)	(D)	BB	5	(D)	(D)	BB	—	—
5051	Metals service centers and offices	5	(D)	(D)	BB	5	(D)	(D)	BB	—	—
5052	Coal and other minerals and ores	—	—	—	—	—	—	—	—	—	—
506	Electrical goods	40	55 396	4 848	215	37	47 176	4 414	201	3	8 220
5063	Electrical apparatus and equipment, wiring supplies, and construction materials	22	34 679	3 097	124	21	(D)	(D)	CC	1	(D)
5064	Electrical appliances, television and radio sets	3	2 977	528	23	3	2 977	528	23	—	—
5065	Electronic parts and equipment, n.e.c.	15	17 740	1 223	68	13	(D)	(D)	BB	2	(D)
507	Hardware, and plumbing and heating equipment and supplies	31	35 393	4 456	194	29	(D)	(D)	CC	2	(D)
5072	Hardware	5	5 341	1 078	49	5	5 341	1 078	49	—	—
5074	Plumbing and heating equipment and supplies (hydronics)	14	13 670	1 911	92	14	13 670	1 911	92	—	—
5075	Warm air heating and air-conditioning equipment and supplies	11	(D)	(D)	BB	9	10 476	990	39	2	(D)
5078	Refrigeration equipment and supplies	1	(D)	(D)	AA	1	(D)	(D)	AA	—	—
508	Machinery, equipment, and supplies	54	43 361	9 158	390	49	30 719	5 482	266	5	12 642
5082	Construction and mining (except petroleum) machinery and equipment	3	(D)	(D)	AA	3	(D)	(D)	AA	—	—
5083	Farm and garden machinery and equipment	12	(D)	(D)	BB	12	(D)	(D)	BB	—	—
5084	Industrial machinery and equipment	17	(D)	(D)	BB	14	11 528	2 412	94	3	(D)
5085	Industrial supplies	10	(D)	(D)	CC	9	(D)	(D)	BB	1	(D)
5087	Service establishment equipment and supplies	10	(D)	(D)	BB	9	3 254	472	42	1	(D)
5088	Transportation equipment and supplies, except motor vehicles	2	(D)	(D)	AA	2	(D)	(D)	AA	—	—
509	Miscellaneous durable goods	33	(D)	(D)	CC	30	(D)	(D)	CC	3	(D)
5091	Sporting and recreational goods and supplies	8	2 555	277	20	8	2 555	277	20	—	—
5092	Toys and hobby goods and supplies	3	(D)	(D)	AA	3	(D)	(D)	AA	—	—
5093	Scrap and waste materials	4	(D)	(D)	BB	4	(D)	(D)	BB	—	—
5094	Jewelry, watches, precious stones, and precious metals	5	(D)	(D)	AA	5	(D)	(D)	AA	—	—
5099	Durable goods, n.e.c.	13	9 807	653	47	10	(D)	(D)	BB	3	(D)
51	Nondurable goods	176	518 570	41 857	1 815	156	(D)	(D)	GG	20	(D)
511	Paper and paper products	16	23 643	3 168	171	16	23 643	3 168	171	—	—
5111	Printing and writing paper	—	—	—	—	—	—	—	—	—	—
5112	Stationery and office supplies	13	19 998	2 678	159	13	19 998	2 678	159	—	—
5113	Industrial and personal service paper	3	3 645	490	12	3	3 645	490	12	—	—
512	Drugs, drug proprietaries, and druggists' sundries	12	(D)	(D)	BB	12	(D)	(D)	BB	—	—
5122	Drugs, drug proprietaries, and druggists' sundries	12	(D)	(D)	BB	12	(D)	(D)	BB	—	—
513	Apparel, piece goods, and notions	16	(D)	(D)	BB	14	18 218	1 451	71	2	(D)
5131	Piece goods, notions, and other dry goods	1	(D)	(D)	AA	1	(D)	(D)	AA	—	—
5136	Men's and boys' clothing and furnishings	10	16 904	1 359	70	9	(D)	(D)	BB	1	(D)
5137	Women's, children's, and infants' clothing and accessories	4	(D)	(D)	AA	3	(D)	(D)	AA	1	(D)
5139	Footwear	1	(D)	(D)	AA	1	(D)	(D)	AA	—	—
514	Groceries and related products	47	(D)	(D)	FF	41	(D)	(D)	FF	6	37 067
5141	Groceries, general line	2	(D)	(D)	EE	2	(D)	(D)	EE	—	—
5142	Packaged frozen foods	7	48 535	4 096	187	7	48 535	4 096	187	—	—
5143	Dairy products, except dried or canned	2	(D)	(D)	AA	1	(D)	(D)	AA	1	(D)
5144	Poultry and poultry products	1	(D)	(D)	AA	1	(D)	(D)	AA	—	—
5145	Confectionery	5	(D)	(D)	AA	5	(D)	(D)	AA	—	—
5146	Fish and seafoods	8	5 646	226	18	8	5 646	226	18	—	—
5147	Meats and meat products	3	3 417	184	11	3	3 417	184	11	—	—
5148	Fresh fruits and vegetables	3	(D)	(D)	BB	2	(D)	(D)	BB	1	(D)
5149	Groceries and related products, n.e.c.	16	(D)	(D)	CC	12	(D)	(D)	BB	4	(D)
515	Farm-product raw materials	2	(D)	(D)	AA	1	(D)	(D)	AA	1	(D)
5153	Grain and field beans	—	—	—	—	—	—	—	—	—	—
5154	Livestock	1	(D)	(D)	AA	1	(D)	(D)	AA	—	—
5159	Farm-product raw materials, n.e.c.	1	(D)	(D)	AA	—	—	—	—	1	(D)
516	Chemicals and allied products	12	33 559	2 558	102	10	(D)	(D)	BB	2	(D)
5162	Plastics materials and basic forms and shapes	3	30 401	2 183	79	2	(D)	(D)	BB	1	(D)
5169	Chemicals and allied products, n.e.c.	9	3 158	375	23	8	(D)	(D)	BB	1	(D)
517	Petroleum and petroleum products	14	(D)	(D)	BB	14	(D)	(D)	BB	—	—
5171	Petroleum bulk stations and terminals	9	50 370	1 274	66	9	50 370	1 274	66	—	—
5172	Petroleum and petroleum products wholesalers, except bulk stations and terminals	5	(D)	(D)	AA	5	(D)	(D)	AA	—	—

FL-56 FLORIDA

WHOLESALE TRADE—GEOGRAPHIC AREA SERIES

Table 6. Summary Statistics for Counties With 200 Establishments or More: 1992 — Con.

[For meaning of abbreviations and symbols, see introductory text. For explanation of terms and comparability of 1987 and 1992 censuses, see appendix A. For information on geographic areas followed by ▲, see appendix F]

SIC code	Geographic area and kind of business	Estab-lish-ments (number)	Sales (\$1,000)	Annual payroll (\$1,000)	Paid employees for pay period including March 12 (number)	Merchant wholesalers				Other operating types	
						Estab-lish-ments (number)	Sales (\$1,000)	Annual payroll (\$1,000)	Paid employees for pay period including March 12 (number)	Estab-lish-ments (number)	Sales (\$1,000)
VOLUSIA COUNTY — Con.											
51	Nondurable goods — Con.										
518	Beer, wine, and distilled alcoholic beverages -----	4	58 341	5 604	198	4	58 341	5 604	198	—	—
5181	Beer and ale -----	4	58 341	5 604	198	4	58 341	5 604	198	—	—
5182	Wine and distilled alcoholic beverages -----	—	—	—	—	—	—	—	—	—	—
519	Miscellaneous nondurable goods -----	53	59 839	5 328	322	44	(D)	(D)	CC	9	(D)
5191	Farm supplies -----	14	(D)	(D)	BB	12	21 192	1 064	57	2	(D)
5192	Books, periodicals, and newspapers -----	4	12 361	1 382	60	1	(D)	(D)	AA	3	(D)
5193	Flowers, nursery stock, and florists' supplies -----	12	8 422	520	36	11	(D)	(D)	BB	1	(D)
5194	Tobacco and tobacco products -----	—	—	—	—	—	—	—	—	—	—
5198	Paints, varnishes, and supplies -----	5	(D)	(D)	BB	2	(D)	(D)	AA	3	5 184
5199	Nondurable goods, n.e.c. -----	18	(D)	(D)	CC	18	(D)	(D)	CC	—	—

Table 7. Summary Statistics for Metropolitan Areas: 1992

[For meaning of abbreviations and symbols, see introductory text. For explanation of terms and comparability of 1987 and 1992 censuses, see appendix A. For definitions of CMSA's, MSA's, and PMSA's, see appendix D]

SIC code	Geographic area and kind of business	Estab-lish-ments (number)	Sales (\$1,000)	Annual payroll (\$1,000)	Paid employees for pay period including March 12 (number)	Merchant wholesalers				Other operating types	
						Estab-lish-ments (number)	Sales (\$1,000)	Annual payroll (\$1,000)	Paid employees for pay period including March 12 (number)	Estab-lish-ments (number)	Sales (\$1,000)
DAYTONA BEACH, FL MSA											
	Wholesale trade -----	558	1 022 508	95 567	4 265	507	813 484	79 302	3 617	51	209 024
50	Durable goods -----	367	483 225	52 348	2 394	338	357 784	43 004	1 963	29	125 441
501	Motor vehicles and motor vehicle parts and supplies -----	86	110 945	8 778	530	82	(D)	(D)	EE	4	(D)
5012	Automobiles and other motor vehicles -----	25	69 275	3 099	226	24	(D)	(D)	BB	1	(D)
5013	Motor vehicle supplies and new parts -----	38	20 193	2 947	168	35	18 325	2 848	164	3	1 868
5014	Tires and tubes -----	6	(D)	(D)	BB	6	(D)	(D)	BB	—	—
5015	Motor vehicle parts, used -----	17	(D)	(D)	BB	17	(D)	(D)	BB	—	—
502	Furniture and home furnishings -----	24	47 935	2 886	99	21	17 423	2 120	89	3	30 512
5021	Furniture -----	10	35 089	1 418	37	7	4 577	652	27	3	30 512
5023	Home furnishings -----	14	12 846	1 468	62	14	12 846	1 468	62	—	—
503	Lumber and other construction materials -----	19	55 619	4 324	168	15	42 641	3 664	148	4	12 978
5031	Lumber, plywood, millwork, and wood panels -----	7	(D)	(D)	BB	6	(D)	(D)	BB	1	(D)
5032	Brick, stone, and related construction materials -----	6	30 360	2 642	107	5	(D)	(D)	CC	1	(D)
5033	Roofing, siding, and insulation materials -----	3	4 879	327	15	3	4 879	327	15	—	—
5039	Construction materials, n.e.c. -----	3	(D)	(D)	AA	1	(D)	(D)	AA	2	(D)
504	Professional and commercial equipment and supplies -----	60	87 880	13 661	583	56	65 258	11 233	465	4	22 622
5043	Photographic equipment and supplies -----	2	(D)	(D)	AA	2	(D)	(D)	AA	—	—
5044	Office equipment -----	16	13 071	3 601	140	16	13 071	3 601	140	—	—
5045	Computers and computer peripheral equipment and software -----	16	18 261	2 427	93	16	18 261	2 427	93	—	—
5046	Commercial equipment, n.e.c. -----	9	7 412	785	53	9	7 412	785	53	—	—
5047	Medical, dental, and hospital equipment and supplies -----	11	8 894	1 920	76	9	(D)	(D)	BB	2	(D)
5048	Ophthalmic goods -----	2	(D)	(D)	BB	2	(D)	(D)	BB	—	—
5049	Professional equipment and supplies, n.e.c. -----	4	(D)	(D)	CC	2	(D)	(D)	AA	2	(D)
505	Metals and minerals, except petroleum -----	7	8 271	715	36	7	8 271	715	36	—	—
5051	Metals service centers and offices -----	7	8 271	715	36	7	8 271	715	36	—	—
5052	Coal and other minerals and ores -----	—	—	—	—	—	—	—	—	—	—
506	Electrical goods -----	43	60 834	5 294	243	40	52 614	4 860	229	3	8 220
5063	Electrical apparatus and equipment, wiring supplies, and construction materials -----	25	40 117	3 543	152	24	(D)	(D)	CC	1	(D)
5064	Electrical appliances, television and radio sets -----	3	2 977	528	23	3	2 977	528	23	—	—
5065	Electronic parts and equipment, n.e.c. -----	15	17 740	1 223	68	13	(D)	(D)	BB	2	(D)
507	Hardware, and plumbing and heating equipment and supplies -----	31	35 393	4 456	194	29	(D)	(D)	CC	2	(D)
5072	Hardware -----	5	5 341	1 078	49	5	5 341	1 078	49	—	—
5074	Plumbing and heating equipment and supplies (hydronics) -----	14	13 670	1 911	92	14	13 670	1 911	92	—	—
5075	Warm air heating and air-conditioning equipment and supplies -----	11	(D)	(D)	BB	9	10 476	990	AA	2	(D)
5078	Refrigeration equipment and supplies -----	1	(D)	(D)	AA	1	(D)	(D)	AA	—	—

Table 7. Summary Statistics for Metropolitan Areas: 1992 – Con.

[For meaning of abbreviations and symbols, see introductory text. For explanation of terms and comparability of 1987 and 1992 censuses, see appendix A. For definitions of CMSA's, MSA's, and PMSA's, see appendix D]

SIC code	Geographic area and kind of business	Establishments (number)	Sales (\$1,000)	Annual payroll (\$1,000)	Paid employees for pay period including March 12 (number)	Merchant wholesalers			Other operating types		
						Establishments (number)	Sales (\$1,000)	Annual payroll (\$1,000)	Paid employees for pay period including March 12 (number)	Establishments (number)	Sales (\$1,000)
DAYTONA BEACH, FL MSA – Con.											
50	Durable goods – Con.										
508	Machinery, equipment, and supplies -----	61	45 717	9 458	403	56	33 075	5 782	279	5	12 642
5082	Construction and mining (except petroleum) machinery and equipment -----	3	(D)	(D)	AA	3	(D)	(D)	AA	–	–
5083	Farm and garden machinery and equipment -----	13	9 217	1 224	70	13	9 217	1 224	70	–	–
5084	Industrial machinery and equipment -----	19	14 284	2 641	102	16	(D)	(D)	BB	3	(D)
5085	Industrial supplies -----	11	(D)	(D)	CC	10	(D)	(D)	BB	1	(D)
5087	Service establishment equipment and supplies -----	11	3 666	560	50	10	(D)	(D)	BB	1	(D)
5088	Transportation equipment and supplies, except motor vehicles -----	4	1 586	277	17	4	1 586	277	17	–	–
509	Miscellaneous durable goods -----	36	30 631	2 776	138	32	27 749	2 667	132	4	2 882
5091	Sporting and recreational goods and supplies -----	8	2 555	277	20	8	2 555	277	20	–	–
5092	Toys and hobby goods and supplies -----	3	(D)	(D)	AA	3	(D)	(D)	AA	–	–
5093	Scrap and waste materials -----	5	9 753	1 255	37	5	9 753	1 255	37	–	–
5094	Jewelry, watches, precious stones, and precious metals -----	6	5 296	407	25	6	5 296	407	25	–	–
5099	Durable goods, n.e.c. -----	14	(D)	(D)	BB	10	(D)	(D)	BB	4	2 882
51	Nondurable goods -----	191	539 283	43 219	1 871	169	455 700	36 298	1 654	22	83 583
511	Paper and paper products -----	16	23 643	3 168	171	16	23 643	3 168	171	–	–
5111	Printing and writing paper -----	–	–	–	–	–	–	–	–	–	–
5112	Stationery and office supplies -----	13	19 998	2 678	159	13	19 998	2 678	159	–	–
5113	Industrial and personal service paper -----	3	3 645	490	12	3	3 645	490	12	–	–
512	Drugs, drug proprietaries, and druggists' sundries -----	14	10 389	1 482	94	14	10 389	1 482	94	–	–
5122	Drugs, drug proprietaries, and druggists' sundries -----	14	10 389	1 482	94	14	10 389	1 482	94	–	–
513	Apparel, piece goods, and notions -----	18	22 740	1 651	83	16	(D)	(D)	BB	2	(D)
5131	Piece goods, notions, and other dry goods -----	2	(D)	(D)	AA	2	(D)	(D)	AA	–	–
5136	Men's and boys' clothing and furnishings -----	10	16 904	1 359	70	9	(D)	(D)	BB	1	(D)
5137	Women's, children's, and infants' clothing and accessories -----	5	4 470	198	4	4	(D)	(D)	AA	1	(D)
5139	Footwear -----	1	(D)	(D)	AA	1	(D)	(D)	AA	–	–
514	Groceries and related products -----	51	231 234	20 052	784	45	194 167	15 780	680	6	37 067
5141	Groceries, general line -----	2	(D)	(D)	EE	2	(D)	(D)	EE	–	–
5142	Packaged frozen foods -----	7	48 535	4 096	187	7	48 535	4 096	187	–	–
5143	Dairy products, except dried or canned -----	2	(D)	(D)	AA	1	(D)	(D)	AA	1	(D)
5144	Poultry and poultry products -----	1	(D)	(D)	AA	1	(D)	(D)	AA	–	–
5145	Confectionery -----	6	6 678	349	20	6	6 678	349	20	–	–
5146	Fish and seafoods -----	8	5 646	226	18	8	5 646	226	18	–	–
5147	Meats and meat products -----	3	3 417	184	11	3	3 417	184	11	–	–
5148	Fresh fruits and vegetables -----	4	16 657	1 480	65	3	(D)	(D)	BB	1	(D)
5149	Groceries and related products, n.e.c. -----	18	(D)	(D)	CC	14	(D)	(D)	BB	4	(D)
515	Farm-product raw materials -----	2	(D)	(D)	AA	1	(D)	(D)	AA	1	(D)
5153	Grain and field beans -----	–	–	–	–	–	–	–	–	–	–
5154	Livestock -----	1	(D)	(D)	AA	1	(D)	(D)	AA	–	–
5159	Farm-product raw materials, n.e.c. -----	1	(D)	(D)	AA	–	–	–	(D)	1	(D)
516	Chemicals and allied products -----	12	33 559	2 558	102	10	(D)	(D)	BB	2	(D)
5162	Plastics materials and basic forms and shapes -----	3	30 401	2 183	79	2	(D)	(D)	BB	1	(D)
5169	Chemicals and allied products, n.e.c. -----	9	3 158	375	23	8	(D)	(D)	BB	1	(D)
517	Petroleum and petroleum products -----	16	93 939	3 046	92	16	93 939	3 046	92	–	–
5171	Petroleum bulk stations and terminals -----	11	(D)	(D)	BB	11	(D)	(D)	BB	–	–
5172	Petroleum and petroleum products wholesalers, except bulk stations and terminals -----	5	(D)	(D)	AA	5	(D)	(D)	AA	–	–
518	Beer, wine, and distilled alcoholic beverages -----	4	58 341	5 604	198	4	58 341	5 604	198	–	–
5181	Beer and ale -----	4	58 341	5 604	198	4	58 341	5 604	198	–	–
5182	Wine and distilled alcoholic beverages -----	–	–	–	–	–	–	–	–	–	–
519	Miscellaneous nondurable goods -----	58	(D)	(D)	EE	47	(D)	(D)	CC	11	23 078
5191	Farm supplies -----	15	22 546	1 161	61	13	(D)	(D)	BB	2	(D)
5192	Books, periodicals, and newspapers -----	4	12 361	1 382	60	1	(D)	(D)	AA	3	(D)
5193	Flowers, nursery stock, and florists' supplies -----	12	8 422	520	36	11	(D)	(D)	BB	1	(D)
5194	Tobacco and tobacco products -----	–	–	–	–	–	–	–	–	–	–
5198	Paints, varnishes, and supplies -----	6	7 159	728	31	2	(D)	(D)	AA	4	(D)
5199	Nondurable goods, n.e.c. -----	21	(D)	(D)	CC	20	10 260	1 644	(D)	1	(D)
FORT MYERS-CAPE CORAL, FL MSA											
	Wholesale trade -----	599	1 203 415	118 593	4 769	511	900 077	95 688	4 012	88	303 338
50	Durable goods -----	419	705 865	78 075	3 242	367	551 068	64 840	2 790	52	154 797
501	Motor vehicles and motor vehicle parts and supplies -----	66	122 437	11 943	585	61	83 823	10 683	491	5	38 614
5012	Automobiles and other motor vehicles -----	15	46 333	2 796	168	14	(D)	(D)	CC	1	(D)
5013	Motor vehicle supplies and new parts -----	39	49 847	6 480	328	35	(D)	(D)	EE	4	(D)
5014	Tires and tubes -----	8	24 451	2 188	65	8	24 451	2 188	65	–	–
5015	Motor vehicle parts, used -----	4	1 806	479	24	4	1 806	479	24	–	–
502	Furniture and home furnishings -----	27	23 192	3 853	181	21	20 337	3 540	160	6	2 855
5021	Furniture -----	11	9 125	1 550	69	9	(D)	(D)	BB	2	(D)
5023	Home furnishings -----	16	14 067	2 303	112	12	(D)	(D)	CC	4	(D)

Table 7. Summary Statistics for Metropolitan Areas: 1992 — Con.

[For meaning of abbreviations and symbols, see introductory text. For explanation of terms and comparability of 1987 and 1992 censuses, see appendix A. For definitions of CMSA's, MSA's, and PMSA's, see appendix D]

SIC code	Geographic area and kind of business	Establishments (number)	Sales (\$1,000)	Annual payroll (\$1,000)	Paid employees for pay period including March 12 (number)	Merchant wholesalers			Other operating types		
						Establishments (number)	Sales (\$1,000)	Annual payroll (\$1,000)	Paid employees for pay period including March 12 (number)	Establishments (number)	Sales (\$1,000)
	FORT MYERS—CAPE CORAL, FL MSA — Con.										
50	Durable goods — Con.										
503	Lumber and other construction materials	42	117 685	8 823	394	34	87 257	6 602	289	8	30 428
5031	Lumber, plywood, millwork, and wood panels	16	65 442	3 704	164	13	46 066	2 711	118	3	19 376
5032	Brick, stone, and related construction materials	11	19 768	1 860	100	9	(D)	(D)	BB	2	(D)
5033	Roofing, siding, and insulation materials	7	16 302	1 130	52	7	16 302	1 130	52	—	—
5039	Construction materials, n.e.c.	8	16 173	2 129	78	5	(D)	(D)	BB	3	(D)
504	Professional and commercial equipment and supplies	60	62 288	14 125	532	55	49 867	9 952	455	5	12 421
5043	Photographic equipment and supplies	—	—	—	—	—	—	—	—	—	—
5044	Office equipment	18	23 681	4 294	200	16	(D)	(D)	CC	2	(D)
5045	Computers and computer peripheral equipment and software	13	18 355	5 850	144	11	(D)	(D)	BB	2	(D)
5046	Commercial equipment, n.e.c.	9	(D)	(D)	BB	9	(D)	(D)	BB	—	—
5047	Medical, dental, and hospital equipment and supplies	14	12 013	2 021	89	14	12 013	2 021	89	—	—
5048	Ophthalmic goods	4	2 243	356	20	3	(D)	(D)	AA	1	(D)
5049	Professional equipment and supplies, n.e.c.	2	(D)	(D)	AA	2	(D)	(D)	AA	—	—
505	Metals and minerals, except petroleum	15	28 204	2 947	126	14	(D)	(D)	CC	1	(D)
5051	Metals service centers and offices	15	28 204	2 947	126	14	(D)	(D)	CC	1	(D)
5052	Coal and other minerals and ores	—	—	—	—	—	—	—	—	—	—
506	Electrical goods	43	108 780	9 973	359	32	83 278	8 132	308	11	25 502
5063	Electrical apparatus and equipment, wiring supplies, and construction materials	25	62 283	5 175	189	19	52 215	4 131	162	6	10 068
5064	Electrical appliances, television and radio sets	5	15 284	1 751	59	4	(D)	(D)	BB	1	(D)
5065	Electronic parts and equipment, n.e.c.	13	31 213	3 047	111	9	(D)	(D)	BB	4	(D)
507	Hardware, and plumbing and heating equipment and supplies	46	76 716	8 020	308	44	(D)	(D)	EE	2	(D)
5072	Hardware	11	(D)	(D)	BB	10	10 217	2 119	(D)	1	(D)
5074	Plumbing and heating equipment and supplies (hydronics)	17	38 230	3 378	126	17	38 230	3 378	126	—	—
5075	Warm air heating and air-conditioning equipment and supplies	16	25 748	2 322	94	15	(D)	(D)	BB	1	(D)
5078	Refrigeration equipment and supplies	2	(D)	(D)	AA	2	(D)	(D)	AA	—	—
508	Machinery, equipment, and supplies	79	126 311	14 532	531	68	90 297	11 550	448	11	36 014
5082	Construction and mining (except petroleum) machinery and equipment	7	33 574	3 147	108	6	(D)	(D)	BB	1	(D)
5083	Farm and garden machinery and equipment	19	20 267	2 514	108	16	(D)	(D)	CC	3	(D)
5084	Industrial machinery and equipment	28	32 138	3 176	110	22	19 479	2 557	97	6	12 659
5085	Industrial supplies	6	15 749	2 056	74	5	(D)	(D)	BB	1	(D)
5087	Service establishment equipment and supplies	9	9 992	2 020	65	9	9 992	2 020	65	—	—
5088	Transportation equipment and supplies, except motor vehicles	10	14 591	1 619	66	10	14 591	1 619	66	—	—
509	Miscellaneous durable goods	41	40 252	3 859	226	38	33 556	3 563	211	3	6 696
5091	Sporting and recreational goods and supplies	10	10 213	696	38	8	(D)	(D)	BB	2	(D)
5092	Toys and hobby goods and supplies	—	—	—	—	—	—	—	—	—	—
5093	Scrap and waste materials	8	17 008	1 385	96	8	17 008	1 385	96	—	—
5094	Jewelry, watches, precious stones, and precious metals	9	2 346	375	37	9	2 346	375	37	—	—
5099	Durable goods, n.e.c.	14	10 685	1 403	55	13	(D)	(D)	BB	1	(D)
51	Nondurable goods	180	497 550	40 518	1 527	144	349 009	30 848	1 222	36	148 541
511	Paper and paper products	19	104 965	5 714	191	11	25 294	2 380	116	8	79 671
5111	Printing and writing paper	3	(D)	(D)	BB	2	(D)	(D)	AA	1	(D)
5112	Stationery and office supplies	9	83 553	3 014	110	6	(D)	(D)	BB	3	(D)
5113	Industrial and personal service paper	7	(D)	(D)	BB	3	(D)	(D)	BB	4	(D)
512	Drugs, drug proprietaries, and druggists' sundries	7	3 008	525	21	7	3 008	525	21	—	—
5122	Drugs, drug proprietaries, and druggists' sundries	7	3 008	525	21	7	3 008	525	21	—	—
513	Apparel, piece goods, and notions	7	3 047	396	23	6	(D)	(D)	AA	1	(D)
5131	Piece goods, notions, and other dry goods	—	—	—	—	—	—	—	—	—	—
5136	Men's and boys' clothing and furnishings	3	1 556	200	9	2	(D)	(D)	AA	1	(D)
5137	Women's, children's, and infants' clothing and accessories	4	1 491	196	14	4	1 491	196	14	—	—
5139	Footwear	—	—	—	—	—	—	—	—	—	—
514	Groceries and related products	54	150 910	11 729	478	41	108 060	7 692	334	13	42 850
5141	Groceries, general line	3	(D)	(D)	AA	3	(D)	(D)	AA	—	—
5142	Packaged frozen foods	2	(D)	(D)	BB	2	(D)	(D)	BB	—	—
5143	Dairy products, except dried or canned	5	6 138	503	34	3	(D)	(D)	AA	2	(D)
5144	Poultry and poultry products	1	(D)	(D)	AA	1	(D)	(D)	AA	—	—
5145	Confectionery	3	(D)	(D)	BB	3	(D)	(D)	BB	—	—
5146	Fish and seafoods	8	11 208	719	36	8	11 208	719	36	—	—
5147	Meats and meat products	4	4 204	244	5	4	4 204	244	5	—	—
5148	Fresh fruits and vegetables	8	38 727	2 619	103	5	(D)	(D)	BB	3	(D)
5149	Groceries and related products, n.e.c.	20	47 760	5 228	189	12	14 082	1 650	70	8	33 678
515	Farm-product raw materials	1	(D)	(D)	AA	1	(D)	(D)	AA	—	—
5153	Grain and field beans	—	—	—	—	—	—	—	—	—	—
5154	Livestock	—	—	—	—	—	—	—	—	—	—
5159	Farm-product raw materials, n.e.c.	1	(D)	(D)	AA	1	(D)	(D)	AA	—	—
516	Chemicals and allied products	13	43 199	3 359	82	10	32 022	2 227	47	3	11 177
5162	Plastics materials and basic forms and shapes	6	36 411	2 384	50	4	(D)	(D)	BB	2	(D)
5169	Chemicals and allied products, n.e.c.	7	6 788	975	32	6	(D)	(D)	BB	1	(D)
517	Petroleum and petroleum products	12	(D)	(D)	CC	11	(D)	(D)	CC	1	(D)
5171	Petroleum bulk stations and terminals	10	42 231	2 785	125	10	42 231	2 785	125	—	—
5172	Petroleum and petroleum products wholesalers, except bulk stations and terminals	2	(D)	(D)	AA	1	(D)	(D)	AA	1	(D)

Table 7. Summary Statistics for Metropolitan Areas: 1992 – Con.

[For meaning of abbreviations and symbols, see introductory text. For explanation of terms and comparability of 1987 and 1992 censuses, see appendix A. For definitions of CMSA's, MSA's, and PMSA's, see appendix D]

SIC code	Geographic area and kind of business	Estab-lish-ments (number)	Sales (\$1,000)	Annual payroll (\$1,000)	Paid employees for pay period including March 12 (number)	Merchant wholesalers			Other operating types	
						Estab-lish-ments (number)	Sales (\$1,000)	Annual payroll (\$1,000)	Paid employees for pay period including March 12 (number)	Estab-lish-ments (number)
FORT MYERS–CAPE CORAL, FL MSA – Con.										
51	Nondurable goods – Con.									
518	Beer, wine, and distilled alcoholic beverages -----	6	82 680	8 108	265	6	82 680	8 108	265	–
5181	Beer and ale -----	4	(D)	(D)	CC	4	(D)	(D)	CC	–
5182	Wine and distilled alcoholic beverages -----	2	(D)	(D)	BB	2	(D)	(D)	BB	–
519	Miscellaneous nondurable goods -----	61	(D)	(D)	EE	51	(D)	(D)	EE	10 (D)
5191	Farm supplies -----	13	13 965	1 205	59	10	(D)	(D)	BB	3 (D)
5192	Books, periodicals, and newspapers -----	4	2 246	206	7	2	(D)	(D)	AA	2 (D)
5193	Flowers, nursery stock, and florists' supplies -----	15	27 389	3 248	93	15	27 389	3 248	93	–
5194	Tobacco and tobacco products -----	1	(D)	(D)	AA	1	(D)	(D)	AA	–
5198	Paints, varnishes, and supplies -----	8	3 529	493	26	5	(D)	(D)	AA	3 (D)
5199	Nondurable goods, n.e.c. -----	20	(D)	(D)	CC	18	15 077	2 385	(D)	2 (D)
FORT PIERCE–PORT ST. LUCIE, FL MSA										
	Wholesale trade -----	379	905 874	75 575	3 465	328	603 369	65 264	3 179	51 302 505
50	Durable goods -----	238	369 543	38 640	1 620	212	273 938	35 095	1 518	26 95 605
501	Motor vehicles and motor vehicle parts and supplies -----	39	68 630	8 562	400	36	(D)	(D)	EE	3 (D)
502	Furniture and homefurnishings -----	10	5 749	1 175	54	10	5 749	1 175	54	–
503	Lumber and other construction materials -----	30	39 867	4 396	177	23	29 596	3 783	147	7 10 271
504	Professional and commercial equipment and supplies -----	31	58 051	5 949	233	27	38 420	5 316	224	4 19 631
505	Metals and minerals, except petroleum -----	3	(D)	(D)	BB	3	(D)	(D)	BB	–
506	Electrical goods -----	22	41 082	4 091	152	20	(D)	(D)	CC	2 (D)
507	Hardware, and plumbing and heating equipment and supplies -----	31	32 931	4 172	163	29	(D)	(D)	CC	2 (D)
508	Machinery, equipment, and supplies -----	39	51 879	5 459	260	37	(D)	(D)	CC	2 (D)
509	Miscellaneous durable goods -----	33	(D)	(D)	CC	27	(D)	(D)	CC	6 37 976
51	Nondurable goods -----	141	536 331	36 935	1 845	116	329 431	30 169	1 661	25 206 900
511	Paper and paper products -----	17	21 135	2 392	135	14	17 559	2 266	130	3 3 576
512	Drugs, drug proprietaries, and druggists' sundries -----	2	(D)	(D)	AA	2	(D)	(D)	AA	–
513	Apparel, piece goods, and notions -----	10	(D)	(D)	BB	8	(D)	(D)	AA	2 (D)
514	Groceries and related products -----	48	299 565	21 286	1 172	36	134 172	16 075	1 040	12 165 393
515	Farm-product raw materials -----	–	–	–	–	–	–	–	–	–
516	Chemicals and allied products -----	11	7 249	1 469	78	10	(D)	(D)	BB	1 (D)
517	Petroleum and petroleum products -----	14	51 812	2 032	100	14	51 812	2 032	100	–
518	Beer, wine, and distilled alcoholic beverages -----	3	48 718	4 715	138	3	48 718	4 715	138	–
519	Miscellaneous nondurable goods -----	36	103 502	4 654	195	29	67 625	3 274	151	7 35 877
FORT WALTON BEACH, FL MSA										
	Wholesale trade -----	152	248 735	18 714	972	137	167 894	14 449	790	15 80 841
50	Durable goods -----	99	111 719	9 987	481	90	78 048	9 145	457	9 33 671
501	Motor vehicles and motor vehicle parts and supplies -----	21	11 798	1 240	75	20	(D)	(D)	BB	1 (D)
502	Furniture and homefurnishings -----	4	3 812	527	25	4	3 812	527	25	–
503	Lumber and other construction materials -----	5	5 556	674	41	4	(D)	(D)	BB	1 (D)
504	Professional and commercial equipment and supplies -----	21	11 292	2 304	108	20	(D)	(D)	CC	1 (D)
505	Metals and minerals, except petroleum -----	2	(D)	(D)	AA	1	(D)	(D)	AA	1 (D)
506	Electrical goods -----	13	41 376	2 247	83	9	17 960	1 722	70	4 23 416
507	Hardware, and plumbing and heating equipment and supplies -----	14	17 714	1 676	82	14	17 714	1 676	82	–
508	Machinery, equipment, and supplies -----	10	8 622	601	30	9	(D)	(D)	BB	1 (D)
509	Miscellaneous durable goods -----	9	(D)	(D)	BB	9	(D)	(D)	BB	–
51	Nondurable goods -----	53	137 016	8 727	491	47	89 846	5 304	333	6 47 170
511	Paper and paper products -----	8	7 174	993	64	7	(D)	(D)	BB	1 (D)
512	Drugs, drug proprietaries, and druggists' sundries -----	2	(D)	(D)	AA	2	(D)	(D)	AA	–
513	Apparel, piece goods, and notions -----	3	(D)	(D)	BB	2	(D)	(D)	AA	1 (D)
514	Groceries and related products -----	23	63 638	4 337	220	20	(D)	(D)	CC	3 (D)
515	Farm-product raw materials -----	–	–	–	–	–	–	–	–	–
516	Chemicals and allied products -----	1	(D)	(D)	AA	1	(D)	(D)	AA	–
517	Petroleum and petroleum products -----	8	22 442	766	46	7	(D)	(D)	BB	1 (D)
518	Beer, wine, and distilled alcoholic beverages -----	3	28 334	1 337	65	3	28 334	1 337	65	–
519	Miscellaneous nondurable goods -----	5	(D)	(D)	AA	5	(D)	(D)	AA	–

FL–60 FLORIDA

WHOLESALE TRADE—GEOGRAPHIC AREA SERIES

Table 7. Summary Statistics for Metropolitan Areas: 1992 – Con.

[For meaning of abbreviations and symbols, see introductory text. For explanation of terms and comparability of 1987 and 1992 censuses, see appendix A. For definitions of CMSA's, MSA's, and PMSA's, see appendix D]

SIC code	Geographic area and kind of business	Estab-lish-ments (number)	Sales (\$1,000)	Annual payroll (\$1,000)	Paid employees for pay period including March 12 (number)	Merchant wholesalers				Other operating types	
						Estab-lish-ments (number)	Sales (\$1,000)	Annual payroll (\$1,000)	Paid employees for pay period including March 12 (number)	Estab-lish-ments (number)	Sales (\$1,000)
GAINESVILLE, FL MSA											
	Wholesale trade -----	272	493 922	48 269	2 231	241	382 685	39 317	1 960	31	111 237
50	Durable goods -----	171	235 369	30 162	1 314	159	194 640	25 824	1 233	12	40 729
501	Motor vehicles and motor vehicle parts and supplies -----	24	31 096	3 833	209	24	31 096	3 833	209	--	--
502	Furniture and homefurnishings -----	13	15 769	1 222	57	11	(D)	(D)	BB	2	(D)
503	Lumber and other construction materials -----	9	24 604	3 253	166	8	(D)	(D)	CC	1	(D)
504	Professional and commercial equipment and supplies -----	37	70 675	10 737	347	34	47 445	6 832	283	3	23 230
505	Metals and minerals, except petroleum -----	3	(D)	(D)	AA	3	(D)	(D)	AA	--	--
506	Electrical goods -----	24	19 756	2 725	120	24	19 756	2 725	120	--	--
507	Hardware, and plumbing and heating equipment and supplies -----	19	34 208	3 371	157	17	(D)	(D)	CC	2	(D)
508	Machinery, equipment, and supplies -----	27	21 040	2 912	145	24	19 352	2 709	140	3	1 688
509	Miscellaneous durable goods -----	15	(D)	(D)	CC	14	(D)	(D)	BB	1	(D)
51	Nondurable goods -----	101	258 553	18 107	917	82	188 045	13 493	727	19	70 508
511	Paper and paper products -----	7	(D)	(D)	BB	6	7 138	1 469	(D)	1	(D)
512	Drugs, drug proprietaries, and druggists' sundries -----	3	1 494	329	16	3	1 494	329	16	--	--
513	Apparel, piece goods, and notions -----	7	7 864	632	37	4	3 573	542	33	3	4 291
514	Groceries and related products -----	27	85 960	7 917	399	19	41 275	4 190	265	8	44 685
515	Farm-product raw materials -----	4	(D)	(D)	BB	3	(D)	(D)	AA	1	(D)
516	Chemicals and allied products -----	5	13 702	621	23	3	(D)	(D)	AA	2	(D)
517	Petroleum and petroleum products -----	8	25 514	1 522	83	8	25 514	1 522	83	--	--
518	Beer, wine, and distilled alcoholic beverages -----	1	(D)	(D)	BB	1	(D)	(D)	BB	--	--
519	Miscellaneous nondurable goods -----	39	(D)	(D)	CC	35	(D)	(D)	CC	4	(D)
JACKSONVILLE, FL MSA											
	Wholesale trade -----	1 854	11 946 233	666 046	23 906	1 488	6 400 175	448 314	17 106	366	5 546 058
50	Durable goods -----	1 280	4 943 674	371 535	12 981	1 078	3 590 054	299 612	11 238	202	1 353 620
501	Motor vehicles and motor vehicle parts and supplies -----	212	1 773 052	74 058	2 687	197	1 577 361	66 006	2 425	15	195 691
5012	Automobiles and other motor vehicles -----	44	958 075	17 096	577	41	940 497	16 218	538	3	17 578
5013	Motor vehicle supplies and new parts -----	113	671 441	46 675	1 686	105	(D)	(D)	GG	8	(D)
5014	Tires and tubes -----	32	130 852	8 261	299	28	(D)	(D)	EE	4	(D)
5015	Motor vehicle parts, used -----	23	12 684	2 026	125	23	12 684	2 026	125	--	--
502	Furniture and homefurnishings -----	59	132 887	15 237	579	51	102 939	13 645	549	8	29 948
5021	Furniture -----	32	94 068	10 672	375	26	(D)	(D)	EE	6	(D)
5023	Homefurnishings -----	27	38 819	4 565	204	25	(D)	(D)	CC	2	(D)
503	Lumber and other construction materials -----	100	538 976	25 250	878	74	237 053	19 951	691	26	301 923
5031	Lumber, plywood, millwork, and wood panels -----	49	427 706	15 883	518	36	163 323	12 948	425	13	264 383
5032	Brick, stone, and related construction materials -----	23	(D)	(D)	CC	16	(D)	(D)	CC	7	(D)
5033	Roofing, siding, and insulation materials -----	16	53 553	3 022	121	13	41 049	2 823	114	3	12 504
5039	Construction materials, n.e.c. -----	12	(D)	(D)	BB	9	(D)	(D)	BB	3	(D)
504	Professional and commercial equipment and supplies -----	197	541 899	82 449	2 420	166	345 064	50 865	1 845	31	196 835
5043	Photographic equipment and supplies -----	4	9 418	840	45	4	9 418	840	45	--	--
5044	Office equipment -----	50	97 739	23 204	879	45	(D)	(D)	FF	5	(D)
5045	Computers and computer peripheral equipment and software -----	63	165 063	29 018	624	51	52 280	8 196	289	12	112 783
5046	Commercial equipment, n.e.c. -----	17	32 292	2 964	125	15	(D)	(D)	CC	2	(D)
5047	Medical, dental, and hospital equipment and supplies -----	47	194 857	20 957	547	37	167 027	17 905	489	10	27 830
5048	Ophthalmic goods -----	7	32 584	3 763	125	6	(D)	(D)	CC	1	(D)
5049	Professional equipment and supplies, n.e.c. -----	9	9 946	1 703	75	8	(D)	(D)	BB	1	(D)
505	Metals and minerals, except petroleum -----	50	278 135	11 881	422	38	145 395	9 980	370	12	132 740
5051	Metals service centers and offices -----	49	(D)	(D)	EE	37	(D)	(D)	EE	12	132 740
5052	Coal and other minerals and ores -----	1	(D)	(D)	AA	1	(D)	(D)	AA	--	--
506	Electrical goods -----	124	419 775	31 667	1 202	95	268 233	23 873	1 006	29	151 542
5063	Electrical apparatus and equipment, wiring supplies, and construction materials -----	66	237 179	17 931	621	47	161 143	13 156	501	19	76 036
5064	Electrical appliances, television and radio sets -----	10	58 108	5 622	268	10	58 108	5 622	268	--	--
5065	Electronic parts and equipment, n.e.c. -----	48	124 488	8 114	313	38	48 982	5 095	237	10	75 506
507	Hardware, and plumbing and heating equipment and supplies -----	137	318 178	29 293	1 117	109	206 363	23 206	942	28	111 815
5072	Hardware -----	40	94 358	10 827	407	33	61 057	7 962	330	7	33 301
5074	Plumbing and heating equipment and supplies (hydronics) -----	42	135 854	10 509	392	32	78 216	8 704	336	10	57 638
5075	Warm air heating and air-conditioning equipment and supplies -----	45	63 841	6 748	280	38	(D)	(D)	CC	7	(D)
5078	Refrigeration equipment and supplies -----	10	24 125	1 209	38	6	(D)	(D)	BB	4	(D)
508	Machinery, equipment, and supplies -----	305	721 252	80 104	2 782	262	520 169	71 899	2 563	43	201 083
5082	Construction and mining (except petroleum) machinery and equipment -----	23	152 176	20 682	674	21	(D)	(D)	FF	2	(D)
5083	Farm and garden machinery and equipment -----	27	53 814	5 888	237	27	53 814	5 888	237	--	--
5084	Industrial machinery and equipment -----	123	194 892	23 708	758	103	136 635	20 557	688	20	58 257
5085	Industrial supplies -----	77	217 242	19 339	676	61	112 875	16 163	580	16	104 367
5087	Service establishment equipment and supplies -----	33	40 560	7 020	297	30	26 105	6 120	283	3	14 455
5088	Transportation equipment and supplies, except motor vehicles -----	22	62 568	3 467	140	20	(D)	(D)	CC	2	(D)

Table 7. Summary Statistics for Metropolitan Areas: 1992 – Con.

[For meaning of abbreviations and symbols, see introductory text. For explanation of terms and comparability of 1987 and 1992 censuses, see appendix A. For definitions of CMSA's, MSA's, and PMSA's, see appendix D]

SIC code	Geographic area and kind of business	Establishments (number)	Sales (\$1,000)	Annual payroll (\$1,000)	Paid employees for pay period including March 12 (number)	Merchant wholesalers			Other operating types		
						Establishments (number)	Sales (\$1,000)	Annual payroll (\$1,000)	Paid employees for pay period including March 12 (number)	Establishments (number)	Sales (\$1,000)
JACKSONVILLE, FL MSA – Con.											
50	Durable goods – Con.										
509	Miscellaneous durable goods -----	96	219 520	21 596	894	86	187 477	20 187	847	10	32 043
5091	Sporting and recreational goods and supplies ----	27	36 157	3 390	212	25	(D)	(D)	CC	2	(D)
5092	Toys and hobby goods and supplies -----	5	(D)	(D)	BB	4	(D)	(D)	BB	1	(D)
5093	Scrap and waste materials -----	26	89 809	6 954	346	26	89 809	6 954	346	–	–
5094	Jewelry, watches, precious stones, and precious metals-----	6	1 328	379	24	6	1 328	379	24	–	–
5099	Durable goods, n.e.c. -----	32	(D)	(D)	CC	25	(D)	(D)	CC	7	19 991
51	Nondurable goods -----	574	7 002 559	294 511	10 925	410	2 810 121	148 702	5 868	164	4 192 438
511	Paper and paper products -----	96	963 946	34 053	1 193	69	240 233	18 425	780	27	723 713
5111	Printing and writing paper -----	14	199 290	5 855	201	8	(D)	(D)	CC	6	(D)
5112	Stationery and office supplies -----	46	120 206	11 320	524	35	(D)	(D)	EE	11	(D)
5113	Industrial and personal service paper -----	36	644 450	16 878	468	26	106 303	5 988	203	10	538 147
512	Drugs, drug proprietaries, and druggists' sundries ---	24	1 173 538	34 646	1 272	17	580 679	5 869	277	7	592 859
5122	Drugs, drug proprietaries, and druggists' sundries -	24	1 173 538	34 646	1 272	17	580 679	5 869	277	7	592 859
513	Apparel, piece goods, and notions -----	27	43 356	3 201	164	19	18 035	1 718	86	8	25 321
5131	Piece goods, notions, and other dry goods -----	7	9 942	565	22	6	(D)	(D)	BB	1	(D)
5136	Men's and boys' clothing and furnishings -----	9	26 442	1 957	113	6	(D)	(D)	BB	3	(D)
5137	Women's, children's, and infants' clothing and accessories -----	8	5 424	308	16	5	1 140	219	13	3	4 284
5139	Footwear -----	3	1 548	371	13	2	(D)	(D)	AA	1	(D)
514	Groceries and related products -----	162	2 679 819	102 702	4 270	102	924 857	48 441	1 875	60	1 754 962
5141	Groceries, general line -----	19	360 211	11 900	438	14	104 143	7 752	294	5	256 068
5142	Packaged frozen foods -----	18	404 208	17 136	482	10	316 913	15 659	418	8	87 295
5143	Dairy products, except dried or canned -----	10	(D)	(D)	CC	4	(D)	(D)	BB	6	(D)
5144	Poultry and poultry products -----	4	32 955	903	39	1	(D)	(D)	BB	3	(D)
5145	Confectionery -----	6	45 945	5 541	284	4	(D)	(D)	BB	2	(D)
5146	Fish and seafoods -----	16	56 558	3 084	154	16	56 558	3 084	154	–	–
5147	Meats and meat products -----	14	142 664	3 613	131	11	(D)	(D)	BB	3	(D)
5148	Fresh fruits and vegetables -----	25	168 809	10 100	468	20	92 020	8 805	440	5	76 789
5149	Groceries and related products, n.e.c. -----	50	(D)	(D)	GG	22	(D)	(D)	EE	28	1 231 730
515	Farm-product raw materials -----	5	7 900	744	29	5	7 900	744	29	–	–
5153	Grain and field beans -----	3	(D)	(D)	BB	3	(D)	(D)	BB	–	–
5154	Livestock -----	–	–	–	–	–	–	–	–	–	–
5159	Farm-product raw materials, n.e.c. -----	2	(D)	(D)	AA	2	(D)	(D)	AA	–	–
516	Chemicals and allied products -----	59	323 863	36 504	865	40	109 515	11 025	365	19	214 348
5162	Plastics materials and basic forms and shapes ----	18	40 113	4 631	150	13	35 205	4 370	145	5	4 908
5169	Chemicals and allied products, n.e.c. -----	41	283 750	31 873	715	27	74 310	6 655	220	14	209 440
517	Petroleum and petroleum products -----	46	831 304	17 711	629	33	258 645	12 703	481	13	572 659
5171	Petroleum bulk stations and terminals -----	34	697 325	12 807	459	23	(D)	(D)	EE	11	(D)
5172	Petroleum and petroleum products wholesalers, except bulk stations and terminals -----	12	133 979	4 904	170	10	(D)	(D)	CC	2	(D)
518	Beer, wine, and distilled alcoholic beverages -----	14	(D)	(D)	FF	13	(D)	(D)	FF	1	(D)
5181	Beer and ale -----	8	158 496	13 609	445	8	158 496	13 609	445	–	–
5182	Wine and distilled alcoholic beverages -----	6	(D)	(D)	CC	5	(D)	(D)	CC	1	(D)
519	Miscellaneous nondurable goods -----	141	(D)	(D)	GG	112	(D)	(D)	GG	29	(D)
5191	Farm supplies -----	37	48 622	3 985	169	31	28 149	3 127	143	6	20 473
5192	Books, periodicals, and newspapers -----	15	124 521	6 610	215	11	(D)	(D)	CC	4	(D)
5193	Flowers, nursery stock, and florists' supplies ----	19	19 152	2 814	170	18	(D)	(D)	CC	1	(D)
5194	Tobacco and tobacco products -----	5	186 976	10 416	398	2	(D)	(D)	BB	3	(D)
5198	Paints, varnishes, and supplies -----	16	51 673	3 587	128	6	6 580	793	41	10	45 093
5199	Nondurable goods, n.e.c. -----	49	(D)	(D)	FF	44	242 326	15 602	(D)	5	(D)
LAKELAND–WINTER HAVEN, FL MSA											
	Wholesale trade -----	754	3 450 660	196 496	10 256	646	2 411 123	168 559	8 912	108	1 039 537
50	Durable goods -----	483	1 150 968	97 879	4 264	425	718 450	85 816	3 522	58	432 518
501	Motor vehicles and motor vehicle parts and supplies -----	106	393 841	21 240	1 246	101	(D)	(D)	FF	5	(D)
5012	Automobiles and other motor vehicles -----	27	317 789	9 050	665	24	(D)	(D)	CC	3	(D)
5013	Motor vehicle supplies and new parts -----	55	54 967	8 892	428	53	(D)	(D)	EE	2	(D)
5014	Tires and tubes -----	8	(D)	(D)	BB	8	(D)	(D)	BB	–	–
5015	Motor vehicle parts, used -----	16	(D)	(D)	BB	16	(D)	(D)	BB	–	–
502	Furniture and homefurnishings -----	28	24 115	3 110	169	24	11 944	2 187	121	4	12 171
5021	Furniture -----	11	9 402	533	31	8	(D)	(D)	BB	3	(D)
5023	Homefurnishings-----	17	14 713	2 577	138	16	(D)	(D)	BB	1	(D)
503	Lumber and other construction materials -----	44	145 745	10 744	509	33	102 300	8 933	439	11	43 445
5031	Lumber, plywood, millwork, and wood panels -----	19	81 784	7 272	373	16	75 347	6 553	341	3	6 437
5032	Brick, stone, and related construction materials ---	11	40 609	1 432	53	4	(D)	(D)	AA	7	(D)
5033	Roofing, siding, and insulation materials -----	3	(D)	(D)	BB	3	(D)	(D)	BB	–	–
5039	Construction materials, n.e.c. -----	11	(D)	(D)	BB	10	(D)	(D)	BB	1	(D)

Table 7. Summary Statistics for Metropolitan Areas: 1992 – Con.

[For meaning of abbreviations and symbols, see introductory text. For explanation of terms and comparability of 1987 and 1992 censuses, see appendix A. For definitions of CMSA's, MSA's, and PMSA's, see appendix D]

SIC code	Geographic area and kind of business	Estab-lish-ments (number)	Sales (\$1,000)	Annual payroll (\$1,000)	Paid employees for pay period including March 12 (number)	Merchant wholesalers				Other operating types	
						Estab-lish-ments (number)	Sales (\$1,000)	Annual payroll (\$1,000)	Paid employees for pay period including March 12 (number)	Estab-lish-ments (number)	Sales (\$1,000)
LAKELAND–WINTER HAVEN, FL MSA – Con.											
50	Durable goods – Con.										
504	Professional and commercial equipment and supplies	43	37 609	6 843	306	42	(D)	(D)	EE	1	(D)
5043	Photographic equipment and supplies	–	–	–	–	–	–	–	–	–	–
5044	Office equipment	12	14 700	3 507	158	12	14 700	3 507	158	–	–
5045	Computers and computer peripheral equipment and software	10	11 520	1 342	50	9	(D)	(D)	BB	1	(D)
5046	Commercial equipment, n.e.c.	8	6 615	1 063	38	8	6 615	1 063	38	–	–
5047	Medical, dental, and hospital equipment and supplies	5	1 510	199	19	5	1 510	199	19	–	–
5048	Ophthalmic goods	2	(D)	(D)	BB	2	(D)	(D)	BB	–	–
5049	Professional equipment and supplies, n.e.c.	6	(D)	(D)	AA	6	(D)	(D)	AA	–	–
505	Metals and minerals, except petroleum	11	48 005	3 392	118	9	(D)	(D)	CC	2	(D)
5051	Metals service centers and offices	11	48 005	3 392	118	9	(D)	(D)	CC	2	(D)
5052	Coal and other minerals and ores	–	–	–	–	–	–	–	–	–	–
506	Electrical goods	32	111 695	8 715	313	24	63 973	7 183	269	8	47 722
5063	Electrical apparatus and equipment, wiring supplies, and construction materials	18	83 889	5 235	191	13	(D)	(D)	CC	5	(D)
5064	Electrical appliances, television and radio sets	1	(D)	(D)	AA	1	(D)	(D)	AA	–	–
5065	Electronic parts and equipment, n.e.c.	13	(D)	(D)	CC	10	(D)	(D)	BB	3	(D)
507	Hardware, and plumbing and heating equipment and supplies	45	72 033	8 075	313	36	52 085	7 085	280	9	19 948
5072	Hardware	12	27 038	2 877	100	8	15 186	2 274	87	4	11 852
5074	Plumbing and heating equipment and supplies (hydronics)	11	21 101	2 919	112	8	(D)	(D)	BB	3	(D)
5075	Warm air heating and air-conditioning equipment and supplies	17	18 875	1 717	75	15	(D)	(D)	BB	2	(D)
5078	Refrigeration equipment and supplies	5	5 019	562	26	5	5 019	562	26	–	–
508	Machinery, equipment, and supplies	137	286 171	31 629	1 084	119	236 568	29 976	1 033	18	49 603
5082	Construction and mining (except petroleum) machinery and equipment	13	41 271	2 218	64	12	(D)	(D)	BB	1	(D)
5083	Farm and garden machinery and equipment	17	23 052	3 160	137	16	(D)	(D)	CC	1	(D)
5084	Industrial machinery and equipment	57	107 744	13 152	398	45	72 428	12 092	367	12	35 316
5085	Industrial supplies	36	90 436	11 497	417	34	(D)	(D)	EE	2	(D)
5087	Service establishment equipment and supplies	7	12 048	739	27	5	(D)	(D)	AA	2	(D)
5088	Transportation equipment and supplies, except motor vehicles	7	11 620	863	41	7	11 620	863	41	–	–
509	Miscellaneous durable goods	37	31 754	4 131	206	37	31 754	4 131	206	–	–
5091	Sporting and recreational goods and supplies	6	2 165	286	19	6	2 165	286	19	–	–
5092	Toys and hobby goods and supplies	1	(D)	(D)	AA	1	(D)	(D)	AA	–	–
5093	Scrap and waste materials	15	11 923	2 001	98	15	11 923	2 001	98	–	–
5094	Jewelry, watches, precious stones, and precious metals	4	1 757	137	14	4	1 757	137	14	–	–
5099	Durable goods, n.e.c.	11	(D)	(D)	BB	11	(D)	(D)	BB	–	–
51	Nondurable goods	271	2 299 692	98 617	5 992	221	1 692 673	82 743	5 390	50	607 019
511	Paper and paper products	29	40 131	3 642	171	26	25 816	3 328	167	3	14 315
5111	Printing and writing paper	3	(D)	(D)	AA	2	(D)	(D)	AA	1	(D)
5112	Stationery and office supplies	17	21 805	2 641	145	16	(D)	(D)	CC	1	(D)
5113	Industrial and personal service paper	9	(D)	(D)	AA	8	(D)	(D)	AA	1	(D)
512	Drugs, drug proprietaries, and druggists' sundries	5	(D)	(D)	CC	5	(D)	(D)	CC	–	–
5122	Drugs, drug proprietaries, and druggists' sundries	5	(D)	(D)	CC	5	(D)	(D)	CC	–	–
513	Apparel, piece goods, and notions	6	(D)	(D)	BB	5	1 814	322	(D)	1	(D)
5131	Piece goods, notions, and other dry goods	1	(D)	(D)	AA	1	(D)	(D)	AA	–	–
5136	Men's and boys' clothing and furnishings	1	(D)	(D)	AA	1	(D)	(D)	AA	–	–
5137	Women's, children's, and infants' clothing and accessories	3	(D)	(D)	BB	2	(D)	(D)	AA	1	(D)
5139	Footwear	1	(D)	(D)	AA	1	(D)	(D)	AA	–	–
514	Groceries and related products	106	1 553 718	60 794	4 399	83	1 060 749	48 406	3 941	23	492 969
5141	Groceries, general line	10	126 022	4 725	191	8	(D)	(D)	CC	2	(D)
5142	Packaged frozen foods	10	69 294	1 840	104	7	59 490	1 576	95	3	9 804
5143	Dairy products, except dried or canned	2	(D)	(D)	BB	1	(D)	(D)	AA	1	(D)
5144	Poultry and poultry products	2	(D)	(D)	BB	2	(D)	(D)	BB	–	–
5145	Confectionery	1	(D)	(D)	AA	1	(D)	(D)	AA	–	–
5146	Fish and seafoods	2	(D)	(D)	AA	1	(D)	(D)	AA	1	(D)
5147	Meats and meat products	6	(D)	(D)	EE	5	(D)	(D)	EE	1	(D)
5148	Fresh fruits and vegetables	48	460 485	22 839	2 279	45	451 077	22 715	2 271	3	9 408
5149	Groceries and related products, n.e.c.	25	549 289	21 271	1 289	13	160 043	11 026	914	12	389 246
515	Farm-product raw materials	4	32 906	371	40	3	(D)	(D)	AA	1	(D)
5153	Grain and field beans	–	–	–	–	–	–	–	–	–	–
5154	Livestock	2	(D)	(D)	BB	1	(D)	(D)	AA	1	(D)
5159	Farm-product raw materials, n.e.c.	2	(D)	(D)	AA	2	(D)	(D)	AA	–	–
516	Chemicals and allied products	28	61 934	4 336	185	21	29 241	3 646	156	7	32 693
5162	Plastics materials and basic forms and shapes	6	30 874	1 885	67	5	(D)	(D)	BB	1	(D)
5169	Chemicals and allied products, n.e.c.	22	31 060	2 451	118	16	(D)	(D)	BB	6	(D)
517	Petroleum and petroleum products	17	159 108	6 659	287	16	(D)	(D)	EE	1	(D)
5171	Petroleum bulk stations and terminals	13	154 040	6 458	277	13	154 040	6 458	277	–	–
5172	Petroleum and petroleum products wholesalers, except bulk stations and terminals	4	5 068	201	10	3	(D)	(D)	AA	1	(D)
518	Beer, wine, and distilled alcoholic beverages	5	53 463	5 431	152	5	53 463	5 431	152	–	–
5181	Beer and ale	5	53 463	5 431	152	5	53 463	5 431	152	–	–
5182	Wine and distilled alcoholic beverages	–	–	–	–	–	–	–	–	–	–

Table 7. Summary Statistics for Metropolitan Areas: 1992 – Con.

[For meaning of abbreviations and symbols, see introductory text. For explanation of terms and comparability of 1987 and 1992 censuses, see appendix A. For definitions of CMSA's, MSA's, and PMSA's, see appendix D]

SIC code	Geographic area and kind of business	Estab-lish-ments (number)	Sales (\$1,000)	Annual payroll (\$1,000)	Paid employees for pay period including March 12 (number)	Merchant wholesalers			Other operating types		
						Estab-lish-ments (number)	Sales (\$1,000)	Annual payroll (\$1,000)	Paid employees for pay period including March 12 (number)	Estab-lish-ments (number)	Sales (\$1,000)
LAKELAND–WINTER HAVEN, FL MSA – Con.											
51	Nondurable goods – Con.										
519	Miscellaneous nondurable goods -----	71	162 911	13 547	588	57	(D)	(D)	FF	14	(D)
5191	Farm supplies -----	34	119 623	8 581	326	28	91 731	7 381	277	6	27 892
5192	Books, periodicals, and newspapers -----	2	(D)	(D)	BB	2	(D)	(D)	BB	–	–
5193	Flowers, nursery stock, and florists' supplies -----	7	3 878	55 1	30	6	(D)	(D)	BB	1	(D)
5194	Tobacco and tobacco products -----	1	(D)	(D)	AA	1	(D)	(D)	AA	–	–
5198	Paints, varnishes, and supplies -----	8	6 725	818	37	5	(D)	(D)	BB	3	(D)
5199	Nondurable goods, n.e.c. -----	19	(D)	(D)	CC	15	(D)	(D)	CC	4	14 202
MELBOURNE–TITUSVILLE–PALM BAY, FL MSA											
	Wholesale trade -----	594	1 161 850	103 679	4 410	508	735 539	78 519	3 678	86	426 311
50	Durable goods -----	417	672 275	70 814	2 838	361	453 078	53 417	2 376	56	219 197
501	Motor vehicles and motor vehicle parts and supplies -----	71	83 813	10 143	529	69	(D)	(D)	FF	2	(D)
5012	Automobiles and other motor vehicles -----	7	24 337	1 326	51	7	24 337	1 326	51	–	–
5013	Motor vehicle supplies and new parts -----	44	45 936	6 305	355	42	(D)	(D)	EE	2	(D)
5014	Tires and tubes -----	5	(D)	(D)	BB	5	(D)	(D)	BB	–	–
5015	Motor vehicle parts, used -----	15	(D)	(D)	BB	15	(D)	(D)	BB	–	–
502	Furniture and homefurnishings -----	20	17 050	2 328	101	18	(D)	(D)	BB	2	(D)
5021	Furniture -----	10	9 215	1 359	62	8	(D)	(D)	BB	2	(D)
5023	Homefurnishings -----	10	7 835	969	39	10	7 835	969	39	–	–
503	Lumber and other construction materials -----	27	47 595	4 969	199	22	35 985	4 136	180	5	11 610
5031	Lumber, plywood, millwork, and wood panels -----	11	14 040	2 034	94	9	(D)	(D)	BB	2	(D)
5032	Brick, stone, and related construction materials -----	10	20 748	1 776	62	7	(D)	(D)	BB	3	(D)
5033	Roofing, siding, and insulation materials -----	2	(D)	(D)	BB	2	(D)	(D)	BB	–	–
5039	Construction materials, n.e.c. -----	4	(D)	(D)	AA	4	(D)	(D)	AA	–	–
504	Professional and commercial equipment and supplies -----	67	182 571	21 879	658	59	81 368	9 318	359	8	101 203
5043	Photographic equipment and supplies -----	1	(D)	(D)	AA	1	(D)	(D)	AA	–	–
5044	Office equipment -----	14	38 961	8 234	297	13	(D)	(D)	CC	1	(D)
5045	Computers and computer peripheral equipment and software -----	35	129 358	11 348	260	31	53 497	4 093	137	4	75 861
5046	Commercial equipment, n.e.c. -----	5	6 136	1 243	48	5	6 136	1 243	48	–	–
5047	Medical, dental, and hospital equipment and supplies -----	7	3 765	716	33	6	(D)	(D)	BB	1	(D)
5048	Ophthalmic goods -----	1	(D)	(D)	AA	1	(D)	(D)	AA	–	–
5049	Professional equipment and supplies, n.e.c. -----	4	(D)	(D)	AA	2	(D)	(D)	AA	2	(D)
505	Metals and minerals, except petroleum -----	8	5 028	518	20	7	(D)	(D)	BB	1	(D)
5051	Metals service centers and offices -----	8	5 028	518	20	7	(D)	(D)	BB	1	(D)
5052	Coal and other minerals and ores -----	–	–	–	–	–	–	–	–	–	–
506	Electrical goods -----	68	130 823	10 129	414	52	82 306	8 286	336	16	48 517
5063	Electrical apparatus and equipment, wiring supplies, and construction materials -----	22	39 653	3 496	145	21	(D)	(D)	CC	1	(D)
5064	Electrical appliances, television and radio sets -----	4	1 403	51	4	1	(D)	(D)	AA	3	(D)
5065	Electronic parts and equipment, n.e.c. -----	42	89 767	6 582	265	30	(D)	(D)	CC	12	(D)
507	Hardware, and plumbing and heating equipment and supplies -----	44	52 860	6 716	305	40	51 195	6 589	299	4	1 665
5072	Hardware -----	11	12 482	2 738	113	11	12 482	2 738	113	–	–
5074	Plumbing and heating equipment and supplies (hydronics) -----	16	21 108	2 267	115	14	(D)	(D)	CC	2	(D)
5075	Warm air heating and air-conditioning equipment and supplies -----	15	(D)	(D)	BB	13	17 509	1 553	(D)	2	(D)
5078	Refrigeration equipment and supplies -----	2	(D)	(D)	AA	2	(D)	(D)	AA	–	–
508	Machinery, equipment, and supplies -----	67	95 477	9 004	359	53	50 795	7 538	320	14	44 682
5082	Construction and mining (except petroleum) machinery and equipment -----	1	(D)	(D)	AA	1	(D)	(D)	AA	–	–
5083	Farm and garden machinery and equipment -----	8	(D)	(D)	BB	7	6 500	1 056	(D)	1	(D)
5084	Industrial machinery and equipment -----	24	45 228	3 364	114	15	12 630	2 099	81	9	32 598
5085	Industrial supplies -----	16	23 644	1 915	80	13	(D)	(D)	BB	3	(D)
5087	Service establishment equipment and supplies -----	6	(D)	(D)	BB	6	(D)	(D)	BB	–	–
5088	Transportation equipment and supplies, except motor vehicles -----	12	12 474	1 667	61	11	(D)	(D)	BB	1	(D)
509	Miscellaneous durable goods -----	45	57 058	5 128	253	41	50 079	4 766	240	4	6 979
5091	Sporting and recreational goods and supplies -----	20	14 471	1 751	91	18	(D)	(D)	BB	2	(D)
5092	Toys and hobby goods and supplies -----	1	(D)	(D)	AA	1	(D)	(D)	AA	–	–
5093	Scrap and waste materials -----	12	25 928	2 517	130	12	25 928	2 517	130	–	–
5094	Jewelry, watches, precious stones, and precious metals -----	3	447	26	2	3	447	26	2	–	–
5099	Durable goods, n.e.c. -----	9	(D)	(D)	BB	7	(D)	(D)	BB	2	(D)

Table 7. Summary Statistics for Metropolitan Areas: 1992 — Con.

[For meaning of abbreviations and symbols, see introductory text. For explanation of terms and comparability of 1987 and 1992 censuses, see appendix A. For definitions of CMSA's, MSA's, and PMSA's, see appendix D]

SIC code	Geographic area and kind of business	Estab-lish-ments (number)	Sales (\$1,000)	Annual payroll (\$1,000)	Paid employees for pay period including March 12 (number)	Merchant wholesalers			Other operating types		
						Estab-lish-ments (number)	Sales (\$1,000)	Annual payroll (\$1,000)	Paid employees for pay period including March 12 (number)	Estab-lish-ments (number)	Sales (\$1,000)
MELBOURNE—TITUSVILLE—PALM BAY, FL MSA—Con.											
51	Nondurable goods -----	177	489 575	32 865	1 572	147	282 461	25 102	1 302	30	207 114
511	Paper and paper products -----	23	30 294	2 711	206	21	(D)	(D)	CC	2	(D)
5111	Printing and writing paper -----	—	—	—	—	—	—	—	—	—	—
5112	Stationery and office supplies -----	19	22 350	2 189	183	18	(D)	(D)	CC	1	(D)
5113	Industrial and personal service paper -----	4	7 944	522	23	3	(D)	(D)	BB	1	(D)
512	Drugs, drug proprietaries, and druggists' sundries -----	3	(D)	(D)	AA	3	(D)	(D)	AA	—	—
5122	Drugs, drug proprietaries, and druggists' sundries -----	3	(D)	(D)	AA	3	(D)	(D)	AA	—	—
513	Apparel, piece goods, and notions -----	19	21 986	1 468	86	13	11 864	1 365	80	6	10 122
5131	Piece goods, notions, and other dry goods -----	7	7 590	365	27	7	7 590	365	27	—	—
5136	Men's and boys' clothing and furnishings -----	8	6 915	963	52	4	(D)	(D)	BB	4	(D)
5137	Women's, children's, and infants' clothing and accessories -----	4	7 481	140	7	2	(D)	(D)	AA	2	(D)
5139	Footwear -----	—	—	—	—	—	—	—	—	—	—
514	Groceries and related products -----	52	130 882	11 302	475	42	52 295	4 884	275	10	78 587
5141	Groceries, general line -----	2	(D)	(D)	AA	2	(D)	(D)	AA	—	—
5142	Packaged frozen foods -----	2	(D)	(D)	AA	2	(D)	(D)	AA	—	—
5143	Dairy products, except dried or canned -----	3	8 086	601	22	1	(D)	(D)	AA	2	(D)
5144	Poultry and poultry products -----	—	—	—	—	—	—	—	—	—	—
5145	Confectionery -----	3	(D)	(D)	AA	2	(D)	(D)	AA	1	(D)
5146	Fish and seafoods -----	14	10 637	1 265	78	14	10 637	1 265	78	—	—
5147	Meats and meat products -----	2	(D)	(D)	AA	2	(D)	(D)	AA	—	—
5148	Fresh fruits and vegetables -----	9	17 502	1 469	99	9	17 502	1 469	99	—	—
5149	Groceries and related products, n.e.c. -----	17	84 316	7 037	240	10	(D)	(D)	BB	7	(D)
515	Farm-product raw materials -----	2	(D)	(D)	AA	2	(D)	(D)	AA	—	—
5153	Grain and field beans -----	2	(D)	(D)	AA	2	(D)	(D)	AA	—	—
5154	Livestock -----	—	—	—	—	—	—	—	—	—	—
5159	Farm-product raw materials, n.e.c. -----	—	—	—	—	—	—	—	—	—	—
516	Chemicals and allied products -----	15	11 023	1 912	73	15	11 023	1 912	73	—	—
5162	Plastics materials and basic forms and shapes -----	2	(D)	(D)	AA	2	(D)	(D)	AA	—	—
5169	Chemicals and allied products, n.e.c. -----	13	(D)	(D)	BB	13	(D)	(D)	BB	—	—
517	Petroleum and petroleum products -----	11	152 294	3 085	152	9	(D)	(D)	CC	2	(D)
5171	Petroleum bulk stations and terminals -----	11	152 294	3 085	152	9	(D)	(D)	CC	2	(D)
5172	Petroleum and petroleum products wholesalers, except bulk stations and terminals -----	—	—	—	—	—	—	—	—	—	—
518	Beer, wine, and distilled alcoholic beverages -----	4	52 674	5 479	168	4	52 674	5 479	168	—	—
5181	Beer and ale -----	4	52 674	5 479	168	4	52 674	5 479	168	—	—
5182	Wine and distilled alcoholic beverages -----	—	—	—	—	—	—	—	—	—	—
519	Miscellaneous nondurable goods -----	48	(D)	(D)	EE	38	(D)	(D)	EE	10	(D)
5191	Farm supplies -----	9	6 840	1 008	49	8	(D)	(D)	BB	1	(D)
5192	Books, periodicals, and newspapers -----	4	8 786	866	44	3	(D)	(D)	BB	1	(D)
5193	Flowers, nursery stock, and florists' supplies -----	5	7 342	1 420	99	5	7 342	1 420	99	—	—
5194	Tobacco and tobacco products -----	1	(D)	(D)	BB	1	(D)	(D)	BB	—	—
5198	Paints, varnishes, and supplies -----	13	13 240	1 306	70	8	7 571	858	47	5	5 669
5199	Nondurable goods, n.e.c. -----	16	(D)	(D)	BB	13	(D)	(D)	BB	3	3 770
MIAMI—FORT LAUDERDALE, FL CMSA											
	Wholesale trade -----	12 024	48 618 416	2 818 924	100 132	10 556	34 989 284	2 298 284	86 283	1 468	13 629 132
50	Durable goods -----	7 732	26 161 177	1 678 516	57 265	6 807	19 827 725	1 349 502	49 333	925	6 333 452
501	Motor vehicles and motor vehicle parts and supplies -----	935	4 972 287	186 000	6 839	877	4 055 568	167 287	6 276	58	916 719
5012	Automobiles and other motor vehicles -----	186	3 516 895	52 307	1 490	165	2 872 940	45 051	1 147	21	643 955
5013	Motor vehicle supplies and new parts -----	555	1 173 236	104 253	4 240	523	(D)	(D)	HH	32	(D)
5014	Tires and tubes -----	78	215 678	17 407	540	73	(D)	(D)	FF	5	(D)
5015	Motor vehicle parts, used -----	116	66 478	12 033	569	116	66 478	12 033	569	—	—
502	Furniture and home furnishings -----	553	1 223 689	92 423	3 726	465	646 364	75 339	3 222	88	577 325
5021	Furniture -----	242	470 015	39 882	1 694	194	248 895	33 049	1 505	48	221 120
5023	Home furnishings -----	311	753 674	52 541	2 032	271	397 469	42 290	1 717	40	356 205
503	Lumber and other construction materials -----	383	1 165 433	82 889	3 255	327	944 201	74 945	2 964	56	221 232
5031	Lumber, plywood, millwork, and wood panels -----	111	456 203	29 384	1 215	98	442 352	28 176	1 162	13	13 851
5032	Brick, stone, and related construction materials -----	138	326 140	25 270	954	118	208 480	22 478	858	20	117 660
5033	Roofing, siding, and insulation materials -----	40	218 864	13 273	465	36	182 031	12 270	435	4	36 833
5039	Construction materials, n.e.c. -----	94	164 226	14 962	621	75	111 338	12 021	509	19	52 888
504	Professional and commercial equipment and supplies -----	1 270	4 453 185	371 095	11 620	1 126	3 371 657	247 797	9 151	144	1 081 528
5043	Photographic equipment and supplies -----	43	145 359	10 052	308	38	92 893	7 224	260	5	52 466
5044	Office equipment -----	141	502 661	68 229	2 253	123	313 275	44 173	1 665	18	189 386
5045	Computers and computer peripheral equipment and software -----	462	2 360 093	139 976	3 913	418	1 916 244	78 144	2 772	44	443 849
5046	Commercial equipment, n.e.c. -----	160	347 135	34 302	1 255	141	288 526	32 449	1 193	19	58 609
5047	Medical, dental, and hospital equipment and supplies -----	340	861 749	89 112	2 749	290	549 576	60 655	2 222	50	312 173
5048	Ophthalmic goods -----	73	159 166	14 935	648	69	143 070	13 148	590	4	16 096
5049	Professional equipment and supplies, n.e.c. -----	51	77 022	14 489	494	47	68 073	12 004	449	4	8 949
505	Metals and minerals, except petroleum -----	150	1 085 170	34 313	1 052	126	1 031 497	31 849	963	24	53 673
5051	Metals service centers and offices -----	146	(D)	(D)	GG	123	(D)	(D)	FF	23	(D)
5052	Coal and other minerals and ores -----	4	(D)	(D)	AA	3	(D)	(D)	AA	1	(D)

Table 7. Summary Statistics for Metropolitan Areas: 1992 – Con.

[For meaning of abbreviations and symbols, see introductory text. For explanation of terms and comparability of 1987 and 1992 censuses, see appendix A. For definitions of CMSA's, MSA's, and PMSA's, see appendix D]

SIC code	Geographic area and kind of business	Estab-lish-ments (number)	Sales (\$1,000)	Annual payroll (\$1,000)	Paid employees for pay period including March 12 (number)	Merchant wholesalers				Other operating types	
						Estab-lish-ments (number)	Sales (\$1,000)	Annual payroll (\$1,000)	Paid employees for pay period including March 12 (number)	Estab-lish-ments (number)	Sales (\$1,000)
MIAMI-FORT LAUDERDALE, FL CMSA – Con.											
Fort Lauderdale, FL PMSA – Con.											
51	Nondurable goods – Con.										
514	Groceries and related products – Con.										
5146	Fish and seafoods -----	30	93 111	6 711	305	29	(D)	(D)	EE	1	(D)
5147	Meats and meat products -----	37	264 550	9 838	379	30	213 170	8 826	356	7	51 380
5148	Fresh fruits and vegetables -----	84	384 394	17 549	620	74	316 522	14 886	573	10	67 872
5149	Groceries and related products, n.e.c. -----	105	602 437	35 185	1 343	83	(D)	(D)	FF	22	(D)
515	Farm-product raw materials -----	11	(D)	(D)	BB	9	(D)	(D)	BB	2	(D)
5153	Grain and field beans -----	4	(D)	(D)	BB	3	(D)	(D)	BB	1	(D)
5154	Livestock -----	7	(D)	(D)	BB	6	(D)	(D)	BB	1	(D)
5159	Farm-product raw materials, n.e.c. -----	7	(D)	(D)	BB	6	(D)	(D)	BB	1	(D)
516	Chemicals and allied products -----	92	180 967	22 424	792	76	129 954	17 081	640	16	51 013
5162	Plastics materials and basic forms and shapes -----	18	20 598	2 208	79	13	13 429	1 553	56	5	7 169
5169	Chemicals and allied products, n.e.c. -----	74	160 369	20 216	713	63	116 525	15 528	584	11	43 844
517	Petroleum and petroleum products -----	50	2 425 388	24 585	736	34	161 350	7 974	314	16	2 264 038
5171	Petroleum bulk stations and terminals -----	32	1 995 603	18 643	555	17	(D)	(D)	CC	15	(D)
5172	Petroleum and petroleum products wholesalers, except bulk stations and terminals -----	18	429 785	5 942	181	17	(D)	(D)	CC	1	(D)
518	Beer, wine, and distilled alcoholic beverages -----	16	549 867	38 854	1 059	13	(D)	(D)	GG	3	(D)
5181	Beer and ale -----	5	(D)	(D)	FF	5	(D)	(D)	FF	–	–
5182	Wine and distilled alcoholic beverages -----	11	(D)	(D)	FF	8	(D)	(D)	FF	3	(D)
519	Miscellaneous nondurable goods -----	361	(D)	(D)	GG	314	(D)	(D)	GG	47	(D)
5191	Farm supplies -----	54	58 421	5 597	265	50	53 376	5 250	257	4	5 045
5192	Books, periodicals, and newspapers -----	32	78 709	11 321	344	23	35 730	6 101	221	9	42 979
5193	Flowers, nursery stock, and florists' supplies -----	33	44 366	4 358	179	31	(D)	(D)	CC	2	(D)
5194	Tobacco and tobacco products -----	9	(D)	(D)	BB	7	(D)	(D)	BB	2	(D)
5198	Paints, varnishes, and supplies -----	44	41 640	5 265	246	38	33 816	4 410	210	6	7 824
5199	Nondurable goods, n.e.c. -----	189	(D)	(D)	FF	165	(D)	(D)	FF	24	(D)
Miami, FL PMSA											
	Wholesale trade -----	8 154	30 878 059	1 818 274	66 866	7 320	24 412 961	1 549 246	59 452	834	6 465 098
50	Durable goods -----	5 198	16 478 253	1 040 068	36 936	4 686	12 969 017	871 949	32 754	512	3 509 236
501	Motor vehicles and motor vehicle parts and supplies -----	621	1 844 303	112 858	4 437	583	1 330 631	104 152	4 184	38	513 672
5012	Automobiles and other motor vehicles -----	126	849 279	25 496	819	112	(D)	(D)	FF	14	(D)
5013	Motor vehicle supplies and new parts -----	358	771 564	65 446	2 842	337	(D)	(D)	HH	21	(D)
5014	Tires and tubes -----	52	175 810	13 286	383	49	(D)	(D)	EE	3	(D)
5015	Motor vehicle parts, used -----	85	47 650	8 630	393	85	47 650	8 630	393	–	–
502	Furniture and home furnishings -----	312	807 333	57 829	2 313	267	409 324	44 854	1 948	45	398 009
5021	Furniture -----	119	193 395	19 609	896	98	107 168	15 598	786	21	86 227
5023	Home furnishings -----	193	613 938	38 220	1 417	169	302 156	29 256	1 162	24	311 782
503	Lumber and other construction materials -----	236	686 397	49 586	2 012	208	636 759	47 294	1 936	28	49 638
5031	Lumber, plywood, millwork, and wood panels -----	75	331 685	20 729	893	67	323 879	20 269	876	8	7 806
5032	Brick, stone, and related construction materials -----	84	148 753	13 064	526	74	126 972	12 039	494	10	21 781
5033	Roofing, siding, and insulation materials -----	23	123 989	8 508	275	22	(D)	(D)	EE	1	(D)
5039	Construction materials, n.e.c. -----	54	81 970	7 285	318	45	(D)	(D)	EE	9	(D)
504	Professional and commercial equipment and supplies -----	833	3 053 293	211 398	6 681	767	2 540 633	147 485	5 402	66	512 660
5043	Photographic equipment and supplies -----	25	99 149	7 136	193	23	(D)	(D)	CC	2	(D)
5044	Office equipment -----	81	272 380	34 863	1 181	74	195 309	23 731	898	7	77 071
5045	Computers and computer peripheral equipment and software -----	319	1 806 574	81 900	2 499	297	1 649 321	52 158	1 953	22	157 253
5046	Commercial equipment, n.e.c. -----	94	146 168	15 563	579	87	(D)	(D)	FF	7	(D)
5047	Medical, dental, and hospital equipment and supplies -----	229	565 013	53 264	1 506	206	362 827	37 178	1 206	23	202 186
5048	Ophthalmic goods -----	58	132 173	12 956	537	54	116 077	11 169	479	4	16 096
5049	Professional equipment and supplies, n.e.c. -----	27	31 836	5 716	186	26	(D)	(D)	CC	1	(D)
505	Metals and minerals, except petroleum -----	93	900 769	18 427	634	82	888 552	17 763	609	11	12 217
5051	Metals service centers and offices -----	90	(D)	(D)	FF	79	(D)	(D)	FF	11	12 217
5052	Coal and other minerals and ores -----	3	(D)	(D)	AA	3	(D)	(D)	AA	–	–
506	Electrical goods -----	761	3 943 789	181 667	5 810	675	2 942 800	149 460	5 106	86	1 000 989
5063	Electrical apparatus and equipment, wiring supplies, and construction materials -----	235	786 721	47 979	1 607	204	585 173	42 370	1 440	31	201 548
5064	Electrical appliances, television and radio sets -----	202	1 950 565	62 387	1 941	177	1 416 632	56 107	1 800	25	533 933
5065	Electronic parts and equipment, n.e.c. -----	324	1 206 503	71 301	2 262	294	940 995	50 983	1 866	30	265 508
507	Hardware, and plumbing and heating equipment and supplies -----	266	610 841	64 415	2 448	239	520 493	56 238	2 246	27	90 348
5072	Hardware -----	100	224 325	23 497	928	88	165 838	20 471	857	12	58 487
5074	Plumbing and heating equipment and supplies (hydronics) -----	83	162 449	17 798	661	77	(D)	(D)	FF	6	(D)
5075	Warm air heating and air-conditioning equipment and supplies -----	57	183 372	18 890	711	49	(D)	(D)	FF	8	(D)
5078	Refrigeration equipment and supplies -----	26	40 695	4 230	148	25	(D)	(D)	CC	1	(D)

Table 7. Summary Statistics for Metropolitan Areas: 1992 — Con.

[For meaning of abbreviations and symbols, see introductory text. For explanation of terms and comparability of 1987 and 1992 censuses, see appendix A. For definitions of CMSA's, MSA's, and PMSA's, see appendix D]

SIC code	Geographic area and kind of business	Estab-lish-ments (number)	Sales (\$1,000)	Annual payroll (\$1,000)	Paid employees for pay period including March 12 (number)	Merchant wholesalers				Other operating types	
						Estab-lish-ments (number)	Sales (\$1,000)	Annual payroll (\$1,000)	Paid employees for pay period including March 12 (number)	Estab-lish-ments (number)	Sales (\$1,000)
NAPLES, FL MSA — Con.											
50	Durable goods — Con.										
507	Hardware, and plumbing and heating equipment and supplies -----	22	21 206	2 019	85	20	(D)	(D)	BB	2	(D)
508	Machinery, equipment, and supplies -----	27	47 943	4 838	214	25	(D)	(D)	CC	2	(D)
509	Miscellaneous durable goods -----	15	16 523	2 160	49	11	4 739	830	27	4	11 784
51	Nondurable goods -----	123	347 031	24 095	1 260	109	305 946	21 975	1 200	14	41 085
511	Paper and paper products -----	7	3 576	678	34	7	3 576	678	34	—	—
512	Drugs, drug proprietaries, and druggists' sundries ---	4	1 441	177	11	4	1 441	177	11	—	—
513	Apparel, piece goods, and notions -----	10	4 420	345	19	9	(D)	(D)	AA	1	(D)
514	Groceries and related products -----	47	217 956	16 315	950	40	182 667	14 653	912	7	35 289
515	Farm-product raw materials -----	—	—	—	—	—	—	—	—	—	—
516	Chemicals and allied products -----	9	4 708	617	20	9	4 708	617	20	—	—
517	Petroleum and petroleum products -----	15	31 727	1 271	55	15	31 727	1 271	55	—	—
518	Beer, wine, and distilled alcoholic beverages -----	1	(D)	(D)	BB	1	(D)	(D)	BB	—	—
519	Miscellaneous nondurable goods -----	30	(D)	(D)	CC	24	(D)	(D)	CC	6	(D)
OCALA, FL MSA											
	Wholesale trade -----	338	1 309 987	86 867	4 048	292	929 087	72 763	3 505	46	380 900
50	Durable goods -----	246	576 279	46 290	2 061	213	378 045	37 327	1 746	33	198 234
501	Motor vehicles and motor vehicle parts and supplies -----	51	98 793	7 164	389	47	76 278	6 653	328	4	22 515
502	Furniture and homefurnishings -----	10	18 685	786	33	7	(D)	(D)	BB	3	(D)
503	Lumber and other construction materials -----	29	57 652	5 091	287	21	33 580	3 790	224	8	24 072
504	Professional and commercial equipment and supplies -----	22	83 607	7 958	262	17	(D)	(D)	CC	5	(D)
505	Metals and minerals, except petroleum -----	7	18 400	442	17	4	5 878	209	8	3	12 522
506	Electrical goods -----	26	51 159	3 817	139	25	(D)	(D)	CC	1	(D)
507	Hardware, and plumbing and heating equipment and supplies -----	27	78 540	4 713	214	26	(D)	(D)	CC	1	(D)
508	Machinery, equipment, and supplies -----	47	119 713	12 789	544	40	91 422	11 506	473	7	28 291
509	Miscellaneous durable goods -----	27	49 730	3 530	176	26	(D)	(D)	CC	1	(D)
51	Nondurable goods -----	92	733 708	40 577	1 987	79	551 042	35 436	1 759	13	182 666
511	Paper and paper products -----	9	29 434	2 901	106	7	(D)	(D)	BB	2	(D)
512	Drugs, drug proprietaries, and druggists' sundries ---	3	(D)	(D)	BB	3	(D)	(D)	BB	—	—
513	Apparel, piece goods, and notions -----	3	(D)	(D)	AA	3	(D)	(D)	AA	—	—
514	Groceries and related products -----	24	147 160	7 883	516	19	73 017	5 399	439	5	74 143
515	Farm-product raw materials -----	3	(D)	(D)	BB	2	(D)	(D)	AA	1	(D)
516	Chemicals and allied products -----	4	(D)	(D)	BB	2	(D)	(D)	AA	2	(D)
517	Petroleum and petroleum products -----	10	(D)	(D)	CC	9	43 873	2 082	(D)	1	(D)
518	Beer, wine, and distilled alcoholic beverages -----	3	54 818	4 351	168	3	54 818	4 351	168	—	—
519	Miscellaneous nondurable goods -----	33	360 504	19 265	882	31	(D)	(D)	FF	2	(D)
ORLANDO, FL MSA											
	Wholesale trade -----	3 053	22 904 996	932 830	33 721	2 386	10 586 171	693 058	26 670	667	12 318 825
50	Durable goods -----	2 122	14 973 886	593 371	20 489	1 661	5 465 427	434 906	15 942	461	9 508 459
501	Motor vehicles and motor vehicle parts and supplies -----	329	8 982 388	92 895	4 126	297	1 605 411	68 090	2 832	32	7 376 977
5012	Automobiles and other motor vehicles -----	93	8 365 236	46 437	2 197	76	1 110 844	28 619	1 101	17	7 254 392
5013	Motor vehicle supplies and new parts -----	176	542 408	37 275	1 527	163	(D)	(D)	GG	13	(D)
5014	Tires and tubes -----	17	54 690	4 667	174	15	(D)	(D)	CC	2	(D)
5015	Motor vehicle parts, used -----	43	20 054	4 516	228	43	20 054	4 516	228	—	—
502	Furniture and homefurnishings -----	132	229 332	20 932	866	107	164 004	19 411	797	25	65 328
5021	Furniture -----	55	107 380	9 576	375	40	59 600	8 562	343	15	47 780
5023	Homefurnishings -----	77	121 952	11 356	491	67	104 404	10 849	454	10	17 548
503	Lumber and other construction materials -----	139	506 813	34 994	1 258	105	377 130	27 059	980	34	129 683
5031	Lumber, plywood, millwork, and wood panels -----	56	283 702	18 226	726	43	222 516	13 809	555	13	61 186
5032	Brick, stone, and related construction materials ---	29	32 415	3 993	142	23	(D)	(D)	CC	6	(D)
5033	Roofing, siding, and insulation materials -----	23	112 586	6 504	188	15	75 080	4 557	141	8	37 506
5039	Construction materials, n.e.c. -----	31	78 110	6 271	202	24	(D)	(D)	CC	7	(D)
504	Professional and commercial equipment and supplies -----	393	1 338 749	165 046	4 737	310	918 403	102 307	3 452	83	420 346
5043	Photographic equipment and supplies -----	7	27 041	1 607	64	5	(D)	(D)	BB	2	(D)
5044	Office equipment -----	58	285 745	31 719	1 144	46	223 028	19 795	843	12	62 717
5045	Computers and computer peripheral equipment and software -----	146	558 962	87 451	2 105	116	322 618	47 465	1 363	30	236 344
5046	Commercial equipment, n.e.c. -----	43	63 682	7 469	332	35	43 219	5 796	255	8	20 463
5047	Medical, dental, and hospital equipment and supplies -----	96	340 743	29 239	779	73	266 811	21 692	666	23	73 932
5048	Ophthalmic goods -----	11	17 346	2 570	132	9	(D)	(D)	CC	2	(D)
5049	Professional equipment and supplies, n.e.c. -----	32	45 230	4 991	181	26	28 835	3 753	148	6	16 395
505	Metals and minerals, except petroleum -----	54	237 821	16 342	589	42	164 110	14 021	518	12	73 711
5051	Metals service centers and offices -----	52	(D)	(D)	FF	40	(D)	(D)	FF	12	73 711
5052	Coal and other minerals and ores -----	2	(D)	(D)	AA	2	(D)	(D)	AA	—	—

FL-70 FLORIDA

WHOLESALE TRADE—GEOGRAPHIC AREA SERIES

Table 7. Summary Statistics for Metropolitan Areas: 1992 — Con.

[For meaning of abbreviations and symbols, see introductory text. For explanation of terms and comparability of 1987 and 1992 censuses, see appendix A. For definitions of CMSA's, MSA's, and PMSA's, see appendix D]

SIC code	Geographic area and kind of business	Estab- lish- ments (number)	Sales (\$1,000)	Annual payroll (\$1,000)	Paid employees for pay period including March 12 (number)	Merchant wholesalers			Other operating types		
						Estab- lish- ments (number)	Sales (\$1,000)	Annual payroll (\$1,000)	Paid employees for pay period including March 12 (number)	Estab- lish- ments (number)	Sales (\$1,000)
ORLANDO, FL MSA — Con.											
50	Durable goods — Con.										
506	Electrical goods	347	2 001 828	112 828	3 430	216	1 164 113	79 979	2 662	131	837 715
5063	Electrical apparatus and equipment, wiring supplies, and construction materials	133	1 034 120	51 370	1 458	85	788 336	39 273	1 160	48	245 784
5064	Electrical appliances, television and radio sets	18	40 979	3 642	173	12	26 525	2 966	159	6	14 454
5065	Electronic parts and equipment, n.e.c.	196	926 729	57 816	1 799	119	349 252	37 740	1 343	77	577 477
507	Hardware, and plumbing and heating equipment and supplies	175	374 434	40 740	1 518	136	277 083	34 770	1 319	39	97 351
5072	Hardware	55	100 476	13 791	516	47	90 838	13 490	507	8	9 638
5074	Plumbing and heating equipment and supplies (hydronics)	66	150 285	13 934	556	50	109 783	11 952	493	16	40 502
5075	Warm air heating and air-conditioning equipment and supplies	46	96 881	11 680	403	33	(D)	(D)	EE	13	(D)
5078	Refrigeration equipment and supplies	8	26 792	1 335	43	6	(D)	(D)	BB	2	(D)
508	Machinery, equipment, and supplies	363	935 717	77 915	2 714	285	504 482	61 290	2 224	78	431 235
5082	Construction and mining (except petroleum) machinery and equipment	34	102 823	10 274	348	28	81 036	9 061	277	6	21 787
5083	Farm and garden machinery and equipment	55	211 315	12 153	463	46	114 728	10 862	405	9	96 587
5084	Industrial machinery and equipment	146	336 057	31 338	1 049	109	170 505	23 717	844	37	165 552
5085	Industrial supplies	63	199 921	13 613	458	47	82 463	10 058	373	16	117 458
5087	Service establishment equipment and supplies	37	26 275	5 035	244	37	26 275	5 035	244	—	—
5088	Transportation equipment and supplies, except motor vehicles	28	59 326	5 502	152	18	29 475	2 557	81	10	29 851
509	Miscellaneous durable goods	190	366 804	31 679	1 251	163	290 691	27 979	1 158	27	76 113
5091	Sporting and recreational goods and supplies	46	214 345	15 100	524	36	155 878	12 463	460	10	58 467
5092	Toys and hobby goods and supplies	18	17 981	2 600	115	16	(D)	(D)	CC	2	(D)
5093	Scrap and waste materials	34	46 671	4 933	239	34	46 671	4 933	239	—	—
5094	Jewelry, watches, precious stones, and precious metals	36	27 442	2 743	161	32	24 261	2 356	157	4	3 181
5099	Durable goods, n.e.c.	56	60 365	6 303	212	45	(D)	(D)	CC	11	(D)
51	Nondurable goods	931	7 931 110	339 459	13 232	725	5 120 744	258 152	10 728	206	2 810 366
511	Paper and paper products	111	317 054	34 225	1 338	93	222 680	25 857	1 135	18	94 374
5111	Printing and writing paper	16	94 294	7 714	254	13	(D)	(D)	CC	3	(D)
5112	Stationery and office supplies	70	148 743	17 304	775	58	115 144	13 028	671	12	33 599
5113	Industrial and personal service paper	25	74 017	9 207	309	22	(D)	(D)	EE	3	(D)
512	Drugs, drug proprietaries, and druggists' sundries ...	43	1 036 952	15 137	545	38	(D)	(D)	EE	5	(D)
5122	Drugs, drug proprietaries, and druggists' sundries ...	43	1 036 952	15 137	545	38	(D)	(D)	EE	5	(D)
513	Apparel, piece goods, and notions	66	111 042	6 087	289	48	49 354	3 582	213	18	61 688
5131	Piece goods, notions, and other dry goods	17	14 183	953	53	13	(D)	(D)	BB	4	(D)
5136	Men's and boys' clothing and furnishings	29	63 590	3 511	176	20	34 136	1 976	132	9	29 454
5137	Women's, children's, and infants' clothing and accessories	17	29 366	1 323	57	13	7 861	600	39	4	21 505
5139	Footwear	3	3 903	300	3	2	(D)	(D)	AA	1	(D)
514	Groceries and related products	252	3 435 731	145 212	5 873	185	2 258 530	110 636	4 661	67	1 177 201
5141	Groceries, general line	29	1 172 215	44 578	1 743	24	947 722	41 358	1 649	5	224 493
5142	Packaged frozen foods	23	671 350	15 566	518	17	579 020	12 432	408	6	92 330
5143	Dairy products, except dried or canned	20	269 774	11 669	372	14	223 806	9 074	297	6	45 968
5144	Poultry and poultry products	3	73 015	1 197	50	1	(D)	(D)	BB	2	(D)
5145	Confectionery	12	257 447	11 815	558	7	46 337	2 701	146	5	211 110
5146	Fish and seafoods	12	23 665	2 145	84	12	23 665	2 145	84	—	—
5147	Meats and meat products	19	182 880	6 340	211	10	55 120	4 471	181	9	127 760
5148	Fresh fruits and vegetables	49	269 914	23 932	1 291	42	242 706	23 544	1 273	7	27 208
5149	Groceries and related products, n.e.c.	85	515 471	27 970	1 046	58	(D)	(D)	FF	27	(D)
515	Farm-product raw materials	7	13 427	523	55	6	(D)	(D)	BB	1	(D)
5153	Grain and field beans	4	(D)	(D)	AA	4	(D)	(D)	AA	—	—
5154	Livestock	1	(D)	(D)	BB	—	—	—	(D)	1	(D)
5159	Farm-product raw materials, n.e.c.	2	(D)	(D)	AA	2	(D)	(D)	AA	—	—
516	Chemicals and allied products	79	595 252	26 188	874	56	147 092	16 961	610	23	448 160
5162	Plastics materials and basic forms and shapes ...	13	46 089	2 414	86	9	6 536	910	29	4	39 553
5169	Chemicals and allied products, n.e.c.	66	549 163	23 774	788	47	140 556	16 051	581	19	408 607
517	Petroleum and petroleum products	41	521 648	11 733	494	33	149 253	8 313	377	8	372 395
5171	Petroleum bulk stations and terminals	34	407 206	10 580	455	27	(D)	(D)	EE	7	(D)
5172	Petroleum and petroleum products wholesalers, except bulk stations and terminals	7	114 442	1 153	39	6	(D)	(D)	BB	1	(D)
518	Beer, wine, and distilled alcoholic beverages	10	427 867	30 368	981	10	427 867	30 368	981	—	—
5181	Beer and ale	4	157 386	13 219	461	4	157 386	13 219	461	—	—
5182	Wine and distilled alcoholic beverages	6	270 481	17 149	520	6	270 481	17 149	520	—	—
519	Miscellaneous nondurable goods	322	1 472 137	69 986	2 783	256	(D)	(D)	GG	66	(D)
5191	Farm supplies	55	194 869	11 871	414	49	110 785	9 707	349	6	84 084
5192	Books, periodicals, and newspapers	33	365 610	18 266	494	20	49 352	6 778	238	13	316 258
5193	Flowers, nursery stock, and florists' supplies	76	103 171	11 946	648	65	89 323	11 275	623	11	13 848
5194	Tobacco and tobacco products	5	652 321	12 510	493	5	652 321	12 510	493	—	—
5198	Paints, varnishes, and supplies	43	62 144	6 946	296	26	33 648	4 281	188	17	28 496
5199	Nondurable goods, n.e.c.	110	94 022	8 447	438	91	(D)	(D)	EE	19	(D)

Table 7. Summary Statistics for Metropolitan Areas: 1992 – Con.

[For meaning of abbreviations and symbols, see introductory text. For explanation of terms and comparability of 1987 and 1992 censuses, see appendix A. For definitions of CMSA's, MSA's, and PMSA's, see appendix D]

SIC code	Geographic area and kind of business	Estab- lish- ments (number)	Sales (\$1,000)	Annual payroll (\$1,000)	Paid employees for pay period including March 12 (number)	Merchant wholesalers				Other operating types	
						Estab- lish- ments (number)	Sales (\$1,000)	Annual payroll (\$1,000)	Paid employees for pay period including March 12 (number)	Estab- lish- ments (number)	Sales (\$1,000)
PANAMA CITY, FL MSA											
	Wholesale trade -----	205	437 901	31 073	1 478	187	305 032	25 877	1 272	18	132 869
50	Durable goods -----	132	190 308	17 595	865	125	182 212	17 062	843	7	8 096
501	Motor vehicles and motor vehicle parts and supplies -----	27	42 918	4 952	238	27	42 918	4 952	238	-	-
502	Furniture and homefurnishings -----	5	4 395	456	29	5	4 395	456	29	-	-
503	Lumber and other construction materials -----	12	15 841	1 637	72	11	(D)	(D)	BB	1	(D)
504	Professional and commercial equipment and supplies -----	19	21 672	1 786	71	17	(D)	(D)	BB	2	(D)
505	Metals and minerals, except petroleum -----	4	17 049	741	26	4	17 049	741	26	-	-
506	Electrical goods -----	16	15 317	1 547	81	16	15 317	1 547	81	-	-
507	Hardware, and plumbing and heating equipment and supplies -----	16	21 834	1 821	83	15	(D)	(D)	BB	1	(D)
508	Machinery, equipment, and supplies -----	17	(D)	(D)	CC	16	(D)	(D)	CC	1	(D)
509	Miscellaneous durable goods -----	16	(D)	(D)	CC	14	(D)	(D)	CC	2	(D)
51	Nondurable goods -----	73	247 593	13 478	613	62	122 820	8 815	429	11	124 773
511	Paper and paper products -----	6	2 893	480	36	5	(D)	(D)	BB	1	(D)
512	Drugs, drug proprietaries, and druggists' sundries ---	2	(D)	(D)	AA	2	(D)	(D)	AA	-	-
513	Apparel, piece goods, and notions -----	5	2 402	172	15	5	2 402	172	15	-	-
514	Groceries and related products -----	24	80 438	5 945	277	20	55 605	3 125	164	4	24 833
515	Farm-product raw materials -----	1	(D)	(D)	AA	1	(D)	(D)	AA	-	-
516	Chemicals and allied products -----	4	(D)	(D)	BB	2	(D)	(D)	AA	2	(D)
517	Petroleum and petroleum products -----	11	107 808	1 669	80	8	(D)	(D)	BB	3	(D)
518	Beer, wine, and distilled alcoholic beverages -----	3	38 055	2 650	94	3	38 055	2 650	94	-	-
519	Miscellaneous nondurable goods -----	17	(D)	(D)	BB	16	(D)	(D)	BB	1	(D)
PENSACOLA, FL MSA											
	Wholesale trade -----	513	1 388 794	116 354	5 073	440	1 118 086	93 581	4 371	73	270 708
50	Durable goods -----	347	645 819	67 960	2 805	305	509 275	56 304	2 537	42	136 544
501	Motor vehicles and motor vehicle parts and supplies -----	71	79 379	8 243	526	69	(D)	(D)	FF	2	(D)
5012	Automobiles and other motor vehicles -----	11	23 581	799	96	11	23 581	799	96	-	-
5013	Motor vehicle supplies and new parts -----	37	41 794	5 970	350	35	(D)	(D)	EE	2	(D)
5014	Tires and tubes -----	6	(D)	(D)	BB	6	(D)	(D)	BB	-	-
5015	Motor vehicle parts, used -----	17	(D)	(D)	BB	17	(D)	(D)	BB	-	-
502	Furniture and homefurnishings -----	13	19 750	1 795	68	12	(D)	(D)	BB	1	(D)
5021	Furniture -----	8	10 688	1 190	35	7	(D)	(D)	BB	1	(D)
5023	Homefurnishings -----	5	9 062	605	33	5	9 062	605	33	-	-
503	Lumber and other construction materials -----	32	89 889	7 388	320	28	80 644	6 534	291	4	9 245
5031	Lumber, plywood, millwork, and wood panels -----	14	48 699	3 780	175	14	48 699	3 780	175	-	-
5032	Brick, stone, and related construction materials ---	6	9 145	1 006	35	4	(D)	(D)	BB	2	(D)
5033	Roofing, siding, and insulation materials -----	6	23 413	1 430	47	4	(D)	(D)	BB	2	(D)
5039	Construction materials, n.e.c. -----	6	8 632	1 172	63	6	8 632	1 172	63	-	-
504	Professional and commercial equipment and supplies -----	60	107 571	16 683	597	51	52 083	9 497	458	9	55 488
5043	Photographic equipment and supplies -----	-	-	-	-	-	-	-	-	-	-
5044	Office equipment -----	16	26 752	5 546	250	15	(D)	(D)	CC	1	(D)
5045	Computers and computer peripheral equipment and software -----	21	54 949	6 824	184	15	12 165	1 833	93	6	42 784
5046	Commercial equipment, n.e.c. -----	4	8 698	1 347	55	4	8 698	1 347	55	-	-
5047	Medical, dental, and hospital equipment and supplies -----	14	12 562	2 293	77	12	(D)	(D)	BB	2	(D)
5048	Ophthalmic goods -----	-	-	-	-	-	-	-	-	-	-
5049	Professional equipment and supplies, n.e.c. -----	5	4 610	673	31	5	4 610	673	31	-	-
505	Metals and minerals, except petroleum -----	7	13 005	968	54	6	(D)	(D)	BB	1	(D)
5051	Metals service centers and offices -----	7	13 005	968	54	6	(D)	(D)	BB	1	(D)
5052	Coal and other minerals and ores -----	-	-	-	-	-	-	-	-	-	-
506	Electrical goods -----	34	94 645	8 156	266	30	80 676	7 660	255	4	13 969
5063	Electrical apparatus and equipment, wiring supplies, and construction materials -----	21	78 582	5 897	207	18	(D)	(D)	CC	3	(D)
5064	Electrical appliances, television and radio sets ---	4	6 081	597	12	4	6 081	597	12	-	-
5065	Electronic parts and equipment, n.e.c. -----	9	9 982	1 662	47	8	(D)	(D)	BB	1	(D)
507	Hardware, and plumbing and heating equipment and supplies -----	35	59 935	5 984	233	33	(D)	(D)	CC	2	(D)
5072	Hardware -----	12	11 979	1 346	65	12	11 979	1 346	65	-	-
5074	Plumbing and heating equipment and supplies (hydronics) -----	7	20 180	2 255	73	7	20 180	2 255	73	-	-
5075	Warm air heating and air-conditioning equipment and supplies -----	15	(D)	(D)	BB	13	22 971	2 057	(D)	2	(D)
5078	Refrigeration equipment and supplies -----	1	(D)	(D)	AA	1	(D)	(D)	AA	-	-
508	Machinery, equipment, and supplies -----	78	142 114	15 612	577	64	103 558	13 374	535	14	38 556
5082	Construction and mining (except petroleum) machinery and equipment -----	5	10 701	1 241	49	3	(D)	(D)	BB	2	(D)
5083	Farm and garden machinery and equipment -----	7	20 258	1 799	80	7	20 258	1 799	80	-	-
5084	Industrial machinery and equipment -----	29	46 746	4 687	139	19	22 182	3 145	113	10	24 564
5085	Industrial supplies -----	21	47 334	4 852	188	20	(D)	(D)	CC	1	(D)
5087	Service establishment equipment and supplies ---	11	5 198	999	50	10	(D)	(D)	BB	1	(D)
5088	Transportation equipment and supplies, except motor vehicles -----	5	11 877	2 034	71	5	11 877	2 034	71	-	-

Table 7. **Summary Statistics for Metropolitan Areas: 1992** — Con.

[For meaning of abbreviations and symbols, see introductory text. For explanation of terms and comparability of 1987 and 1992 censuses, see appendix A. For definitions of CMSA's, MSA's, and PMSA's, see appendix D]

SIC code	Geographic area and kind of business	Estab-lishments (number)	Sales (\$1,000)	Annual payroll (\$1,000)	Paid employees for pay period including March 12 (number)	Merchant wholesalers				Other operating types	
						Estab-lishments (number)	Sales (\$1,000)	Annual payroll (\$1,000)	Paid employees for pay period including March 12 (number)	Estab-lishments (number)	Sales (\$1,000)
PENSACOLA, FL MSA — Con.											
50	Durable goods — Con.										
509	Miscellaneous durable goods -----	17	39 531	3 131	164	12	26 771	2 703	141	5	12 760
5091	Sporting and recreational goods and supplies ----	5	10 483	677	29	3	(D)	(D)	AA	2	(D)
5092	Toys and hobby goods and supplies -----	1	(D)	(D)	AA	1	(D)	(D)	AA	—	—
5093	Scrap and waste materials -----	5	19 693	2 263	116	5	19 693	2 263	116	—	—
5094	Jewelry, watches, precious stones, and precious metals -----	2	(D)	(D)	AA	1	(D)	(D)	AA	1	(D)
5099	Durable goods, n.e.c. -----	4	6 574	96	12	2	(D)	(D)	AA	2	(D)
51	Nondurable goods -----	166	742 975	48 394	2 268	135	608 811	37 277	1 834	31	134 164
511	Paper and paper products -----	24	28 879	4 024	174	19	21 332	3 383	160	5	7 547
5111	Printing and writing paper -----	1	(D)	(D)	AA	1	(D)	(D)	AA	—	—
5112	Stationery and office supplies -----	17	20 325	3 297	137	13	(D)	(D)	CC	4	(D)
5113	Industrial and personal service paper -----	6	(D)	(D)	BB	5	(D)	(D)	BB	1	(D)
512	Drugs, drug proprietaries, and druggists' sundries ---	4	4 033	675	28	4	4 033	675	28	—	—
5122	Drugs, drug proprietaries, and druggists' sundries _	4	4 033	675	28	4	4 033	675	28	—	—
513	Apparel, piece goods, and notions -----	9	3 682	598	47	8	(D)	(D)	BB	1	(D)
5131	Piece goods, notions, and other dry goods -----	2	(D)	(D)	BB	2	(D)	(D)	BB	—	—
5136	Men's and boys' clothing and furnishings -----	6	(D)	(D)	BB	6	(D)	(D)	BB	—	—
5137	Women's, children's, and infants' clothing and accessories -----	1	(D)	(D)	AA	—	—	—	(D)	1	(D)
5139	Footwear -----	—	—	—	—	—	—	—	—	—	—
514	Groceries and related products -----	42	320 346	22 215	1 090	32	226 794	13 955	738	10	93 552
5141	Groceries, general line -----	1	(D)	(D)	EE	1	(D)	(D)	EE	—	—
5142	Packaged frozen foods -----	2	(D)	(D)	AA	1	(D)	(D)	AA	1	(D)
5143	Dairy products, except dried or canned -----	5	19 807	1 631	74	3	(D)	(D)	BB	2	(D)
5144	Poultry and poultry products -----	—	—	—	—	—	—	—	—	—	—
5145	Confectionery -----	5	45 372	4 401	221	2	(D)	(D)	AA	3	(D)
5146	Fish and seafoods -----	5	5 136	471	36	5	5 136	471	36	—	—
5147	Meats and meat products -----	1	(D)	(D)	BB	1	(D)	(D)	BB	—	—
5148	Fresh fruits and vegetables -----	8	26 684	3 667	229	8	26 684	3 667	229	—	—
5149	Groceries and related products, n.e.c. -----	15	(D)	(D)	CC	11	(D)	(D)	CC	4	31 525
515	Farm-product raw materials -----	4	15 889	425	8	3	(D)	(D)	AA	1	(D)
5153	Grain and field beans -----	2	(D)	(D)	AA	1	(D)	(D)	AA	1	(D)
5154	Livestock -----	—	—	—	—	—	—	—	—	—	—
5159	Farm-product raw materials, n.e.c. -----	2	(D)	(D)	AA	2	(D)	(D)	AA	—	—
516	Chemicals and allied products -----	15	21 166	2 594	83	10	11 088	1 433	58	5	10 078
5162	Plastics materials and basic forms and shapes ---	2	(D)	(D)	AA	2	(D)	(D)	AA	—	—
5169	Chemicals and allied products, n.e.c. -----	13	(D)	(D)	BB	8	(D)	(D)	BB	5	10 078
517	Petroleum and petroleum products -----	14	88 526	2 312	112	13	(D)	(D)	CC	1	(D)
5171	Petroleum bulk stations and terminals -----	11	(D)	(D)	BB	10	66 750	1 762	(D)	1	(D)
5172	Petroleum and petroleum products wholesalers, except bulk stations and terminals -----	3	(D)	(D)	AA	3	(D)	(D)	AA	—	—
518	Beer, wine, and distilled alcoholic beverages -----	7	130 661	9 017	349	7	130 661	9 017	349	—	—
5181	Beer and ale -----	2	(D)	(D)	CC	2	(D)	(D)	CC	—	—
5182	Wine and distilled alcoholic beverages -----	5	(D)	(D)	CC	5	(D)	(D)	CC	—	—
519	Miscellaneous nondurable goods -----	47	129 793	6 534	377	39	123 056	5 880	342	8	6 737
5191	Farm supplies -----	16	14 967	1 201	84	14	(D)	(D)	BB	2	(D)
5192	Books, periodicals, and newspapers -----	6	12 073	1 232	55	4	(D)	(D)	BB	2	(D)
5193	Flowers, nursery stock, and florists' supplies ----	6	4 608	627	38	6	4 608	627	38	—	—
5194	Tobacco and tobacco products -----	1	(D)	(D)	BB	1	(D)	(D)	BB	—	—
5198	Paints, varnishes, and supplies -----	5	4 337	464	25	2	(D)	(D)	AA	3	(D)
5199	Nondurable goods, n.e.c. -----	13	(D)	(D)	CC	12	(D)	(D)	CC	1	(D)
PUNTA GORDA, FL MSA											
	Wholesale trade -----	106	106 716	11 340	554	101	80 388	9 067	489	5	26 328
50	Durable goods -----	76	45 833	5 908	321	75	(D)	(D)	EE	1	(D)
501	Motor vehicles and motor vehicle parts and supplies -----	14	6 549	1 185	71	14	6 549	1 185	71	—	—
502	Furniture and homefurnishings -----	5	936	160	13	5	936	160	13	—	—
503	Lumber and other construction materials -----	7	5 613	894	52	7	5 613	894	52	—	—
504	Professional and commercial equipment and supplies -----	9	2 076	353	25	9	2 076	353	25	—	—
505	Metals and minerals, except petroleum -----	3	(D)	(D)	AA	3	(D)	(D)	AA	—	—
506	Electrical goods -----	7	(D)	(D)	BB	6	(D)	(D)	BB	1	(D)
507	Hardware, and plumbing and heating equipment and supplies -----	8	4 113	489	20	8	4 113	489	20	—	—
508	Machinery, equipment, and supplies -----	16	8 598	1 147	61	16	8 598	1 147	61	—	—
509	Miscellaneous durable goods -----	7	(D)	(D)	BB	7	(D)	(D)	BB	—	—
51	Nondurable goods -----	30	60 883	5 432	233	26	(D)	(D)	CC	4	(D)
511	Paper and paper products -----	5	3 636	662	42	5	3 636	662	42	—	—
512	Drugs, drug proprietaries, and druggists' sundries ---	—	—	—	—	—	—	—	—	—	—
513	Apparel, piece goods, and notions -----	3	1 007	85	15	3	1 007	85	15	—	—
514	Groceries and related products -----	9	36 449	2 727	18	6	10 527	511	26	3	25 922
515	Farm-product raw materials -----	—	—	—	—	—	—	—	—	—	—
516	Chemicals and allied products -----	1	(D)	(D)	AA	1	(D)	(D)	AA	—	—

Table 7. Summary Statistics for Metropolitan Areas: 1992 — Con.

[For meaning of abbreviations and symbols, see introductory text. For explanation of terms and comparability of 1987 and 1992 censuses, see appendix A. For definitions of CMSA's, MSA's, and PMSA's, see appendix D]

SIC code	Geographic area and kind of business	Establishments (number)	Sales (\$1,000)	Annual payroll (\$1,000)	Paid employees for pay period including March 12 (number)	Merchant wholesalers				Other operating types	
						Establishments (number)	Sales (\$1,000)	Annual payroll (\$1,000)	Paid employees for pay period including March 12 (number)	Establishments (number)	Sales (\$1,000)
PUNTA GORDA, FL MSA — Con.											
51	Nondurable goods — Con.										
517	Petroleum and petroleum products	3	4 000	386	17	3	4 000	386	17	—	—
518	Beer, wine, and distilled alcoholic beverages	1	(D)	(D)	BB	1	(D)	(D)	BB	—	—
519	Miscellaneous nondurable goods	8	(D)	(D)	BB	7	(D)	(D)	BB	1	(D)
SARASOTA—BRADENTON, FL MSA											
	Wholesale trade	795	1 969 795	132 423	5 542	679	1 061 724	108 704	4 769	116	908 071
50	Durable goods	545	795 806	86 100	3 562	473	601 111	75 217	3 191	72	194 695
501	Motor vehicles and motor vehicle parts and supplies	74	81 682	8 062	468	72	(D)	(D)	EE	2	(D)
5012	Automobiles and other motor vehicles	21	45 625	2 369	155	20	(D)	(D)	CC	1	(D)
5013	Motor vehicle supplies and new parts	39	29 950	4 746	256	38	(D)	(D)	CC	1	(D)
5014	Tires and tubes	4	(D)	(D)	AA	4	(D)	(D)	AA	—	—
5015	Motor vehicle parts, used	10	(D)	(D)	BB	10	(D)	(D)	BB	—	—
502	Furniture and home furnishings	44	41 614	4 679	248	39	31 193	3 968	221	5	10 421
5021	Furniture	18	19 492	1 714	81	14	(D)	(D)	BB	4	(D)
5023	Home furnishings	26	22 122	2 965	167	25	(D)	(D)	CC	1	(D)
503	Lumber and other construction materials	47	95 517	9 979	471	40	56 559	6 767	327	7	38 958
5031	Lumber, plywood, millwork, and wood panels	13	46 778	3 885	203	11	(D)	(D)	BB	2	(D)
5032	Brick, stone, and related construction materials	21	24 638	2 843	114	18	21 850	2 467	99	3	2 788
5033	Roofing, siding, and insulation materials	6	10 886	1 026	47	6	10 886	1 026	47	—	—
5039	Construction materials, n.e.c.	7	13 215	2 225	107	5	(D)	(D)	BB	2	(D)
504	Professional and commercial equipment and supplies	82	99 653	14 661	517	69	75 907	12 581	475	13	23 746
5043	Photographic equipment and supplies	—	—	—	—	—	—	—	—	—	—
5044	Office equipment	15	22 569	4 499	201	12	20 670	3 993	179	3	1 899
5045	Computers and computer peripheral equipment and software	24	28 445	3 165	103	20	25 207	2 810	95	4	3 238
5046	Commercial equipment, n.e.c.	9	(D)	(D)	BB	8	(D)	(D)	BB	1	(D)
5047	Medical, dental, and hospital equipment and supplies	27	31 954	3 531	99	22	(D)	(D)	BB	5	(D)
5048	Ophthalmic goods	6	10 550	2 634	70	6	10 550	2 634	70	—	—
5049	Professional equipment and supplies, n.e.c.	1	(D)	(D)	AA	1	(D)	(D)	AA	—	—
505	Metals and minerals, except petroleum	18	22 698	1 757	77	15	16 601	1 591	71	3	6 097
5051	Metals service centers and offices	17	(D)	(D)	BB	14	(D)	(D)	BB	3	6 097
5052	Coal and other minerals and ores	1	(D)	(D)	AA	1	(D)	(D)	AA	—	—
506	Electrical goods	60	159 915	17 620	572	52	142 778	17 156	550	8	17 137
5063	Electrical apparatus and equipment, wiring supplies, and construction materials	28	118 068	13 608	415	27	(D)	(D)	EE	1	(D)
5064	Electrical appliances, television and radio sets	8	12 357	1 451	69	6	(D)	(D)	BB	2	(D)
5065	Electronic parts and equipment, n.e.c.	24	29 490	2 561	88	19	19 881	2 276	75	5	9 609
507	Hardware, and plumbing and heating equipment and supplies	54	75 130	7 629	322	48	59 645	7 152	302	6	15 485
5072	Hardware	18	(D)	(D)	BB	15	10 564	1 842	(D)	3	(D)
5074	Plumbing and heating equipment and supplies (hydronics)	20	42 178	4 145	165	19	(D)	(D)	CC	1	(D)
5075	Warm air heating and air-conditioning equipment and supplies	15	17 588	1 478	65	14	(D)	(D)	BB	1	(D)
5078	Refrigeration equipment and supplies	1	(D)	(D)	AA	—	—	—	(D)	1	(D)
508	Machinery, equipment, and supplies	107	159 790	15 228	586	89	110 986	13 480	542	18	48 804
5082	Construction and mining (except petroleum) machinery and equipment	6	13 838	673	24	5	(D)	(D)	BB	1	(D)
5083	Farm and garden machinery and equipment	17	44 540	3 993	142	16	(D)	(D)	CC	1	(D)
5084	Industrial machinery and equipment	40	41 648	4 285	178	32	26 650	3 915	165	8	14 998
5085	Industrial supplies	17	22 122	1 766	56	12	8 989	1 101	40	5	13 133
5087	Service establishment equipment and supplies	12	9 162	1 437	51	11	(D)	(D)	BB	1	(D)
5088	Transportation equipment and supplies, except motor vehicles	15	28 480	3 074	135	13	(D)	(D)	CC	2	(D)
509	Miscellaneous durable goods	59	59 807	6 485	301	49	(D)	(D)	EE	10	(D)
5091	Sporting and recreational goods and supplies	15	22 255	1 751	90	12	8 290	1 243	76	3	13 965
5092	Toys and hobby goods and supplies	4	2 280	259	11	4	2 280	259	11	—	—
5093	Scrap and waste materials	12	12 087	1 249	60	10	(D)	(D)	BB	2	(D)
5094	Jewelry, watches, precious stones, and precious metals	9	7 654	1 086	40	7	(D)	(D)	BB	2	(D)
5099	Durable goods, n.e.c.	19	15 531	2 140	100	16	(D)	(D)	BB	3	(D)
51	Nondurable goods	250	1 173 989	46 323	1 980	206	460 613	33 487	1 578	44	713 376
511	Paper and paper products	33	31 568	3 925	195	28	24 058	3 539	186	5	7 510
5111	Printing and writing paper	5	2 061	251	14	5	2 061	251	14	—	—
5112	Stationery and office supplies	19	20 813	2 872	144	15	(D)	(D)	CC	4	(D)
5113	Industrial and personal service paper	9	8 694	802	37	8	(D)	(D)	BB	1	(D)
512	Drugs, drug proprietaries, and druggists' sundries	9	3 861	587	21	9	3 861	587	21	—	—
5122	Drugs, drug proprietaries, and druggists' sundries	9	3 861	587	21	9	3 861	587	21	—	—
513	Apparel, piece goods, and notions	22	54 366	2 405	133	16	14 193	1 567	121	6	40 173
5131	Piece goods, notions, and other dry goods	6	6 476	468	11	3	(D)	(D)	AA	3	(D)
5136	Men's and boys' clothing and furnishings	9	32 778	1 092	74	7	(D)	(D)	BB	2	(D)
5137	Women's, children's, and infants' clothing and accessories	7	15 112	845	48	6	(D)	(D)	BB	1	(D)
5139	Footwear	—	—	—	—	—	—	—	—	—	—

Table 7. Summary Statistics for Metropolitan Areas: 1992 – Con.

[For meaning of abbreviations and symbols, see introductory text. For explanation of terms and comparability of 1987 and 1992 censuses, see appendix A. For definitions of CMSA's, MSA's, and PMSA's, see appendix D]

SIC code	Geographic area and kind of business	Estab-lish-ments (number)	Sales (\$1,000)	Annual payroll (\$1,000)	Paid employees for pay period including March 12 (number)	Merchant wholesalers				Other operating types	
						Estab-lish-ments (number)	Sales (\$1,000)	Annual payroll (\$1,000)	Paid employees for pay period including March 12 (number)	Estab-lish-ments (number)	Sales (\$1,000)
SARASOTA-BRADENTON, FL MSA— Con.											
51	Nondurable goods — Con.										
514	Groceries and related products	55	554 754	16 407	649	40	122 050	7 912	402	15	432 704
5141	Groceries, general line	2	(D)	(D)	BB	2	(D)	(D)	BB	—	—
5142	Packaged frozen foods	6	27 415	1 412	48	5	(D)	(D)	BB	1	(D)
5143	Dairy products, except dried or canned	4	16 813	1 090	61	2	(D)	(D)	AA	2	(D)
5144	Poultry and poultry products	—	—	—	—	—	—	—	—	—	—
5145	Confectionery	1	(D)	(D)	AA	1	(D)	(D)	AA	—	—
5146	Fish and seafoods	4	9 279	642	45	4	9 279	642	45	—	—
5147	Meats and meat products	2	(D)	(D)	BB	2	(D)	(D)	BB	—	—
5148	Fresh fruits and vegetables	14	95 061	2 520	91	10	34 316	1 415	75	4	60 745
5149	Groceries and related products, n.e.c.	22	371 213	8 268	295	14	(D)	(D)	CC	8	(D)
515	Farm-product raw materials	2	(D)	(D)	AA	2	(D)	(D)	AA	—	—
5153	Grain and field beans	1	(D)	(D)	AA	1	(D)	(D)	AA	—	—
5154	Livestock	—	—	—	—	—	—	—	—	—	—
5159	Farm-product raw materials, n.e.c.	1	(D)	(D)	AA	1	(D)	(D)	AA	—	—
516	Chemicals and allied products	27	32 210	2 893	107	25	(D)	(D)	BB	2	(D)
5162	Plastics materials and basic forms and shapes	9	15 497	1 250	37	9	15 497	1 250	37	—	—
5169	Chemicals and allied products, n.e.c.	18	16 713	1 643	70	16	(D)	(D)	BB	2	(D)
517	Petroleum and petroleum products	25	291 641	4 743	205	22	(D)	(D)	CC	3	(D)
5171	Petroleum bulk stations and terminals	17	280 494	4 205	168	16	(D)	(D)	CC	1	(D)
5172	Petroleum and petroleum products wholesalers, except bulk stations and terminals	8	11 147	538	37	6	(D)	(D)	BB	2	(D)
518	Beer, wine, and distilled alcoholic beverages	6	39 769	3 605	184	6	39 769	3 605	184	—	—
5181	Beer and ale	5	(D)	(D)	CC	5	(D)	(D)	CC	—	—
5182	Wine and distilled alcoholic beverages	1	(D)	(D)	AA	1	(D)	(D)	AA	—	—
519	Miscellaneous nondurable goods	71	(D)	(D)	EE	58	(D)	(D)	EE	13	(D)
5191	Farm supplies	17	76 075	4 228	134	14	(D)	(D)	CC	3	(D)
5192	Books, periodicals, and newspapers	7	46 299	2 471	98	4	(D)	(D)	BB	3	(D)
5193	Flowers, nursery stock, and florists' supplies	16	17 761	2 090	109	16	17 761	2 090	109	—	—
5194	Tobacco and tobacco products	—	—	—	—	—	—	—	—	—	—
5198	Paints, varnishes, and supplies	11	6 414	1 164	58	7	(D)	(D)	BB	4	(D)
5199	Nondurable goods, n.e.c.	20	(D)	(D)	BB	17	6 830	654	(D)	3	(D)
TALLAHASSEE, FL MSA											
	Wholesale trade	340	1 203 953	97 050	3 666	297	976 525	71 304	3 075	43	227 428
50	Durable goods	239	503 962	57 282	2 049	213	337 104	37 041	1 650	26	166 858
501	Motor vehicles and motor vehicle parts and supplies	48	70 999	6 065	304	47	(D)	(D)	EE	1	(D)
502	Furniture and homefurnishings	6	7 209	659	23	5	(D)	(D)	BB	1	(D)
503	Lumber and other construction materials	28	70 020	5 002	240	26	(D)	(D)	CC	2	(D)
504	Professional and commercial equipment and supplies	60	191 132	29 444	777	51	57 832	11 482	467	9	133 300
505	Metals and minerals, except petroleum	4	(D)	(D)	AA	2	(D)	(D)	AA	2	(D)
506	Electrical goods	27	61 616	4 364	179	21	45 671	3 489	155	6	15 945
507	Hardware, and plumbing and heating equipment and supplies	22	38 757	3 370	154	22	38 757	3 370	154	—	—
508	Machinery, equipment, and supplies	30	49 816	6 358	266	27	44 792	5 823	257	3	5 024
509	Miscellaneous durable goods	14	(D)	(D)	BB	12	(D)	(D)	BB	2	(D)
51	Nondurable goods	101	699 991	39 768	1 617	84	639 421	34 263	1 425	17	60 570
511	Paper and paper products	25	54 579	5 332	238	22	(D)	(D)	CC	3	(D)
512	Drugs, drug proprietaries, and druggists' sundries	1	(D)	(D)	AA	1	(D)	(D)	AA	—	—
513	Apparel, piece goods, and notions	8	6 353	1 310	69	8	6 353	1 310	69	—	—
514	Groceries and related products	29	494 209	23 696	907	23	456 955	19 932	768	6	37 254
515	Farm-product raw materials	1	(D)	(D)	AA	—	—	—	(D)	1	(D)
516	Chemicals and allied products	4	3 849	522	24	3	(D)	(D)	AA	1	(D)
517	Petroleum and petroleum products	7	36 668	1 764	76	7	36 668	1 764	76	—	—
518	Beer, wine, and distilled alcoholic beverages	4	39 991	4 055	148	4	39 991	4 055	148	—	—
519	Miscellaneous nondurable goods	22	(D)	(D)	CC	16	(D)	(D)	CC	6	(D)

Table 7. Summary Statistics for Metropolitan Areas: 1992 — Con.

[For meaning of abbreviations and symbols, see introductory text. For explanation of terms and comparability of 1987 and 1992 censuses, see appendix A. For definitions of CMSA's, MSA's, and PMSA's, see appendix D]

SIC code	Geographic area and kind of business	Estab-lish-ments (number)	Sales (\$1,000)	Annual payroll (\$1,000)	Paid employees for pay period including March 12 (number)	Merchant wholesalers			Other operating types	
						Estab-lish-ments (number)	Sales (\$1,000)	Annual payroll (\$1,000)	Paid employees for pay period including March 12 (number)	Estab-lish-ments (number)
TAMPA-ST. PETERSBURG-CLEARWATER, FL MSA—Con.										
51	Nondurable goods—Con.									
514	Groceries and related products—Con.									
5146	Fish and seafoods	42	219 559	14 175	854	39	(D)	(D)	FF	3 (D)
5147	Meats and meat products	39	352 279	12 486	488	29	139 567	8 805	369	10 212 712
5148	Fresh fruits and vegetables	86	566 100	35 568	1 944	80	448 569	32 396	1 837	6 117 531
5149	Groceries and related products, n.e.c.	120	2 187 194	72 817	2 533	81	518 495	33 482	1 362	39 1 668 699
515	Farm-product raw materials	15	55 432	1 301	67	12	16 185	957	35	3 39 247
5153	Grain and field beans	9	12 185	766	34	8	(D)	(D)	BB	1 (D)
5154	Livestock	3	(D)	(D)	BB	1	(D)	(D)	AA	2 (D)
5159	Farm-product raw materials, n.e.c.	3	(D)	(D)	AA	3	(D)	(D)	AA	—
516	Chemicals and allied products	151	364 094	31 925	1 182	118	233 218	24 044	972	33 130 876
5162	Plastics materials and basic forms and shapes	32	102 678	8 114	305	26	53 014	6 292	253	6 49 664
5169	Chemicals and allied products, n.e.c.	119	261 416	23 811	877	92	180 204	17 752	719	27 81 212
517	Petroleum and petroleum products	87	1 743 176	24 963	928	67	403 002	16 263	699	20 1 340 174
5171	Petroleum bulk stations and terminals	64	1 444 445	20 663	765	48	294 520	13 054	560	16 1 149 925
5172	Petroleum and petroleum products wholesalers, except bulk stations and terminals	23	298 731	4 300	163	19	108 482	3 209	139	4 190 249
518	Beer, wine, and distilled alcoholic beverages	27	810 100	56 089	1 697	24	649 905	52 539	1 657	3 160 195
5181	Beer and ale	13	286 041	26 314	842	12	(D)	(D)	FF	1 (D)
5182	Wine and distilled alcoholic beverages	14	524 059	29 775	855	12	(D)	(D)	FF	2 (D)
519	Miscellaneous nondurable goods	365	2 307 917	79 833	3 080	303	1 598 928	59 568	2 493	62 708 989
5191	Farm supplies	85	1 556 666	36 000	939	74	(D)	(D)	FF	11 (D)
5192	Books, periodicals, and newspapers	33	103 152	8 246	388	24	52 562	5 858	334	9 50 590
5193	Flowers, nursery stock, and florists' supplies	51	45 496	6 126	306	49	(D)	(D)	EE	2 (D)
5194	Tobacco and tobacco products	15	305 193	9 850	437	13	(D)	(D)	EE	2 (D)
5198	Paints, varnishes, and supplies	37	174 365	6 620	289	22	37 900	4 542	203	15 136 465
5199	Nondurable goods, n.e.c.	144	123 045	12 991	721	121	81 769	11 833	664	23 41 276
WEST PALM BEACH-BOCA RATON, FL MSA										
	Wholesale trade	1 904	6 491 016	434 506	13 941	1 612	4 479 867	329 611	11 189	292 2 011 149
50	Durable goods	1 216	3 007 148	266 633	8 611	1 037	1 858 678	191 320	6 769	179 1 148 470
501	Motor vehicles and motor vehicle parts and supplies	166	714 373	28 707	1 363	158	301 642	24 901	1 056	8 412 731
5012	Automobiles and other motor vehicles	47	570 566	11 133	530	41	(D)	(D)	CC	6 (D)
5013	Motor vehicle supplies and new parts	83	97 619	12 401	592	81	(D)	(D)	FF	2 (D)
5014	Tires and tubes	20	38 664	3 688	128	20	38 664	3 688	128	—
5015	Motor vehicle parts, used	16	7 524	1 485	113	16	7 524	1 485	113	—
502	Furniture and home furnishings	128	162 328	12 837	519	97	74 295	9 978	451	31 88 033
5021	Furniture	64	109 464	6 990	291	41	35 787	4 960	248	23 73 677
5023	Home furnishings	64	52 864	5 847	228	56	38 508	5 018	203	8 14 356
503	Lumber and other construction materials	92	225 201	19 094	696	70	183 066	15 974	558	22 42 135
5031	Lumber, plywood, millwork, and wood panels	34	107 692	8 477	330	26	91 236	7 086	259	8 16 456
5032	Brick, stone, and related construction materials	22	40 193	5 287	149	17	33 583	4 827	131	5 6 610
5033	Roofing, siding, and insulation materials	11	46 856	2 933	113	11	46 856	2 933	113	—
5039	Construction materials, n.e.c.	25	30 460	2 397	104	16	11 391	1 128	55	9 19 069
504	Professional and commercial equipment and supplies	202	427 622	60 306	1 652	170	262 363	41 296	1 341	32 165 259
5043	Photographic equipment and supplies	2	(D)	(D)	AA	1	(D)	(D)	AA	1 (D)
5044	Office equipment	32	84 448	16 079	539	28	(D)	(D)	EE	4 (D)
5045	Computers and computer peripheral equipment and software	76	187 890	24 702	543	66	103 716	14 882	370	10 84 174
5046	Commercial equipment, n.e.c.	23	35 370	3 683	156	20	27 218	3 197	153	3 8 152
5047	Medical, dental, and hospital equipment and supplies	49	86 917	13 310	308	38	60 404	10 854	280	11 26 513
5048	Ophthalmic goods	10	(D)	(D)	BB	9	(D)	(D)	BB	1 (D)
5049	Professional equipment and supplies, n.e.c.	10	(D)	(D)	BB	8	(D)	(D)	BB	2 (D)
505	Metals and minerals, except petroleum	36	93 670	8 203	254	33	89 250	8 102	251	3 4 420
5051	Metals service centers and offices	32	80 144	7 536	237	29	75 724	7 435	234	3 4 420
5052	Coal and other minerals and ores	4	13 526	667	17	4	13 526	667	17	—
506	Electrical goods	164	441 042	48 501	1 413	133	290 670	26 873	895	31 150 372
5063	Electrical apparatus and equipment, wiring supplies, and construction materials	70	119 276	13 732	454	59	101 497	12 303	412	11 17 779
5064	Electrical appliances, television and radio sets	13	19 576	2 204	82	13	19 576	2 204	82	—
5065	Electronic parts and equipment, n.e.c.	81	302 190	32 565	877	61	169 597	12 366	401	20 132 593
507	Hardware, and plumbing and heating equipment and supplies	93	141 528	14 562	546	85	117 014	13 869	519	8 24 514
5072	Hardware	24	33 667	4 481	191	20	(D)	(D)	CC	4 (D)
5074	Plumbing and heating equipment and supplies (hydronics)	41	73 511	6 295	235	38	60 720	6 101	227	3 12 791
5075	Warm air heating and air-conditioning equipment and supplies	20	27 210	2 610	85	19	(D)	(D)	BB	1 (D)
5078	Refrigeration equipment and supplies	8	7 140	1 176	35	8	7 140	1 176	35	—

Table 7. Summary Statistics for Metropolitan Areas: 1992 – Con.

[For meaning of abbreviations and symbols, see introductory text. For explanation of terms and comparability of 1987 and 1992 censuses, see appendix A. For definitions of CMSA's, MSA's, and PMSA's, see appendix D]

SIC code	Geographic area and kind of business	Estab-lish-ments (number)	Sales (\$1,000)	Annual payroll (\$1,000)	Paid employees for pay period including March 12 (number)	Merchant wholesalers			Other operating types		
						Estab-lish-ments (number)	Sales (\$1,000)	Annual payroll (\$1,000)	Paid employees for pay period including March 12 (number)	Estab-lish-ments (number)	Sales (\$1,000)
	WEST PALM BEACH-BOCA RATON, FL MSA—Con.										
50	Durable goods—Con.										
508	Machinery, equipment, and supplies	198	489 298	57 947	1 611	171	300 805	35 268	1 161	27	188 493
5082	Construction and mining (except petroleum) machinery and equipment	15	44 525	4 384	151	10	28 678	3 219	105	5	15 847
5083	Farm and garden machinery and equipment	27	89 592	8 122	298	23	83 482	7 906	289	4	6 110
5084	Industrial machinery and equipment	68	94 513	12 156	374	61	88 966	11 879	364	7	5 547
5085	Industrial supplies	27	29 171	3 238	131	25	(D)	(D)	CC	2	(D)
5087	Service establishment equipment and supplies	33	36 767	5 397	179	31	(D)	(D)	CC	2	(D)
5088	Transportation equipment and supplies, except motor vehicles	28	194 730	24 650	478	21	35 923	3 733	101	7	158 807
509	Miscellaneous durable goods	137	312 086	16 476	557	120	239 573	15 059	537	17	72 513
5091	Sporting and recreational goods and supplies	32	36 423	2 850	102	25	20 442	2 309	93	7	15 981
5092	Toys and hobby goods and supplies	12	42 004	1 286	33	10	(D)	(D)	BB	2	(D)
5093	Scrap and waste materials	17	114 944	5 339	168	17	114 944	5 339	168	—	—
5094	Jewelry, watches, precious stones, and precious metals	42	83 767	3 546	119	39	62 846	3 293	115	3	20 921
5099	Durable goods, n.e.c.	34	34 948	3 455	135	29	(D)	(D)	CC	5	(D)
51	Nondurable goods	688	3 483 868	167 873	5 330	575	2 621 189	138 291	4 420	113	862 679
511	Paper and paper products	66	123 540	11 876	540	55	107 065	10 590	494	11	16 475
5111	Printing and writing paper	12	15 835	1 632	53	10	(D)	(D)	BB	2	(D)
5112	Stationery and office supplies	39	68 274	6 890	359	32	59 832	5 974	327	7	8 442
5113	Industrial and personal service paper	15	39 431	3 354	128	13	(D)	(D)	CC	2	(D)
512	Drugs, drug proprietaries, and druggists' sundries	36	214 536	9 056	206	36	214 536	9 056	206	—	—
5122	Drugs, drug proprietaries, and druggists' sundries	36	214 536	9 056	206	36	214 536	9 056	206	—	—
513	Apparel, piece goods, and notions	71	78 598	3 926	182	51	41 925	2 803	149	20	36 673
5131	Piece goods, notions, and other dry goods	13	(D)	(D)	AA	9	(D)	(D)	AA	4	(D)
5136	Men's and boys' clothing and furnishings	21	34 395	1 572	83	12	11 032	1 153	67	9	23 363
5137	Women's, children's, and infants' clothing and accessories	33	23 206	1 896	76	27	13 735	1 232	65	6	9 471
5139	Footwear	4	(D)	(D)	AA	3	(D)	(D)	AA	1	(D)
514	Groceries and related products	204	1 906 250	84 563	2 268	157	1 168 218	61 246	1 579	47	738 032
5141	Groceries, general line	19	685 236	29 371	513	18	(D)	(D)	FF	1	(D)
5142	Packaged frozen foods	19	167 991	5 345	168	16	(D)	(D)	BB	3	(D)
5143	Dairy products, except dried or canned	9	42 954	3 419	116	7	(D)	(D)	BB	2	(D)
5144	Poultry and poultry products	4	(D)	(D)	BB	2	(D)	(D)	BB	2	(D)
5145	Confectionery	11	13 016	467	19	6	(D)	(D)	AA	5	(D)
5146	Fish and seafoods	14	21 927	1 232	71	14	21 927	1 232	71	—	—
5147	Meats and meat products	21	131 276	3 526	99	16	72 884	2 773	88	5	58 392
5148	Fresh fruits and vegetables	47	321 696	18 538	609	37	187 903	15 321	536	10	133 793
5149	Groceries and related products, n.e.c.	60	(D)	(D)	FF	41	(D)	(D)	CC	19	421 574
515	Farm-product raw materials	7	(D)	(D)	BB	7	(D)	(D)	BB	—	—
5153	Grain and field beans	1	(D)	(D)	AA	1	(D)	(D)	AA	—	—
5154	Livestock	1	(D)	(D)	AA	1	(D)	(D)	AA	—	—
5159	Farm-product raw materials, n.e.c.	5	(D)	(D)	BB	5	(D)	(D)	BB	—	—
516	Chemicals and allied products	67	86 625	8 458	283	59	69 792	7 029	229	8	16 833
5162	Plastics materials and basic forms and shapes	11	16 255	1 579	74	9	(D)	(D)	BB	2	(D)
5169	Chemicals and allied products, n.e.c.	56	70 370	6 879	209	50	(D)	(D)	CC	6	(D)
517	Petroleum and petroleum products	28	121 436	6 832	241	28	121 436	6 832	241	—	—
5171	Petroleum bulk stations and terminals	19	109 562	5 832	205	19	109 562	5 832	205	—	—
5172	Petroleum and petroleum products wholesalers, except bulk stations and terminals	9	11 874	1 000	36	9	11 874	1 000	36	—	—
518	Beer, wine, and distilled alcoholic beverages	14	145 469	13 573	391	13	(D)	(D)	EE	1	(D)
5181	Beer and ale	6	101 171	11 343	284	6	101 171	11 343	284	—	—
5182	Wine and distilled alcoholic beverages	8	44 298	2 230	107	7	(D)	(D)	CC	1	(D)
519	Miscellaneous nondurable goods	195	(D)	(D)	GG	169	(D)	(D)	GG	26	(D)
5191	Farm supplies	43	101 051	5 127	167	37	84 518	4 722	152	6	16 533
5192	Books, periodicals, and newspapers	10	45 335	5 983	174	6	43 445	5 557	159	4	1 890
5193	Flowers, nursery stock, and florists' supplies	40	43 955	7 093	353	38	(D)	(D)	EE	2	(D)
5194	Tobacco and tobacco products	5	16 824	656	35	5	16 824	656	35	—	—
5198	Paints, varnishes, and supplies	17	30 533	3 902	139	9	20 983	2 741	95	8	9 550
5199	Nondurable goods, n.e.c.	80	(D)	(D)	EE	74	(D)	(D)	EE	6	11 013

Table 8. Summary Statistics for the Area Outside Metropolitan Areas: 1992

[For meaning of abbreviations and symbols, see introductory text. For explanation of terms and comparability of 1987 and 1992 censuses, see appendix A. For definitions of CMSA's, MSA's, and PMSA's, see appendix D]

SIC code	Kind of business	Estab-lish-ments (number)	Sales (\$1,000)	Annual payroll (\$1,000)	Paid employees for pay period including March 12 (number)	Merchant wholesalers			Other operating types		
						Estab-lish-ments (number)	Sales (\$1,000)	Annual payroll (\$1,000)	Paid employees for pay period including March 12 (number)	Estab-lish-ments (number)	Sales (\$1,000)
	Wholesale trade -----	1 109	3 294 329	153 315	8 347	1 013	2 717 015	138 923	7 569	96	577 314
50	Durable goods -----	571	666 287	68 254	3 470	533	(D)	(D)	HH	38	(D)
501	Motor vehicles and motor vehicle parts and supplies -----	157	122 986	17 452	961	157	122 986	17 452	961	--	--
5012	Automobiles and other motor vehicles -----	14	14 882	788	44	14	14 882	788	44	--	--
5013	Motor vehicle supplies and new parts -----	92	70 703	10 425	556	92	70 703	10 425	556	--	--
5014	Tires and tubes -----	14	14 447	1 440	88	14	14 447	1 440	88	--	--
5015	Motor vehicle parts, used -----	37	22 954	4 799	273	37	22 954	4 799	273	--	--
502	Furniture and homefurnishings -----	17	18 974	2 270	96	14	(D)	(D)	BB	3	(D)
5021	Furniture -----	10	(D)	(D)	BB	8	(D)	(D)	BB	2	(D)
5023	Homefurnishings -----	7	(D)	(D)	BB	6	(D)	(D)	BB	1	(D)
503	Lumber and other construction materials -----	57	107 966	8 280	407	50	95 616	7 596	383	7	12 350
5031	Lumber, plywood, millwork, and wood panels -----	24	(D)	(D)	CC	20	56 798	3 358	180	4	(D)
5032	Brick, stone, and related construction materials -----	9	(D)	(D)	BB	7	(D)	(D)	BB	2	(D)
5033	Roofing, siding, and insulation materials -----	8	15 419	1 295	39	8	15 419	1 295	39	--	--
5039	Construction materials, n.e.c. -----	16	19 103	2 212	128	15	(D)	(D)	CC	1	(D)
504	Professional and commercial equipment and supplies -----	49	37 016	6 162	293	47	(D)	(D)	EE	2	(D)
5043	Photographic equipment and supplies -----	1	(D)	(D)	AA	1	(D)	(D)	AA	--	--
5044	Office equipment -----	13	(D)	(D)	BB	12	(D)	(D)	BB	1	(D)
5045	Computers and computer peripheral equipment and software -----	14	(D)	(D)	BB	14	(D)	(D)	BB	--	--
5046	Commercial equipment, n.e.c. -----	3	(D)	(D)	AA	3	(D)	(D)	AA	--	--
5047	Medical, dental, and hospital equipment and supplies -----	14	15 566	3 861	158	13	(D)	(D)	CC	1	(D)
5048	Ophthalmic goods -----	3	2 422	358	21	3	2 422	358	21	--	--
5049	Professional equipment and supplies, n.e.c. -----	1	(D)	(D)	AA	1	(D)	(D)	AA	--	--
505	Metals and minerals, except petroleum -----	8	7 720	221	15	7	(D)	(D)	AA	1	(D)
5051	Metals service centers and offices -----	8	7 720	221	15	7	(D)	(D)	AA	1	(D)
5052	Coal and other minerals and ores -----	--	--	--	--	--	--	--	--	--	--
506	Electrical goods -----	45	(D)	(D)	EE	41	64 257	6 532	281	4	(D)
5063	Electrical apparatus and equipment, wiring supplies, and construction materials -----	29	(D)	(D)	CC	28	(D)	(D)	CC	1	(D)
5064	Electrical appliances, television and radio sets -----	2	(D)	(D)	AA	1	(D)	(D)	AA	1	(D)
5065	Electronic parts and equipment, n.e.c. -----	14	17 981	1 955	61	12	(D)	(D)	BB	2	(D)
507	Hardware, and plumbing and heating equipment and supplies -----	34	28 259	2 740	133	31	26 184	2 681	128	3	2 075
5072	Hardware -----	9	(D)	(D)	BB	9	(D)	(D)	BB	--	--
5074	Plumbing and heating equipment and supplies (hydronics) -----	14	(D)	(D)	BB	12	(D)	(D)	BB	2	(D)
5075	Warm air heating and air-conditioning equipment and supplies -----	11	(D)	(D)	BB	10	(D)	(D)	BB	1	(D)
5078	Refrigeration equipment and supplies -----	--	--	--	--	--	--	--	--	--	--
508	Machinery, equipment, and supplies -----	116	(D)	(D)	FF	105	141 607	15 282	737	11	(D)
5082	Construction and mining (except petroleum) machinery and equipment -----	14	34 468	3 486	154	13	(D)	(D)	CC	1	(D)
5083	Farm and garden machinery and equipment -----	33	55 160	5 803	315	33	55 160	5 803	315	--	--
5084	Industrial machinery and equipment -----	29	(D)	(D)	CC	24	(D)	(D)	CC	5	(D)
5085	Industrial supplies -----	22	23 688	2 457	97	18	20 912	2 161	86	4	2 776
5087	Service establishment equipment and supplies -----	8	(D)	(D)	BB	7	(D)	(D)	BB	1	(D)
5088	Transportation equipment and supplies, except motor vehicles -----	10	(D)	(D)	BB	10	(D)	(D)	BB	--	--
509	Miscellaneous durable goods -----	88	120 701	8 282	515	81	108 016	7 922	490	7	12 685
5091	Sporting and recreational goods and supplies -----	24	24 435	2 631	168	22	(D)	(D)	CC	2	(D)
5092	Toys and hobby goods and supplies -----	2	(D)	(D)	AA	2	(D)	(D)	AA	--	--
5093	Scrap and waste materials -----	15	(D)	(D)	CC	14	12 131	1 567	112	1	(D)
5094	Jewelry, watches, precious stones, and precious metals -----	11	(D)	(D)	BB	11	(D)	(D)	BB	--	--
5099	Durable goods, n.e.c. -----	36	79 574	3 704	206	32	72 454	3 477	187	4	7 120
51	Nondurable goods -----	538	2 628 042	85 061	4 877	480	(D)	(D)	HH	58	(D)
511	Paper and paper products -----	34	(D)	(D)	CC	34	(D)	(D)	CC	--	--
5111	Printing and writing paper -----	1	(D)	(D)	AA	1	(D)	(D)	AA	--	--
5112	Stationery and office supplies -----	27	(D)	(D)	CC	27	(D)	(D)	CC	--	--
5113	Industrial and personal service paper -----	6	(D)	(D)	BB	6	(D)	(D)	BB	--	--
512	Drugs, drug proprietaries, and druggists' sundries -----	12	13 570	1 482	58	11	(D)	(D)	BB	1	(D)
5122	Drugs, drug proprietaries, and druggists' sundries -----	12	13 570	1 482	58	11	(D)	(D)	BB	1	(D)
513	Apparel, piece goods, and notions -----	13	18 309	802	31	11	(D)	(D)	BB	2	(D)
5131	Piece goods, notions, and other dry goods -----	3	(D)	(D)	AA	2	(D)	(D)	AA	1	(D)
5136	Men's and boys' clothing and furnishings -----	4	(D)	(D)	AA	4	(D)	(D)	AA	--	--
5137	Women's, children's, and infants' clothing and accessories -----	5	6 612	167	8	5	6 612	167	8	--	--
5139	Footwear -----	1	(D)	(D)	AA	--	--	--	--	1	(D)
514	Groceries and related products -----	157	662 605	31 780	1 911	134	(D)	(D)	GG	23	(D)
5141	Groceries, general line -----	9	23 075	1 366	73	9	23 075	1 366	73	--	--
5142	Packaged frozen foods -----	6	6 117	408	35	6	6 117	408	35	--	--
5143	Dairy products, except dried or canned -----	15	122 489	2 891	125	13	(D)	(D)	CC	2	(D)
5144	Poultry and poultry products -----	5	(D)	(D)	BB	2	(D)	(D)	AA	3	(D)
5145	Confectionery -----	5	(D)	(D)	AA	5	(D)	(D)	AA	--	--

Table 8. Summary Statistics for the Area Outside Metropolitan Areas: 1992 — Con.

[For meaning of abbreviations and symbols, see introductory text. For explanation of terms and comparability of 1987 and 1992 censuses, see appendix A. For definitions of CMSA's, MSA's, and PMSA's, see appendix D]

SIC code	Kind of business	Estab-lish-ments (number)	Sales (\$1,000)	Annual payroll (\$1,000)	Paid employees for pay period including March 12 (number)	Merchant wholesalers				Other operating types	
						Estab-lish-ments (number)	Sales (\$1,000)	Annual payroll (\$1,000)	Paid employees for pay period including March 12 (number)	Estab-lish-ments (number)	Sales (\$1,000)
Wholesale trade — Con.											
51	Nondurable goods — Con.										
514	Groceries and related products — Con.										
5146	Fish and seafoods	52	94 883	5 444	393	52	94 883	5 444	393	—	—
5147	Meats and meat products	3	5 212	263	27	3	5 212	263	27	—	—
5148	Fresh fruits and vegetables	42	342 167	15 159	949	33	136 463	11 415	833	9	205 704
5149	Groceries and related products, n.e.c.	20	51 159	4 490	210	11	18 886	1 542	113	9	32 273
515	Farm-product raw materials	33	340 283	5 617	575	18	150 792	3 675	265	15	189 491
5153	Grain and field beans	10	104 654	1 266	63	8	(D)	(D)	BB	2	(D)
5154	Livestock	14	151 271	1 806	324	4	3 384	115	22	10	147 887
5159	Farm-product raw materials, n.e.c.	9	84 358	2 545	188	6	(D)	(D)	CC	3	(D)
516	Chemicals and allied products	19	(D)	(D)	BB	18	9 525	1 585	85	1	(D)
5162	Plastics materials and basic forms and shapes ...	1	(D)	(D)	AA	1	(D)	(D)	AA	—	—
5169	Chemicals and allied products, n.e.c.	18	(D)	(D)	BB	17	(D)	(D)	BB	1	(D)
517	Petroleum and petroleum products	98	(D)	(D)	FF	93	1 271 661	21 434	898	5	(D)
5171	Petroleum bulk stations and terminals	81	(D)	(D)	FF	78	(D)	(D)	FF	3	(D)
5172	Petroleum and petroleum products wholesalers, except bulk stations and terminals	17	(D)	(D)	CC	15	(D)	(D)	CC	2	(D)
518	Beer, wine, and distilled alcoholic beverages	7	36 712	2 425	100	7	36 712	2 425	100	—	—
5181	Beer and ale	6	(D)	(D)	BB	6	(D)	(D)	BB	—	—
5182	Wine and distilled alcoholic beverages	1	(D)	(D)	AA	1	(D)	(D)	AA	—	—
519	Miscellaneous nondurable goods	165	215 394	16 636	996	154	204 117	16 129	965	11	11 277
5191	Farm supplies	102	174 744	12 041	683	97	168 837	11 825	670	5	5 907
5192	Books, periodicals, and newspapers	7	(D)	(D)	BB	6	(D)	(D)	BB	1	(D)
5193	Flowers, nursery stock, and florists' supplies	18	10 489	1 312	134	17	(D)	(D)	CC	1	(D)
5194	Tobacco and tobacco products	1	(D)	(D)	AA	1	(D)	(D)	AA	—	—
5198	Paints, varnishes, and supplies	6	5 119	279	17	3	(D)	(D)	AA	3	(D)
5199	Nondurable goods, n.e.c.	31	(D)	(D)	CC	30	(D)	(D)	CC	1	(D)

Table 9. Places With 2,500 Inhabitants or More Ranked by Volume of Sales: 1992

[For meaning of abbreviations and symbols, see introductory text. For explanation of terms and comparability of 1987 and 1992 censuses, see appendix A. For information on geographic areas followed by ▲, see appendix F]

Geographic area	Rank ¹	Sales (\$1,000)	Cumulative		Geographic area	Rank ¹	Sales (\$1,000)	Cumulative	
			Sales (\$1,000)	Percent of State total				Sales (\$1,000)	Percent of State total
Florida	(X)	132 562 218	132 562 218	100.0	Florida—Con.				
Tampa	1	12 364 939	12 364 939	9.3	Sarasota	31	467 778	69 446 782	52.4
Jacksonville city ▲	2	11 143 834	23 508 773	17.7	Longwood	32	429 832	69 876 614	52.7
Miami	3	6 796 146	30 304 919	22.9	Plant City	33	410 995	70 287 609	53.0
Fort Lauderdale	4	4 859 261	35 164 180	26.5	Winter Haven	34	406 812	70 694 421	53.3
Orlando	5	4 441 197	39 605 377	29.9	Bradenton	35	404 604	71 099 025	53.6
Deerfield Beach	6	3 599 113	43 204 490	32.6	Delray Beach	36	403 041	71 502 066	53.9
Maitland	7	3 391 718	46 596 208	35.2	Fort Pierce	37	401 186	71 903 252	54.2
Coral Gables	8	2 371 902	48 968 110	36.9	Quincy	38	384 492	72 287 744	54.5
Pompano Beach	9	1 796 173	50 764 283	38.3	Sanford	39	382 648	72 670 392	54.8
Boca Raton	10	1 690 105	52 454 388	39.6	Dania	40	365 375	73 035 767	55.1
Lakeland	11	1 597 355	54 051 743	40.8	Gainesville	41	362 800	73 398 567	55.4
West Palm Beach	12	1 151 912	55 203 655	41.6	Panama City	42	360 381	73 758 948	55.6
St. Petersburg	13	1 123 691	56 327 346	42.5	Wilton Manors	43	356 260	74 115 208	55.9
Vero Beach	14	1 049 798	57 377 144	43.3	Miramar	44	352 420	74 467 628	56.2
Ocoee	15	1 046 301	58 423 445	44.1	Opa-locka	45	339 252	74 806 880	56.4
Hialeah	16	998 889	59 422 334	44.8	Auburndale	46	328 952	75 135 832	56.7
Hollywood	17	910 512	60 332 846	45.5	North Miami	47	322 776	75 458 608	56.9
Riviera Beach	18	897 861	61 230 707	46.2	Mount Dora	48	308 929	75 767 537	57.2
Davie	19	779 525	62 010 232	46.8	Winter Park	49	279 617	76 047 154	57.4
Ocala	20	745 372	62 755 604	47.3	Oakland Park	50	263 140	76 310 294	57.6
Sunrise	21	720 736	63 476 340	47.9	Largo	51	244 034	76 554 328	57.7
Clearwater	22	705 898	64 182 238	48.4	Tamarac	52	232 317	76 786 645	57.9
Plantation	23	676 256	64 858 494	48.9	Daytona Beach	53	226 340	77 012 985	58.1
Tallahassee	24	663 928	65 522 422	49.4	Coral Springs	54	210 472	77 223 457	58.3
Fort Myers	25	655 743	66 178 165	49.9	Pinellas Park	55	207 507	77 430 964	58.4
Pensacola	26	648 983	66 827 148	50.4	Kissimmee	56	205 172	77 636 136	58.6
Altamonte Springs	27	601 945	67 429 093	50.9	Belle Glade	57	199 670	77 835 806	58.7
North Miami Beach	28	552 576	67 981 669	51.3	Leesburg	58	199 121	78 034 927	58.9
Miami Springs	29	525 591	68 507 260	51.7	Miami Beach	59	169 156	78 204 083	59.0
Melbourne	30	471 744	68 979 004	52.0	Hallandale ▲	60	166 622	78 370 705	59.1

See footnotes at end of table.

FL-80 FLORIDA

WHOLESALE TRADE—GEOGRAPHIC AREA SERIES

Table 9. Places With 2,500 Inhabitants or More Ranked by Volume of Sales: 1992 —Con.

[For meaning of abbreviations and symbols, see introductory text. For explanation of terms and comparability of 1987 and 1992 censuses, see appendix A. For information on geographic areas followed by ▲, see appendix F]

Geographic area	Rank ¹	Sales (\$1,000)	Cumulative		Geographic area	Rank ¹	Sales (\$1,000)	Cumulative	
			Sales (\$1,000)	Percent of State total				Sales (\$1,000)	Percent of State total
Florida—Con.					Florida—Con.				
Palmetto	61	158 877	78 529 582	59.2	New Smyrna Beach	141	22 979	84 316 677	63.6
Oldsmar	62	158 480	78 688 062	59.4	Tequesta	142	22 801	84 339 478	63.6
Holly Hill	63	145 548	78 833 610	59.5	West Miami	143	22 697	84 362 175	63.6
Lake Worth	64	143 685	78 977 295	59.6	Zephyrhills	144	20 752	84 382 927	63.7
South Miami	65	143 294	79 120 589	59.7	Pierson	145	20 361	84 403 288	63.7
Margate	66	137 762	79 258 351	59.8	Gulf Breeze	146	20 258	84 423 546	63.7
Boynton Beach	67	137 363	79 395 714	59.9	Atlantic Beach ▲	147	20 080	84 443 626	63.7
Stuart	68	129 380	79 525 094	60.0	North Bay Village	148	19 094	84 462 720	63.7
Pembroke Pines	69	122 416	79 647 510	60.1	Macclenny	149	18 713	84 481 433	63.7
Lake Mary	70	122 379	79 769 889	60.2	St. Petersburg Beach	150	18 505	84 499 938	63.7
Jacksonville Beach ▲	71	121 394	79 891 283	60.3	Crystal River	151	18 089	84 518 027	63.8
Tarpon Springs	72	120 451	80 011 734	60.4	Inverness	152	17 538	84 535 565	63.8
Jupiter	73	118 047	80 129 781	60.4	Winter Springs	153	16 546	84 552 111	63.8
De Land	74	111 165	80 240 946	60.5	Gulfport	154	16 339	84 568 450	63.8
Fort Walton Beach	75	110 126	80 351 072	60.6	Fort Meade	155	16 279	84 584 729	63.8
Cape Canaveral	76	109 941	80 461 013	60.7	Coconut Creek	156	15 914	84 600 643	63.8
Apopka	77	108 074	80 569 087	60.8	Dade City	157	15 862	84 616 505	63.8
Mulberry	78	105 520	80 674 607	60.9	Melbourne Beach	158	15 553	84 632 058	63.8
Cocoa	79	104 624	80 779 231	60.9	Longboat Key ▲	159	15 458	84 647 516	63.9
Naples	80	103 999	80 883 230	61.0	Edgewater	160	14 514	84 662 030	63.9
St. Augustine	81	99 300	80 982 530	61.1	Satellite Beach	161	14 487	84 676 517	63.9
Seminole	82	99 279	81 081 809	61.2	Madeira Beach	162	14 230	84 690 747	63.9
Safety Harbor	83	98 521	81 180 330	61.2	Monticello	163	13 869	84 704 616	63.9
Homestead	84	97 753	81 278 083	61.3	Lady Lake	164	13 529	84 718 145	63.9
Rockledge	85	94 569	81 372 652	61.4	Lantana	165	12 811	84 730 956	63.9
Ormond Beach	86	94 255	81 466 907	61.5	Cocoa Beach	166	12 682	84 743 638	63.9
Haines City	87	90 768	81 557 675	61.5	La Belle	167	11 748	84 755 386	63.9
Lake Wales	88	89 943	81 647 618	61.6	Miami Shores	168	11 363	84 766 749	63.9
Cape Coral	89	88 393	81 736 011	61.7	Destin	169	11 200	84 777 949	64.0
Lauderhill	90	84 594	81 820 605	61.7	Lauderdale-by-the-Sea	170	11 161	84 789 110	64.0
Palm Beach Gardens	91	84 259	81 904 864	61.8	South Daytona	171	11 049	84 800 159	64.0
Orange Park	92	82 163	81 987 027	61.8	Wildwood	172	11 016	84 811 175	64.0
Casselberry	93	81 589	82 068 616	61.9	Niceville	173	9 748	84 820 923	64.0
Sebring	94	80 120	82 148 736	62.0	Sebastian	174	9 689	84 830 612	64.0
Port Orange	95	77 764	82 226 500	62.0	Indian Harbour Beach	175	9 149	84 839 761	64.0
Lighthouse Point	96	77 354	82 303 854	62.1	Panama City Beach	176	8 268	84 848 029	64.0
Sanibel	97	77 106	82 380 960	62.1	Springfield	177	8 050	84 856 079	64.0
Pembroke Park	98	76 603	82 457 563	62.2	Indian Rocks Beach	178	7 760	84 863 839	64.0
Hialeah Gardens	99	75 696	82 533 259	62.3	St. Cloud	179	7 666	84 871 505	64.0
Dunedin	100	73 441	82 606 700	62.3	Green Cove Springs	180	7 652	84 879 157	64.0
Lake Park	101	69 601	82 676 301	62.4	Bonifay	181	7 191	84 886 348	64.0
Punta Gorda	102	64 527	82 740 828	62.4	Milton	182	6 900	84 893 248	64.0
West Melbourne	103	62 495	82 803 323	62.5	Lake Alfred	183	5 829	84 899 077	64.0
Avon Park	104	62 179	82 865 502	62.5	Pahokee	184	5 770	84 904 847	64.0
Bartow	105	59 517	82 925 019	62.6	Lynn Haven	185	5 639	84 910 486	64.1
Florida City	106	57 881	83 982 900	62.6	Bellevue	186	4 238	84 914 724	64.1
Key West	107	57 106	83 040 006	62.6	North Lauderdale	187	3 748	84 918 472	64.1
Graceville	108	55 710	83 095 716	62.7	South Pasadena	188	3 574	84 922 046	64.1
Temple Terrace	109	54 232	83 149 948	62.7	Fruitland Park	189	3 459	84 925 505	64.1
Palm Bay	110	54 055	83 204 003	62.8	Treasure Island	190	2 707	84 928 212	64.1
Live Oak	111	53 871	83 257 874	62.8	Frostproof	191	1 797	84 930 009	64.1
Palatka	112	53 728	83 311 602	62.8	Bal Harbour	192	1 663	84 931 672	64.1
Royal Palm Beach	113	51 928	83 363 530	62.9	High Springs	193	1 063	84 932 735	64.1
Oviedo	114	51 364	83 414 894	62.9	Callaway	(X)	—	84 932 735	64.1
Tavares	115	49 458	83 464 352	63.0	Parker	(X)	—	84 932 735	64.1
Wauchula	116	44 629	83 508 981	63.0	Eatonville	(X)	—	84 932 735	64.1
Madison	117	43 738	83 552 719	63.0	Palm Springs	(X)	—	84 932 735	64.1
Cooper City	118	43 258	83 595 977	63.1	St. Augustine Beach	(X)	—	84 932 735	64.1
Neptune Beach ▲	119	42 476	83 638 453	63.1	Arcadia	(X)	(D)	(X)	(X)
Marianna	120	40 881	83 679 334	63.1	Bay Harbor Islands	(X)	(D)	(X)	(X)
Titusville	121	39 960	83 719 294	63.1	Belleair	(X)	(D)	(X)	(X)
Port St. Lucie	122	38 341	83 757 635	63.2	Belle Isle	(X)	(D)	(X)	(X)
Lauderdale Lakes	123	37 660	83 795 295	63.2	Biscayne Park	(X)	(D)	(X)	(X)
Clermont	124	36 976	83 832 271	63.2	Chattahoochee	(X)	(D)	(X)	(X)
Crestview	125	36 399	83 868 670	63.2	Chipley	(X)	(D)	(X)	(X)
Brooksville	126	35 242	83 903 912	63.2	Flagler Beach	(X)	(D)	(X)	(X)
Perry	127	31 049	83 934 961	63.3	Greenacres	(X)	(D)	(X)	(X)
Clewiston	128	31 036	83 965 997	63.3	Highland Beach	(X)	(D)	(X)	(X)
Fernandina Beach	129	30 777	83 996 774	63.4	Holmes Beach	(X)	(D)	(X)	(X)
Parkland	130	29 734	84 026 508	63.4	Indialantic	(X)	(D)	(X)	(X)
Venice	131	29 600	84 056 108	63.4	Kenneth City	(X)	(D)	(X)	(X)
Eustis	132	29 257	84 085 365	63.4	Lake City	(X)	(D)	(X)	(X)
North Palm Beach	133	27 700	84 113 065	63.4	Lake Clarke Shores	(X)	(D)	(X)	(X)
De Funiak Springs	134	27 567	84 140 632	63.5	Mary Esther	(X)	(D)	(X)	(X)
Palm Beach	135	26 606	84 167 238	63.5	North Port	(X)	(D)	(X)	(X)
Apalachicola	136	26 442	84 193 680	63.5	Okeechobee	(X)	(D)	(X)	(X)
New Port Richey	137	25 440	84 219 120	63.5	Orange City	(X)	(D)	(X)	(X)
Port Richey	138	25 407	84 244 527	63.6	Port St. Joe	(X)	(D)	(X)	(X)
Alachua	139	24 675	84 269 202	63.6	South Bay	(X)	(D)	(X)	(X)
Valparaiso	140	24 496	84 293 698	63.6	Starke	(X)	(D)	(X)	(X)
					Surfside	(X)	(D)	(X)	(X)
					Sweetwater	(X)	(D)	(X)	(X)
					Winter Garden	(X)	(D)	(X)	(X)

¹Places with suppressed sales (if applicable) are listed at end of table rather than by rank to avoid disclosing data for individual companies.

Table 10. Counties Ranked by Volume of Sales: 1992

[For meaning of abbreviations and symbols, see introductory text. For explanation of terms and comparability of 1987 and 1992 censuses, see appendix A. For information on geographic areas followed by ▲, see appendix F]

Geographic area	Rank ¹	Sales (\$1,000)	Cumulative		Geographic area	Rank ¹	Sales (\$1,000)	Cumulative	
			Sales (\$1,000)	Percent of State total				Sales (\$1,000)	Percent of State total
Florida.....	(X)	132 562 218	132 562 218	100.0	Florida—Con.				
Dade	1	30 878 059	30 878 059	23.3	Clay	31	199 149	130 542 808	98.5
Hillsborough	2	18 935 505	49 813 564	37.6	Highlands	32	166 907	130 709 715	98.6
Orange	3	18 607 483	68 421 047	51.6	Jackson	33	162 417	130 872 132	98.7
Broward	4	17 740 357	86 161 404	65.0	Monroe	34	154 886	131 027 018	98.8
Duval	5	11 327 784	97 489 188	73.5	Okeechobee	35	149 866	131 176 884	99.0
					Charlotte	36	106 716	131 283 600	99.0
					Hernando	37	96 608	131 380 208	99.1
Palm Beach	6	6 491 016	103 980 204	78.4	Santa Rosa	38	89 906	131 470 114	99.2
Pinellas	7	4 509 687	108 489 891	81.8	Hardee	39	81 901	131 552 015	99.2
Polk	8	3 450 660	111 940 551	84.4	Putnam	40	78 485	131 630 500	99.3
Seminole	9	2 756 110	114 696 661	86.5	Citrus	41	77 310	131 707 810	99.4
Indian River	10	1 374 614	116 071 275	87.6	Nassau	42	75 847	131 783 657	99.4
					Walton	43	69 381	131 853 038	99.5
Marion	11	1 309 987	117 381 262	88.5	Suwannee	44	66 149	131 919 187	99.5
Escambia	12	1 298 888	118 680 150	89.5	DeSoto	45	66 063	131 985 250	99.6
Lee	13	1 203 415	119 883 565	90.4	Wakulla	46	63 596	132 048 846	99.6
Brevard	14	1 161 850	121 045 415	91.3	Madison	47	60 679	132 109 525	99.7
Manatee	15	1 115 600	122 161 015	92.2	Hendry	48	55 542	132 165 067	99.7
					Sumter	49	52 969	132 218 036	99.7
					Franklin	50	40 591	132 258 627	99.8
Volusia	16	988 130	123 149 145	92.9	Flagler	51	34 378	132 293 005	99.8
Sarasota	17	854 195	124 003 340	93.5	Taylor	52	34 230	132 327 235	99.8
Leon	18	805 067	124 808 407	94.2	Levy	53	33 793	132 361 028	99.8
Osceola	19	799 070	125 607 477	94.8	Calhoun	54	32 676	132 393 704	99.9
Lake	20	742 333	126 349 810	95.3	Washington	55	30 621	132 424 325	99.9
					Bradford	56	22 642	132 446 967	99.9
St. Lucie	21	656 637	127 006 447	95.8	Jefferson	57	21 540	132 468 507	99.9
Collier	22	545 847	127 552 294	96.2	Baker	58	20 597	132 489 104	99.9
Alachua	23	493 922	128 046 216	96.6	Gulf	59	17 567	132 506 671	100.0
Bay	24	437 901	128 484 117	96.9	Lafayette	60	11 076	132 517 747	100.0
Gadsden	25	398 886	128 883 003	97.2	Holmes	61	9 759	132 527 506	100.0
					Gilchrist	62	8 850	132 536 356	100.0
St. Johns	26	343 453	129 226 456	97.5	Hamilton	63	7 396	132 543 752	100.0
Pasco	27	315 471	129 541 927	97.7	Glades	64	6 044	132 549 796	100.0
Columbia	28	303 760	129 845 687	98.0	Dixie	65	5 443	132 555 239	100.0
Martin	29	249 237	130 094 924	98.1	Union	66	4 691	132 559 930	100.0
Okaloosa	30	248 735	130 343 659	98.3	Liberty	67	2 288	132 562 218	100.0

¹Counties with suppressed sales (if applicable) are listed at end of table rather than by rank to avoid disclosing data for individual companies.

Appendix A.

General Explanation

CENSUS COVERAGE AND METHODOLOGY

Structure and method of enumeration. All wholesale firms that had at least one quarter of payroll in 1992 were included in the census of wholesale trade and were mailed either a regular census form or a short form designed to collect basic data and classification information only. The coverage and the method of obtaining census information from each follow:

1. Large companies, i.e., all multiunit firms and all single unit firms above the payroll size cutoff established to separate large from small employers, and a 10-percent sample of the small employers were mailed the appropriate 1992 Census of Distributive Trades establishment report forms. Although the payroll cutoff varied by kind of business, small employers generally included firms with one to three employees and represented about 10 percent of total wholesale sales. For the large companies, a report of company organization is conducted periodically to identify firms which operated establishments at more than one location and to obtain information on payroll and mid-March employment at each location. The 1991 Report of Company Organization was used as a coverage check in the census. In the 1992 Census, all multiestablishment firms were asked to notify the Census Bureau of any establishments for which a form was not received. Report forms were subsequently provided to the firms for these establishments.
2. Small companies other than those included in the 10-percent sample described above were mailed the short forms, which did not include questions on sales by commodity lines and employment by principal activity.

Method of classifying kinds of business. Establishments receiving the regular census forms were classified on the basis of their answers to questions on sales by commodity lines and other inquiries. Those that received short forms were classified on the basis of their self-designation and answers to other inquiries.

COMPARABILITY OF THE 1987 AND 1992 CENSUSES

The 1987 and 1992 censuses were conducted under similar conditions and procedures except for the following:

Classifications. In both 1992 and 1987, classifications are based on the *1987 Standard Industrial Classification (SIC) Manual*.¹ As a result of a later clarification in 1992, the sale of industrial controls has been classified in electrical apparatus and equipment, wiring supplies, and construction materials (SIC 5063) as it was in 1982 and all previous censuses. In 1987, the sale of industrial controls was classified in industrial machinery and equipment (SIC 5084).

Geographic areas. The boundaries of a number of areas for which data are shown in the 1992 census are not the same as in the 1987 census because of annexations; other boundary changes; and redefinitions of metropolitan statistical areas (MSA's), primary metropolitan statistical areas (PMSA's), and consolidated metropolitan statistical areas (CMSA's).² In addition, data for consolidated cities are included in the 1992 census.

Data for special economic urban areas (SEUA's) with 10,000 inhabitants or more in Michigan, Minnesota, New York, and Wisconsin qualified for publication in the 1992 census. This included townships in Michigan and Minnesota and towns in New York and Wisconsin. However, Minnesota did not have any townships that met the publication criteria.

EXPLANATION OF TERMS

Establishments. An establishment is a single physical location at which business is conducted. It is not necessarily identical with a company or enterprise, which may consist of one establishment or more. Census of wholesale trade figures represent a summary of reports for individual establishments rather than companies. For cases where a census report was received, separate information was obtained for each location where business was conducted. When administrative records of other Federal agencies were used instead of a census report, no information was available on the number of locations operated. Estimates of this number were derived from a sample and are provided in the wholesale trade report, *Miscellaneous*

¹*Standard Industrial Classification Manual: 1987.* For sale by Superintendent of Documents, U.S. Government Printing Office, Washington, DC 20402. Stock No. 041-001-00314-2.

²Newly defined metropolitan areas (MA's) were announced by the Office of Management and Budget (OMB) effective June 30, 1993.

Subjects (WC92-S-4). Each wholesale establishment was tabulated according to the physical location at which the business was conducted. The count of establishments represents the number in business at any time during 1992. Appendix G provides a comparison of the number of establishments active any time during the year versus the number in business at the end of the year.

When two activities or more were carried on at a single location under a single ownership, all activities generally were grouped together as a single establishment. The entire establishment was classified on the basis of its major activity and all data for it were included in that classification. However, when distinct and separate economic activities (for which different industry classification codes were appropriate) were conducted at a single location under a single ownership, and when conditions prescribed by the SIC manual for recognizing the existence of more than one establishment were met, separate establishment reports for each of the different activities were obtained in the census.

Firms. A firm is a business organization or entity consisting of one domestic establishment (location) or more under common ownership or control. All establishments of subsidiary firms are included as part of the owning or controlling firm. For the economic census, the terms "firm" and "company" are synonymous.

Sales. Sales include merchandise sold for cash or credit at wholesale and retail by establishments primarily engaged in wholesale trade; receipts from rental or leasing of vehicles, equipment, instruments, tools, etc.; receipts for delivery, installation, maintenance, repair, alteration, storage, and other services; and gasoline, liquor, tobacco, and other excise taxes which are paid by the manufacturer and passed on to the wholesaler.

Sales are net after deductions for refunds and allowances for merchandise returned by customers. Trade-in allowances are not deducted from total sales. Total sales do not include carrying or other credit charges; sales (or other) taxes collected from customers and forwarded to taxing authorities; and nonoperating income from such sources as investments, rental or sale of real estate, etc.

Sales in this report do not include wholesale sales made by manufacturers, retailers, service establishments, or other businesses whose primary activity is other than wholesale trade. They do include receipts other than from the sale of merchandise at wholesale, e.g., service receipts, retail sales, etc., by establishments primarily engaged in wholesale trade.

Sales figures include sales of all establishments in business at any time during the year. Sales shown for agents and brokers represented the value of the goods involved in the transactions rather than the commissions received or earnings.

Annual payroll. Payroll includes all forms of compensation such as salaries, wages, commissions, bonuses, vacation allowances, sick-leave pay, employee contributions to

qualified pension plans, and the value of payments in kind (e.g., free meals and lodgings) paid during the year to all employees. For corporations, payroll includes amounts paid to officers and executives; for unincorporated businesses, it does not include profit or other compensation of proprietors or partners. Payroll is reported before deductions for social security, income tax, insurance, union dues, etc. This definition of payroll is the same as that used on Internal Revenue Service (IRS) form 941.

First quarter payroll. This item consists of payroll, as defined above, paid to persons employed at any time during the quarter January to March 1992.

Paid employees for pay period including March 12. Paid employees consist of the full- and part-time employees, including salaried officers and executives of corporations, who were on the payroll during the pay period including March 12. Included are employees on paid sick leave, paid holidays, and paid vacations; not included are proprietors and partners of unincorporated businesses. The definition of paid employees is the same as that used on IRS form 941.

1992 and 1991 inventories. Inventories consist of stocks of merchandise for sale at the end of 1992 and 1991. They were reported on an ownership basis; all merchandise owned by reporting establishments is included, even though some may be held by others for sale on consignment. Goods held by the reporting establishment, but owned by others, are not included. Data for 1992 and 1991 inventories LIFO composition are published in the 1992 Census of Wholesale Trade report, *Miscellaneous Subjects (WC92-S-4)*.

Operating expenses. Operating expenses include payroll as well as overhead expenses of the establishment. They do not include the cost of goods sold; income or excise taxes; or withdrawals by proprietors or partners of unincorporated businesses.

Auxiliary establishments. Each company included in this census was asked to identify and separately report auxiliary locations whose primary functions were to manage, administer, service, or support the activities of the other establishments of the company. Data presented in this report do not include auxiliary establishments. Data for auxiliaries are presented in a subsequent report issued as part of the 1992 Enterprise Statistics reports.

KIND-OF-BUSINESS CLASSIFICATIONS

Wholesale trade, major groups 50 and 51 in the 1987 SIC manual, includes establishments primarily engaged in selling merchandise to retailers; to industrial, commercial, institutional, farm, or professional business users; or to other wholesalers; or acting as agents or brokers in buying merchandise for or selling merchandise to such persons or companies.

The principal types of establishments included are:

1. Merchant wholesalers who take title to the goods they sell, such as wholesale merchants or jobbers, industrial distributors, voluntary group wholesalers, drop shippers, retailer cooperative warehouses, terminal elevators, and cooperative buying associations.
2. Manufacturers' sales branches and offices (but not retail stores) maintained by manufacturing or mining enterprises apart from their plants or mines for the purpose of marketing their products. Sales branches and offices located at plants are included when separate records are available.
3. Agents, brokers, and commission merchants who buy or sell products owned by others on a commission or agency basis.

Establishments primarily engaged in the wholesale distribution of used products are classified on the basis of the product sold. Establishments primarily engaged in selling merchandise to contractors are included in wholesale trade, with the exception of lumber yards and paint, glass, and wallpaper stores. These exceptions are classified in retail trade if they consider themselves retail, sell to the general public, and their sales to contractors and the general public is more than half their total sales.

Establishments covered by the census were assigned kind-of-business classifications according to the industry classifications defined in the 1987 SIC manual. When a more detailed classification than defined in the SIC manual was needed, additional kinds-of-business were identified within an SIC industry.

Kind-of-business classifications are not interchangeable with commodity classifications, because most businesses sell several kinds of commodities. The kind-of-business code assigned generally reflects either the individual commodity or the commodity group which is the primary source of the establishment's receipts, or some mixture of commodities which characterizes the establishment's business. Thus, the classification of establishments by kind of business does not make it possible to determine either the number of establishments handling a particular commodity or the sales of that commodity. For example, the groceries and related products classification excludes establishments selling food if the sale of food is not the primary source of receipts; moreover, even though establishments are classified as groceries and related products, some of their receipts may be derived from the sale of nonfood products. Information on the extent to which commodities are handled by different kinds of business is available in the 1992 Census of Wholesale Trade report, *Commodity Line Sales* (WC92-S-3). Descriptions of the 1992 Census of Wholesale Trade kind-of-business classifications follow:

Durable Goods (SIC Major Group 50)

This major group includes establishments primarily engaged in the wholesale distribution of durable goods.

Motor vehicles and motor vehicle parts and supplies (SIC 501)

Automobiles and other motor vehicles (SIC 5012). Establishments primarily engaged in the wholesale distribution of new and used passenger automobiles, trucks, trailers, and other motor vehicles, including motorcycles, motor homes, and snowmobiles. Automobile distributors primarily engaged in selling at retail to individual customers for personal use, and also selling a limited amount of new and used passenger automobiles and trucks at wholesale, are classified in Retail Trade, Industry 5511.

SIC 5012 is subdivided in some tables into—

1. Automobile, light trucks, motorcycles, busses and recreational vehicles.
 - a. Automobiles and motorcycles.
 - b. Buses and recreational vehicles.
 - c. Light trucks and vans (14,000 lb or less).
2. Medium and heavy trucks and tractors (over 14,000 lb).
 - a. Medium trucks (14,001 to 26,000 lb).
 - b. Heavy trucks and tractors (over 26,000 lb).

Motor vehicle supplies and new parts (SIC 5013). Establishments primarily engaged in the wholesale distribution of motor vehicle supplies, accessories, tools, and equipment; and new motor vehicle parts.

SIC 5013 is subdivided in some tables into—

1. Motor vehicle supplies and new parts—warehouse distributors.
2. Motor vehicle supplies and new parts—jobbers.
3. Petroleum products marketing equipment.

Tires and tubes (SIC 5014). Establishments primarily engaged in the wholesale distribution of tires and tubes for passenger and commercial vehicles.

Motor vehicle parts, used (SIC 5015). Establishments primarily engaged in the wholesale distribution at wholesale or retail of used motor vehicle parts. This industry includes establishments primarily engaged in dismantling motor vehicles for the purpose of selling parts. Establishments primarily engaged in dismantling motor vehicles for scrap are classified in Industry 5093.

Furniture and homefurnishings (SIC 502)

Furniture (SIC 5021). Establishments primarily engaged in the wholesale distribution of furniture, including bedsprings, mattresses, and other household furniture; office furniture;

and furniture for public parks and buildings. Establishments primarily engaged in the wholesale distribution of partitions, shelving, lockers, and store fixtures are classified in Industry 5046.

SIC 5021 is subdivided in some tables into—

1. Household and lawn furniture.
2. Office and business furniture.

Homefurnishings (SIC 5023). Establishments primarily engaged in the wholesale distribution of homefurnishings and housewares, including antiques; china; glassware and earthenware; lamps (including electric), curtains and draperies; linens and towels; and carpets, linoleum, and all other types of hard and soft surface floor coverings. Establishments primarily engaged in the wholesale distribution of other electrical household goods are classified in Industry 5064, and those distributing precious metal flatware are classified in Industry 5094.

SIC 5023 is subdivided in some tables into—

1. Household china, glassware, and crockery.
2. Linens, domestics, draperies, and curtains.
3. Floor coverings.
4. Other homefurnishings.

Lumber and other construction materials (SIC 503)

Lumber, plywood, millwork and wood panels (SIC 5031). Establishments, with or without yards, primarily engaged in the wholesale distribution of rough, dressed, and finished lumber (but not timber); plywood; reconstituted wood fiber products; doors and windows and their frames (all materials); wood fencing; and other wood or metal millwork.

SIC 5031 is subdivided in some tables into—

1. Lumber—without yard.
2. Lumber—with yard.
3. Plywood, millwork, and wood panels

Brick, stone, and related construction materials (SIC 5032). Establishments primarily engaged in the wholesale distribution of stone, cement, lime construction sand, and gravel; brick (except refractory); asphalt and concrete mixtures; and concrete, stone, and structural clay products (other than refractories). Distributors of industrial sand and of refractory materials are classified in Industry 5085. Establishments primarily engaged in producing ready-mixed concrete are classified in Manufacturing, Industry 3273.

SIC 5032 is subdivided in some tables into—

1. Brick, block, tile, clay/cement sewer pipe.
2. Sand, gravel, and stone.
3. Cement, lime, and related products.

Roofing, siding, and insulation materials (SIC 5033). Establishments primarily engaged in the wholesale distribution of roofing, siding (except wood), and insulation materials.

Construction materials, n.e.c. (SIC 5039). Establishments primarily engaged in the wholesale distribution of mobile homes and of construction materials, not elsewhere classified, including prefabricated buildings and glass. Establishments selling construction materials to the general public and known as retail in the trade are classified in Retail Trade, Industry 5211. Establishments primarily engaged in marketing heavy structural metal products are classified in Industry 5051.

SIC 5039 is subdivided in some tables into—

1. Flat glass and other construction glass.
2. Other construction materials.

Professional and commercial equipment and supplies (SIC 504)

Photographic equipment and supplies (SIC 5043). Establishments primarily engaged in the wholesale distribution of photographic equipment and supplies. Establishments primarily engaged in the wholesale distribution of photocopy, microfilm, and similar equipment are classified in Industry 5044.

Office equipment (SIC 5044). Establishments primarily engaged in the wholesale distribution of office machines and related equipment, including photocopy and microfilm equipment, and safes and vaults. These establishments frequently also sell office supplies. However, establishments primarily engaged in wholesaling most office supplies are classified in Industry Group 511. Establishments primarily engaged in wholesaling office furniture are classified in Industry 5021; and those wholesaling computers and peripheral equipment are classified in Industry 5045.

Computers and computer peripheral equipment and software (SIC 5045). Establishments primarily engaged in the wholesale distribution of computers, computer peripheral equipment, and computer software. These establishments frequently may sell related supplies, but establishments primarily engaged in wholesaling supplies are classified according to the individual product (for example, computer paper in Industry 5112). Establishments primarily engaged in the wholesale distribution of modems and other electronic communications equipment are classified in Industry 5065. Establishments primarily engaged in selling computers and computer peripheral equipment and software for other than business or professional use are classified in Retail Trade, Industry 5734.

SIC 5045 is subdivided in some tables into—

1. Computers and peripheral equipment (selling primarily to business customers).

- a. Computers and peripheral equipment sold for resale.
 - b. Computers and peripheral equipment sold for end use.
2. Computer software (prepackaged, off-the-shelf).

Commercial equipment, n.e.c. (SIC 5046). Establishments primarily engaged in the wholesale distribution of commercial and related machines and equipment, not elsewhere classified, such as commercial cooking and food service equipment; partitions, shelving, lockers, and store fixtures; electrical signs; and balances and scales, except laboratory.

SIC 5046 is subdivided in some tables into—

1. Restaurant and hotel equipment and supplies.
2. Store machines and equipment.

Medical, dental, and hospital equipment and supplies (SIC 5047). Establishments primarily engaged in the wholesale distribution of surgical and other medical instruments, apparatus, and equipment; dentist equipment; artificial limbs; operating room and hospital equipment; X-ray machines; and other electromedical equipment and apparatus used by physicians and in hospitals. Also included in this industry are establishments primarily engaged in the wholesale distribution of professional supplies used by medical and dental practitioners.

SIC 5047 is subdivided in some tables into—

1. Medical and hospital equipment.
2. Dental equipment and supplies.

Ophthalmic Goods (SIC 5048). Establishments primarily engaged in the wholesale distribution of professional equipment and goods used, prescribed, or sold by ophthalmologists, optometrists, and opticians, including ophthalmic frames, lenses, and sunglass lenses.

Professional equipment and supplies, n.e.c. (SIC 5049). Establishments primarily engaged in the wholesale distribution of professional equipment and supplies, not elsewhere classified, such as drafting instruments, laboratory equipment, and scientific instruments.

SIC 5049 is subdivided in some tables into—

1. Religious and school supplies.
2. Other professional equipment and supplies, n.e.c. Establishments primarily engaged in selling specialty lines of professional equipment and supplies not mentioned above, such as veterinarian equipment and supplies, drafting supplies, and scientific equipment.

Metals and minerals, except petroleum (SIC 505)

Metals service centers and offices (SIC 5051). Establishments primarily engaged in marketing semifinished metal products, except precious metals. Establishments in

this industry may operate with warehouses (metals service centers) or without warehouses (metals sales offices). Establishments primarily engaged in marketing precious metals are classified in Industry 5092.

SIC 5051 is subdivided in some tables into—

1. Ferrous metals service centers and offices.
 - a. Ferrous metals service centers.
 - b. Ferrous metals sales offices.
2. Nonferrous metals service centers and offices.
 - a. Nonferrous metals service centers.
 - b. Nonferrous metals sales offices.

Coal and other minerals and ores (SIC 5052). Establishments primarily engaged in the wholesale distribution of coal and coke; copper, iron, lead, and other metallic ores, including precious metal ores; and crude nonmetallic minerals (including concentrates), except crude petroleum. Establishments primarily engaged in the wholesale distribution of nonmetallic minerals used in construction, such as sand and gravel, are classified in Industry 5032. Establishments primarily engaged in the wholesale distribution of crude petroleum are classified in Industry Group 517.

SIC 5052 is subdivided in some tables into—

1. Coal.
2. Other minerals and ores.

Electrical goods (SIC 506)

This industry group includes establishments primarily engaged in the wholesale distribution of electrical generating, distributing, and wiring equipment. It also includes household appliances, whether electrically, manually, or mechanically powered. This industry group does not include electrical commercial and industrial machines, in which electricity does the work directly, e.g., heating, turning a shaft, or ionizing a substance, or electrically powered commercial and industrial machines which are classified in Industry Group 504 or 508.

Electrical apparatus and equipment, wiring supplies, and construction materials (SIC 5063). Establishments primarily engaged in the wholesale distribution of electrical power equipment for the generation, transmission, distribution, or control of electric energy; electrical construction materials for outside power transmission lines and for electrical systems and electric light fixtures and bulbs. Construction contractors primarily engaged in installing electrical systems and equipment from their own stock are classified in Construction, Industry 1731.

Electrical appliances, television and radio sets (SIC 5064). Establishments primarily engaged in the wholesale distribution of radio and television receiving sets, other household electronic sound or video equipment, self-contained air-conditioning room units, and household

electrical appliances. Also included are establishments primarily engaged in the wholesale distribution of household gas and electric laundry equipment and refrigerators and freezers.

Electronic parts and equipment, n.e.c. (SIC 5065).

Establishments primarily engaged in the wholesale distribution of electronic parts and electronic communications equipment, not elsewhere classified, such as telephone and telegraph equipment; radio and television broadcasting and communications equipment; and intercommunications equipment. Establishments primarily engaged in the wholesale distribution of radio and television receiving sets, phonographs, CD-players, and other household sound or video equipment are classified in Industry 5064.

SIC 5065 is subdivided in some tables into—

1. Communications equipment.
2. Other electronic parts and equipment.

Hardware, and plumbing and heating equipment and supplies (SIC 507)

Hardware (SIC 5072). Establishments primarily engaged in the wholesale distribution of cutlery and general hardware, including hand saws; saw blades; brads, staples, and tacks; and bolts, nuts, rivets, and screws. Establishments primarily engaged in the wholesale distribution of nails, noninsulated wire, and screening are classified in Industry 5051.

Plumbing and heating equipment and supplies (hydronics) (SIC 5074). Establishments primarily engaged in the wholesale distribution of hydronic plumbing and heating equipment and supplies. Construction contractors primarily engaged in installing plumbing and heating equipment from their own stock are classified in Construction, Industry 1711.

Warm air heating and air-conditioning equipment and supplies (SIC 5075). Establishments primarily engaged in the wholesale distribution of warm air heating and air-conditioning equipment and supplies. Construction contractors primarily engaged in installing warm air heating and air-conditioning equipment are classified in Construction, Industry 1711.

Refrigeration equipment and supplies (SIC 5078). Establishments primarily engaged in the wholesale distribution of refrigeration equipment and supplies. Construction contractors primarily engaged in installation of refrigeration equipment from their own stock are classified in Construction, Industry 1711.

Machinery, equipment, and supplies (SIC 508)

Construction and mining (except petroleum) machinery and equipment (SIC 5082). Establishments primarily engaged in the wholesale distribution of construction or mining cranes, excavating machinery and equipment, power

shovels, road construction and maintenance machinery, tractor-mounting equipment, and other specialized machinery and equipment used in the construction, mining, and logging industries. Establishments engaged in marketing oil well machinery and equipment are classified in Industry 5084.

Farm and garden machinery and equipment (SIC 5083).

Establishments primarily engaged in the wholesale distribution of agricultural machinery and equipment for use in preparation and maintenance of the soil, the planting and harvesting of crops, and other operations and processes pertaining to work on the farm, lawn, or garden; and dairy and other livestock equipment.

SIC 5083 is subdivided in some tables into—

1. Farm machinery and equipment—farm dealers.
2. Farm machinery and equipment—wholesale distributors.
3. Lawn and garden machinery and equipment.

Industrial machinery and equipment (SIC 5084). Establishments primarily engaged in the wholesale distribution of industrial machinery and equipment, not elsewhere classified.

SIC 5084 is subdivided in some tables into—

1. Food-processing machinery and equipment.
2. General-purpose industrial machinery, equipment, and parts.
3. Metalworking machinery and equipment.
4. Materials handling equipment.
5. Oil well, oil refinery, and pipeline machinery, equipment, and supplies.
6. Other industrial machinery and equipment. Establishments primarily engaged in selling special purpose industrial machinery not elsewhere classified, including printing machinery, paper and paper products machinery, smelting and metal refining machinery and equipment, cigar and cigarette machinery, and similar special industry machinery.

Industrial supplies (SIC 5085). Establishments primarily engaged in the wholesale distribution of industrial supplies, not elsewhere classified.

SIC 5085 is subdivided in some tables into—

1. General-line industrial supplies.
2. Mechanical power transmission equipment.
3. Hydraulic and pneumatic (fluid-power) parts, accessories, and supplies.
4. Welding supplies.
5. Industrial containers and supplies.
6. Industrial valves and fittings, except fluid-power.

7. Other industrial supplies—Establishments primarily engaged in selling a specialty line of industrial materials and supplies not elsewhere classified, such as abrasives, mechanical rubber goods, ropes, cordage, and industrial diamonds.

Service establishment equipment and supplies (SIC 5087). Establishments primarily engaged in the wholesale distribution of equipment and supplies for barber shops, beauty parlors, power laundries, dry-cleaning plants, upholsterers, undertakers, and related personal service establishments.

SIC 5087 is subdivided in some tables into—

1. Beauty and barber equipment and supplies.
2. Custodial (janitors') equipment and supplies.
3. Laundry and dry-cleaning equipment and supplies.
4. Other service establishment equipment and supplies—Establishments primarily engaged in selling a specialty line of service establishment supplies, such as upholsterers' equipment and supplies, seamstresses' supplies, tailors' supplies, undertakers' supplies, municipality equipment and supplies, and shoe repair supplies.

Transportation equipment and supplies, except motor vehicles (SIC 5088). Establishments primarily engaged in the wholesale distribution of transportation equipment and supplies. Establishments primarily engaged in the wholesale distribution of motor vehicles and motor vehicle parts are classified in Industry Group 501, and those distributing pleasure boats are classified in Industry 5091.

SIC 5088 is subdivided in some tables into—

1. Aircraft and aeronautical equipment and supplies.
2. Marine machinery, equipment, and supplies.
3. Other transportation equipment and supplies—Establishments primarily engaged in selling equipment and supplies used in the operation, maintenance, and repair of railroads, streetcars, buses, tramways, aerial hoists, and horsedrawn vehicles.

Miscellaneous durable goods (SIC 509)

Sporting and recreational goods and supplies (SIC 5091). Establishments primarily engaged in the wholesale distribution of sporting goods and accessories; billiard and pool supplies; sporting firearms and ammunition; and marine pleasure craft, equipment and supplies. Establishments primarily engaged in the wholesale distribution of motor vehicles and trailers are classified in Industry 5012; those distributing self-propelled golf carts are classified in Industry 5088; and those distributing athletic apparel and footwear are classified in Industry Group 513.

Toys and hobby goods and supplies (SIC 5092). Establishments primarily engaged in the wholesale distribution of games, toys, hobby goods and supplies, and related goods, such as fireworks and playing cards.

Scrap and waste materials (SIC 5093). Establishments primarily engaged in assembling, breaking up, sorting, and wholesale distribution of scrap and waste materials. This industry includes auto wreckers engaged in dismantling automobiles for scrap. However, those engaged in dismantling automobiles for the purpose of selling secondhand parts at retail are classified in Industry 5015.

SIC 5093 is subdivided in some tables into—

1. Iron and steel scrap processors and dealers.
 - a. Iron and steel scrap processors (using power processing equipment).
 - b. Iron and steel scrap dealers (not using power processing equipment).
2. Nonferrous recyclable materials.

Jewelry, watches, precious stones, and precious metals (SIC 5094). Establishments primarily engaged in the wholesale distribution of jewelry, precious stones and metals, costume jewelry, watches, clocks, silverware, and jewelers' findings. Establishments primarily engaged in the wholesale distribution of precious metal ores are classified in Industry 5052.

SIC 5094 is subdivided in some tables into—

1. Jewelry, watches, diamonds, precious stones, and silverware.
2. Precious metals (excluding ores).

Durable goods, n.e.c. (SIC 5099). Establishments primarily engaged in the wholesale distribution of durable goods, not elsewhere classified, such as musical instruments and forest products, except lumber.

SIC 5099 is subdivided in some tables into—

1. Musical instruments and supplies.
2. Forest products, except lumber.
3. General merchandise—durable.
4. Compact disks, prerecorded audio tapes, and phonograph records.
5. Fire extinguishers and fire safety equipment.
6. Other durable goods.

Nondurable Goods (SIC Major Group 51)

This major group includes establishments primarily engaged in the wholesale distribution of nondurable goods.

Paper and paper products (SIC 511)

Printing and writing paper (SIC 5111). Establishments primarily engaged in the wholesale distribution of printing and writing paper, including envelope paper; fine paper; and groundwood paper.

Stationery and office supplies (SIC 5112). Establishments primarily engaged in the wholesale distribution of stationery and office supplies, including computer and photocopy supplies, envelopes, typewriter paper, file cards and folders, pens, pencils, social stationery, and greeting cards.

Industrial and personal service paper (SIC 5113). Establishments primarily engaged in the wholesale distribution of wrapping and other coarse paper, paperboard, and converted paper and related disposable plastic products, such as bags, boxes, dishes, eating utensils, napkins, and shipping supplies.

Drugs, drug proprietaries, and druggists' sundries (SIC 512)

Drugs, drug proprietaries, and druggists' sundries (SIC 5122). Establishments primarily engaged in the wholesale distribution of prescription drugs, proprietary drugs, druggists' sundries, and toiletries. Establishments primarily engaged in the wholesale distribution of surgical, dental, and hospital equipment are classified in Industry 5047.

SIC 5122 is subdivided in some tables into—

1. General-line drugs—These are wholesalers who reported a substantial portion of their sales in "drugs and pharmaceuticals" and a combination of "proprietary (patent) medicines," "cosmetics," "perfumes," and "other toiletries and druggists' sundries."
2. Specialty-line drugs, pharmaceuticals, cosmetics, and toiletries. These are wholesale establishments engaged in selling limited lines among the above products.

Apparel, piece goods, and notions (SIC 513)

Piece goods, notions, and other dry goods (SIC 5131). Establishments primarily engaged in the wholesale distribution of piece goods or yard goods of natural or man-made fibers, notions (sewing and hair accessories, etc.), and other dry goods. Converters who buy fabric goods (except knit goods) in the grey, have them finished on contract, and sell at wholesale are included here. Converters of knit goods are classified in Manufacturing, Industry Group 225. This industry does not include establishments primarily engaged in the wholesale distribution of homefurnishings which are classified in Industry 5023.

SIC 5131 is subdivided in some tables into—

1. Piece goods.
 - a. Piece goods—jobbers.

b. Piece goods—converters.

2. Notions and other dry goods.

Men's and boys' clothing and furnishings (SIC 5136). Establishments primarily engaged in the wholesale distribution of men's and boys' apparel and furnishings, sportswear, hosiery, underwear, nightwear, and work clothing.

Women's, children's, and infants' clothing and accessories (SIC 5137). Establishments primarily engaged in the wholesale distribution of women's, children's, and infants' clothing and accessories, including hosiery, lingerie, millinery, and furs.

Footwear (SIC 5139). Establishments primarily engaged in the wholesale distribution of footwear (including athletic) made of leather, rubber, and other materials.

Groceries and related products (SIC 514)

Groceries, general-line (SIC 5141). Establishments primarily engaged in the wholesale distribution of a general line of groceries. Establishments primarily engaged in roasting coffee, blending tea, or grinding and packaging spices are classified in Manufacturing Major Group 20.

SIC 5141 is subdivided in some tables into—

1. Voluntary.
2. Retail cooperative.
3. Other general-line.

Packaged frozen foods (SIC 5142). Establishments primarily engaged in the wholesale distribution of packaged quick-frozen vegetables, juices, meats, fish, poultry, pastries, and other "deep freeze" products. Establishments primarily engaged in the wholesale distribution of frozen dairy products are classified in Industry 5143, and those distributing frozen poultry, fish, and meat which are not packaged are classified in Industries 5144, 5146, and 5147, respectively.

Dairy products, except dried or canned (SIC 5143). Establishments primarily engaged in the wholesale distribution of dairy products, such as butter, cheese, ice cream and ices, and fluid milk and cream. This industry does not include establishments primarily engaged in pasteurizing and bottling milk, which are classified in Manufacturing, Industry Group 202. Establishments primarily engaged in the wholesale distribution of dried or canned dairy products are classified in Industry 5149.

SIC 5143 is subdivided in some tables into—

1. Raw milk.
2. Dairy products, except raw milk.

Poultry and poultry products (SIC 5144). Establishments primarily engaged in the wholesale distribution of poultry and poultry products, except canned and packaged frozen products. This industry does not include establishments primarily engaged in the killing and dressing of poultry, which are classified in Manufacturing, Industry 2015. Establishments primarily engaged in the wholesale distribution of packaged frozen poultry are classified in Industry 5142, and those distributing canned poultry are classified in Industry 5149.

SIC 5144 is subdivided in some tables into—

1. Live poultry.
2. Poultry and poultry products, except live.

Confectionery (SIC 5145). Establishments primarily engaged in the wholesale distribution of confectionery and related products, such as candy, chewing gum, fountain fruits, salted or roasted nuts, popcorn, fountain syrups, and potato, corn, and similar chips.

Fish and seafoods (SIC 5146). Establishments primarily engaged in the wholesale distribution (but not packaging) of fresh, cured, or frozen fish and seafoods, except canned or packaged frozen. The preparation of fresh or frozen packaged fish and other seafood, and the shucking and packing of fresh oysters in nonsealed containers, are classified in Manufacturing, Industry 2092. Establishments primarily engaged in the wholesale distribution of canned seafood are classified in Industry 5149, and those distributing packaged frozen foods are classified in Industry 5142.

Meats and meat products (SIC 5147). Establishments primarily engaged in the wholesale distribution of fresh, cured, and processed (but not canned) meats and lard. Establishments primarily engaged in the wholesale distribution of frozen packaged meats are classified in Industry 5142, and those distributing canned meats are classified in Industry 5149.

SIC 5147 is subdivided in some tables into—

1. Meats and meat products, except boxed beef.
2. Packaging boxed beef.

Fresh fruits and vegetables (SIC 5148). Establishments primarily engaged in the wholesale distribution of fresh fruits and vegetables.

Groceries and related products, n.e.c. (SIC 5149). Establishments primarily engaged in the wholesale distribution of groceries and related products, not elsewhere classified. Establishments primarily engaged in the wholesale distribution of soft drinks, and in bottling and distributing natural spring and mineral waters, are classified in this industry, but establishments primarily engaged in bottling soft drinks are classified in Manufacturing, Major Group 20. This industry does not include establishments primarily

engaged in the wholesale distribution of farm-product raw materials classified in Industry Group 515, nor those distributing beer, wine, and distilled alcoholic beverages of Industry Group 518.

SIC 5149 is subdivided in some tables into—

1. Coffee, tea, and spices.
2. Bread and baked goods.
3. Soft drinks.
4. Canned goods.
5. Food and beverage basic materials.
6. Other grocery specialties.

Farm-product raw materials (SIC 515)

Grain and field beans (SIC 5153). Establishments primarily engaged in buying and/or marketing grain (such as corn, wheat, oats, barley, and unpolished rice), dry beans, soybeans, and other inedible beans. Country grain elevators primarily engaged in buying or receiving grain from farmers are included, as well as terminal elevators and other merchants marketing grain. Establishments primarily engaged in the wholesale distribution of field and garden seeds are classified in Industry 5191.

Livestock (SIC 5154). Establishments primarily engaged in buying and/or marketing cattle, hogs, sheep, and goats. This industry also includes the operation of livestock auction markets.

Farm-product raw materials, n.e.c. (SIC 5159). Establishments primarily engaged in buying and/or marketing farm products, not elsewhere classified. Establishments primarily engaged in the wholesale distribution of milk are classified in Industry 5143, and those distributing live poultry are classified in Industry 5144.

SIC 5159 is subdivided in some tables into—

1. Hides, skins, and pelts.
2. Leaf tobacco.
3. Wool, wool tops, and mohair.
4. Cotton.
5. Other farm-product raw materials.

Chemicals and allied products (SIC 516)

Plastics materials and basic forms and shapes (SIC 5162). Establishments primarily engaged in the wholesale distribution of plastics materials, and of unsupported plastics film, sheets, sheeting, rods, tubes, and other basic forms and shapes.

Chemicals and allied products, n.e.c. (SIC 5169). Establishments primarily engaged in the wholesale distribution of chemicals and allied products, not elsewhere classified,

such as acids, industrial and heavy chemicals, dyestuffs, industrial salts, rosin, and turpentine. Establishments primarily engaged in the wholesale distribution of ammunition are classified in Industry Group 509; those distributing agricultural chemicals and pesticides are classified in Industry 5191; those distributing drugs are classified in Industry 5122; and those distributing pigments, paints, and varnishes are classified in Industry 5198.

SIC 5169 is subdivided in some tables into—

1. Industrial gases, except LP.
2. Other chemicals and allied products.

Petroleum and petroleum products (SIC 517)

This industry group includes establishments primarily engaged in the wholesale distribution of crude petroleum and petroleum products. Included are establishments primarily engaged in the distribution of liquefied petroleum gas. Establishments primarily engaged in the transmission and/or distribution of natural gas are classified in Utilities, Industry Group 492.

Petroleum bulk stations and terminals (SIC 5171). Establishments primarily engaged in the wholesale distribution of crude petroleum and petroleum products from bulk liquid storage facilities. These establishments have a bulk liquid storage capacity of 10,000 gallons or more.

SIC 5171 is subdivided in some tables into—

1. Petroleum bulk stations and terminals, except LP.
2. Liquefied petroleum gas bulk stations and terminals.

Petroleum and petroleum products wholesalers, except bulk stations and terminals (SIC 5172). Establishments primarily engaged in the wholesale distribution of crude petroleum and petroleum products. These establishments do not have a bulk liquid storage capacity of 10,000 gallons or more. Included are packaged and bottled petroleum products distributors, truck jobbers, and others marketing petroleum and its products at wholesale.

Beer, wine, and distilled alcoholic beverages (SIC 518)

Beer and ale (SIC 5181). Establishments primarily engaged in the wholesale distribution of beer, ale, porter, and other fermented malt beverages.

Wine and distilled alcoholic beverages (SIC 5182). Establishments primarily engaged in the wholesale distribution of distilled spirits, including neutral spirits and ethyl alcohol used in blended wines and distilled liquors.

SIC 5182 is subdivided in some tables into—

1. Wine and distilled alcoholic beverages—licensed.
2. Wine and distilled alcoholic beverages—State operated.

Miscellaneous nondurable goods (SIC 519)

Farm supplies (SIC 5191). Establishments primarily engaged in the wholesale distribution of animal feeds, fertilizers, agricultural chemicals, pesticides, seeds, and other farm supplies, except grains. Establishments primarily engaged in the wholesale distribution of pet food are classified in Industry 5149, and those distributing pet supplies are classified in Industry 5199.

SIC 5191 is subdivided in some tables into—

1. Farm supplies—farm dealers.
2. Farm supplies—wholesale distributors.

Books, periodicals, and newspapers (SIC 5192). Establishments primarily engaged in the wholesale distribution of books, periodicals, and newspapers.

Flowers, nursery stock, and florists' supplies (SIC 5193). Establishments primarily engaged in the wholesale distribution of flowers, nursery stock, and florists' supplies.

Tobacco and tobacco products (SIC 5194). Establishments primarily engaged in the wholesale distribution of tobacco and its products. Leaf tobacco wholesalers are classified in Industry 5159, and establishments primarily engaged in stemming and redrying tobacco are classified in Manufacturing, Industry 2141.

Paints, varnishes, and supplies (SIC 5198). Establishments primarily engaged in the wholesale distribution of paints, varnishes, wallpaper, and supplies. Establishments selling to the general public and known as retail in the trade are classified in Retail Trade, Industry 5231.

Nondurable goods, n.e.c. (SIC 5199). Establishments primarily engaged in the wholesale distribution of nondurable goods, not elsewhere classified, such as art goods, industrial yarns, textile bags, and bagging and burlap.

SIC 5199 is subdivided in some tables into—

1. Art goods.
2. General merchandise—nondurable.
3. Textile bags and bagging.
4. Specialty advertising (sale of merchandise).
5. Other nondurable goods.

TYPE-OF-OPERATION CLASSIFICATIONS

In addition to being classified by kind of business, each wholesale establishment was classified for the census by type of operation according to the ownership of the business, ownership of the goods sold, or character of the principal transactions. Establishments in wholesale trade are grouped into the following three major types of operation and related subgroups:

Merchant wholesalers. Establishments primarily engaged in buying and selling merchandise on their own account. Included here are such types of establishments as wholesale merchants or jobbers, industrial distributors, voluntary group wholesalers, importers, exporters, cash and carry wholesalers, retailer cooperative warehouses, terminal and country grain elevators, farm products assemblers, wholesale cooperative associations, and petroleum bulk plants and terminals operated by nonrefining companies.

Wholesale distributors and jobbers. Establishments primarily engaged in buying and selling merchandise in the domestic market not manufactured by the parent company.

Importers. Establishments buying and selling goods at wholesale on their own account, whose principal source of purchases was foreign.

Exporters. Establishments primarily engaged in purchasing goods in the United States and selling them to foreign customers.

Terminal grain elevators. Grain elevators primarily engaged in buying and selling grain received from country grain elevators and grain marketing establishments. They have sizable space for grain storage, and products are received primarily by rail or barge rather than by truck.

Country grain elevators. Grain elevators, cooperative or other, buying and receiving grain directly from farmers by truck and selling at wholesale.

Assemblers of farm products, except country grain elevators. Establishments primarily engaged in purchasing directly from farmers and assembling and marketing farm products at wholesale.

Manufacturers' sales branches and offices. Establishments maintained by manufacturing, refining, and mining companies apart from their plants or mines for marketing their products at wholesale. Branch stores selling to household consumers and individual users are classified in retail trade. Sales branches and offices located at plants and administrative offices are included when separate records are available.

Manufacturers' sales branches. A branch with a stock of merchandise for sale. Included are refiner—marketers owned and operated by petroleum refining companies primarily for marketing their products.

Manufacturers' sales offices. An office without a stock of merchandise for sale.

Agents, brokers, and commission merchants. Establishments whose operators are in business for themselves and are primarily engaged in selling or buying goods for others. Included here are such types of operations as auction companies, import agents, export agents, selling agents, merchandise brokers, and commission merchants. "Sales" as shown in census publications for agents, brokers, and commission merchants represent the gross sales (or purchase) value of the goods in the transactions negotiated.

Auction companies. Wholesale establishments primarily engaged in selling merchandise on an agency basis by auction.

Brokers (representing buyers or sellers). Wholesale establishments primarily engaged in selling or buying merchandise in the domestic market on a brokerage basis but not receiving the goods on consignment.

Commission merchants. Wholesale establishments operating in the domestic market receiving goods for sale on consignment.

Import agents. Merchandise agents and brokers in the domestic market buying merchandise from or selling merchandise for foreign firms.

Export agents. Merchandise agents and brokers in the domestic market selling to or buying for foreign customers.

Manufacturers' agents. Wholesale establishments in the domestic market selling for a limited number of manufacturers on a continuing agency basis.



Appendix C. Kind-of-Business Titles and Reporting-Form Numbers

[Listed below are wholesale kind-of-business titles and their corresponding reporting-form numbers. Requests for copies of any of these forms, including the inquiries used to classify establishment by kind of business, should be directed to the Services Division, Bureau of the Census, Washington, DC 20233]

SIC code	Title	Standard form CB-	Short form CB-	SIC code	Title	Standard form CB-	Short form CB-
DURABLE GOODS				DURABLE GOODS—Con.			
501	Motor vehicles and motor vehicle parts and supplies:			509	Miscellaneous durable goods:		
5012	Automobiles and other motor vehicles -----	5012	5003	5091	Sporting and recreational goods and supplies -----	5091	5003
5013	Motor vehicle supplies and new parts -----	5013	5003	5092	Toys and hobby goods and supplies -----	5091	5003
5014	Tires and tubes -----	5013	5003	5093	Scrap and waste materials -----	5093	5003
5015	Motor vehicle parts, used -----	5013	5003	5094	Jewelry, watches, precious stones, and precious metals -----	5094	5003
				5099	Durable goods, n.e.c. -----	5099	5003
DURABLE GOODS				NONDURABLE GOODS			
502	Furniture and homefurnishings:			511	Paper and paper products:		
5021	Furniture -----	5020	5001	5111	Printing and writing paper -----	5110	5102
5023	Homefurnishings -----	5020	5001	5112	Stationery and office supplies -----	5110	5102
				5113	Industrial and personal service paper -----	5110	5102
503	Lumber and other construction materials:			512	Drugs, drug proprietaries, and druggists' sundries:		
5031	Lumber, plywood, millwork, and wood panels -----	5030	5001	5122	Drugs, drug proprietaries, and druggists' sundries -----	5122	5102
5032	Brick, stone, and related construction materials -----	5030	5001				
5033	Roofing, siding, and insulation materials -----	5030	5001				
5039	Construction materials, n.e.c. -----	5030	5001	513	Apparel, piece goods, and notions:		
				5131	Piece goods, notions, and other dry goods -----	5131	5102
504	Professional and commercial equipment and supplies:			5136	Men's and boys' clothing and furnishings -----	5136	5102
5043	Photographic equipment and supplies -----	5043	5003	5137	Women's, children's, and infants' clothing and accessories -----	5136	5102
5044	Office equipment -----	5045	5002	5139	Footwear -----	5136	5102
5045	Computers and computer peripheral equipment and software -----	5045	5002				
5046	Commercial equipment, n.e.c. -----	5043	5002	514	Groceries and related products:		
5047	Medical, dental, and hospital equipment and supplies -----	5047	5002	5141	Groceries, general line -----	5141	5101
5048	Ophthalmic goods -----	5047	5002	5142	Packaged frozen foods -----	5142	5101
5049	Professional equipment and supplies, n.e.c. -----	5047	5002	5143	Dairy products, except dried or canned -----	5143	5101
				5144	Poultry and poultry products -----	5144	5101
				5145	Confectionery -----	5145	5101
				5146	Fish and seafoods -----	5146	5101
505	Metals and minerals, except petroleum:			5147	Meats and meat products -----	5147	5101
5051	Metals service centers and offices -----	5051	5003	5148	Fresh fruits and vegetables -----	5148	5101
5052	Coal and other minerals and ores -----	5052	5003	5149	Groceries and related products, n.e.c. -----	5141	5101
				515	Farm-product raw materials:		
506	Electrical goods:			5153	Grain and field beans -----	5150	5103
5063	Electrical apparatus and equipment, wiring supplies, and construction materials -----	5060	5001	5154	Livestock -----	5150	5103
5064	Electrical appliances, television and radio sets -----	5060	5001	5159	Farm-product raw materials, n.e.c. -----	5150	5103
5065	Electronic parts and equipment, n.e.c. -----	5060	5001	516	Chemicals and allied products:		
				5162	Plastics materials and basic forms and shapes -----	5160	5102
				5169	Chemicals and allied products, n.e.c. -----	5160	5102
507	Hardware, and plumbing and heating equipment and supplies:			517	Petroleum and petroleum products:		
5072	Hardware -----	5070	5001	5171	Petroleum bulk stations and terminals -----	5170	1NA
5074	Plumbing and heating equipment and supplies (hydronics) -----	5070	5001	5172	Petroleum and petroleum products wholesalers, except bulk stations and terminals -----	5170	1NA
5075	Warm air heating and air-conditioning equipment and supplies -----	5070	5001				
5078	Refrigeration equipment and supplies -----	5070	5001	518	Beer, wine, and distilled alcoholic beverages:		
				5181	Beer and ale -----	5180	5103
				5182	Wine and distilled alcoholic beverages -----	5180	5103
508	Machinery, equipment, and supplies:			519	Miscellaneous nondurable goods:		
5082	Construction and mining (except petroleum) machinery and equipment -----	5082	5002	5191	Farm supplies -----	5191	5102
5083	Farm and garden machinery and equipment -----	5083	5002	5192	Books, periodicals, and newspapers -----	5192	5102
5084	Industrial machinery and equipment -----	5084	5002	5193	Flowers, nursery stock, and florists' supplies -----	5192	5102
5085	Industrial supplies -----	5085	5002	5194	Tobacco and tobacco products -----	5194	5102
5087	Service establishment equipment and supplies -----	5087	5002	5198	Paints, varnishes, and supplies -----	5198	5102
5088	Transportation equipment and supplies, except motor vehicles -----	5088	5002	5199	Nondurable goods, n.e.c. -----	5199	5102

¹Petroleum wholesalers were all sent form CB-5170.

Appendix D. Metropolitan Areas

(Titles and definitions shown for MSA's, CMSA's, and PMSA's are those established by the Office of Management and Budget, as of June 30, 1993)

FLORIDA

Daytona Beach, FL MSA

Flagler County, FL
Volusia County, FL

Fort Lauderdale, FL PMSA—see Miami-Fort Lauderdale, FL CMSA

Fort Myers-Cape Coral, FL MSA

Lee County, FL

Fort Pierce-Port St. Lucie, FL MSA

Martin County, FL
St. Lucie County, FL

Fort Walton Beach, FL MSA

Okaloosa County, FL

Gainesville, FL MSA

Alachua County, FL

Jacksonville, FL MSA

Clay County, FL
Duval County, FL
Nassau County, FL
St. Johns County, FL

Lakeland-Winter Haven, FL MSA

Polk County, FL

Melbourne-Titusville-Palm Bay, FL MSA

Brevard County, FL

Miami-Fort Lauderdale, FL CMSA

Fort Lauderdale, FL PMSA
Broward County, FL
Miami, FL PMSA
Dade County, FL

Miami, FL PMSA—see Miami-Fort Lauderdale, FL CMSA

Naples, FL MSA

Collier County, FL

Ocala, FL MSA

Marion County, FL

Orlando, FL MSA

Lake County, FL
Orange County, FL
Osceola County, FL
Seminole County, FL

Panama City, FL MSA

Bay County, FL

Pensacola, FL MSA

Escambia County, FL
Santa Rosa County, FL

Punta Gorda, FL MSA

Charlotte County, FL

Sarasota-Bradenton, FL MSA

Manatee County, FL
Sarasota County, FL

Tallahassee, FL MSA

Gadsden County, FL
Leon County, FL

Tampa-St. Petersburg-Clearwater, FL MSA

Hernando County, FL
Hillsborough County, FL
Pasco County, FL
Pinellas County, FL

West Palm Beach-Boca Raton, FL MSA

Palm Beach County, FL

Appendix E.

Percent of Sales Data Based on Administrative Records and Estimation for the State: 1992

[For meaning of abbreviations and symbols and for more information on reliability of data, see introductory text. For explanation of terms and comparability of 1987 and 1992 censuses, see appendix A]

SIC code	Kind of business	Percent of sales† —		SIC code	Kind of business	Percent of sales‡ —	
		From administrative records ¹	Estimated ²			From administrative records ¹	Estimated ²
	Wholesale trade -----	5.6	3.8		Wholesale trade —Con.		
50	Durable goods -----	6.1	4.7	50	Durable goods —Con.		
				509	Miscellaneous durable goods -----	13.6	8.1
				5091	Sporting and recreational goods and supplies -----	7.5	6.3
				5092	Toys and hobby goods and supplies -----	13.8	5.7
501	Motor vehicles and motor vehicle parts and supplies -----	2.7	1.3	5093	Scrap and waste materials -----	11.9	6.9
5012	Automobiles and other motor vehicles -----	1.5	.7	5094	Jewelry, watches, precious stones, and precious metals -----	15.7	5.1
5013	Motor vehicle supplies and new parts -----	6.9	3.6	5099	Durable goods, n.e.c. -----	17.8	13.7
5014	Tires and tubes -----	7.1	3.2				
5015	Motor vehicle parts, used -----	23.7	4.2	51	Nondurable goods -----	5.1	2.8
502	Furniture and homefurnishings -----	7.8	7.0	511	Paper and paper products -----	4.4	2.5
5021	Furniture -----	7.3	8.8	5111	Printing and writing paper -----	2.4	2.7
5023	Homefurnishings -----	8.1	5.5	5112	Stationery and office supplies -----	6.7	2.4
				5113	Industrial and personal service paper -----	3.6	2.4
503	Lumber and other construction materials -----	5.3	7.7				
5031	Lumber, plywood, millwork, and wood panels -----	3.1	4.5	512	Drugs, drug proprietaries, and druggists' sundries -----	2.2	1.7
5032	Brick, stone, and related construction materials -----	10.2	18.7	5122	Drugs, drug proprietaries, and druggists' sundries -----	2.2	1.7
5033	Roofing, siding, and insulation materials -----	3.1	2.6				
5039	Construction materials, n.e.c. -----	11.7	15.3	513	Apparel, piece goods, and notions -----	10.7	7.4
				5131	Piece goods, notions, and other dry goods -----	7.5	10.5
504	Professional and commercial equipment and supplies -----	8.1	4.9	5136	Men's and boys' clothing and furnishings -----	8.1	4.6
5043	Photographic equipment and supplies -----	5.4	1.1	5137	Women's, children's, and infants' clothing and accessories -----	18.0	9.0
5044	Office equipment -----	6.4	6.8	5139	Footwear -----	6.3	6.0
5045	Computers and computer peripheral equipment and software -----	9.1	4.9	514	Groceries and related products -----	6.0	2.4
5046	Commercial equipment, n.e.c. -----	13.5	6.5	5141	Groceries, general line -----	7.9	.9
5047	Medical, dental, and hospital equipment and supplies -----	6.7	3.6	5142	Packaged frozen foods -----	1.6	2.6
5048	Ophthalmic goods -----	6.3	8.0	5143	Dairy products, except dried or canned -----	4.7	1.3
5049	Professional equipment and supplies, n.e.c. -----	5.9	2.7	5144	Poultry and poultry products -----	6.5	2.2
				5145	Confectionery -----	4.7	5.6
505	Metals and minerals, except petroleum -----	4.0	3.5	5146	Fish and seafoods -----	11.4	2.8
5051	Metals service centers and offices -----	(D)	(D)	5147	Meats and meat products -----	4.2	2.2
5052	Coal and other minerals and ores -----	(D)	(D)	5148	Fresh fruits and vegetables -----	13.9	5.2
				5149	Groceries and related products, n.e.c. -----	2.2	2.1
506	Electrical goods -----	6.2	4.5	515	Farm-product raw materials -----	5.5	3.9
5063	Electrical apparatus and equipment, wiring supplies, and construction materials -----	3.5	4.5	5153	Grain and field beans -----	11.5	2.3
5064	Electrical appliances, television and radio sets -----	4.4	3.5	5154	Livestock -----	1.2	9.7
5065	Electronic parts and equipment, n.e.c. -----	9.8	5.3	5159	Farm-product raw materials, n.e.c. -----	.6	3.5
507	Hardware, and plumbing and heating equipment and supplies -----	6.1	9.8	516	Chemicals and allied products -----	6.8	5.6
5072	Hardware -----	8.9	8.9	5162	Plastics materials and basic forms and shapes -----	5.7	5.4
5074	Plumbing and heating equipment and supplies (hydronics) -----	5.3	13.6	5169	Chemicals and allied products, n.e.c. -----	7.3	5.7
5075	Warm air heating and air-conditioning equipment and supplies -----	3.6	5.7	517	Petroleum and petroleum products -----	2.3	1.6
5078	Refrigeration equipment and supplies -----	7.5	7.3	5171	Petroleum bulk stations and terminals -----	2.4	1.5
				5172	Petroleum and petroleum products wholesalers, except bulk stations and terminals -----	2.0	2.0
508	Machinery, equipment, and supplies -----	8.3	7.2	518	Beer, wine, and distilled alcoholic beverages -----	3.0	.2
5082	Construction and mining (except petroleum) machinery and equipment -----	6.5	3.3	5181	Beer and ale -----	5.2	.1
5083	Farm and garden machinery and equipment -----	10.0	7.8	5182	Wine and distilled alcoholic beverages -----	1.3	.3
5084	Industrial machinery and equipment -----	8.5	9.6	519	Miscellaneous nondurable goods -----	6.5	4.7
5085	Industrial supplies -----	8.5	6.2	5191	Farm supplies -----	5.0	2.9
5087	Service establishment equipment and supplies -----	15.0	7.5	5192	Books, periodicals, and newspapers -----	3.0	2.2
5088	Transportation equipment and supplies, except motor vehicles -----	6.8	6.8	5193	Flowers, nursery stock, and florists' supplies -----	7.3	6.9
				5194	Tobacco and tobacco products -----	3.2	3.2
				5198	Paints, varnishes, and supplies -----	6.0	8.2
				5199	Nondurable goods, n.e.c. -----	17.3	9.8

¹Includes sales information obtained from administrative records of other Federal agencies.

²Includes sales information which was imputed based on historic company ratios or administrative records, or on industry averages.

Appendix F. Geographic Notes

FLORIDA

Atlantic Beach. See “Jacksonville consolidated city.”

Hallandale is only in Broward County; it was erroneously put in both Broward County and Dade County for the 1987 Economic Censuses, but it has never been in Dade County.

Jacksonville Beach. See “Jacksonville consolidated city.”

Jacksonville city (balance). See “Jacksonville consolidated city.”

Jacksonville consolidated city is coextensive with Duval County. It includes the incorporated places of Atlantic Beach, Jacksonville Beach, and Neptune Beach, which are tabulated separately. “Jacksonville city (balance),” which is a place equivalent, includes the town of Baldwin, which is not populous enough for separate tabulation.

Longboat Key is in Manatee and Sarasota Counties.

Neptune Beach. See “Jacksonville consolidated city.”

Appendix G.

Establishments in Business Any Time During Year and Establishments in Business at End of Year for the State: 1992 and 1987

[For meaning of abbreviations and symbols, see introductory text. For explanation of terms and comparability of 1987 and 1992 censuses, see appendix A]

SIC code	Kind of business	Establishments in business —			
		Any time during year		At end of year	
		1992	1987	1992	1987
	Wholesale trade	30 137	25 636	27 709	23 791
50	Durable goods	19 725	17 092	18 186	15 884
501	Motor vehicles and automotive parts and supplies	2 902	2 575	2 670	2 395
5012	Automobiles and other motor vehicles	616	459	568	426
5013	Motor vehicle supplies and new parts	1 635	1 600	1 502	1 483
5014	Tires and tubes	247	217	229	200
5015	Motor vehicle parts, used	404	299	371	286
502	Furniture and homefurnishings	1 268	1 007	1 181	932
5021	Furniture	575	486	529	454
5023	Homefurnishings	693	521	652	478
503	Lumber and other construction materials	1 325	1 321	1 218	1 216
5031	Lumber, plywood, millwork, and wood panels	484	450	437	416
5032	Brick, stone, and related construction materials	379	338	354	314
5033	Roofing, siding, and insulation materials	170	177	163	166
5039	Construction materials, n.e.c.	292	356	264	320
504	Professional and commercial equipment and supplies	3 212	2 682	2 946	2 487
5043	Photographic equipment and supplies	78	89	76	81
5044	Office equipment	543	708	504	663
5045	Computers and computer peripheral equipment and software	1 090	685	978	641
5046	Commercial equipment, n.e.c.	375	358	332	325
5047	Medical, dental, and hospital equipment and supplies	817	550	766	504
5048	Ophthalmic goods	153	143	146	139
5049	Professional equipment and supplies, n.e.c.	156	149	144	134
505	Metals and minerals, except petroleum	482	459	446	430
5051	Metals service centers and offices	468	435	432	406
5052	Coal and other minerals and ores	14	24	14	24
506	Electrical goods	2 672	2 118	2 487	1 982
5063	Electrical apparatus and equipment, wiring supplies, and construction materials	1 101	947	1 029	884
5064	Electrical appliances, television and radio sets	354	267	326	248
5065	Electronic parts and equipment, n.e.c.	1 217	904	1 132	850
507	Hardware, and plumbing and heating equipment and supplies	1 560	1 414	1 448	1 326
5072	Hardware	488	395	443	370
5074	Plumbing and heating equipment and supplies (hydronics)	547	535	501	493
5075	Warm air heating and air-conditioning equipment and supplies	425	399	410	386
5078	Refrigeration equipment and supplies	100	85	94	77
508	Machinery, equipment, and supplies	3 938	3 362	3 638	3 155
5082	Construction and mining (except petroleum) machinery and equipment	287	248	271	232
5083	Farm and garden machinery and equipment	420	363	378	334
5084	Industrial machinery and equipment	1 515	1 188	1 408	1 126
5085	Industrial supplies	699	580	654	547
5087	Service establishment equipment and supplies	406	523	370	492
5088	Transportation equipment and supplies, except motor vehicles	611	460	557	424
509	Miscellaneous durable goods	2 366	2 154	2 152	1 961
5091	Sporting and recreational goods and supplies	437	343	403	319
5092	Toys and hobby goods and supplies	158	143	150	129
5093	Scrap and waste materials	367	439	329	384
5094	Jewelry, watches, precious stones, and precious metals	542	498	496	462
5099	Durable goods, n.e.c.	862	731	774	667
51	Nondurable goods	10 412	8 544	9 523	7 907
511	Paper and paper products	1 112	886	1 030	833
5111	Printing and writing paper	133	93	124	88
5112	Stationery and office supplies	643	540	597	503
5113	Industrial and personal service paper	336	253	309	242
512	Drugs, drug proprietaries, and druggists sundries	542	352	499	318
5122	Drugs, drug proprietaries, and druggists sundries	542	352	499	318
513	Apparel, piece goods, and notions	1 217	903	1 098	839
5131	Piece goods, notions, and other dry goods	280	237	254	221
5136	Men's and boys' clothing and furnishings	285	171	267	160
5137	Women's, children's, and infants' clothing and accessories	507	365	444	337
5139	Footwear	145	130	133	121

SIC code	Kind of business	Establishments in business —			
		Any time during year		At end of year	
		1992	1987	1992	1987
51	Nondurable goods — Con.				
514	Groceries and related products	2 956	2 639	2 706	2 438
5141	Groceries, general line	275	209	252	192
5142	Packaged frozen foods	279	240	259	227
5143	Dairy products, except dried or canned	180	167	158	161
5144	Poultry and poultry products	61	58	53	56
5145	Confectionery	128	138	114	130
5146	Fish and seafoods	343	333	319	297
5147	Meats and meat products	235	250	213	230
5148	Fresh fruits and vegetables	637	528	581	490
5149	Groceries and related products, n.e.c.	818	716	757	655
515	Farm-product raw materials	141	107	125	98
5153	Grain and field beans	50	37	47	35
5154	Livestock	35	28	28	26
5159	Farm-product raw materials, n.e.c.	56	42	50	37
516	Chemicals and allied products	782	596	709	545
5162	Plastics materials and basic forms and shapes	168	115	157	106
5169	Chemicals and allied products, n.e.c.	614	481	552	439
517	Petroleum and petroleum products	587	468	556	446
5171	Petroleum bulk stations and terminals	436	334	415	324
5172	Petroleum and petroleum products wholesalers, except bulk stations and terminals	151	134	141	122
518	Beer, wine, and distilled alcoholic beverages	179	211	171	197
5181	Beer and ale	94	114	92	110
5182	Wine and distilled alcoholic beverages	85	97	79	87
519	Miscellaneous nondurable goods	2 896	2 382	2 629	2 193
5191	Farm supplies	665	587	606	543
5192	Books, periodicals, and newspapers	220	238	203	223
5193	Flowers, nursery stock, and florists' supplies	501	374	456	348
5194	Tobacco and tobacco products	77	75	70	69
5198	Paints, varnishes and supplies	280	244	257	227
5199	Nondurable goods, n.e.c.	1 153	864	1 037	783

Publication Program

1992 CENSUS OF WHOLESALE TRADE

Publications of the 1992 Census of Wholesale Trade, containing data on wholesale trade establishments with payroll in the United States, are described below. Publications order forms for specific reports may be obtained from any Department of Commerce district office or from Data User Services Division, Customer Services, Bureau of the Census, Washington, DC 20233-8300. The first results were issued in press releases. Final detailed statistics are issued in separate paperbound reports and compact disc-read only memory (CD-ROM).

Final Reports

Geographic area series—52 reports (WC92-A-1 to -52)

A separate paperbound report containing data for establishments with payroll is published for each State, the District of Columbia, and the United States. Each report presents general statistics for establishments with payroll, on number of establishments, sales, payroll, employment, operating expenses, and inventories. At the State level, data also are presented separately for the following types of wholesale operations: merchant wholesalers; manufacturers' sales branches and offices; and agents, brokers, and commission merchants. Less type-of-operation detail is shown below the State level. For States, MA's, and counties and places with 200 wholesale establishments or more, statistics are presented by kind of business. Greater kind-of-business detail is shown for larger areas. In addition, data are shown for all places with 2,500 inhabitants or more and all counties (with no kind-of-business detail). For each State, the District of Columbia, and the United States, 1992 data are provided on sales and employees per establishment, sales and payroll per employee, payroll as a percent of operating expenses, and operating expenses and end-of-year inventories as percentages of sales. Comparative statistics showing percent changes in sales and payroll between 1987 and 1992 also are shown by kind of business.

Subject series—4 reports (WC92-S-1 to -4)

The *Establishment and Firm Size* report (WC92-S-1) presents data for establishments with payroll, based on size of establishment, size of company or firm, and legal form of organization. Establishment statistics are presented by sales size and by employment size; statistics for firms by sales size (including concentration by largest firms), by employment size, and by number of establishments operated (single units and multiunits). Statistics are presented by kind of business on the number of establishments, sales, payroll, and employment for the United States.

The *Measures of Value Produced, Capital Expenditures, Depreciable Assets, and Operating Expenses* report (WC92-S-2) presents data on measures of value produced, capital expenditures, depreciable assets, and operating expenses for firms with payroll

for the United States by major kinds of business. Measures of value produced include gross margin, value added, and net income produced at market prices and factor costs. Operating expenses include annual payroll, supplemental labor costs, purchased services, etc. Sales, purchases, and beginning and ending inventories data also are provided.

The *Commodity Line Sales* report (WC92-S-3) presents data on major categories of commodities sold by wholesale kinds of business for the United States. Data for 15 selected MA's and 15 selected States will be available on electronic media only. Tables present data for each kind of business and show, for each commodity line, the number of establishments handling the line and their sales of the line; the percentage of total sales of the kind of business accounted for by each of the lines carried; and, for establishments actually handling a specific line, the percentage of total sales represented by sales of that line. Summary statistics also are provided for the broad commodity line categories, including counts of establishments and the amount and percentage of the line sold by various kinds of wholesale businesses.

The *Miscellaneous Subjects* report (WC92-S-4) contains data by kind of business on employment by principal activity; sales by class of customer; inventory valuation methods; commissions and gross selling value of business conducted for others by agents and brokers; gross margins, gross profits, and their components; and on petroleum bulk stations and terminals. Data are presented for the United States as a whole; for petroleum bulk stations and terminals, States, and counties.

Electronic Media

All data included in the printed reports are available on CD-ROM. The CD-ROM's provide the same information found in the final reports as well as additional information not published in the final reports, such as commodity line sales data for States (WC92-S-3). Electronic media products are available for users who wish to summarize, rearrange, or process large amounts of data. These products, with corresponding technical documentation, are sold by Data User Services Division, Customer Services, Bureau of the Census, Washington, DC 20233-8300.

OTHER ECONOMIC CENSUS REPORTS

Data on retail trade, service industries, transportation, communications, utilities, financial, insurance, real estate, construction industries, manufactures, mineral industries, enterprise statistics, minority-owned business enterprises, and women-owned businesses also are available from the 1992 Economic Census. A separate series of reports covers the census of outlying areas: Puerto Rico, Virgin Islands of the United States, Guam, and the Northern Marianas. Separate announcements describing these reports are available free of charge from Data User Services Division, Customer Services, Bureau of the Census, Washington, DC 20233-8300.