

1992

Census of Wholesale Trade

WC92-A-6

GEOGRAPHIC AREA SERIES

Colorado



1992 Census of Wholesale Trade

WC92-A-6

GEOGRAPHIC AREA SERIES

Colorado

+



+



U.S. Department of Commerce
Ronald H. Brown, Secretary
David J. Barram, Deputy Secretary

Economics and Statistics Administration
Everett M. Ehrlich, Under Secretary
for Economic Affairs

BUREAU OF THE CENSUS
Harry A. Scarr, Acting Director

Acknowledgments

Many persons participated in the various activities of the 1992 Census of Wholesale Trade. The overall planning and review of the census operations were performed by the Economic Census Staff of the Economic Planning and Coordination Division.

This report was prepared in the Services Division. **Bobby E. Russell**, Assistant Chief for Census Programs, was responsible for the overall planning, management, and coordination of the census of wholesale trade. Planning and implementation were under the direction of **John R. Trimble**, Chief, Wholesale Census Branch, with primary staff assistance by **Steven L. Barron**, **John L. Vignali**, **Gary E. Swenson**, **Scott P. Handmaker**, **Daniel C. Collier**, **Barbara A. Collier**, **Cary L. Fletcher**, **Dennis R. Johnson**, and **Karen K. Sigmon**.

Systems and procedures for mailout, receipt, correspondence, data input, industry classification, other clerical processing, administrative record processing, quality control, and the associated electronic computer programs, were developed in the Economic Planning and Coordination Division.

Mailout preparation and receipt operations, clerical and analytical review activities, data keying, and geocoding review were performed by the staff of the Data Preparation Division, **Judith N. Petty**, Chief.

Geographic coding procedures and associated computer programs were developed by the staff of the Geography Division, **Robert W. Marx**, Chief.

The computer processing systems were developed and coordinated in the Economic Statistical Methods and Programming Division, **Charles P. Pautler, Jr.**, Chief. **H. Ray Dennis**, Assistant Chief for Business Programs, was responsible for the design and implementation of the computer systems. The computer programs were prepared under the supervision of **Steven G. McCraith**, Chief, Utilities and Financial Census Branch, and **William C. Wester**, Chief, Business Census Branch, assisted by **Dennis P. Kelly**, **Barbara L. Lambert**, **Josephine S. McLaughlin**, **William D. McClain**, **David Wang**, and **David L. Sipes**.

Computer processing was performed in the Computer Services Division, **Marvin D. Raines**, Chief.

The staff of the Administrative and Publications Services Division, **Walter C. Odom**, Chief, performed planning, design, composition, editorial review, and printing planning and procurement for publications and report forms. **Gladys Rea** provided publication coordination and editing.

Special acknowledgment is also due the many businesses whose cooperation has contributed to the publication of these data.

If you have any questions concerning the statistics in this report, call 301-763-5281.



**Economics and Statistics
Administration**

Everett M. Ehrlich, Under Secretary
for Economic Affairs



BUREAU OF THE CENSUS

Harry A. Scarr, Acting Director

Paula J. Schneider, Principal Associate
Director for Programs

Charles A. Waite, Associate Director for
Economic Programs

Thomas L. Mesenbourg, Assistant Director for
Economic Programs

ECONOMIC PLANNING AND COORDINATION DIVISION

Thomas L. Mesenbourg, Acting Chief

SERVICES DIVISION

Thomas L. Mesenbourg, Acting Chief

Introduction to the Economic Census

PURPOSES AND USES OF THE ECONOMIC CENSUS

The economic census is the major source of facts about the structure and functioning of the Nation's economy. It provides essential information for government, business, industry, and the general public.

The economic census furnishes an important part of the framework for such composite measures as the gross domestic product, input/output measures, production and price indexes, and other statistical series that measure short-term changes in economic conditions.

Policymaking agencies of the Federal Government use the data, especially in monitoring economic activity and providing assistance to business.

State and local governments use the data to assess business activities and tax bases within their jurisdictions and to develop programs to attract business.

Trade associations study trends in their own and competing industries and keep their members informed of market changes.

Individual businesses use the data to locate potential markets and to analyze their own production and sales performance relative to industry or area averages.

AUTHORITY AND SCOPE

Title 13 of the United States Code (sections 131, 191, and 224) directs the Census Bureau to take the economic census every 5 years, covering years ending in 2 and 7. The 1992 Economic Census consists of the following eight censuses:

- Census of Retail Trade
- Census of Wholesale Trade
- Census of Service Industries
- Census of Financial, Insurance, and Real Estate Industries
- Census of Transportation, Communications, and Utilities
- Census of Manufactures
- Census of Mineral Industries
- Census of Construction Industries

Special programs also cover enterprise statistics and minority-owned and women-owned businesses. (The 1992 Census of Agriculture and 1992 Census of Governments are conducted separately.) The next economic census is scheduled to be taken in 1998 covering the year 1997.

AVAILABILITY OF THE DATA

The results of the economic census are available in printed reports for sale by the U.S. Government Printing Office and on compact discs for sale by the Census Bureau. Order forms for all types of products are available on request from Customer Services, Bureau of the Census, Washington, DC 20233-8300. A more complete description of publications being issued from this census is on the inside back cover of this document.

Census facts are also widely disseminated by trade associations, business journals, and newspapers. Volumes containing census statistics are available in most major public and college libraries. Finally, State data centers in every State as well as business and industry data centers in many States also supply economic census statistics.

WHAT'S NEW IN 1992

The 1992 Economic Census covers more of the economy than any previous census. New for 1992 are data on communications, utilities, finance, insurance, and real estate, as well as coverage of more transportation industries. The economic, agriculture, and governments censuses now collectively cover nearly 98 percent of all economic activity.

Among other changes, new 1992 definitions affect the boundaries of about a third of all metropolitan areas. Also, the Survey of Women-Owned Businesses has now been expanded to include all corporations.

HISTORICAL INFORMATION

The economic census has been taken as an integrated program at 5-year intervals since 1967 and before that for 1963, 1958, and 1954. Prior to that time, the individual subcomponents of the economic census were taken separately at varying intervals.

The economic census traces its beginnings to the 1810 Decennial Census, when questions on manufacturing were included with those for population. Coverage of economic activities was expanded for 1840 and subsequent censuses to include mining and some commercial activities. In 1902, Congress established a permanent Census Bureau and directed that a census of manufactures be taken every 5 years. The 1905 Manufactures Census was the first time a census was taken apart from the regular every-10-year population census.

The first census of business was taken in 1930, covering 1929. Initially it covered retail and wholesale trade and construction industries, but it was broadened in 1933 to include some of the service trades.

The 1954 Economic Census was the first census to be fully integrated—providing comparable census data across economic sectors, using consistent time periods, concepts, definitions, classifications, and reporting units. It was the first census to be taken by mail, using lists of firms provided by the administrative records of other Federal agencies. Since 1963, administrative records also have been used to provide basic statistics for very small firms, reducing or eliminating the need to send them census questionnaires. The Enterprise Statistics Program, which publishes combined data from the economic census, was made possible with the implementation of the integrated census program in 1954.

The range of industries covered in the economic censuses has continued to expand. The census of construction industries began on a regular basis in 1967, and the scope of service industries was broadened in 1967, 1977, and 1987. The census of transportation began in 1963 as a set of surveys covering travel, transportation of commodities, and trucks, but expanded in 1987 to cover business establishments in several transportation industries. For 1992, these statistics are incorporated into a broadened census of transportation, communications, and utilities. Also new for 1992 is the census of financial, insurance, and real estate industries. This is part of a gradual expansion in coverage of industries previously subjected to government regulation.

The Survey of Minority-Owned Business Enterprises was first conducted as a special project in 1969 and was incorporated into the economic census in 1972 along with the Survey of Women-Owned Businesses.

An economic census has also been taken in Puerto Rico since 1909, in the Virgin Islands of the United States and Guam since 1958, and in the Commonwealth of the Northern Mariana Islands since 1982.

Statistical reports from the 1987 and earlier censuses provide historical figures for the study of long-term time series and are available in some large libraries. All of the census data published since 1967 are still available for sale on microfiche from the Census Bureau.

AVAILABILITY OF MORE FREQUENT ECONOMIC DATA

While the census provides complete enumerations every 5 years, there are many needs for more frequent data as well. The Census Bureau conducts a number of monthly, quarterly, and annual surveys, with the results appearing in publication series such as Current Business Reports (retail and wholesale trade and service industries), the Annual Survey of Manufactures, Current Industrial Reports, and the Quarterly Financial Report. Most of these surveys, while providing more frequent observations, yield less kind-of-business and geographic detail than the census. The County Business Patterns program offers annual statistics on the number of establishments, employment, and payroll classified by industry within each county.

SOURCES FOR MORE INFORMATION

More information about the scope, coverage, classification system, data items, and publications for each of the economic censuses and related surveys is published in the *Guide to the 1992 Economic Census and Related Statistics*. More information on the methodology, procedures, and history of the census will be published in the *History of the 1992 Economic Census*. Contact Customer Services for information on availability.

Census of Wholesale Trade

GENERAL

The 1992 Census of Wholesale Trade, part of the 1992 Economic Census, covered wholesale trade as defined in the *Standard Industrial Classification (SIC) Manual*.¹ It included all establishments with one or more paid employees primarily engaged in selling merchandise to retailers; other wholesalers; or industrial, commercial, institutional, farm, or professional users. Companies selling products to which they have title, as well as those acting as agents or brokers in buying or selling merchandise to others, are included. The census excluded governmental organizations classified in the covered industries except for wholesale liquor establishments operated by State and local governments.

The basic tabulations in this report do not include data for establishments which are "auxiliary" (primary function is providing a service, such as warehouses) to other establishments within the same organization. Data for auxiliaries are presented in a subsequent report issued as part of the 1992 Enterprise Statistics reports.

Wholesale firms without employees are excluded from the census. In the census of retail trade, the sales of firms with no paid employees are derived from administrative records of other Federal agencies rather than from a direct canvass. These sources proved impractical for wholesale firms without paid employees. In the census of wholesale trade, the sales value is the gross volume of business conducted. Firms which operated wholly or partly on a commission basis must provide both the gross volume of business conducted and commission receipts on census forms. Agents and brokers do not report to other Federal agencies the gross selling value of goods. Moreover, administrative records make no distinction between commission receipts and sales of products by wholesalers.

Appendix A gives a more detailed explanation of census coverage and methodology.

CENSUS DISCLOSURE RULES

In accordance with Federal law governing census reports, no data are published that would disclose the operations of an individual establishment or business. However, the number of establishments in a kind-of-business

classification is not considered a disclosure, therefore, this information may be released even though other information is withheld.

GEOGRAPHIC AREAS COVERED

This report series presents data for the following areas:

1. The United States as a whole.
2. Each State and the District of Columbia
3. Each consolidated metropolitan statistical area (CMSA) and primary metropolitan statistical area (PMSA) defined by the Office of Management and Budget (OMB) as of June 30, 1993. A CMSA is an area used to facilitate the presentation and analysis of data for large concentrations of metropolitan populations. It includes two or more contiguous PMSA's which have a population of at least 1,000,000² and which meet specific criteria of urban character and of social and economic integration.
4. Each metropolitan statistical area (MSA) defined by the OMB as of June 30, 1993. An MSA is an integrated economic and social unit with a population nucleus of at least 50,000 inhabitants.² Each MSA consists of one or more counties meeting standards of metropolitan character; in New England, cities and towns rather than counties are the component geographic units.
5. The area within the State outside metropolitan areas (MA's).
6. Each county or county equivalent.³ Counties are the primary divisions of States, except in Louisiana where they are called parishes and in Alaska where they are called boroughs and census areas. Maryland, Missouri, Nevada, and Virginia have one place or more that is independent of any county organization and constitutes primary divisions of their States. These places are treated as counties and as places.
7. Each consolidated city.³ Consolidated cities are consolidated governments which consists of separately incorporated municipalities.
8. Each municipality of 2,500 inhabitants or more incorporated as a city, borough, village, or town.^{2 3}

¹*Standard Industrial Classification Manual: 1987*. For sale by Superintendent of Documents, U.S. Government Printing Office, Washington, DC 20402. Stock No. 041-001-00314-2.

²According to 1990 Census of Population or subsequent special census.

³Those defined as of January 1, 1992.

For the economic census, boroughs and census areas in Alaska, and boroughs in New York, are not included in this category.

9. Special economic urban areas (SEUA's), which include townships in Michigan, New Jersey, and Pennsylvania and towns in New York, Wisconsin, and the six New England States with 10,000 inhabitants or more.⁴

DOLLAR VALUES

All dollar values presented in this report are expressed in current dollars, i.e., 1992 data are expressed in 1992 dollars and 1987 data in 1987 dollars. Consequently, when making comparisons to prior years, users of the data should consider the inflation that has occurred

RELIABILITY OF DATA

All data compiled in this report originated from either census questionnaires or administrative records of other Federal agencies and, therefore, are not subject to sampling errors. However, the data are subject to nonsampling errors. Nonsampling errors can be attributed to many sources: inability to identify all cases in the actual universe; definition and classification difficulties; differences in the interpretation of questions; errors in recording or coding the data obtained; and other errors of collection, response, coverage, and estimation for missing or misreported data.

The accuracy of these tabulated data is determined by the joint effects of the various nonsampling errors. No direct measurement of these effects has been obtained except for estimation for missing or misreported data; however, precautionary steps were taken in all phases of the collection, processing, and tabulation of the data in an effort to minimize the effects of nonsampling errors.

The Census Bureau obtains on computer tape limited information extracted from administrative records of other Federal agencies. This information is used in conjunction with other information available to the Census Bureau to develop estimates for nonemployers, small employers, and other establishments for which responses were not received in time for publication. For an indication of the extent that data included in these reports were obtained from the administrative records of other Federal agencies and from estimation, rather than reports directly from respondents, see appendix E. Also, see appendix A for a more detailed explanation of census coverage and methodology.

SPECIAL TABULATIONS

Special tabulations of data collected in the 1992 Census of Wholesale Trade may be obtained, depending on availability of time and personnel, on diskette, computer tape,

⁴According to 1990 Census of Population or subsequent special census.

or in tabular form. The data will be in summary form and subject to the same rules prohibiting disclosure of confidential information (including name, address, kind of business, or other data for individual business establishments or companies) as are the regular publications.

Special tabulations are prepared on a cost basis. A request for a cost estimate, as well as exact specifications on the type and format of the data to be provided, should be directed to the Chief, Services Division, Bureau of the Census, Washington, DC 20233.

To discuss a special tabulation before submitting specifications, call 1-800-541-8345.

ABBREVIATIONS AND SYMBOLS

The following abbreviations and symbols are used in this publication:

| | |
|--------|---|
| – | Represents zero. |
| (D) | Withheld to avoid disclosing data for individual companies; data are included in broader kind-of-business totals. |
| (IC) | Independent city. |
| (NA) | Not available. |
| (NC) | Not comparable. |
| (X) | Not applicable. |
| CMSA | Consolidated metropolitan statistical area. |
| MA | Metropolitan area. |
| MSA | Metropolitan statistical area. |
| n.e.c. | Not elsewhere classified. |
| PMSA | Primary metropolitan statistical area. |
| pt. | Part. |
| r | Revised. |
| SEUA | Standard economic urban area. |
| SIC | Standard Industrial Classification. |

The following symbols are used in this publication to show employment size ranges for employment data that has been withheld to avoid disclosing data for individual companies (employment size range codes are provided for the first time in the 1992 Economic Census):

| Symbol | Employment size |
|--------|-----------------|
| AA | 0—19 |
| BB | 20—99 |
| CC | 100—249 |
| EE | 250—499 |
| FF | 500—999 |
| GG | 1,000—2,499 |
| HH | 2,500—4,999 |
| II | 5,000—9,999 |
| JJ | 10,000—24,999 |
| KK | 25,000—49,999 |
| LL | 50,000—99,999 |
| MM | 100,000 or more |

Users' Guide for Locating Statistics in This Report by Table Number

| Information shown in tables | Table | | | | | | | | | |
|--|-------|---|---|----------------|----------------|----------------|----------------|----------------|----------------|----|
| | 1 | 2 | 3 | 4 | 5 | 6 | 7 | 8 | 9 | 10 |
| GEOGRAPHIC AREAS | | | | | | | | | | |
| The State | X | X | X | | | | | | X | X |
| Metropolitan Areas (MA's) in the State..... | | | | | | | X | | | |
| Area of the State not in any MA | | | | | | | | X | | |
| Counties in the State | | | | X | | | | | | X |
| Places in the State | | | | ² X | ¹ X | ¹ X | | | ² X | |
| DATA ITEMS³ | | | | | | | | | | |
| Establishments..... | X | | X | ⁴ X | ⁴ X | ⁴ X | ⁴ X | ⁴ X | | |
| Sales | X | | X | ⁴ X | ⁴ X | ⁴ X | ⁴ X | ⁴ X | X | X |
| Annual payroll | X | | X | ⁴ X | ⁴ X | ⁴ X | ⁴ X | ⁴ X | | |
| First-quarter payroll..... | X | | | | | | | | | |
| Paid employees for pay period including March 12, 1992 | X | | X | ⁵ X | ⁵ X | ⁵ X | ⁵ X | ⁵ X | | |
| Inventories | X | | | | | | | | | |
| Operating expenses | X | | | | | | | | | |
| Sales per establishment..... | | X | | | | | | | | |
| Sales per employee | | X | | | | | | | | |
| Annual payroll per employee..... | | X | | | | | | | | |
| Annual payroll as a percent of operating expenses..... | | X | | | | | | | | |
| Employees per establishment..... | | X | | | | | | | | |
| Operating expenses as a percent of sales | | X | | | | | | | | |
| End-of-year inventories as a percent of sales.... | | X | | | | | | | | |
| 1987 to 1992 comparative statistics (sales, payroll, etc.)..... | | | X | | | | | | | |
| Counties ranked by volume of sales | | | | | | | | | | X |
| Places ranked by volume of sales..... | | | | | | | | | ² X | |

¹Includes areas with 200 wholesale establishments or more.

²Includes places with 2,500 inhabitants or more, according to the 1990 Census of Population.

³See Explanation of Terms, appendix A.

⁴Manufacturers' sales branches and offices, and agents, brokers, and commission merchants are combined and displayed as "other types of operation."

⁵Presented for total and merchant wholesalers only.

Users' Guide for Locating Statistics in the 1992 Census of Wholesale Trade Reports

| Report and geographic area | Information shown in reports by kind of business or industry category | | | | | | | | | | |
|---|---|-----------------|-------------------|---------------------|-----------------------|------------------------------|--------------------------------|---|----------------------------|---------------------------------------|-----------------|
| | Number of establishments | Sales (\$1,000) | Payroll (\$1,000) | Number of employees | Inventories (\$1,000) | Operating expenses (\$1,000) | Commodity line sales (\$1,000) | Sales size and employment size ¹ | Legal form of organization | Petroleum bulk stations and terminals | Selected topics |
| GEOGRAPHIC AREA SERIES | | | | | | | | | | | |
| United States | X | X | X | X | X | X | X | | | | |
| State | X | X | X | X | X | X | X | | | | |
| MA | X | X | X | X | X | | | | | | |
| County | X | X | X | X | X | | | | | | |
| Place | X | X | X | X | X | | | | | | |
| ESTABLISHMENT AND FIRM SIZE (INCLUDING LEGAL FORM OF ORGANIZATION) | | | | | | | | | | | |
| United States | X | X | ² X | ² X | ² X | ² X | | X | X | | |
| MEASURES OF VALUE PRODUCED, CAPITAL EXPENDITURES, DEPRECIABLE ASSETS, AND OPERATING EXPENSES | | | | | | | | | | | |
| United States ² | | X | X | | X | X | | | X | | ³ X |
| COMMODITY LINE SALES | | | | | | | | | | | |
| United States | X | X | | | | | X | | | | |
| State ⁴ | X | X | | | | | X | | | | |
| MA ⁴ | X | X | | | | | X | | | | |
| MISCELLANEOUS SUBJECTS | | | | | | | | | | | |
| United States | X | X | X | X | X | X | | | | X | ⁵ X |
| State | | | | | X | X | | | | X | |
| County | | | | | X | X | | | | X | |

¹Establishments and firms.

²Merchant wholesalers only.

³Value produced, capital expenditures, depreciable assets, and selected operating expenses detail.

⁴Available on CD ROM only.

⁵Class of customer; employment by principal activity; detailed type of operation; inventory detail; commissions of agents and brokers; and gross margins, gross profits, and their components of merchant wholesalers.

Contents

Colorado

[Page numbers listed here omit the prefix that appears as part of the number of each page]

| | Page |
|--|------|
| Introduction to the Economic Census | III |
| Census of Wholesale Trade | V |
| Users' Guide for Locating Statistics in This Report by Table Number | VII |
| Users' Guide for Locating Statistics in the 1992 Census of Wholesale Trade Reports ... | VIII |
| Summary of Findings | 2 |

FIGURES

| | |
|---|---|
| 1. Percent of Wholesale Sales by Type of Operation: 1992 and 1987 | 3 |
| 2. Wholesale Sales by Industry Group: 1992 and 1987 | 4 |
| 3. Wholesale Employment by Industry Group: 1992 and 1987 | 5 |
| Maps | 6 |

TABLES

| | |
|---|----|
| 1. Summary Statistics for the State: 1992 | 7 |
| 2. Selected Ratios for the State: 1992 | 11 |
| 3. Comparative Statistics for the State: 1992 and 1987 | 14 |
| 4. Summary Statistics for Counties and for Places With 2,500 Inhabitants or More: 1992 | 17 |
| 5. Summary Statistics for Places With 200 Establishments or More: 1992 | 20 |
| 6. Summary Statistics for Counties With 200 Establishments or More: 1992 | 22 |
| 7. Summary Statistics for Metropolitan Areas: 1992 | 28 |
| 8. Summary Statistics for the Area Outside Metropolitan Areas: 1992 | 36 |
| 9. Places With 2,500 Inhabitants or More Ranked by Volume of Sales: 1992 | 37 |
| 10. Counties Ranked by Volume of Sales: 1992 | 38 |

APPENDIXES

| | |
|--|-----|
| A. General Explanation | A-1 |
| B. Sample Report Form and Instructions | B-1 |
| C. Kind-of-Business Titles and Reporting-Form Numbers | C-1 |
| D. Metropolitan Areas | D-1 |
| E. Percent of Sales Data Based on Administrative Records and Estimation for the State: 1992 | E-1 |
| F. Geographic Notes | F-1 |
| G. Establishments in Business Any Time During Year and Establishments in Business at End of Year for the State: 1992 and 1987 | G-1 |

Publication Program

Inside back cover

Summary of Findings

Colorado had 7,554 wholesale establishments in 1992 with \$46.9 billion in sales. This represents a 6.4 percent increase in wholesale establishments and a 56.4 percent increase in sales over 1987 according to the 1992 Census of Wholesale Trade conducted by the Bureau of the Census, U.S. Department of Commerce.

Merchant wholesalers accounted for 80.1 percent or 6,052 of the total establishments and 46.3 percent or \$21.7 billion of the total sales in 1992 compared with 79.9 percent of the establishments and 51.5 percent of the sales in 1987. Manufacturers' sales branches and offices with 652 establishments and \$19.7 billion in sales and agents, brokers, and commission merchants with 850 establishments and \$5.4 billion in sales made up the rest of the wholesale trade total in 1992.

Computers and computer peripheral equipment and software wholesalers were the largest group of wholesalers by kind of business in terms of sales with \$5.2 billion followed by automobiles and other motor vehicles wholesalers with \$5.2 billion and petroleum bulk stations and terminals with \$3.4 billion. Out of 69 kind of business groups, these three accounted for 29.3 percent of the total sales in the State.

Annual payroll for all wholesalers in the State was up from \$1.8 billion in 1987 to \$2.5 billion in 1992. Merchant wholesalers had annual payroll of \$1.7 billion in 1992 while manufacturers' sales branches and offices recorded \$685.1 million and agents, brokers, and commission merchants had \$139.1 million.

Employment by all wholesalers in Colorado as of mid-March 1992 was 84,006, an increase of 10.0 percent since 1987. Merchant wholesalers with 62,662 employees accounted for 74.6 percent of the total wholesale employment in 1992 compared with 75.0 percent in 1987.

Inventories of \$2.6 billion were held at wholesale establishments in the State at the end of 1992. Merchant wholesalers held 82.3 percent of these inventories while manufacturers' sales branches and sales offices held 17.5 percent and agent, brokers, and commission merchants held .2 percent. Inventories of all wholesalers increased during 1992 by 4.7 percent while those of merchant wholesalers increased 6.4 percent.

Payroll per employee in the State averaged \$29.5 thousand for all wholesalers in 1992, an increase of 27.3 percent since 1987. Merchant wholesalers averaged \$26.4 thousand per employee while manufacturers' sales branches and offices was \$41.1 thousand and agents, brokers, and commission merchants were \$29.7 thousand in 1992.

Annual payroll as a percent of operating expenses for all wholesalers increased from 50.2 percent in 1987 to 51.5 percent in 1992. The ratio for merchant wholesalers was 50.6 percent; for manufacturers' sales branches and offices it was 53.8 percent; and for agents, brokers and commission merchants it was 51.6 percent.

Figure 1. **Percent of Wholesale Sales by Type of Operation: 1992 and 1987**
(Percents may not add to 100 because of rounding. For meaning of abbreviations and symbols, see introductory text)

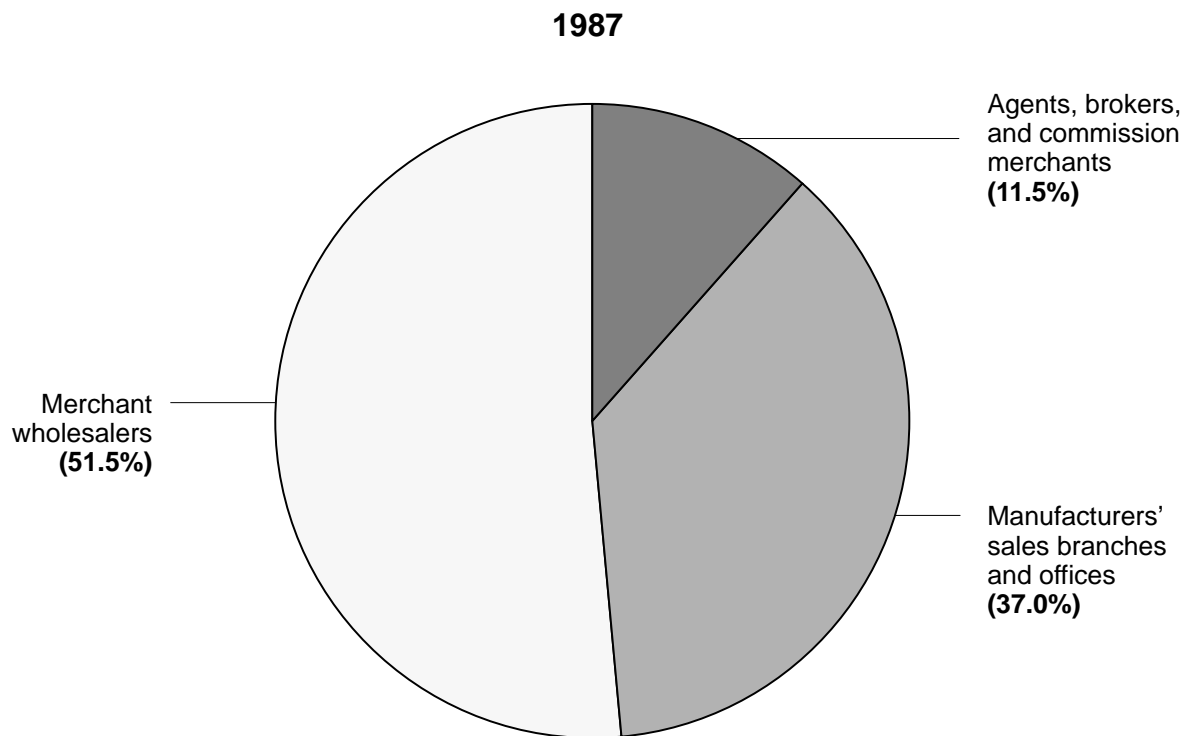
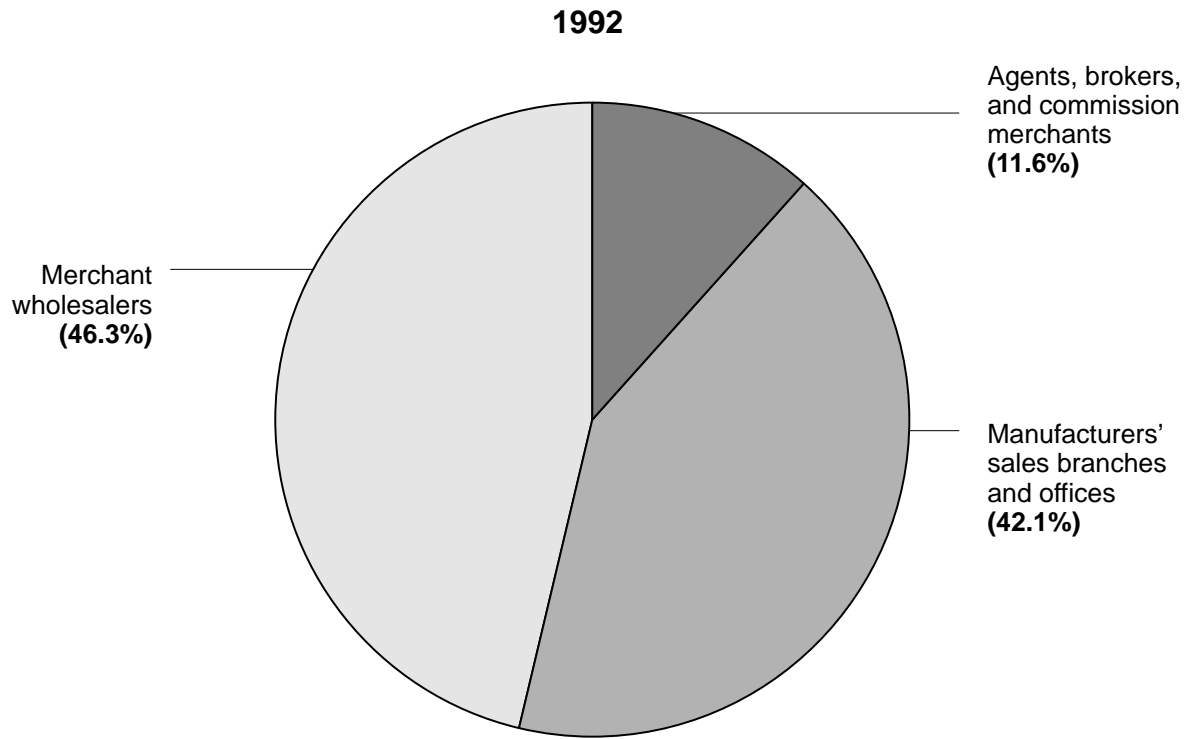




Figure 2. **Wholesale Sales by Industry Group: 1992 and 1987**

(Millions of dollars. For meaning of abbreviations and symbols, see introductory text)

1992 
1987 

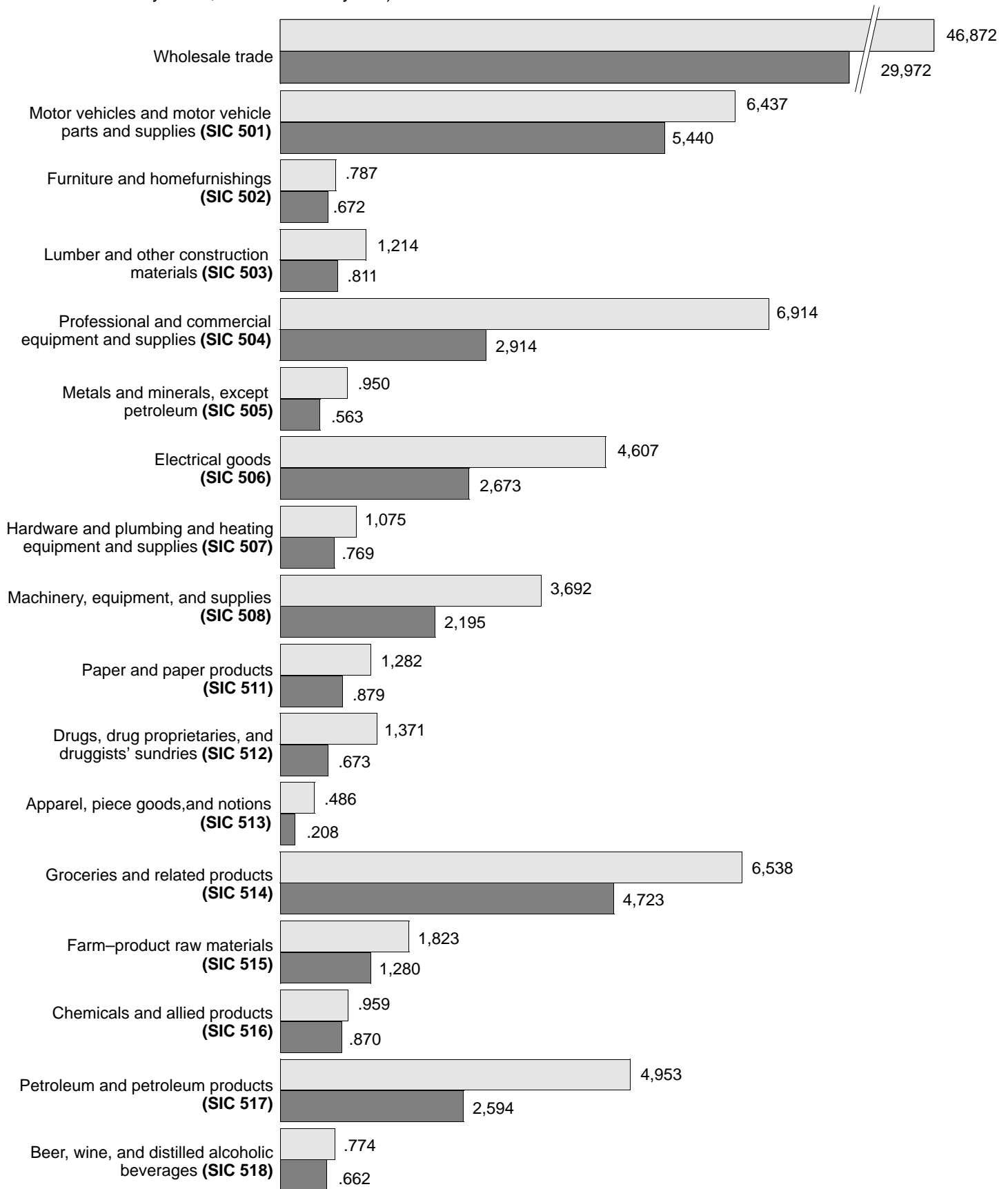



Figure 3. **Wholesale Employment by Industry Group: 1992 and 1987**
 (Number. For meaning of abbreviations and symbols, see introductory text)

1992 
 1987 

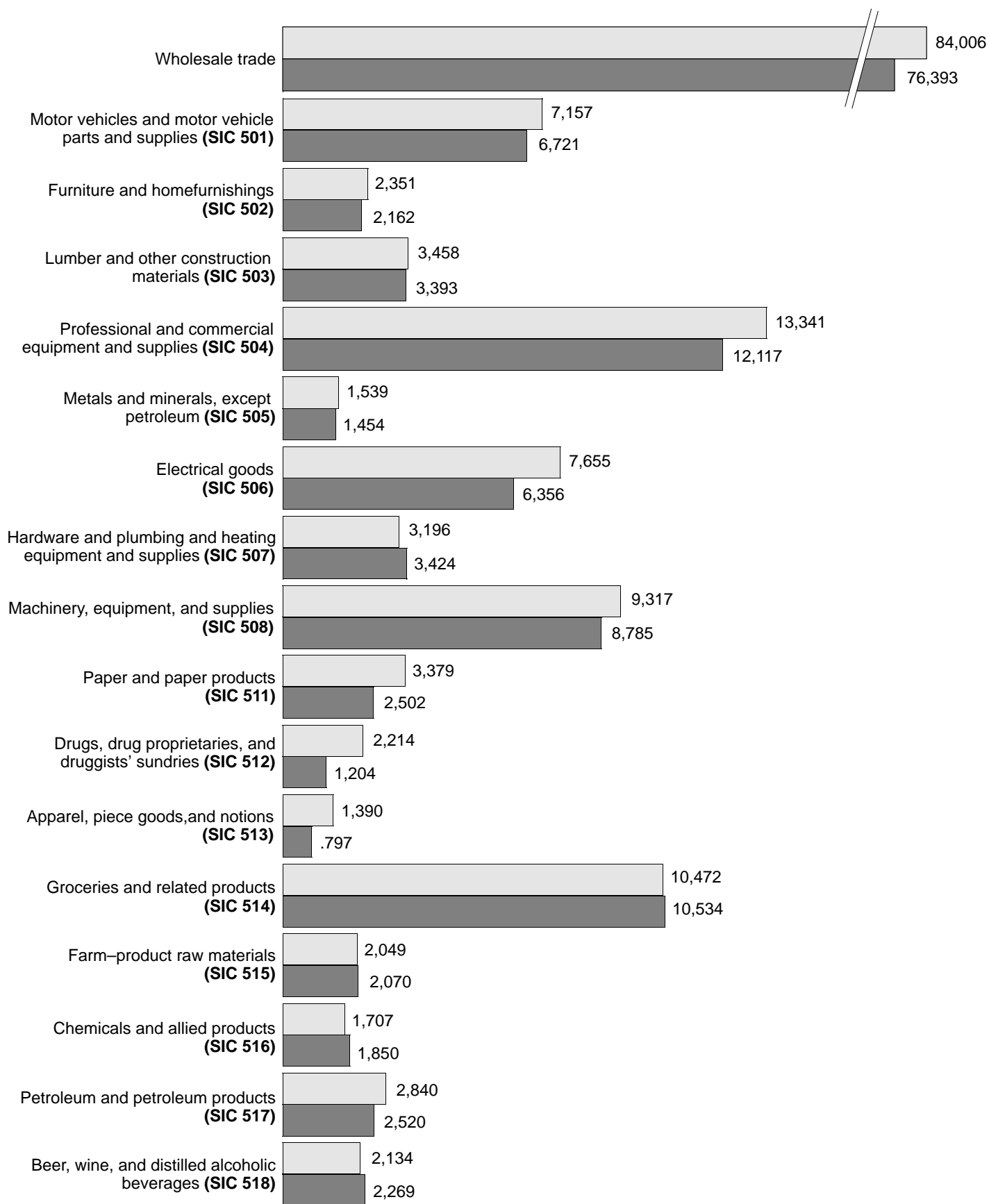




Table 1. Summary Statistics for the State: 1992

[For meaning of abbreviations and symbols, see introductory text. For explanation of terms and comparability of 1987 and 1992 censuses, see appendix A]

| SIC code | Type of operation and kind of business | Establishments (number) | Sales (\$1,000) | Annual payroll (\$1,000) | First-quarter payroll (\$1,000) | Paid employees for pay period including March 12 (number) | Operating expenses (\$1,000) | End-of-1991 inventories (\$1,000) | End-of-1992 inventories (\$1,000) |
|-----------|---|-------------------------|-------------------|--------------------------|---------------------------------|---|------------------------------|-----------------------------------|-----------------------------------|
| | Wholesale trade ----- | 7 554 | 46 871 508 | 2 478 231 | 591 570 | 84 006 | 4 811 632 | 2 493 849 | 2 611 188 |
| | TYPES OF OPERATION | | | | | | | | |
| | Merchant wholesalers ----- | 6 052 | 21 716 215 | 1 654 102 | 386 606 | 62 662 | 3 268 665 | 2 019 012 | 2 148 751 |
| | Wholesale distributors and jobbers ----- | 5 673 | 19 315 009 | 1 528 748 | 356 492 | 57 903 | 2 949 643 | 1 783 245 | 1 921 904 |
| | Importers ----- | 165 | 1 428 726 | 79 493 | 19 258 | 2 501 | 198 633 | 146 316 | 158 332 |
| | Exporters ----- | 56 | 158 113 | 9 554 | 2 379 | 366 | 26 344 | 5 353 | 5 719 |
| | Terminal grain elevators ----- | 8 | 152 678 | 1 962 | 500 | 67 | 5 920 | 32 433 | 16 319 |
| | Country grain elevators ----- | 97 | 373 969 | 17 107 | 3 829 | 801 | 42 590 | 46 583 | 41 342 |
| | Assemblers of farm products, except country grain elevators ----- | 53 | 287 720 | 17 238 | 4 148 | 1 024 | 45 535 | 5 082 | 5 135 |
| | Manufacturers' sales branches and sales offices ----- | 652 | 19 721 133 | 685 056 | 173 801 | 16 654 | 1 273 355 | 464 500 | 455 977 |
| | Sales branches (with stock) ----- | 374 | 8 448 624 | 506 875 | 126 026 | 12 689 | 930 756 | 464 500 | 455 977 |
| | Sales offices (without stock) ----- | 278 | 11 272 509 | 178 181 | 47 775 | 3 965 | 342 599 | — | — |
| | Agents, brokers, and commission merchants ---- | 850 | 5 434 160 | 139 073 | 31 163 | 4 690 | 269 612 | 10 337 | 6 460 |
| | Auction companies ----- | 26 | 1 359 543 | 14 795 | 3 697 | 1 097 | 37 348 | 113 | 423 |
| | Brokers ----- | 99 | 1 225 651 | 25 471 | 5 422 | 773 | 45 680 | 273 | 498 |
| | Commission merchants ----- | 108 | 470 527 | 15 841 | 3 318 | 509 | 30 723 | 1 100 | 1 254 |
| | Import agents ----- | 5 | 4 564 | 765 | 171 | 52 | 1 515 | 5 | 7 |
| | Export agents ----- | 6 | 35 715 | 237 | 44 | 14 | 1 116 | — | — |
| | Manufacturers' agents ----- | 606 | 2 338 160 | 81 964 | 18 511 | 2 245 | 153 230 | 8 846 | 4 278 |
| | TYPES OF OPERATION BY KIND OF BUSINESS | | | | | | | | |
| | Wholesale trade ----- | 7 554 | 46 871 508 | 2 478 231 | 591 570 | 84 006 | 4 811 632 | 2 493 849 | 2 611 188 |
| 50 | Durable goods ----- | 5 079 | 26 691 801 | 1 650 849 | 393 740 | 52 003 | 3 084 179 | 1 672 883 | 1 760 994 |
| 501 | Motor vehicles and motor vehicle parts and supplies ----- | 694 | 6 437 333 | 174 213 | 41 322 | 7 157 | 339 260 | 260 372 | 256 678 |
| 5012 | Automobiles and other motor vehicles ----- | 126 | 5 160 570 | 59 099 | 13 528 | 2 047 | 117 286 | 107 812 | 104 859 |
| 5013 | Motor vehicle supplies and new parts ----- | 372 | 919 761 | 86 371 | 20 948 | 3 818 | 162 640 | 116 029 | 111 387 |
| 5014 | Tires and tubes ----- | 64 | 308 592 | 19 289 | 4 663 | 693 | 39 938 | 30 571 | 34 587 |
| 5015 | Motor vehicle parts, used ----- | 132 | 48 410 | 9 454 | 2 183 | 599 | 19 396 | 5 960 | 5 845 |
| 502 | Furniture and homefurnishings ----- | 286 | 787 349 | 62 575 | 14 995 | 2 351 | 123 012 | 59 130 | 67 712 |
| 5021 | Furniture ----- | 150 | 412 967 | 29 927 | 7 557 | 1 558 | 57 961 | 19 956 | 22 832 |
| 5023 | Homefurnishings ----- | 136 | 374 382 | 32 648 | 7 438 | 1 193 | 65 051 | 39 174 | 44 880 |
| 503 | Lumber and other construction materials ----- | 310 | 1 214 183 | 97 045 | 21 695 | 3 458 | 187 004 | 89 215 | 105 569 |
| 5031 | Lumber, plywood, millwork, and wood panels ----- | 126 | 633 227 | 47 329 | 10 836 | 1 752 | 88 266 | 52 698 | 66 101 |
| 5032 | Brick, stone, and related construction materials ----- | 62 | 164 375 | 13 129 | 2 654 | 459 | 26 593 | 7 904 | 8 465 |
| 5033 | Roofing, siding, and insulation materials ----- | 43 | 230 730 | 13 679 | 3 059 | 399 | 27 792 | 13 427 | 14 950 |
| 5039 | Construction materials, n.e.c. ----- | 79 | 185 851 | 22 908 | 5 146 | 848 | 44 353 | 15 186 | 16 053 |
| 504 | Professional and commercial equipment and supplies ---- | 912 | 6 914 251 | 523 100 | 126 104 | 13 341 | 920 110 | 415 727 | 476 238 |
| 5043 | Photographic equipment and supplies ----- | 30 | 183 660 | 13 096 | 3 475 | 362 | 25 844 | 5 188 | 5 696 |
| 5044 | Office equipment ----- | 141 | 371 292 | 70 416 | 16 929 | 2 294 | 122 475 | 25 077 | 26 572 |
| 5045 | Computers and computer peripheral equipment and software ----- | 372 | 5 229 171 | 311 478 | 76 734 | 6 912 | 526 329 | 299 576 | 352 769 |
| 5046 | Commercial equipment, n.e.c. ----- | 103 | 181 781 | 18 968 | 4 275 | 748 | 36 540 | 10 328 | 11 323 |
| 5047 | Medical, dental, and hospital equipment and supplies ---- | 176 | 738 015 | 73 334 | 17 512 | 1 999 | 148 088 | 61 463 | 63 957 |
| 5048 | Ophthalmic goods ----- | 34 | 31 533 | 5 435 | 1 318 | 191 | 10 326 | 5 738 | 6 779 |
| 5049 | Professional equipment and supplies, n.e.c. ----- | 56 | 178 799 | 30 373 | 5 861 | 835 | 50 508 | 8 357 | 9 142 |
| 505 | Metals and minerals, except petroleum ----- | 137 | 950 360 | 46 808 | 11 138 | 1 539 | 95 646 | 68 578 | 70 602 |
| 5051 | Metals service centers and offices ----- | 128 | 884 259 | 44 550 | 10 629 | 1 494 | 90 330 | 66 914 | 69 754 |
| 5052 | Coal and other minerals and ores ----- | 9 | 66 101 | 2 258 | 509 | 45 | 5 316 | 1 664 | 848 |
| 506 | Electrical goods ----- | 762 | 4 607 125 | 283 598 | 69 525 | 7 655 | 496 006 | 146 211 | 149 502 |
| 5063 | Electrical apparatus and equipment, wiring supplies, and construction materials ----- | 289 | 982 315 | 78 480 | 18 317 | 2 376 | 133 945 | 63 997 | 68 437 |
| 5064 | Electrical appliances, television and radio sets ----- | 60 | 420 590 | 15 047 | 3 779 | 472 | 37 723 | 15 607 | 12 968 |
| 5065 | Electronic parts and equipment, n.e.c. ----- | 413 | 3 204 220 | 190 071 | 47 429 | 4 807 | 324 338 | 66 607 | 68 097 |
| 507 | Hardware, and plumbing and heating equipment and supplies ----- | 381 | 1 075 439 | 98 799 | 23 160 | 3 196 | 185 216 | 114 587 | 111 447 |
| 5072 | Hardware ----- | 133 | 300 864 | 29 132 | 7 250 | 1 007 | 52 595 | 42 284 | 44 721 |
| 5074 | Plumbing and heating equipment and supplies (hydronics) ----- | 166 | 509 293 | 44 162 | 9 607 | 1 414 | 84 260 | 51 819 | 41 715 |
| 5075 | Warm air heating and air-conditioning equipment and supplies ----- | 66 | 189 163 | 18 426 | 5 029 | 575 | 34 711 | 16 196 | 17 876 |
| 5078 | Refrigeration equipment and supplies ----- | 16 | 76 119 | 7 079 | 1 274 | 200 | 13 650 | 4 288 | 7 135 |
| 508 | Machinery, equipment, and supplies ----- | 1 098 | 3 692 404 | 274 809 | 65 083 | 9 317 | 530 085 | 421 620 | 407 864 |
| 5082 | Construction and mining (except petroleum) machinery and equipment ----- | 98 | 1 256 335 | 57 392 | 14 072 | 1 640 | 113 710 | 180 004 | 169 984 |
| 5083 | Farm and garden machinery and equipment ----- | 157 | 294 426 | 31 864 | 7 062 | 1 346 | 58 320 | 88 455 | 82 563 |
| 5084 | Industrial machinery and equipment ----- | 443 | 955 065 | 95 323 | 22 159 | 3 029 | 184 068 | 71 105 | 73 305 |
| 5085 | Industrial supplies ----- | 222 | 611 614 | 54 809 | 12 739 | 1 902 | 108 769 | 53 678 | 55 818 |
| 5087 | Service establishment equipment and supplies ----- | 145 | 172 193 | 23 637 | 5 786 | 1 017 | 42 606 | 15 163 | 15 669 |
| 5088 | Transportation equipment and supplies, except motor vehicles ----- | 33 | 402 771 | 11 784 | 3 265 | 383 | 22 612 | 13 215 | 10 525 |
| 509 | Miscellaneous durable goods ----- | 499 | 1 013 357 | 89 902 | 20 718 | 3 989 | 207 840 | 97 443 | 115 382 |
| 5091 | Sporting and recreational goods and supplies ----- | 142 | 374 499 | 33 177 | 7 963 | 1 351 | 79 105 | 46 632 | 54 924 |
| 5092 | Toys and hobby goods and supplies ----- | 38 | 74 420 | 6 763 | 1 372 | 335 | 16 309 | 9 742 | 11 663 |
| 5093 | Scrap and waste materials ----- | 99 | 212 900 | 20 738 | 4 798 | 1 020 | 51 446 | 12 603 | 11 650 |
| 5094 | Jewelry, watches, precious stones, and precious metals ---- | 89 | 61 085 | 6 213 | 1 397 | 364 | 13 374 | 7 875 | 8 859 |
| 5099 | Durable goods, n.e.c. ----- | 131 | 290 453 | 23 011 | 5 188 | 919 | 47 606 | 20 591 | 28 286 |

Table 1. Summary Statistics for the State: 1992 — Con.

[For meaning of abbreviations and symbols, see introductory text. For explanation of terms and comparability of 1987 and 1992 censuses, see appendix A]

| SIC code | Type of operation and kind of business | Estab-lish-ments (number) | Sales (\$1,000) | Annual payroll (\$1,000) | First-quarter payroll (\$1,000) | Paid employees for pay period including March 12 (number) | Operating expenses (\$1,000) | End-of-1991 inventories (\$1,000) | End-of-1992 inventories (\$1,000) |
|--|--|---------------------------|-------------------|--------------------------|---------------------------------|---|------------------------------|-----------------------------------|-----------------------------------|
| TYPES OF OPERATION BY KIND OF BUSINESS — Con. | | | | | | | | | |
| Wholesale trade — Con. | | | | | | | | | |
| 51 | Nondurable goods | 2 475 | 20 179 707 | 827 382 | 197 830 | 32 003 | 1 727 453 | 820 966 | 850 194 |
| 511 | Paper and paper products | 306 | 1 282 047 | 77 126 | 19 343 | 3 379 | 146 785 | 56 382 | 58 307 |
| 5111 | Printing and writing paper | 34 | 374 337 | 17 392 | 4 573 | 682 | 38 200 | 20 207 | 21 358 |
| 5112 | Stationery and office supplies | 210 | 442 955 | 44 880 | 11 029 | 2 223 | 81 866 | 28 548 | 28 403 |
| 5113 | Industrial and personal service paper | 62 | 464 755 | 14 854 | 3 741 | 474 | 26 719 | 7 627 | 8 546 |
| 512 | Drugs, drug proprietaries, and druggists' sundries | 96 | 1 371 410 | 76 510 | 19 339 | 2 214 | 164 289 | 105 464 | 113 866 |
| 5122 | Drugs, drug proprietaries, and druggists' sundries | 96 | 1 371 410 | 76 510 | 19 339 | 2 214 | 164 289 | 105 464 | 113 866 |
| 513 | Apparel, piece goods, and notions | 203 | 485 688 | 32 505 | 7 131 | 1 390 | 82 429 | 36 529 | 45 871 |
| 5131 | Piece goods, notions, and other dry goods | 50 | 64 943 | 7 431 | 1 727 | 392 | 14 133 | 4 596 | 7 703 |
| 5136 | Men's and boys' clothing and furnishings | 68 | 245 003 | 10 222 | 2 198 | 402 | 27 383 | 15 805 | 18 716 |
| 5137 | Women's, children's, and infants' clothing and accessories | 77 | 157 069 | 13 729 | 2 977 | 562 | 37 751 | 14 475 | 17 819 |
| 5139 | Footwear | 8 | 18 673 | 1 123 | 2 929 | 34 | 3 162 | 1 653 | 1 633 |
| 514 | Groceries and related products | 532 | 6 537 539 | 273 768 | 64 700 | 10 472 | 529 688 | 164 849 | 152 179 |
| 5141 | Groceries, general line | 58 | 1 706 104 | 82 367 | 20 703 | 2 720 | 139 070 | 74 363 | 67 387 |
| 5142 | Packaged frozen foods | 24 | 554 659 | 30 978 | 7 441 | 873 | 64 833 | 17 947 | 16 926 |
| 5143 | Dairy products, except dried or canned | 29 | 366 511 | 14 071 | 3 312 | 607 | 33 518 | 5 339 | 6 606 |
| 5144 | Poultry and poultry products | 4 | 42 530 | 1 088 | 242 | 43 | 2 758 | 446 | 480 |
| 5145 | Confectionery | 43 | 413 733 | 17 120 | 3 826 | 1 015 | 28 680 | 9 354 | 8 941 |
| 5146 | Fish and seafoods | 13 | 45 605 | 4 451 | 1 043 | 227 | 8 068 | 2 243 | 2 155 |
| 5147 | Meats and meat products | 60 | 956 256 | 18 211 | 4 060 | 709 | 35 872 | 19 384 | 12 850 |
| 5148 | Fresh fruits and vegetables | 84 | 350 226 | 31 630 | 7 452 | 1 694 | 66 875 | 7 071 | 6 594 |
| 5149 | Groceries and related products, n.e.c. | 217 | 2 101 915 | 73 852 | 16 621 | 2 584 | 150 014 | 28 702 | 30 240 |
| 515 | Farm-product raw materials | 203 | 1 823 330 | 34 920 | 8 088 | 2 049 | 86 046 | 90 869 | 69 876 |
| 5153 | Grain and field beans | 155 | 842 927 | 26 385 | 6 073 | 1 192 | 62 773 | 88 515 | 66 775 |
| 5154 | Livestock | 32 | 934 850 | 6 139 | 1 429 | 699 | 18 044 | 885 | 1 125 |
| 5159 | Farm-product raw materials, n.e.c. | 16 | 45 553 | 2 396 | 586 | 158 | 5 229 | 1 469 | 1 976 |
| 516 | Chemicals and allied products | 186 | 959 241 | 54 159 | 13 752 | 1 707 | 102 109 | 30 528 | 32 106 |
| 5162 | Plastics materials and basic forms and shapes | 47 | 164 903 | 8 540 | 2 106 | 339 | 18 076 | 9 378 | 10 340 |
| 5169 | Chemicals and allied products, n.e.c. | 139 | 794 338 | 45 619 | 11 646 | 1 368 | 84 033 | 21 150 | 21 766 |
| 517 | Petroleum and petroleum products | 241 | 4 952 965 | 72 296 | 17 134 | 2 840 | 201 362 | 119 878 | 116 883 |
| 5171 | Petroleum bulk stations and terminals | 176 | 3 362 280 | 48 475 | 11 444 | 1 962 | 131 486 | 108 262 | 106 539 |
| 5172 | Petroleum and petroleum products wholesalers, except bulk stations and terminals | 65 | 1 590 685 | 23 821 | 5 690 | 878 | 69 876 | 11 616 | 10 344 |
| 518 | Beer, wine, and distilled alcoholic beverages | 68 | 773 794 | 67 684 | 16 487 | 2 134 | 136 805 | 63 009 | 59 523 |
| 5181 | Beer and ale | 46 | 414 969 | 38 899 | 8 865 | 1 306 | 80 211 | 20 597 | 19 584 |
| 5182 | Wine and distilled alcoholic beverages | 22 | 358 825 | 28 785 | 7 622 | 828 | 56 594 | 42 412 | 39 939 |
| 519 | Miscellaneous nondurable goods | 640 | 1 993 693 | 138 414 | 31 856 | 5 818 | 277 940 | 153 458 | 201 583 |
| 5191 | Farm supplies | 200 | 479 081 | 33 948 | 8 249 | 1 424 | 76 384 | 41 755 | 41 520 |
| 5192 | Books, periodicals, and newspapers | 69 | 298 624 | 23 504 | 5 792 | 1 013 | 42 938 | 23 149 | 24 323 |
| 5193 | Flowers, nursery stock, and florists' supplies | 65 | 95 543 | 13 690 | 3 072 | 772 | 27 600 | 4 963 | 6 164 |
| 5194 | Tobacco and tobacco products | 22 | 805 237 | 28 129 | 6 020 | 880 | 53 339 | 57 782 | 101 124 |
| 5198 | Paints, varnishes, and supplies | 61 | 106 174 | 13 414 | 3 274 | 540 | 27 242 | 11 898 | 13 165 |
| 5199 | Nondurable goods, n.e.c. | 223 | 209 034 | 25 729 | 5 449 | 1 189 | 50 437 | 13 911 | 15 287 |
| Merchant wholesalers | | | | | | | | | |
| 6 052 | 21 716 215 | 1 654 102 | 386 606 | 62 662 | 3 268 665 | 2 019 012 | 2 148 751 | | |
| 50 | Durable goods | 4 048 | 12 402 338 | 1 080 385 | 251 054 | 38 750 | 2 084 274 | 1 383 502 | 1 480 610 |
| 501 | Motor vehicles and motor vehicle parts and supplies | 628 | 1 991 408 | 134 297 | 31 453 | 5 750 | 260 347 | 222 335 | 218 026 |
| 5012 | Automobiles and other motor vehicles | 102 | 1 202 106 | 39 946 | 8 709 | 1 314 | 77 919 | 99 389 | 96 658 |
| 5013 | Motor vehicle supplies and new parts | 338 | 584 160 | 69 743 | 16 912 | 3 276 | 132 955 | 96 566 | 93 763 |
| 5014 | Tires and tubes | 56 | 156 732 | 15 154 | 3 649 | 561 | 30 077 | 20 420 | 21 760 |
| 5015 | Motor vehicle parts, used | 132 | 48 410 | 9 454 | 2 183 | 599 | 19 396 | 5 960 | 5 845 |
| 502 | Furniture and homefurnishings | 210 | 396 755 | 52 502 | 12 458 | 2 018 | 99 194 | 41 967 | 49 544 |
| 5021 | Furniture | 103 | 151 606 | 23 294 | 5 919 | 951 | 41 892 | 14 240 | 15 243 |
| 5023 | Homefurnishings | 107 | 245 149 | 29 208 | 6 539 | 1 067 | 57 302 | 27 727 | 34 301 |
| 503 | Lumber and other construction materials | 232 | 838 419 | 78 817 | 17 232 | 2 874 | 149 907 | 72 243 | 85 949 |
| 5031 | Lumber, plywood, millwork, and wood panels | 97 | 504 358 | 40 791 | 9 205 | 1 551 | 74 716 | 45 849 | 57 179 |
| 5032 | Brick, stone, and related construction materials | 45 | 57 045 | 9 729 | 1 845 | 355 | 19 595 | 5 422 | 5 843 |
| 5033 | Roofing, siding, and insulation materials | 32 | 140 506 | 11 742 | 2 600 | 345 | 23 835 | 9 698 | 11 072 |
| 5039 | Construction materials, n.e.c. | 58 | 136 510 | 16 555 | 3 582 | 623 | 31 761 | 11 274 | 11 855 |
| 504 | Professional and commercial equipment and supplies | 745 | 4 021 054 | 265 487 | 60 636 | 8 395 | 494 739 | 337 001 | 396 839 |
| 5043 | Photographic equipment and supplies | 24 | (D) | (D) | (D) | CC | (D) | (D) | (D) |
| 5044 | Office equipment | 121 | 155 987 | 38 349 | 8 870 | 1 532 | 64 087 | 13 505 | 15 222 |
| 5045 | Computers and computer peripheral equipment and software | 299 | 3 115 840 | 124 738 | 29 211 | 3 618 | 235 639 | 247 219 | 296 362 |
| 5046 | Commercial equipment, n.e.c. | 85 | (D) | (D) | (D) | FF | (D) | (D) | (D) |
| 5047 | Medical, dental, and hospital equipment and supplies | 139 | 387 309 | 47 165 | 11 011 | 1 449 | 95 935 | 48 829 | 54 428 |
| 5048 | Ophthalmic goods | 30 | 28 249 | 5 061 | 1 224 | 179 | 9 491 | 5 387 | 6 433 |
| 5049 | Professional equipment and supplies, n.e.c. | 47 | 155 123 | 28 351 | 5 353 | 779 | 46 795 | 7 575 | 8 349 |
| 505 | Metals and minerals, except petroleum | 110 | 454 256 | 39 336 | 9 311 | 1 372 | 80 392 | 58 959 | 64 137 |
| 5051 | Metals service centers and offices | 102 | (D) | (D) | (D) | GG | (D) | (D) | (D) |
| 5052 | Coal and other minerals and ores | 8 | (D) | (D) | (D) | BB | (D) | (D) | (D) |
| 506 | Electrical goods | 522 | 1 518 808 | 133 803 | 32 302 | 4 208 | 255 449 | 124 941 | 129 819 |
| 5063 | Electrical apparatus and equipment, wiring supplies, and construction materials | 192 | 523 861 | 53 573 | 12 647 | 1 735 | 93 144 | 58 377 | 62 831 |
| 5064 | Electrical appliances, television and radio sets | 39 | 79 305 | 8 594 | 2 333 | 292 | 17 472 | 13 289 | 10 911 |
| 5065 | Electronic parts and equipment, n.e.c. | 291 | 915 642 | 71 636 | 17 322 | 2 181 | 144 833 | 53 275 | 56 077 |

Table 1. Summary Statistics for the State: 1992 —Con.

[For meaning of abbreviations and symbols, see introductory text. For explanation of terms and comparability of 1987 and 1992 censuses, see appendix A]

| SIC code | Type of operation and kind of business | Establishments (number) | Sales (\$1,000) | Annual payroll (\$1,000) | First-quarter payroll (\$1,000) | Paid employees for pay period including March 12 (number) | Operating expenses (\$1,000) | End-of-1991 inventories (\$1,000) | End-of-1992 inventories (\$1,000) |
|--|--|-------------------------|-------------------|--------------------------|---------------------------------|---|------------------------------|-----------------------------------|-----------------------------------|
| TYPES OF OPERATION BY KIND OF BUSINESS —Con. | | | | | | | | | |
| Merchant wholesalers —Con. | | | | | | | | | |
| 50 | Durable goods —Con. | | | | | | | | |
| 507 | Hardware, and plumbing and heating equipment and supplies | 302 | 756 778 | 78 729 | 18 484 | 2 673 | 149 186 | 103 203 | 104 820 |
| 5072 | Hardware | 101 | 203 545 | 23 620 | 5 846 | 863 | 43 641 | 39 038 | 41 164 |
| 5074 | Plumbing and heating equipment and supplies (hydronics) | 135 | (D) | (D) | (D) | GG | (D) | (D) | (D) |
| 5075 | Warm air heating and air-conditioning equipment and supplies | 52 | (D) | (D) | (D) | EE | (D) | (D) | (D) |
| 5078 | Refrigeration equipment and supplies | 14 | (D) | (D) | (D) | CC | (D) | (D) | (D) |
| 508 | Machinery, equipment, and supplies | 874 | 1 677 709 | 214 114 | 49 846 | 7 722 | 405 705 | 328 080 | 319 862 |
| 5082 | Construction and mining (except petroleum) machinery and equipment | 76 | 334 780 | 39 286 | 9 353 | 1 222 | 75 422 | 114 322 | 111 067 |
| 5083 | Farm and garden machinery and equipment | 140 | 261 058 | 29 656 | 6 603 | 1 268 | 54 127 | 86 216 | 78 080 |
| 5084 | Industrial machinery and equipment | 319 | 585 169 | 72 598 | 16 856 | 2 430 | 144 314 | 64 520 | 68 542 |
| 5085 | Industrial supplies | 174 | 283 016 | 42 159 | 9 665 | 1 476 | 76 429 | 35 033 | 36 331 |
| 5087 | Service establishment equipment and supplies | 137 | (D) | (D) | (D) | FF | (D) | (D) | (D) |
| 5088 | Transportation equipment and supplies, except motor vehicles | 28 | (D) | (D) | (D) | EE | (D) | (D) | (D) |
| 509 | Miscellaneous durable goods | 425 | 747 151 | 83 300 | 19 332 | 3 738 | 189 355 | 94 773 | 111 614 |
| 5091 | Sporting and recreational goods and supplies | 115 | 271 585 | 31 111 | 7 486 | 1 222 | 74 082 | 45 623 | 53 583 |
| 5092 | Toys and hobby goods and supplies | 29 | 56 670 | 6 486 | 1 311 | 317 | 15 533 | 9 737 | 11 663 |
| 5093 | Scrap and waste materials | 97 | (D) | (D) | (D) | GG | (D) | (D) | (D) |
| 5094 | Jewelry, watches, precious stones, and precious metals | 85 | 46 147 | 5 712 | 1 313 | 353 | 12 156 | 7 875 | 8 859 |
| 5099 | Durable goods, n.e.c. | 99 | (D) | (D) | (D) | FF | (D) | (D) | (D) |
| 51 | Nondurable goods | 2 004 | 9 313 877 | 573 717 | 135 552 | 23 912 | 1 184 391 | 635 510 | 668 141 |
| 511 | Paper and paper products | 239 | 623 558 | 62 136 | 15 444 | 2 933 | 119 008 | 51 599 | 53 614 |
| 5111 | Printing and writing paper | 24 | 233 411 | 14 625 | 3 863 | 590 | 32 432 | 17 162 | 18 652 |
| 5112 | Stationery and office supplies | 166 | 313 378 | 37 691 | 9 206 | 2 003 | 69 035 | 27 637 | 27 862 |
| 5113 | Industrial and personal service paper | 49 | 76 769 | 9 820 | 2 375 | 340 | 17 541 | 6 800 | 7 100 |
| 512 | Drugs, drug proprietaries, and druggists' sundries | 81 | 518 976 | 21 571 | 5 000 | 943 | 44 958 | 63 045 | 73 944 |
| 5122 | Drugs, drug proprietaries, and druggists' sundries | 81 | 518 976 | 21 571 | 5 000 | 943 | 44 958 | 63 045 | 73 944 |
| 513 | Apparel, piece goods, and notions | 169 | 291 680 | 29 252 | 6 442 | 1 303 | 74 387 | 36 403 | 45 512 |
| 5131 | Piece goods, notions, and other dry goods | 43 | (D) | (D) | (D) | EE | (D) | (D) | (D) |
| 5136 | Men's and boys' clothing and furnishings | 58 | 99 410 | 8 312 | 1 774 | 363 | 22 335 | 15 694 | 18 497 |
| 5137 | Women's, children's, and infants' clothing and accessories | 62 | 127 480 | 13 017 | 2 857 | 533 | 36 011 | 14 475 | 17 703 |
| 5139 | Footwear | 6 | (D) | (D) | (D) | BB | (D) | (D) | (D) |
| 514 | Groceries and related products | 387 | 2 642 490 | 183 842 | 44 212 | 7 186 | 356 988 | 136 307 | 123 531 |
| 5141 | Groceries, general line | 40 | 1 011 104 | 68 444 | 17 433 | 2 273 | 114 678 | 74 349 | 67 387 |
| 5142 | Packaged frozen foods | 19 | 428 066 | 28 223 | 6 636 | 798 | 52 520 | 16 601 | 16 614 |
| 5143 | Dairy products, except dried or canned | 21 | 222 798 | 11 236 | 2 644 | 506 | 28 241 | 4 652 | 5 160 |
| 5144 | Poultry and poultry products | 3 | (D) | (D) | (D) | BB | (D) | (D) | (D) |
| 5145 | Confectionery | 32 | 77 972 | 4 168 | 1 027 | 213 | 8 708 | 5 999 | 5 620 |
| 5146 | Fish and seafoods | 13 | 45 605 | 4 451 | 1 043 | 227 | 8 068 | 2 243 | 2 155 |
| 5147 | Meats and meat products | 47 | 230 955 | 12 784 | 2 801 | 530 | 25 708 | 15 210 | 9 136 |
| 5148 | Fresh fruits and vegetables | 81 | (D) | (D) | (D) | GG | (D) | (D) | (D) |
| 5149 | Groceries and related products, n.e.c. | 131 | 272 441 | 22 333 | 5 067 | 919 | 50 510 | 9 736 | 10 385 |
| 515 | Farm-product raw materials | 179 | 858 502 | 28 962 | 6 697 | 1 432 | 69 485 | 90 746 | 69 431 |
| 5153 | Grain and field beans | 153 | (D) | (D) | (D) | GG | (D) | (D) | (D) |
| 5154 | Livestock | 12 | 23 491 | 721 | 178 | 95 | 2 175 | 783 | 713 |
| 5159 | Farm-product raw materials, n.e.c. | 14 | (D) | (D) | (D) | CC | (D) | (D) | (D) |
| 516 | Chemicals and allied products | 131 | 253 588 | 31 471 | 7 654 | 1 044 | 57 338 | 23 936 | 24 924 |
| 5162 | Plastics materials and basic forms and shapes | 30 | 79 601 | 6 423 | 1 390 | 239 | 13 105 | 8 198 | 8 777 |
| 5169 | Chemicals and allied products, n.e.c. | 101 | 173 987 | 25 048 | 6 264 | 805 | 44 233 | 15 738 | 16 147 |
| 517 | Petroleum and petroleum products | 218 | 1 984 708 | 49 181 | 11 547 | 2 287 | 126 723 | 29 870 | 29 610 |
| 5171 | Petroleum bulk stations and terminals | 163 | 729 980 | 32 037 | 7 632 | 1 577 | 88 825 | 22 796 | 23 311 |
| 5172 | Petroleum and petroleum products wholesalers, except bulk stations and terminals | 55 | 1 254 728 | 17 144 | 3 915 | 710 | 37 898 | 7 074 | 6 299 |
| 518 | Beer, wine, and distilled alcoholic beverages | 59 | 599 406 | 51 976 | 12 641 | 1 664 | 103 166 | 57 518 | 54 413 |
| 5181 | Beer and ale | 41 | (D) | (D) | (D) | FF | (D) | (D) | (D) |
| 5182 | Wine and distilled alcoholic beverages | 18 | (D) | (D) | (D) | FF | (D) | (D) | (D) |
| 519 | Miscellaneous nondurable goods | 541 | 1 540 969 | 115 326 | 25 915 | 5 120 | 232 338 | 146 086 | 193 162 |
| 5191 | Farm supplies | 183 | 346 001 | 27 405 | 6 148 | 1 258 | 63 363 | 39 731 | 38 616 |
| 5192 | Books, periodicals, and newspapers | 53 | 191 446 | 18 702 | 4 452 | 875 | 33 705 | 22 223 | 23 296 |
| 5193 | Flowers, nursery stock, and florists' supplies | 60 | 90 532 | 13 456 | 3 054 | 769 | 27 129 | 4 963 | 6 164 |
| 5194 | Tobacco and tobacco products | 21 | (D) | (D) | (D) | FF | (D) | (D) | (D) |
| 5198 | Paints, varnishes, and supplies | 42 | 59 407 | 8 886 | 2 158 | 379 | 17 943 | 7 636 | 8 831 |
| 5199 | Nondurable goods, n.e.c. | 182 | (D) | (D) | (D) | GG | (D) | (D) | (D) |
| Manufacturers' sales branches and sales offices | | | | | | | | | |
| 50 | Durable goods | 420 | 11 561 366 | 479 278 | 121 712 | 10 563 | 823 907 | 279 801 | 275 240 |
| 501 | Motor vehicles and motor vehicle parts and supplies | 38 | 3 857 798 | 27 946 | 6 823 | 834 | 52 722 | 38 037 | 38 652 |
| 502 | Furniture and homefurnishings | 14 | 242 310 | 5 527 | 1 384 | 146 | 14 140 | 17 054 | 18 031 |
| 503 | Lumber and other construction materials | 52 | 305 603 | 16 348 | 4 079 | 517 | 33 291 | 16 964 | 19 612 |
| 504 | Professional and commercial equipment and supplies | 92 | 2 657 528 | 243 551 | 62 118 | 4 683 | 399 280 | 78 422 | 79 066 |
| 505 | Metals and minerals, except petroleum | 14 | 432 628 | 6 452 | 1 578 | 132 | 13 317 | 9 619 | 6 465 |
| 506 | Electrical goods | 96 | 2 228 781 | 125 293 | 31 630 | 2 818 | 196 267 | 19 272 | 17 666 |

Table 1. Summary Statistics for the State: 1992 —Con.

[For meaning of abbreviations and symbols, see introductory text. For explanation of terms and comparability of 1987 and 1992 censuses, see appendix A]

| SIC code | Type of operation and kind of business | Estab-lish-ments (number) | Sales (\$1,000) | Annual payroll (\$1,000) | First-quarter payroll (\$1,000) | Paid employees for pay period including March 12 (number) | Operating expenses (\$1,000) | End-of-1991 inventories (\$1,000) | End-of-1992 inventories (\$1,000) |
|---|---|---------------------------|------------------|--------------------------|---------------------------------|---|------------------------------|-----------------------------------|-----------------------------------|
| TYPES OF OPERATION BY KIND OF BUSINESS — Con. | | | | | | | | | |
| Manufacturers' sales branches and sales offices — Con. | | | | | | | | | |
| 50 | Durable goods — Con. | | | | | | | | |
| 507 | Hardware, and plumbing and heating equipment and supplies | 14 | 76 749 | 7 179 | 1 892 | 203 | 12 141 | 6 112 | 5 847 |
| 508 | Machinery, equipment, and supplies | 95 | 1 670 370 | 45 550 | 11 909 | 1 143 | 95 505 | 91 903 | 86 492 |
| 509 | Miscellaneous durable goods | 5 | 89 599 | 1 432 | 299 | 87 | 7 244 | 2 418 | 3 409 |
| 51 | Nondurable goods | 232 | 8 159 767 | 205 778 | 52 089 | 6 091 | 449 448 | 184 699 | 180 737 |
| 511 | Paper and paper products | 33 | 550 313 | 11 700 | 3 128 | 345 | 21 362 | 4 726 | 4 680 |
| 512 | Drugs, drug proprietaries, and druggists' sundries | 10 | 847 531 | 54 797 | 14 303 | 1 257 | 118 963 | 42 412 | 39 916 |
| 513 | Apparel, piece goods, and notions | 4 | (D) | (D) | (D) | AA | (D) | (D) | (D) |
| 514 | Groceries and related products | 80 | 2 510 932 | 62 342 | 14 528 | 2 400 | 125 029 | 28 407 | 28 518 |
| 515 | Farm-product raw materials | — | — | — | — | — | — | — | — |
| 516 | Chemicals and allied products | 35 | 659 280 | 21 341 | 5 833 | 607 | 41 219 | 6 430 | 7 024 |
| 517 | Petroleum and petroleum products | 19 | 2 954 633 | 22 622 | 5 476 | 519 | 73 331 | 90 008 | 87 273 |
| 518 | Beer, wine, and distilled alcoholic beverages | 6 | 170 921 | 15 390 | 3 788 | 460 | 33 094 | 5 491 | 5 040 |
| 519 | Miscellaneous nondurable goods | 45 | (D) | (D) | (D) | EE | (D) | (D) | (D) |
| | Agents, brokers, and commission merchants | 850 | 5 434 160 | 139 073 | 31 163 | 4 690 | 269 612 | 10 337 | 6 460 |
| 50 | Durable goods | 611 | 2 728 097 | 91 186 | 20 974 | 2 690 | 175 998 | 9 580 | 5 144 |
| 501 | Motor vehicles and motor vehicle parts and supplies | 28 | 588 127 | 11 970 | 3 046 | 573 | 26 191 | — | — |
| 502 | Furniture and homefurnishings | 62 | 148 284 | 4 546 | 1 153 | 187 | 9 678 | 109 | 137 |
| 503 | Lumber and other construction materials | 26 | 70 161 | 1 880 | 384 | 67 | 3 806 | 8 | 8 |
| 504 | Professional and commercial equipment and supplies | 75 | 235 669 | 14 062 | 3 350 | 263 | 26 091 | 304 | 333 |
| 505 | Metals and minerals, except petroleum | 13 | 63 476 | 1 020 | 249 | 35 | 1 937 | — | — |
| 506 | Electrical goods | 144 | 859 536 | 24 502 | 5 593 | 629 | 44 290 | 1 998 | 2 017 |
| 507 | Hardware, and plumbing and heating equipment and supplies | 65 | 241 912 | 12 891 | 2 784 | 320 | 23 889 | 5 272 | 780 |
| 508 | Machinery, equipment, and supplies | 129 | 344 325 | 15 145 | 3 328 | 452 | 28 875 | 1 637 | 1 510 |
| 509 | Miscellaneous durable goods | 69 | 176 607 | 5 170 | 1 087 | 164 | 11 241 | 252 | 359 |
| 51 | Nondurable goods | 239 | 2 706 063 | 47 887 | 10 189 | 2 000 | 93 614 | 757 | 1 316 |
| 511 | Paper and paper products | 34 | 108 176 | 3 290 | 771 | 101 | 6 415 | 57 | 13 |
| 512 | Drugs, drug proprietaries, and druggists' sundries | 5 | 4 903 | 142 | 36 | 14 | 368 | 7 | 6 |
| 513 | Apparel, piece goods, and notions | 30 | (D) | (D) | (D) | BB | (D) | (D) | (D) |
| 514 | Groceries and related products | 65 | 1 384 117 | 27 584 | 5 960 | 886 | 47 671 | 135 | 130 |
| 515 | Farm-product raw materials | 24 | 964 828 | 5 958 | 1 391 | 617 | 16 561 | 123 | 445 |
| 516 | Chemicals and allied products | 20 | 46 373 | 1 347 | 265 | 56 | 3 552 | 162 | 158 |
| 517 | Petroleum and petroleum products | 4 | 13 624 | 493 | 111 | 34 | 1 308 | — | — |
| 518 | Beer, wine, and distilled alcoholic beverages | 3 | 3 467 | 318 | 58 | 10 | 545 | — | 70 |
| 519 | Miscellaneous nondurable goods | 54 | (D) | (D) | (D) | CC | (D) | (D) | (D) |

Table 2. Selected Ratios for the State: 1992

[For meaning of abbreviations and symbols, see introductory text. For explanation of terms and comparability of 1987 and 1992 censuses, see appendix A]

| SIC code | Type of operation and kind of business | Sales | | Annual payroll | | Employees per establishment ¹ (number) | Operating expenses as percent of sales | End-of-1992 inventories as percent of sales |
|-----------|---|-----------------------------|-------------------------------------|-------------------------------------|----------------------------------|---|--|---|
| | | Per establishment (dollars) | Per employee ¹ (dollars) | Per employee ¹ (dollars) | As percent of operating expenses | | | |
| | Wholesale trade ----- | 6 204 859 | 557 954 | 29 501 | 51.5 | 11 | 10.3 | 5.6 |
| 50 | Durable goods ----- | 5 255 326 | 513 274 | 31 745 | 53.5 | 10 | 11.6 | 6.6 |
| 501 | Motor vehicles and motor vehicle parts and supplies ----- | 9 275 696 | 899 446 | 24 342 | 51.4 | 10 | 5.3 | 4.0 |
| 5012 | Automobiles and other motor vehicles ----- | 40 956 905 | 2 521 041 | 28 871 | 50.4 | 16 | 2.3 | 2.0 |
| 5013 | Motor vehicle supplies and new parts ----- | 2 472 476 | 240 901 | 22 622 | 53.1 | 10 | 17.7 | 12.1 |
| 5014 | Tires and tubes ----- | 4 821 750 | 445 299 | 27 834 | 48.3 | 11 | 12.9 | 11.2 |
| 5015 | Motor vehicle parts, used ----- | 366 742 | 80 818 | 15 783 | 48.7 | 5 | 40.1 | 12.1 |
| 502 | Furniture and home furnishings ----- | 2 752 969 | 334 900 | 26 616 | 50.9 | 8 | 15.6 | 8.6 |
| 5021 | Furniture ----- | 2 753 113 | 356 621 | 25 844 | 51.6 | 8 | 14.0 | 5.5 |
| 5023 | Home furnishings ----- | 2 752 809 | 313 816 | 27 366 | 50.2 | 9 | 17.4 | 12.0 |
| 503 | Lumber and other construction materials ----- | 3 916 719 | 351 123 | 28 064 | 51.9 | 11 | 15.4 | 8.7 |
| 5031 | Lumber, plywood, millwork, and wood panels ----- | 5 025 611 | 361 431 | 27 014 | 53.6 | 14 | 13.9 | 10.4 |
| 5032 | Brick, stone, and related construction materials ----- | 2 651 210 | 358 115 | 28 603 | 49.4 | 7 | 16.2 | 5.1 |
| 5033 | Roofing, siding, and insulation materials ----- | 5 365 814 | 578 271 | 34 283 | 49.2 | 9 | 12.0 | 6.5 |
| 5039 | Construction materials, n.e.c. ----- | 2 352 544 | 219 164 | 27 014 | 51.6 | 11 | 23.9 | 8.6 |
| 504 | Professional and commercial equipment and supplies ----- | 7 581 416 | 518 271 | 39 210 | 56.9 | 15 | 13.3 | 6.9 |
| 5043 | Photographic equipment and supplies ----- | 6 122 000 | 507 348 | 36 177 | 50.7 | 12 | 14.1 | 3.1 |
| 5044 | Office equipment ----- | 2 633 277 | 161 854 | 30 696 | 57.5 | 16 | 33.0 | 7.2 |
| 5045 | Computers and computer peripheral equipment and software ----- | 14 056 911 | 756 535 | 45 063 | 59.2 | 19 | 10.1 | 6.7 |
| 5046 | Commercial equipment, n.e.c. ----- | 1 764 864 | 243 023 | 25 358 | 51.9 | 7 | 20.1 | 6.2 |
| 5047 | Medical, dental, and hospital equipment and supplies ----- | 4 193 267 | 369 192 | 36 685 | 49.5 | 11 | 20.1 | 8.7 |
| 5048 | Ophthalmic goods ----- | 927 441 | 165 094 | 28 455 | 52.6 | 6 | 32.7 | 21.5 |
| 5049 | Professional equipment and supplies, n.e.c. ----- | 3 192 839 | 214 131 | 36 375 | 60.1 | 15 | 28.2 | 5.1 |
| 505 | Metals and minerals, except petroleum ----- | 6 936 934 | 617 518 | 30 415 | 48.9 | 11 | 10.1 | 7.4 |
| 5051 | Metals service centers and offices ----- | 6 908 273 | 591 873 | 29 819 | 49.3 | 12 | 10.2 | 7.9 |
| 5052 | Coal and other minerals and ores ----- | 7 344 556 | 1 468 911 | 50 178 | 42.5 | 5 | 8.0 | 1.3 |
| 506 | Electrical goods ----- | 6 046 096 | 601 845 | 37 047 | 57.2 | 10 | 10.8 | 3.2 |
| 5063 | Electrical apparatus and equipment, wiring supplies, and construction materials ----- | 3 399 014 | 413 432 | 33 030 | 58.6 | 8 | 13.6 | 7.0 |
| 5064 | Electrical appliances, television and radio sets ----- | 7 009 833 | 891 081 | 31 879 | 39.9 | 8 | 9.0 | 3.1 |
| 5065 | Electronic parts and equipment, n.e.c. ----- | 7 758 402 | 666 574 | 39 540 | 58.6 | 12 | 10.1 | 2.1 |
| 507 | Hardware, and plumbing and heating equipment and supplies ----- | 2 822 675 | 336 495 | 30 913 | 53.3 | 8 | 17.2 | 10.4 |
| 5072 | Hardware ----- | 2 262 135 | 298 773 | 28 929 | 55.4 | 8 | 17.5 | 14.9 |
| 5074 | Plumbing and heating equipment and supplies (hydronics) ----- | 3 068 030 | 360 179 | 31 232 | 52.4 | 9 | 16.5 | 8.2 |
| 5075 | Warm air heating and air-conditioning equipment and supplies ----- | 2 866 106 | 328 979 | 32 045 | 53.1 | 9 | 18.3 | 9.5 |
| 5078 | Refrigeration equipment and supplies ----- | 4 757 438 | 380 595 | 35 395 | 51.9 | 13 | 17.9 | 9.4 |
| 508 | Machinery, equipment, and supplies ----- | 3 362 845 | 396 308 | 29 495 | 51.8 | 8 | 14.4 | 11.0 |
| 5082 | Construction and mining (except petroleum) machinery and equipment ----- | 12 819 745 | 766 058 | 34 995 | 50.5 | 17 | 9.1 | 13.5 |
| 5083 | Farm and garden machinery and equipment ----- | 1 875 325 | 218 741 | 23 673 | 54.6 | 9 | 19.8 | 28.0 |
| 5084 | Industrial machinery and equipment ----- | 2 155 903 | 315 307 | 31 470 | 51.8 | 7 | 19.3 | 7.7 |
| 5085 | Industrial supplies ----- | 2 755 018 | 321 564 | 28 817 | 50.4 | 9 | 17.8 | 9.1 |
| 5087 | Service establishment equipment and supplies ----- | 1 187 538 | 169 315 | 23 242 | 55.5 | 7 | 24.7 | 9.1 |
| 5088 | Transportation equipment and supplies, except motor vehicles ----- | 12 205 182 | 1 051 621 | 30 768 | 52.1 | 12 | 5.6 | 2.6 |
| 509 | Miscellaneous durable goods ----- | 2 030 776 | 254 038 | 22 537 | 43.3 | 8 | 20.5 | 11.4 |
| 5091 | Sporting and recreational goods and supplies ----- | 2 637 317 | 277 201 | 24 557 | 41.9 | 10 | 21.1 | 14.7 |
| 5092 | Toys and hobby goods and supplies ----- | 1 958 421 | 222 149 | 20 188 | 41.5 | 9 | 21.9 | 15.7 |
| 5093 | Scrap and waste materials ----- | 2 150 505 | 208 725 | 20 331 | 40.3 | 10 | 24.2 | 5.5 |
| 5094 | Jewelry, watches, precious stones, and precious metals ----- | 686 348 | 167 816 | 17 069 | 46.5 | 4 | 21.9 | 14.5 |
| 5099 | Durable goods, n.e.c. ----- | 2 217 198 | 316 053 | 25 039 | 48.3 | 7 | 16.4 | 9.7 |
| 51 | Nondurable goods ----- | 8 153 417 | 630 557 | 25 853 | 47.9 | 13 | 8.6 | 4.2 |
| 511 | Paper and paper products ----- | 4 189 696 | 379 416 | 22 825 | 52.5 | 11 | 11.4 | 4.5 |
| 5111 | Printing and writing paper ----- | 11 009 912 | 548 881 | 25 501 | 45.5 | 20 | 10.2 | 5.7 |
| 5112 | Stationery and office supplies ----- | 2 109 310 | 199 260 | 20 189 | 54.8 | 11 | 18.5 | 6.4 |
| 5113 | Industrial and personal service paper ----- | 7 496 048 | 980 496 | 31 338 | 55.6 | 8 | 5.7 | 1.8 |
| 512 | Drugs, drug proprietaries, and druggists' sundries ----- | 14 285 521 | 619 426 | 34 557 | 46.6 | 23 | 12.0 | 8.3 |
| 5122 | Drugs, drug proprietaries, and druggists' sundries ----- | 14 285 521 | 619 426 | 34 557 | 46.6 | 23 | 12.0 | 8.3 |
| 513 | Apparel, piece goods, and notions ----- | 2 392 552 | 349 416 | 23 385 | 39.4 | 7 | 17.0 | 9.4 |
| 5131 | Piece goods, notions, and other dry goods ----- | 1 298 860 | 165 671 | 18 957 | 52.6 | 8 | 21.8 | 11.9 |
| 5136 | Men's and boys' clothing and furnishings ----- | 3 602 985 | 609 460 | 25 428 | 37.3 | 6 | 11.2 | 7.6 |
| 5137 | Women's, children's, and infants' clothing and accessories ----- | 2 039 857 | 279 482 | 24 429 | 36.4 | 7 | 24.0 | 11.3 |
| 5139 | Footwear ----- | 2 334 125 | 549 206 | 33 029 | 35.5 | 4 | 16.9 | 8.7 |
| 514 | Groceries and related products ----- | 12 288 607 | 624 288 | 26 143 | 51.7 | 20 | 8.1 | 2.3 |
| 5141 | Groceries, general line ----- | 29 415 586 | 627 244 | 30 282 | 59.2 | 47 | 8.2 | 3.9 |
| 5142 | Packaged frozen foods ----- | 23 110 792 | 635 348 | 35 485 | 47.8 | 36 | 11.7 | 3.1 |
| 5143 | Dairy products, except dried or canned ----- | 12 638 310 | 603 807 | 23 181 | 42.0 | 21 | 9.1 | 1.8 |
| 5144 | Poultry and poultry products ----- | 10 632 500 | 989 070 | 25 302 | 39.4 | 11 | 6.5 | 1.1 |
| 5145 | Confectionery ----- | 9 621 698 | 407 619 | 16 867 | 59.7 | 24 | 6.9 | 2.2 |
| 5146 | Fish and seafoods ----- | 3 508 077 | 200 903 | 19 608 | 55.2 | 17 | 17.7 | 4.7 |
| 5147 | Meats and meat products ----- | 15 937 600 | 1 348 739 | 25 685 | 50.8 | 12 | 3.8 | 1.3 |
| 5148 | Fresh fruits and vegetables ----- | 4 169 357 | 206 745 | 18 672 | 47.3 | 20 | 19.1 | 1.9 |
| 5149 | Groceries and related products, n.e.c. ----- | 9 686 244 | 813 435 | 28 580 | 49.2 | 12 | 7.1 | 1.4 |
| 515 | Farm-product raw materials ----- | 8 981 921 | 889 863 | 17 042 | 40.6 | 10 | 4.7 | 3.8 |
| 5153 | Grain and field beans ----- | 5 438 239 | 707 154 | 22 135 | 42.0 | 8 | 7.4 | 7.9 |
| 5154 | Livestock ----- | 29 214 063 | 1 337 411 | 8 783 | 34.0 | 22 | 1.9 | .1 |
| 5159 | Farm-product raw materials, n.e.c. ----- | 2 847 063 | 288 310 | 15 165 | 45.8 | 10 | 11.5 | 4.3 |
| 516 | Chemicals and allied products ----- | 5 157 210 | 561 946 | 31 728 | 53.0 | 9 | 10.6 | 3.3 |
| 5162 | Plastics materials and basic forms and shapes ----- | 3 508 574 | 486 440 | 25 192 | 47.2 | 7 | 11.0 | 6.3 |
| 5169 | Chemicals and allied products, n.e.c. ----- | 5 714 662 | 580 656 | 33 347 | 54.3 | 10 | 10.6 | 2.7 |

See footnotes at end of table.

Table 2. Selected Ratios for the State: 1992 – Con.

[For meaning of abbreviations and symbols, see introductory text. For explanation of terms and comparability of 1987 and 1992 censuses, see appendix A]

| SIC code | Type of operation and kind of business | Sales | | Annual payroll | | Employees per establishment ¹ (number) | Operating expenses as percent of sales | End-of-1992 inventories as percent of sales |
|-----------|--|-----------------------------|-------------------------------------|-------------------------------------|----------------------------------|---|--|---|
| | | Per establishment (dollars) | Per employee ¹ (dollars) | Per employee ¹ (dollars) | As percent of operating expenses | | | |
| | Wholesale trade – Con. | | | | | | | |
| 51 | Nondurable goods – Con. | | | | | | | |
| 517 | Petroleum and petroleum products | 20 551 722 | 1 744 002 | 25 456 | 35.9 | 12 | 4.1 | 2.4 |
| 5171 | Petroleum bulk stations and terminals | 19 103 864 | 1 713 700 | 24 707 | 36.9 | 11 | 3.9 | 3.2 |
| 5172 | Petroleum and petroleum products wholesalers, except bulk stations and terminals | 24 472 077 | 1 811 714 | 27 131 | 34.1 | 14 | 4.4 | .7 |
| 518 | Beer, wine, and distilled alcoholic beverages | 11 379 324 | 362 603 | 31 717 | 49.5 | 31 | 17.7 | 7.7 |
| 5181 | Beer and ale | 9 021 065 | 317 740 | 29 785 | 48.5 | 28 | 19.3 | 4.7 |
| 5182 | Wine and distilled alcoholic beverages | 16 310 227 | 433 364 | 34 764 | 50.9 | 38 | 15.8 | 11.1 |
| 519 | Miscellaneous nondurable goods | 3 115 145 | 342 677 | 23 791 | 49.8 | 9 | 13.9 | 10.1 |
| 5191 | Farm supplies | 2 395 405 | 336 433 | 23 840 | 44.4 | 7 | 15.9 | 8.7 |
| 5192 | Books, periodicals, and newspapers | 4 327 884 | 294 792 | 23 202 | 54.7 | 15 | 14.4 | 8.1 |
| 5193 | Flowers, nursery stock, and florists' supplies | 1 469 892 | 123 760 | 17 733 | 49.6 | 12 | 28.9 | 6.5 |
| 5194 | Tobacco and tobacco products | 36 601 682 | 915 042 | 31 965 | 52.7 | 40 | 8.6 | 12.6 |
| 5198 | Paints, varnishes, and supplies | 1 740 557 | 196 619 | 24 841 | 49.2 | 9 | 25.7 | 12.4 |
| 5199 | Nondurable goods, n.e.c. | 937 372 | 175 807 | 21 639 | 51.0 | 5 | 24.1 | 7.3 |
| | Merchant wholesalers | 3 588 271 | 346 561 | 26 397 | 50.6 | 10 | 15.1 | 9.9 |
| 50 | Durable goods | 3 063 819 | 320 060 | 27 881 | 51.8 | 10 | 16.8 | 11.9 |
| 501 | Motor vehicles and motor vehicle parts and supplies | 3 171 032 | 346 332 | 23 356 | 51.6 | 9 | 13.1 | 10.9 |
| 5012 | Automobiles and other motor vehicles | 11 785 353 | 914 845 | 30 400 | 51.3 | 13 | 6.5 | 8.0 |
| 5013 | Motor vehicle supplies and new parts | 1 728 284 | 178 315 | 21 289 | 52.5 | 10 | 22.8 | 16.1 |
| 5014 | Tires and tubes | 2 798 786 | 279 380 | 27 012 | 50.4 | 10 | 19.2 | 13.9 |
| 5015 | Motor vehicle parts, used | 366 742 | 80 818 | 15 783 | 48.7 | 5 | 40.1 | 12.1 |
| 502 | Furniture and home furnishings | 1 889 310 | 196 608 | 26 017 | 52.9 | 10 | 25.0 | 12.5 |
| 5021 | Furniture | 1 471 903 | 159 417 | 24 494 | 55.6 | 9 | 27.6 | 10.1 |
| 5023 | Home furnishings | 2 291 112 | 229 755 | 27 374 | 51.0 | 10 | 23.4 | 14.0 |
| 503 | Lumber and other construction materials | 3 613 875 | 291 725 | 27 424 | 52.6 | 12 | 17.9 | 10.3 |
| 5031 | Lumber, plywood, millwork, and wood panels | 5 199 567 | 325 182 | 26 300 | 54.6 | 16 | 14.8 | 11.3 |
| 5032 | Brick, stone, and related construction materials | 1 267 667 | 160 690 | 27 406 | 49.7 | 8 | 34.4 | 10.2 |
| 5033 | Roofing, siding, and insulation materials | 4 390 813 | 407 264 | 34 035 | 49.3 | 11 | 17.0 | 7.9 |
| 5039 | Construction materials, n.e.c. | 2 353 621 | 219 117 | 26 573 | 52.1 | 11 | 23.3 | 8.7 |
| 504 | Professional and commercial equipment and supplies | 5 397 388 | 478 982 | 31 624 | 53.7 | 11 | 12.3 | 9.9 |
| 5043 | Photographic equipment and supplies | (D) | (D) | (D) | (D) | (D) | (D) | (D) |
| 5044 | Office equipment | 1 289 149 | 101 819 | 25 032 | 59.8 | 13 | 41.1 | 9.8 |
| 5045 | Computers and computer peripheral equipment and software | 10 420 870 | 861 205 | 34 477 | 52.9 | 12 | 7.6 | 9.5 |
| 5046 | Commercial equipment, n.e.c. | (D) | (D) | (D) | (D) | (D) | (D) | (D) |
| 5047 | Medical, dental, and hospital equipment and supplies | 2 786 396 | 267 294 | 32 550 | 49.2 | 10 | 24.8 | 14.1 |
| 5048 | Ophthalmic goods | 941 633 | 157 816 | 28 274 | 53.3 | 6 | 33.6 | 22.8 |
| 5049 | Professional equipment and supplies, n.e.c. | 3 300 489 | 199 131 | 36 394 | 60.6 | 17 | 30.2 | 5.4 |
| 505 | Metals and minerals, except petroleum | 4 129 600 | 331 090 | 28 671 | 48.9 | 12 | 17.7 | 14.1 |
| 5051 | Metals service centers and offices | (D) | (D) | (D) | (D) | (D) | (D) | (D) |
| 5052 | Coal and other minerals and ores | (D) | (D) | (D) | (D) | (D) | (D) | (D) |
| 506 | Electrical goods | 2 909 594 | 360 933 | 31 797 | 52.4 | 8 | 16.8 | 8.5 |
| 5063 | Electrical apparatus and equipment, wiring supplies, and construction materials | 2 728 443 | 301 937 | 30 878 | 57.5 | 9 | 17.8 | 12.0 |
| 5064 | Electrical appliances, television and radio sets | 2 033 462 | 271 592 | 29 432 | 49.2 | 7 | 22.0 | 13.8 |
| 5065 | Electronic parts and equipment, n.e.c. | 3 146 536 | 419 827 | 32 845 | 49.5 | 7 | 15.8 | 6.1 |
| 507 | Hardware, and plumbing and heating equipment and supplies | 2 505 887 | 283 119 | 29 453 | 52.8 | 9 | 19.7 | 13.9 |
| 5072 | Hardware | 2 015 297 | 235 857 | 27 370 | 54.1 | 9 | 21.4 | 20.2 |
| 5074 | Plumbing and heating equipment and supplies (hydronics) | (D) | (D) | (D) | (D) | (D) | (D) | (D) |
| 5075 | Warm air heating and air-conditioning equipment and supplies | (D) | (D) | (D) | (D) | (D) | (D) | (D) |
| 5078 | Refrigeration equipment and supplies | (D) | (D) | (D) | (D) | (D) | (D) | (D) |
| 508 | Machinery, equipment, and supplies | 1 919 576 | 217 264 | 27 728 | 52.8 | 9 | 24.2 | 19.1 |
| 5082 | Construction and mining (except petroleum) machinery and equipment | 4 405 000 | 273 961 | 32 149 | 52.1 | 16 | 22.5 | 33.2 |
| 5083 | Farm and garden machinery and equipment | 1 864 700 | 205 882 | 23 388 | 54.8 | 9 | 20.7 | 29.9 |
| 5084 | Industrial machinery and equipment | 1 834 386 | 240 810 | 29 876 | 50.3 | 8 | 24.7 | 11.7 |
| 5085 | Industrial supplies | 1 626 529 | 191 745 | 28 563 | 55.2 | 8 | 27.0 | 12.8 |
| 5087 | Service establishment equipment and supplies | (D) | (D) | (D) | (D) | (D) | (D) | (D) |
| 5088 | Transportation equipment and supplies, except motor vehicles | (D) | (D) | (D) | (D) | (D) | (D) | (D) |
| 509 | Miscellaneous durable goods | 1 758 002 | 199 880 | 22 285 | 44.0 | 9 | 25.3 | 14.9 |
| 5091 | Sporting and recreational goods and supplies | 2 361 609 | 222 246 | 25 459 | 42.0 | 11 | 27.3 | 19.7 |
| 5092 | Toys and hobby goods and supplies | 1 954 138 | 178 770 | 20 461 | 41.8 | 11 | 27.4 | 20.6 |
| 5093 | Scrap and waste materials | (D) | (D) | (D) | (D) | (D) | (D) | (D) |
| 5094 | Jewelry, watches, precious stones, and precious metals | 542 906 | 130 728 | 16 181 | 47.0 | 4 | 26.3 | 19.2 |
| 5099 | Durable goods, n.e.c. | (D) | (D) | (D) | (D) | (D) | (D) | (D) |
| 51 | Nondurable goods | 4 647 643 | 389 506 | 23 993 | 48.4 | 12 | 12.7 | 7.2 |
| 511 | Paper and paper products | 2 609 029 | 212 601 | 21 185 | 52.2 | 12 | 19.1 | 8.6 |
| 5111 | Printing and writing paper | 9 725 458 | 395 612 | 24 788 | 45.1 | 25 | 13.9 | 8.0 |
| 5112 | Stationery and office supplies | 1 887 819 | 156 454 | 18 817 | 54.6 | 12 | 22.0 | 8.9 |
| 5113 | Industrial and personal service paper | 1 566 714 | 225 791 | 28 882 | 56.0 | 7 | 22.8 | 9.2 |
| 512 | Drugs, drug proprietaries, and druggists' sundries | 6 407 111 | 550 346 | 22 875 | 48.0 | 12 | 8.7 | 14.2 |
| 5122 | Drugs, drug proprietaries, and druggists' sundries | 6 407 111 | 550 346 | 22 875 | 48.0 | 12 | 8.7 | 14.2 |
| 513 | Apparel, piece goods, and notions | 1 725 917 | 223 853 | 22 450 | 39.3 | 8 | 25.5 | 15.6 |
| 5131 | Piece goods, notions, and other dry goods | (D) | (D) | (D) | (D) | (D) | (D) | (D) |
| 5136 | Men's and boys' clothing and furnishings | 1 713 966 | 273 857 | 22 898 | 37.2 | 6 | 22.5 | 18.6 |
| 5137 | Women's, children's, and infants' clothing and accessories | 2 056 129 | 239 174 | 24 422 | 36.1 | 9 | 28.2 | 13.9 |
| 5139 | Footwear | (D) | (D) | (D) | (D) | (D) | (D) | (D) |

See footnotes at end of table.

Table 2. Selected Ratios for the State: 1992 – Con.

[For meaning of abbreviations and symbols, see introductory text. For explanation of terms and comparability of 1987 and 1992 censuses, see appendix A]

| SIC code | Type of operation and kind of business | Sales | | Annual payroll | | Employees per establishment ¹ (number) | Operating expenses as percent of sales | End-of-1992 inventories as percent of sales |
|------------------------------------|--|-----------------------------|-------------------------------------|-------------------------------------|----------------------------------|---|--|---|
| | | Per establishment (dollars) | Per employee ¹ (dollars) | Per employee ¹ (dollars) | As percent of operating expenses | | | |
| Merchant wholesalers – Con. | | | | | | | | |
| 51 | Nondurable goods – Con. | | | | | | | |
| 514 | Groceries and related products | 6 828 140 | 367 728 | 25 583 | 51.5 | 19 | 13.5 | 4.7 |
| 5141 | Groceries, general line | 25 277 600 | 444 832 | 30 112 | 59.7 | 57 | 11.3 | 6.7 |
| 5142 | Packaged frozen foods | 22 529 789 | 536 424 | 35 367 | 53.7 | 42 | 12.3 | 3.9 |
| 5143 | Dairy products, except dried or canned | 10 609 429 | 440 312 | 22 206 | 39.8 | 24 | 12.7 | 2.3 |
| 5144 | Poultry and poultry products | (D) | (D) | (D) | (D) | (D) | (D) | (D) |
| 5145 | Confectionery | 2 436 625 | 366 066 | 19 568 | 47.9 | 7 | 11.2 | 7.2 |
| 5146 | Fish and seafoods | 3 508 077 | 200 903 | 19 608 | 55.2 | 17 | 17.7 | 4.7 |
| 5147 | Meats and meat products | 4 913 936 | 435 764 | 24 121 | 49.7 | 11 | 11.1 | 4.0 |
| 5148 | Fresh fruits and vegetables | (D) | (D) | (D) | (D) | (D) | (D) | (D) |
| 5149 | Groceries and related products, n.e.c. | 2 079 702 | 296 454 | 24 301 | 44.2 | 7 | 18.5 | 3.8 |
| 515 | Farm-product raw materials | 4 796 101 | 599 513 | 20 225 | 41.7 | 8 | 8.1 | 8.1 |
| 5153 | Grain and field beans | (D) | (D) | (D) | (D) | (D) | (D) | (D) |
| 5154 | Livestock | 1 957 583 | 247 274 | 7 589 | 33.1 | 8 | 9.3 | 3.0 |
| 5159 | Farm-product raw materials, n.e.c. | (D) | (D) | (D) | (D) | (D) | (D) | (D) |
| 516 | Chemicals and allied products | 1 935 786 | 242 900 | 30 145 | 54.9 | 8 | 22.6 | 9.8 |
| 5162 | Plastics materials and basic forms and shapes | 2 653 367 | 333 059 | 26 874 | 49.0 | 8 | 16.5 | 11.0 |
| 5169 | Chemicals and allied products, n.e.c. | 1 722 644 | 216 133 | 31 116 | 56.6 | 8 | 25.4 | 9.3 |
| 517 | Petroleum and petroleum products | 9 104 165 | 867 822 | 21 505 | 38.8 | 10 | 6.4 | 1.5 |
| 5171 | Petroleum bulk stations and terminals | 4 478 405 | 462 892 | 20 315 | 36.1 | 10 | 12.2 | 3.2 |
| 5172 | Petroleum and petroleum products wholesalers, except bulk stations and terminals | 22 813 236 | 1 767 223 | 24 146 | 45.2 | 13 | 3.0 | .5 |
| 518 | Beer, wine, and distilled alcoholic beverages | 10 159 424 | 360 220 | 31 236 | 50.4 | 28 | 17.2 | 9.1 |
| 5181 | Beer and ale | (D) | (D) | (D) | (D) | (D) | (D) | (D) |
| 5182 | Wine and distilled alcoholic beverages | (D) | (D) | (D) | (D) | (D) | (D) | (D) |
| 519 | Miscellaneous nondurable goods | 2 848 372 | 300 971 | 22 525 | 49.6 | 9 | 15.1 | 12.5 |
| 5191 | Farm supplies | 1 890 716 | 275 041 | 21 785 | 43.3 | 7 | 18.3 | 11.2 |
| 5192 | Books, periodicals, and newspapers | 3 612 189 | 218 795 | 21 374 | 55.5 | 17 | 17.6 | 12.2 |
| 5193 | Flowers, nursery stock, and florists' supplies | 1 508 867 | 117 727 | 17 498 | 49.6 | 13 | 30.0 | 6.8 |
| 5194 | Tobacco and tobacco products | (D) | (D) | (D) | (D) | (D) | (D) | (D) |
| 5198 | Paints, varnishes, and supplies | 1 414 452 | 156 747 | 23 446 | 49.5 | 9 | 30.2 | 14.9 |
| 5199 | Nondurable goods, n.e.c. | (D) | (D) | (D) | (D) | (D) | (D) | (D) |
| | Manufacturers' sales branches and sales offices | 30 247 137 | 1 184 168 | 41 135 | 53.8 | 26 | 6.5 | 2.3 |
| 50 | Durable goods | 27 527 062 | 1 094 515 | 45 373 | 58.2 | 25 | 7.1 | 2.4 |
| 501 | Motor vehicles and motor vehicle parts and supplies | 101 521 000 | 4 625 657 | 33 508 | 53.0 | 22 | 1.4 | 1.0 |
| 502 | Furniture and home furnishings | 17 307 857 | 1 659 658 | 37 856 | 39.1 | 10 | 5.8 | 7.4 |
| 503 | Lumber and other construction materials | 5 876 981 | 591 108 | 31 621 | 49.1 | 10 | 10.9 | 6.4 |
| 504 | Professional and commercial equipment and supplies | 28 886 174 | 567 484 | 52 007 | 61.0 | 51 | 15.0 | 3.0 |
| 505 | Metals and minerals, except petroleum | 30 902 000 | 3 277 485 | 48 879 | 48.4 | 9 | 3.1 | 1.5 |
| 506 | Electrical goods | 23 216 469 | 790 909 | 44 462 | 63.8 | 29 | 8.8 | .8 |
| 507 | Hardware, and plumbing and heating equipment and supplies | 5 482 071 | 378 074 | 35 365 | 59.1 | 15 | 15.8 | 7.6 |
| 508 | Machinery, equipment, and supplies | 17 582 842 | 1 461 391 | 39 851 | 47.7 | 12 | 5.7 | 5.2 |
| 509 | Miscellaneous durable goods | 17 919 800 | 1 029 874 | 16 460 | 19.8 | 17 | 8.1 | 3.8 |
| 51 | Nondurable goods | 35 171 409 | 1 339 643 | 33 784 | 45.8 | 26 | 5.5 | 2.2 |
| 511 | Paper and paper products | 16 676 152 | 1 595 110 | 33 913 | 54.8 | 10 | 3.9 | .9 |
| 512 | Drugs, drug proprietaries, and druggists' sundries | 84 753 100 | 674 249 | 43 593 | 46.1 | 126 | 14.0 | 4.7 |
| 513 | Apparel, piece goods, and notions | (D) | (D) | (D) | (D) | (D) | (D) | (D) |
| 514 | Groceries and related products | 31 386 650 | 1 046 222 | 25 976 | 49.9 | 30 | 5.0 | 1.1 |
| 515 | Farm-product raw materials | (D) | (D) | (D) | (D) | (D) | (D) | (D) |
| 516 | Chemicals and allied products | 18 836 571 | 1 086 129 | 35 158 | 51.8 | 17 | 6.3 | 1.1 |
| 517 | Petroleum and petroleum products | 155 507 000 | 5 692 934 | 43 588 | 30.8 | 27 | 2.5 | 3.0 |
| 518 | Beer, wine, and distilled alcoholic beverages | 28 486 833 | 371 567 | 33 457 | 46.5 | 77 | 19.4 | 2.9 |
| 519 | Miscellaneous nondurable goods | (D) | (D) | (D) | (D) | (D) | (D) | (D) |
| | Agents, brokers, and commission merchants | 6 393 129 | 1 158 670 | 29 653 | 51.6 | 6 | 5.0 | .1 |
| 50 | Durable goods | 4 464 971 | 1 014 162 | 33 898 | 51.8 | 4 | 6.5 | .2 |
| 501 | Motor vehicles and motor vehicle parts and supplies | 21 004 536 | 1 026 400 | 20 890 | 45.7 | 20 | 4.5 | – |
| 502 | Furniture and home furnishings | 2 391 677 | 792 963 | 24 310 | 47.0 | 3 | 6.5 | .1 |
| 503 | Lumber and other construction materials | 2 698 500 | 1 047 179 | 28 060 | 49.4 | 3 | 5.4 | – |
| 504 | Professional and commercial equipment and supplies | 3 142 253 | 896 080 | 53 468 | 53.9 | 4 | 11.1 | .1 |
| 505 | Metals and minerals, except petroleum | 4 882 769 | 1 813 600 | 29 143 | 52.7 | 3 | 3.1 | – |
| 506 | Electrical goods | 5 969 000 | 1 366 512 | 38 954 | 55.3 | 4 | 5.2 | .2 |
| 507 | Hardware, and plumbing and heating equipment and supplies | 3 721 723 | 755 975 | 40 284 | 54.0 | 5 | 9.9 | .3 |
| 508 | Machinery, equipment, and supplies | 2 669 186 | 761 781 | 33 507 | 52.5 | 4 | 8.4 | .4 |
| 509 | Miscellaneous durable goods | 2 559 522 | 1 076 872 | 31 524 | 46.0 | 2 | 6.4 | .2 |
| 51 | Nondurable goods | 11 322 439 | 1 353 032 | 23 944 | 51.2 | 8 | 3.5 | – |
| 511 | Paper and paper products | 3 181 647 | 1 071 050 | 32 574 | 51.3 | 3 | 5.9 | – |
| 512 | Drugs, drug proprietaries, and druggists' sundries | 980 600 | 350 214 | 10 143 | 38.6 | 3 | 7.5 | .1 |
| 513 | Apparel, piece goods, and notions | (D) | (D) | (D) | (D) | (D) | (D) | (D) |
| 514 | Groceries and related products | 21 294 108 | 1 562 209 | 31 133 | 57.9 | 14 | 3.4 | – |
| 515 | Farm-product raw materials | 40 201 167 | 1 563 741 | 9 656 | 36.0 | 26 | 1.7 | – |
| 516 | Chemicals and allied products | 2 318 650 | 828 089 | 24 054 | 37.9 | 3 | 7.7 | .3 |
| 517 | Petroleum and petroleum products | 3 406 000 | 400 706 | 14 500 | 37.7 | 9 | 9.6 | – |
| 518 | Beer, wine, and distilled alcoholic beverages | 1 155 667 | 346 700 | 31 800 | 58.3 | 3 | 15.7 | 2.0 |
| 519 | Miscellaneous nondurable goods | (D) | (D) | (D) | (D) | (D) | (D) | (D) |

¹Based on number of employees for pay period including March 12.

Table 3. Comparative Statistics for the State: 1992 and 1987

[For meaning of abbreviations and symbols, see introductory text. For explanation of terms and comparability of 1987 and 1992 censuses, see appendix A]

| SIC code | Type of operation and kind of business | Establishments | | Sales | | | Annual payroll | | | Paid employees for pay period including March 12 | |
|-----------|---|----------------|---------------|-------------------|-------------------|-----------------------------|------------------|------------------|-----------------------------|--|---------------|
| | | 1992 (number) | 1987 (number) | 1992 (\$1,000) | 1987 (\$1,000) | Percent change 1987 to 1992 | 1992 (\$1,000) | 1987 (\$1,000) | Percent change 1987 to 1992 | 1992 (number) | 1987 (number) |
| | Wholesale trade ----- | 7 554 | 7 100 | 46 871 508 | 29 971 953 | 56.4 | 2 478 231 | 1 770 867 | 39.9 | 84 006 | 76 393 |
| 50 | Durable goods ----- | 5 079 | 4 830 | 26 691 801 | 16 578 433 | 61.0 | 1 650 849 | 1 145 521 | 44.1 | 52 003 | 47 175 |
| 501 | Motor vehicles and motor vehicle parts and supplies --- | 694 | 683 | 6 437 333 | 5 440 305 | 18.3 | 174 213 | 137 060 | 27.1 | 7 157 | 6 721 |
| 5012 | Automobiles and other motor vehicles ----- | 126 | 127 | 5 160 570 | 4 373 275 | 18.0 | 59 099 | 48 072 | 22.9 | 2 047 | 2 106 |
| 5013 | Motor vehicle supplies and new parts ----- | 372 | 381 | 919 761 | 820 634 | 12.1 | 86 371 | 68 483 | 26.1 | 3 818 | 3 439 |
| 5014 | Tires and tubes ----- | 64 | 66 | 308 592 | 214 581 | 43.8 | 19 289 | 13 275 | 45.3 | 693 | 613 |
| 5015 | Motor vehicle parts, used ----- | 132 | 109 | 48 410 | 31 815 | 52.2 | 9 454 | 7 230 | 30.8 | 599 | 563 |
| 502 | Furniture and homefurnishings ----- | 286 | 251 | 787 349 | 672 218 | 17.1 | 62 575 | 47 871 | 30.7 | 2 351 | 2 162 |
| 5021 | Furniture ----- | 150 | 123 | 412 967 | 293 551 | 40.7 | 29 927 | 23 221 | 28.9 | 1 158 | 1 021 |
| 5023 | Homefurnishings ----- | 136 | 128 | 374 382 | 378 667 | -1.1 | 32 648 | 24 650 | 32.4 | 1 193 | 1 141 |
| 503 | Lumber and other construction materials ----- | 310 | 319 | 1 214 183 | 811 207 | 49.7 | 97 045 | 75 337 | 28.8 | 3 458 | 3 393 |
| 5031 | Lumber, plywood, millwork, and wood panels ----- | 126 | 130 | 633 227 | 453 788 | 39.5 | 47 329 | 39 408 | 20.1 | 1 752 | 1 816 |
| 5032 | Brick, stone, and related construction materials ----- | 62 | 55 | 164 375 | 88 429 | 85.9 | 13 129 | 6 254 | 109.9 | 459 | 284 |
| 5033 | Roofing, siding, and insulation materials ----- | 43 | 42 | 230 730 | 114 180 | 102.1 | 13 679 | 8 155 | 67.7 | 399 | 382 |
| 5039 | Construction materials, n.e.c. ----- | 79 | 92 | 185 851 | 154 810 | 20.1 | 22 908 | 21 520 | 6.4 | 848 | 911 |
| 504 | Professional and commercial equipment and supplies --- | 912 | 862 | 6 914 251 | 2 913 739 | 137.3 | 523 100 | 338 922 | 54.3 | 13 341 | 12 117 |
| 5043 | Photographic equipment and supplies ----- | 30 | 29 | 183 660 | 252 438 | -27.2 | 13 096 | 11 737 | 11.6 | 362 | 408 |
| 5044 | Office equipment ----- | 141 | 201 | 371 292 | 439 204 | -15.5 | 70 416 | 78 234 | -10.0 | 2 294 | 3 144 |
| 5045 | Computers and computer peripheral equipment and software ----- | 372 | 280 | 5 229 171 | 1 528 944 | 242.0 | 311 478 | 169 107 | 84.2 | 6 912 | 5 270 |
| 5046 | Commercial equipment, n.e.c. ----- | 103 | 83 | 181 781 | 86 782 | 109.5 | 18 968 | 9 209 | 106.0 | 748 | 475 |
| 5047 | Medical, dental, and hospital equipment and supplies - | 176 | 156 | 738 015 | 422 153 | 74.8 | 73 334 | 49 357 | 48.6 | 1 999 | 1 875 |
| 5048 | Ophthalmic goods ----- | 34 | 45 | 31 533 | 32 335 | -2.5 | 5 435 | 7 036 | -22.8 | 191 | 353 |
| 5049 | Professional equipment and supplies, n.e.c. ----- | 56 | 68 | 178 799 | 151 883 | 17.7 | 30 373 | 14 242 | 113.3 | 835 | 592 |
| 505 | Metals and minerals, except petroleum ----- | 137 | 139 | 950 360 | 563 485 | 68.7 | 46 808 | 36 950 | 26.7 | 1 539 | 1 454 |
| 5051 | Metals service centers and offices ----- | 128 | 131 | 884 259 | (D) | (D) | 44 550 | (D) | (D) | 1 494 | GG |
| 5052 | Coal and other minerals and ores ----- | 9 | 8 | 66 101 | (D) | (D) | 2 258 | (D) | (D) | 45 | BB |
| 506 | Electrical goods ----- | 762 | 653 | 4 607 125 | 2 673 063 | 72.4 | 283 598 | 175 528 | 61.6 | 7 655 | 6 356 |
| 5063 | Electrical apparatus and equipment, wiring supplies, and construction materials ----- | 289 | 283 | 982 315 | 846 696 | 16.0 | 78 480 | 62 594 | 25.4 | 2 376 | 2 422 |
| 5064 | Electrical appliances, television and radio sets ----- | 60 | 69 | 420 590 | 367 152 | 14.6 | 15 047 | 15 658 | -3.9 | 472 | 593 |
| 5065 | Electronic parts and equipment, n.e.c. ----- | 413 | 301 | 3 204 220 | 1 459 215 | 119.6 | 190 071 | 97 276 | 95.4 | 4 807 | 3 341 |
| 507 | Hardware, and plumbing and heating equipment and supplies ----- | 381 | 389 | 1 075 439 | 769 251 | 39.8 | 98 799 | 78 882 | 25.2 | 3 196 | 3 424 |
| 5072 | Hardware ----- | 133 | 125 | 300 864 | 211 814 | 42.0 | 29 132 | 25 016 | 16.5 | 1 007 | 1 094 |
| 5074 | Plumbing and heating equipment and supplies (hydronics) ----- | 166 | 161 | 509 293 | 346 387 | 47.0 | 44 162 | 28 253 | 56.3 | 1 414 | 1 289 |
| 5075 | Warm air heating and air-conditioning equipment and supplies ----- | 66 | 78 | 189 163 | 176 551 | 7.1 | 18 426 | 20 524 | -10.2 | 575 | 816 |
| 5078 | Refrigeration equipment and supplies ----- | 16 | 25 | 76 119 | 34 499 | 120.6 | 7 079 | 5 089 | | 200 | 225 |
| 508 | Machinery, equipment, and supplies ----- | 1 098 | 1 111 | 3 692 404 | 2 195 037 | 68.2 | 274 809 | 206 412 | 33.1 | 9 317 | 8 785 |
| 5082 | Construction and mining (except petroleum) machinery and equipment ----- | 98 | 113 | 1 256 335 | 607 922 | 106.7 | 57 392 | 44 615 | 28.6 | 1 640 | 1 639 |
| 5083 | Farm and garden machinery and equipment ----- | 157 | 160 | 294 426 | 239 905 | 22.7 | 31 864 | 23 686 | 34.5 | 1 346 | 1 221 |
| 5084 | Industrial machinery and equipment ----- | 443 | 449 | 955 065 | 751 963 | 27.0 | 95 323 | 73 445 | 29.8 | 3 029 | 2 945 |
| 5085 | Industrial supplies ----- | 222 | 206 | 611 614 | 319 543 | 91.4 | 54 809 | 33 607 | 63.1 | 1 902 | 1 518 |
| 5087 | Service establishment equipment and supplies ----- | 145 | 148 | 172 193 | 125 157 | 37.6 | 23 637 | 18 915 | 25.0 | 1 017 | 985 |
| 5088 | Transportation equipment and supplies, except motor vehicles ----- | 33 | 35 | 402 771 | 150 547 | 167.5 | 11 784 | 12 144 | -3.0 | 383 | 477 |
| 509 | Miscellaneous durable goods ----- | 499 | 423 | 1 013 357 | 540 128 | 87.6 | 89 902 | 48 559 | 85.1 | 3 989 | 2 763 |
| 5091 | Sporting and recreational goods and supplies ----- | 142 | 100 | 374 499 | 159 822 | 134.3 | 33 177 | 13 127 | 152.7 | 1 351 | 648 |
| 5092 | Toys and hobby goods and supplies ----- | 38 | 38 | 74 420 | 46 112 | 61.4 | 6 763 | 4 697 | 44.0 | 335 | 276 |
| 5093 | Scrap and waste materials ----- | 99 | 95 | 212 900 | 166 859 | 27.6 | 20 738 | 15 153 | 36.9 | 1 020 | 819 |
| 5094 | Jewelry, watches, precious stones, and precious metals ----- | 89 | 69 | 61 085 | 46 433 | 31.6 | 6 213 | 5 329 | 16.6 | 364 | 346 |
| 5099 | Durable goods, n.e.c. ----- | 131 | 121 | 290 453 | 120 902 | 140.2 | 23 011 | 10 253 | 124.4 | 919 | 674 |
| 51 | Nondurable goods ----- | 2 475 | 2 270 | 20 179 707 | 13 393 520 | 50.7 | 827 382 | 625 346 | 32.3 | 32 003 | 29 218 |
| 511 | Paper and paper products ----- | 306 | 245 | 1 282 047 | 879 052 | 45.8 | 77 126 | 59 362 | 29.9 | 3 379 | 2 502 |
| 5111 | Printing and writing paper ----- | 34 | 21 | 374 337 | 224 380 | 66.8 | 17 392 | 16 862 | 3.1 | 682 | 587 |
| 5112 | Stationery and office supplies ----- | 210 | 165 | 442 955 | 257 937 | 71.7 | 44 880 | 28 071 | 59.9 | 2 223 | 1 344 |
| 5113 | Industrial and personal service paper ----- | 62 | 59 | 464 755 | 396 735 | 17.1 | 14 854 | 14 429 | 2.9 | 474 | 571 |
| 512 | Drugs, drug proprietaries, and druggists' sundries ----- | 96 | 79 | 1 371 410 | 673 172 | 103.7 | 76 510 | 33 450 | 128.7 | 2 214 | 1 204 |
| 5122 | Drugs, drug proprietaries, and druggists' sundries ----- | 96 | 79 | 1 371 410 | 673 172 | 103.7 | 76 510 | 33 450 | 128.7 | 2 214 | 1 204 |
| 513 | Apparel, piece goods, and notions ----- | 203 | 111 | 485 688 | 207 528 | 134.0 | 32 505 | 16 037 | 102.7 | 1 390 | 797 |
| 5131 | Piece goods, notions, and other dry goods ----- | 50 | 39 | 64 943 | 56 484 | 15.0 | 7 431 | 6 342 | 17.2 | 392 | 318 |
| 5136 | Men's and boys' clothing and furnishings ----- | 68 | 29 | 245 003 | 58 432 | 319.3 | 10 222 | 3 610 | 183.2 | 402 | 200 |
| 5137 | Women's, children's, and infants' clothing and accessories ----- | 77 | 35 | 157 069 | 68 009 | 131.0 | 13 729 | 5 061 | 171.3 | 562 | 251 |
| 5139 | Footwear ----- | 8 | 8 | 18 673 | 24 603 | -24.1 | 1 123 | 1 024 | 9.7 | 34 | 28 |
| 514 | Groceries and related products ----- | 532 | 515 | 6 537 539 | 4 722 746 | 38.4 | 273 768 | 222 808 | 22.9 | 10 472 | 10 534 |
| 5141 | Groceries, general line ----- | 58 | 63 | 1 706 104 | 1 352 361 | 26.2 | 82 367 | 80 579 | 2.2 | 2 720 | 2 774 |
| 5142 | Packaged frozen foods ----- | 24 | 29 | 554 659 | 296 639 | 87.0 | 30 978 | 13 491 | 129.6 | 873 | 632 |
| 5143 | Dairy products, except dried or canned ----- | 29 | 45 | 366 511 | 349 077 | 5.0 | 14 071 | 12 901 | 9.1 | 607 | 568 |
| 5144 | Poultry and poultry products ----- | 4 | 3 | 42 530 | 13 827 | 207.6 | 1 088 | 690 | 57.7 | 43 | 47 |
| 5145 | Confectionery ----- | 43 | 29 | 413 733 | 169 986 | 143.4 | 17 120 | 6 680 | 156.3 | 1 015 | 343 |

Table 3. Comparative Statistics for the State: 1992 and 1987 — Con.

[For meaning of abbreviations and symbols, see introductory text. For explanation of terms and comparability of 1987 and 1992 censuses, see appendix A]

| SIC code | Type of operation and kind of business | Establishments | | Sales | | | Annual payroll | | | Paid employees for pay period including March 12 | |
|-----------|---|----------------|---------------|------------------|------------------|-----------------------------|----------------|----------------|-----------------------------|--|---------------|
| | | 1992 (number) | 1987 (number) | 1992 (\$1,000) | 1987 (\$1,000) | Percent change 1987 to 1992 | 1992 (\$1,000) | 1987 (\$1,000) | Percent change 1987 to 1992 | 1992 (number) | 1987 (number) |
| | Agents, brokers, and commission merchants — Con. | | | | | | | | | | |
| 50 | Durable goods — Con. | | | | | | | | | | |
| 507 | Hardware, and plumbing and heating equipment and supplies | 65 | 54 | 241 912 | 195 136 | 24.0 | 12 891 | 7 995 | 61.2 | 320 | 288 |
| 508 | Machinery, equipment, and supplies | 129 | 112 | 344 325 | (D) | (D) | 15 145 | (D) | (D) | 452 | EE |
| 509 | Miscellaneous durable goods | 69 | 50 | 176 607 | 66 271 | 166.5 | 5 170 | 2 824 | 83.1 | 164 | 129 |
| 51 | Nondurable goods | 239 | 211 | 2 706 063 | 1 654 754 | 63.5 | 47 887 | 33 221 | 44.1 | 2 000 | 1 900 |
| 511 | Paper and paper products | 34 | 15 | 108 176 | 29 181 | 270.7 | 3 290 | 1 185 | 177.6 | 101 | 40 |
| 512 | Drugs, drug proprietaries, and druggists' sundries | 5 | 7 | 4 903 | 18 971 | -74.2 | 142 | 616 | -76.9 | 14 | 33 |
| 513 | Apparel, piece goods, and notions | 30 | 20 | (D) | (D) | (D) | (D) | (D) | (D) | BB | BB |
| 514 | Groceries and related products | 65 | 69 | 1 384 117 | 939 759 | 47.3 | 27 584 | 18 641 | 48.0 | 886 | 731 |
| 515 | Farm-product raw materials | 24 | 23 | 964 828 | 446 801 | 115.9 | 5 958 | 3 364 | 77.1 | 617 | 600 |
| 516 | Chemicals and allied products | 20 | 16 | 46 373 | 42 576 | 8.9 | 1 347 | 1 948 | -30.9 | 56 | 66 |
| 517 | Petroleum and petroleum products | 4 | 8 | 13 624 | (D) | (D) | 493 | (D) | (D) | 34 | CC |
| 518 | Beer, wine, and distilled alcoholic beverages | 3 | 4 | 3 467 | (D) | (D) | 318 | (D) | (D) | 10 | BB |
| 519 | Miscellaneous nondurable goods | 54 | 49 | (D) | 88 600 | (D) | (D) | 3 315 | (D) | CC | 143 |

Table 4. Summary Statistics for Counties and for Places With 2,500 Inhabitants or More: 1992

[For meaning of abbreviations and symbols, see introductory text. For explanation of terms and comparability of 1987 and 1992 censuses, see appendix A. For information on geographic areas followed by ▲, see appendix F]

| Geographic area | Establishments (number) | Sales (\$1,000) | Annual payroll (\$1,000) | Paid employees for pay period including March 12 (number) | Merchant wholesalers | | | Other operating types | | |
|----------------------------|-------------------------|-------------------|--------------------------|---|-------------------------|-------------------|--------------------------|---|-------------------------|-------------------|
| | | | | | Establishments (number) | Sales (\$1,000) | Annual payroll (\$1,000) | Paid employees for pay period including March 12 (number) | Establishments (number) | Sales (\$1,000) |
| Colorado | 7 554 | 46 871 508 | 2 478 231 | 84 006 | 6 052 | 21 716 215 | 1 654 102 | 62 662 | 1 502 | 25 155 293 |
| Adams County | 675 | 4 501 525 | 296 943 | 10 585 | 542 | 2 972 030 | 237 446 | 8 360 | 133 | 1 529 495 |
| Arvada (part) ▲ | 3 | 1 376 | 292 | 14 | 2 | (D) | (D) | AA | 1 | (D) |
| Aurora (part) ▲ | 72 | 1 095 312 | 62 168 | 2 031 | 59 | 1 026 547 | 59 594 | 1 953 | 13 | 68 765 |
| Brighton (part) ▲ | 23 | (D) | (D) | CC | 20 | (D) | (D) | CC | 3 | 6 698 |
| Broomfield (part) ▲ | 3 | (D) | (D) | BB | - | - | - | - | 3 | (D) |
| Commerce City | 134 | 794 716 | 69 349 | 2 629 | 112 | 544 353 | 56 321 | 1 823 | 22 | 250 363 |
| Federal Heights | 10 | 18 552 | 1 532 | 68 | 10 | 18 552 | 1 532 | 68 | - | - |
| Northglenn (part) ▲ | 27 | 49 612 | 12 651 | 376 | 18 | 15 753 | 2 355 | 87 | 9 | 33 859 |
| Thornton (part) ▲ | 48 | 333 740 | 18 585 | 736 | 40 | 255 222 | 12 792 | 568 | 8 | 78 518 |
| Westminster (part) ▲ | 53 | 118 545 | 12 118 | 401 | 38 | 71 356 | 10 833 | 364 | 15 | 47 189 |
| Balance of county | 302 | 1 742 321 | 112 633 | 4 140 | 243 | (D) | (D) | HH | 59 | (D) |
| Alamosa County | 34 | 51 936 | 3 861 | 247 | 27 | 42 420 | 2 989 | 210 | 7 | 9 516 |
| Alamosa | 30 | 40 151 | 2 920 | 169 | 23 | 30 635 | 2 048 | 132 | 7 | 9 516 |
| Balance of county | 4 | 11 785 | 941 | 78 | 4 | 11 785 | 941 | 78 | - | - |
| Arapahoe County | 1 062 | 15 201 266 | 524 717 | 13 644 | 726 | 5 608 798 | 233 527 | 7 133 | 336 | 9 592 468 |
| Aurora (part) ▲ | 213 | 1 526 863 | 51 187 | 1 567 | 136 | 275 184 | 22 470 | 818 | 77 | 1 251 679 |
| Cherry Hills Village | 18 | 247 198 | 26 197 | 535 | 11 | (D) | (D) | CC | 7 | (D) |
| Englewood | 322 | 6 303 959 | 230 756 | 5 740 | 238 | 1 698 274 | 84 196 | 2 609 | 84 | 4 605 685 |
| Greenwood Village | 9 | 50 979 | 1 438 | 52 | 6 | (D) | (D) | BB | 3 | (D) |
| Littleton (part) ▲ | 85 | 329 199 | 16 136 | 720 | 52 | 80 956 | 7 906 | 297 | 33 | 248 243 |
| Sheridan | 10 | 16 432 | 2 246 | 93 | 9 | (D) | (D) | BB | 1 | (D) |
| Balance of county | 405 | 6 726 636 | 196 757 | 4 937 | 274 | 3 456 676 | 111 060 | 3 189 | 131 | 3 269 960 |
| Archuleta County | 8 | 7 575 | 547 | 27 | 7 | (D) | (D) | BB | 1 | (D) |
| Baca County | 19 | 18 103 | 1 200 | 65 | 19 | 18 103 | 1 200 | 65 | - | - |
| Bent County | 3 | 3 105 | 294 | 17 | 3 | 3 105 | 294 | 17 | - | - |
| Boulder County | 516 | 2 963 998 | 183 035 | 5 617 | 430 | 1 639 529 | 119 214 | 4 067 | 86 | 1 324 469 |
| Boulder | 247 | 1 003 762 | 73 354 | 2 282 | 205 | 744 418 | 57 914 | 1 936 | 42 | 259 344 |
| Broomfield (part) ▲ | 51 | 251 884 | 33 770 | 1 061 | 42 | (D) | (D) | EE | 9 | (D) |
| Lafayette | 15 | 13 294 | 1 387 | 62 | 13 | (D) | (D) | BB | 2 | (D) |
| Longmont (part) ▲ | 74 | 1 475 248 | 51 775 | 1 331 | 61 | (D) | (D) | FF | 13 | (D) |
| Louisville | 24 | 30 998 | 4 288 | 196 | 18 | 23 207 | 3 816 | 182 | 6 | 7 791 |
| Balance of county | 105 | 188 812 | 18 461 | 685 | 91 | 153 431 | 16 848 | 630 | 14 | 35 381 |
| Chaffee County | 21 | 24 058 | 1 855 | 100 | 19 | (D) | (D) | BB | 2 | (D) |
| Salida | 8 | 12 851 | 831 | 53 | 8 | 12 851 | 831 | 53 | - | - |
| Balance of county | 13 | 11 207 | 1 024 | 47 | 11 | (D) | (D) | BB | 2 | (D) |
| Cheyenne County | 9 | 16 127 | 1 175 | 58 | 9 | 16 127 | 1 175 | 58 | - | - |
| Clear Creek County | 11 | 11 904 | 1 336 | 67 | 10 | (D) | (D) | BB | 1 | (D) |
| Conejos County | 4 | 5 529 | 524 | 44 | 4 | 5 529 | 524 | 44 | - | - |
| Costilla County | 1 | (D) | (D) | BB | 1 | (D) | (D) | BB | - | - |
| Crowley County | 1 | (D) | (D) | AA | 1 | (D) | (D) | AA | - | - |
| Custer County | 1 | (D) | (D) | AA | 1 | (D) | (D) | AA | - | - |

Table 4. Summary Statistics for Counties and for Places With 2,500 Inhabitants or More: 1992—Con.

[For meaning of abbreviations and symbols, see introductory text. For explanation of terms and comparability of 1987 and 1992 censuses, see appendix A. For information on geographic areas followed by ▲, see appendix F]

| Geographic area | Estab-lish-ments (number) | Sales (\$1,000) | Annual payroll (\$1,000) | Paid employees for pay period including March 12 (number) | Merchant wholesalers | | | Other operating types | | |
|----------------------------|---------------------------|-----------------|--------------------------|---|---------------------------|-----------------|--------------------------|---|---------------------------|-----------------|
| | | | | | Estab-lish-ments (number) | Sales (\$1,000) | Annual payroll (\$1,000) | Paid employees for pay period including March 12 (number) | Estab-lish-ments (number) | Sales (\$1,000) |
| Colorado—Con. | | | | | | | | | | |
| Delta County | 29 | 46 430 | 3 541 | 249 | 26 | 26 551 | 3 407 | 211 | 3 | 19 879 |
| Delta | 20 | 36 742 | 2 080 | 173 | 17 | 16 863 | 1 946 | 135 | 3 | 19 879 |
| Balance of county | 9 | 9 688 | 1 461 | 76 | 9 | 9 688 | 1 461 | 76 | — | — |
| Denver County | 1 967 | 15 771 929 | 880 615 | 28 656 | 1 485 | 6 355 271 | 569 204 | 20 848 | 482 | 9 416 658 |
| Denver | 1 967 | 15 771 929 | 880 615 | 28 656 | 1 485 | 6 355 271 | 569 204 | 20 848 | 482 | 9 416 658 |
| Dolores County | 5 | 7 351 | 633 | 44 | 5 | 7 351 | 633 | 44 | — | — |
| Douglas County | 120 | 343 496 | 16 899 | 681 | 89 | 77 928 | 9 972 | 465 | 31 | 265 568 |
| Aurora (part) ▲ | — | — | — | — | — | — | — | — | — | — |
| Castle Rock | 28 | 38 590 | 4 038 | 198 | 24 | 26 605 | 3 855 | 193 | 4 | 11 985 |
| Littleton (part) ▲ | 16 | 146 163 | 3 684 | 109 | 12 | 9 638 | 1 541 | 54 | 4 | 136 525 |
| Parker | 6 | 13 594 | 436 | 17 | 2 | (D) | (D) | AA | 4 | (D) |
| Balance of county | 70 | 145 149 | 8 741 | 357 | 51 | (D) | (D) | CC | 19 | (D) |
| Eagle County | 48 | 49 665 | 4 898 | 203 | 45 | 47 219 | 4 864 | 199 | 3 | 2 446 |
| Vail | 5 | 3 556 | 192 | 13 | 4 | (D) | (D) | AA | 1 | (D) |
| Balance of county | 43 | 46 109 | 4 706 | 190 | 41 | (D) | (D) | CC | 2 | (D) |
| Elbert County | 11 | 11 744 | 822 | 36 | 6 | 1 538 | 186 | 20 | 5 | 10 206 |
| El Paso County | 527 | 1 077 437 | 120 563 | 4 848 | 467 | 812 164 | 99 273 | 4 228 | 60 | 265 273 |
| Colorado Springs | 447 | 924 707 | 108 712 | 4 270 | 397 | 725 971 | 89 975 | 3 808 | 50 | 198 736 |
| Fountain | 3 | (D) | (D) | BB | 2 | (D) | (D) | AA | 1 | (D) |
| Manitou Springs | 7 | 2 555 | 395 | 19 | 6 | (D) | (D) | AA | 1 | (D) |
| Balance of county | 70 | (D) | (D) | EE | 62 | (D) | (D) | EE | 8 | (D) |
| Fremont County | 31 | 27 529 | 2 769 | 129 | 24 | 12 258 | 1 887 | 96 | 7 | 15 271 |
| Canon City | 18 | 16 598 | 2 195 | 105 | 14 | (D) | (D) | BB | 4 | (D) |
| Florence | 1 | (D) | (D) | AA | — | — | — | — | 1 | (D) |
| Balance of county | 12 | (D) | (D) | BB | 10 | (D) | (D) | AA | 2 | (D) |
| Garfield County | 60 | 100 073 | 8 704 | 461 | 57 | (D) | (D) | EE | 3 | (D) |
| Carbondale | 3 | 5 319 | 813 | 38 | 3 | 5 319 | 813 | 38 | — | — |
| Glenwood Springs | 31 | 60 167 | 5 027 | 229 | 29 | (D) | (D) | CC | 2 | (D) |
| Rifle | 7 | 12 202 | 821 | 42 | 7 | 12 202 | 821 | 42 | — | — |
| Balance of county | 19 | 22 385 | 2 043 | 152 | 18 | (D) | (D) | CC | 1 | (D) |
| Gilpin County | 2 | (D) | (D) | AA | — | — | — | — | 2 | (D) |
| Grand County | 14 | 8 220 | 671 | 46 | 13 | (D) | (D) | BB | 1 | (D) |
| Gunnison County | 16 | 10 215 | 1 026 | 47 | 16 | 10 215 | 1 026 | 47 | — | — |
| Gunnison | 12 | 9 330 | 824 | 41 | 12 | 9 330 | 824 | 41 | — | — |
| Balance of county | 4 | 885 | 202 | 6 | 4 | 885 | 202 | 6 | — | — |
| Hinsdale County | — | — | — | — | — | — | — | — | — | — |
| Huerfano County | 4 | (D) | (D) | BB | 4 | (D) | (D) | BB | — | — |
| Walsenburg | 3 | (D) | (D) | BB | 3 | (D) | (D) | BB | — | — |
| Balance of county | 1 | (D) | (D) | AA | 1 | (D) | (D) | AA | — | — |
| Jackson County | 3 | 6 843 | 603 | 22 | 2 | (D) | (D) | AA | 1 | (D) |
| Jefferson County | 746 | 2 350 552 | 153 614 | 5 072 | 551 | 938 133 | 112 578 | 4 071 | 195 | 1 412 419 |
| Arvada (part) ▲ | 113 | 253 310 | 24 408 | 847 | 86 | (D) | (D) | FF | 27 | (D) |
| Broomfield (part) ▲ | 5 | (D) | (D) | BB | 4 | (D) | (D) | AA | 1 | (D) |
| Edgewater | 3 | 1 701 | 285 | 17 | 3 | 1 701 | 285 | 17 | — | — |
| Golden | 69 | 427 012 | 20 308 | 600 | 53 | 86 917 | 13 561 | 434 | 16 | 340 095 |
| Lakewood | 240 | 945 479 | 54 294 | 1 765 | 181 | 362 728 | 38 761 | 1 409 | 59 | 582 751 |
| Littleton (part) ▲ | 14 | 16 839 | 648 | 33 | 8 | 5 475 | 219 | 13 | 6 | 11 364 |
| Westminster (part) ▲ | 16 | 29 327 | 2 996 | 143 | 13 | 21 483 | 2 698 | 139 | 3 | 7 844 |
| Wheat Ridge | 79 | 231 544 | 22 041 | 723 | 61 | 132 999 | 16 415 | 589 | 18 | 98 545 |
| Balance of county | 207 | (D) | (D) | FF | 142 | (D) | (D) | FF | 65 | 306 912 |
| Kiowa County | 11 | 8 418 | 364 | 28 | 11 | 8 418 | 364 | 28 | — | — |
| Kit Carson County | 32 | 114 822 | 6 466 | 359 | 29 | 93 915 | 5 858 | 313 | 3 | 20 907 |
| Burlington | 14 | (D) | (D) | CC | 12 | (D) | (D) | CC | 2 | (D) |
| Balance of county | 18 | (D) | (D) | CC | 17 | (D) | (D) | CC | 1 | (D) |
| Lake County | 3 | (D) | (D) | BB | 3 | (D) | (D) | BB | — | — |
| Leadville | 1 | (D) | (D) | AA | 1 | (D) | (D) | AA | — | — |
| Balance of county | 2 | (D) | (D) | AA | 2 | (D) | (D) | AA | — | — |
| La Plata County | 71 | 114 048 | 12 119 | 587 | 63 | 93 619 | 11 048 | 524 | 8 | 20 429 |
| Durango | 52 | 82 105 | 8 885 | 413 | 45 | (D) | (D) | EE | 7 | (D) |
| Balance of county | 19 | 31 943 | 3 234 | 174 | 18 | (D) | (D) | CC | 1 | (D) |
| Larimer County | 317 | 666 317 | 55 011 | 2 251 | 274 | 539 956 | 48 395 | 2 053 | 43 | 126 361 |
| Berthoud | 2 | (D) | (D) | AA | 2 | (D) | (D) | AA | — | — |
| Estes Park | 6 | 962 | 172 | 14 | 6 | 962 | 172 | 14 | — | — |
| Fort Collins | 167 | 391 628 | 33 225 | 1 309 | 146 | 332 953 | 30 580 | 1 227 | 21 | 58 675 |
| Loveland | 65 | 115 427 | 9 286 | 380 | 54 | 60 824 | 6 176 | 300 | 11 | 54 603 |
| Balance of county | 77 | (D) | (D) | FF | 66 | (D) | (D) | FF | 11 | 13 083 |
| Las Animas County | 20 | 31 909 | 2 512 | 162 | 17 | 27 301 | 2 180 | 148 | 3 | 4 608 |
| Trinidad | 18 | (D) | (D) | CC | 15 | (D) | (D) | CC | 3 | 4 608 |
| Balance of county | 2 | (D) | (D) | BB | 2 | (D) | (D) | BB | — | — |
| Lincoln County | 12 | 48 849 | 1 288 | 102 | 11 | (D) | (D) | BB | 1 | (D) |
| Logan County | 51 | 138 462 | 9 092 | 478 | 46 | (D) | (D) | EE | 5 | (D) |
| Sterling | 41 | (D) | (D) | EE | 36 | (D) | (D) | EE | 5 | (D) |
| Balance of county | 10 | (D) | (D) | BB | 10 | (D) | (D) | BB | — | — |

Table 4. Summary Statistics for Counties and for Places With 2,500 Inhabitants or More: 1992—Con.

[For meaning of abbreviations and symbols, see introductory text. For explanation of terms and comparability of 1987 and 1992 censuses, see appendix A. For information on geographic areas followed by ▲, see appendix F]

| Geographic area | Estab- lish- ments (number) | Sales (\$1,000) | Annual payroll (\$1,000) | Paid employees for pay period including March 12 (number) | Merchant wholesalers | | | Other operating types | | |
|---------------------------|--------------------------------------|--------------------|--------------------------------|---|--------------------------------------|--------------------|--------------------------------|---|--------------------------------------|--------------------|
| | | | | | Estab- lish- ments (number) | Sales (\$1,000) | Annual payroll (\$1,000) | Paid employees for pay period including March 12 (number) | Estab- lish- ments (number) | Sales (\$1,000) |
| Colorado—Con. | | | | | | | | | | |
| Mesa County | 194 | 439 720 | 35 537 | 1 673 | 175 | 366 232 | 32 573 | 1 538 | 19 | 73 488 |
| Fruita | 9 | 15 382 | 745 | 67 | 8 | (D) | (D) | BB | 1 | (D) |
| Grand Junction | 145 | 354 439 | 30 743 | 1 446 | 130 | 289 309 | 27 904 | 1 335 | 15 | 65 130 |
| Balance of county | 40 | 69 899 | 4 049 | 160 | 37 | (D) | (D) | CC | 3 | (D) |
| Mineral County | — | — | — | — | — | — | — | — | — | — |
| Moffat County | 30 | 71 941 | 3 871 | 141 | 28 | (D) | (D) | CC | 2 | (D) |
| Craig | 29 | (D) | (D) | CC | 28 | (D) | (D) | CC | 1 | (D) |
| Balance of county | 1 | (D) | (D) | AA | — | — | — | — | 1 | (D) |
| Montezuma County | 29 | 25 230 | 2 340 | 170 | 28 | (D) | (D) | CC | 1 | (D) |
| Cortez | 20 | 18 765 | 1 842 | 129 | 20 | 18 765 | 1 842 | 129 | — | — |
| Balance of county | 9 | 6 465 | 498 | 41 | 8 | (D) | (D) | BB | 1 | (D) |
| Montrose County | 47 | 101 957 | 8 152 | 420 | 44 | 85 098 | 7 742 | 386 | 3 | 16 859 |
| Montrose | 29 | 73 773 | 6 692 | 323 | 28 | (D) | (D) | EE | 1 | (D) |
| Balance of county | 18 | 28 184 | 1 460 | 97 | 16 | (D) | (D) | BB | 2 | (D) |
| Morgan County | 51 | 527 885 | 10 456 | 506 | 47 | (D) | (D) | EE | 4 | (D) |
| Brush | 11 | (D) | (D) | BB | 9 | 6 354 | 579 | 29 | 2 | (D) |
| Fort Morgan | 26 | 57 986 | 4 209 | 175 | 26 | 57 986 | 4 209 | 175 | — | — |
| Balance of county | 14 | (D) | (D) | CC | 12 | (D) | (D) | CC | 2 | (D) |
| Otero County | 50 | 247 321 | 7 209 | 428 | 45 | 58 607 | 5 750 | 296 | 5 | 188 714 |
| La Junta | 19 | 207 494 | 3 404 | 260 | 15 | (D) | (D) | CC | 4 | (D) |
| Rocky Ford | 13 | 23 414 | 2 072 | 80 | 13 | 23 414 | 2 072 | 80 | — | — |
| Balance of county | 18 | 16 413 | 1 733 | 88 | 17 | (D) | (D) | BB | 1 | (D) |
| Ouray County | — | — | — | — | — | — | — | — | — | — |
| Park County | 6 | 6 429 | 972 | 116 | 5 | (D) | (D) | CC | 1 | (D) |
| Phillips County | 14 | 59 320 | 2 805 | 126 | 13 | (D) | (D) | CC | 1 | (D) |
| Pitkin County | 20 | 36 578 | 4 034 | 134 | 17 | 30 185 | 3 780 | 129 | 3 | 6 393 |
| Aspen | 14 | 19 372 | 1 937 | 70 | 12 | (D) | (D) | BB | 2 | (D) |
| Balance of county | 6 | 17 206 | 2 097 | 64 | 5 | (D) | (D) | BB | 1 | (D) |
| Prowers County | 43 | 130 825 | 5 392 | 304 | 41 | (D) | (D) | EE | 2 | (D) |
| Lamar | 26 | (D) | (D) | CC | 24 | (D) | (D) | CC | 2 | (D) |
| Balance of county | 17 | (D) | (D) | CC | 17 | (D) | (D) | CC | — | — |
| Pueblo County | 143 | 297 224 | 23 896 | 1 232 | 137 | 279 615 | 22 409 | 1 171 | 6 | 17 609 |
| Pueblo | 117 | 257 002 | 20 659 | 1 047 | 112 | (D) | (D) | FF | 5 | (D) |
| Balance of county | 26 | 40 222 | 3 237 | 185 | 25 | (D) | (D) | CC | 1 | (D) |
| Rio Blanco County | 9 | 4 925 | 456 | 32 | 8 | (D) | (D) | BB | 1 | (D) |
| Rio Grande County | 36 | 109 353 | 9 096 | 553 | 33 | (D) | (D) | FF | 3 | (D) |
| Monte Vista | 24 | (D) | (D) | EE | 22 | (D) | (D) | EE | 2 | (D) |
| Balance of county | 12 | (D) | (D) | CC | 11 | (D) | (D) | CC | 1 | (D) |
| Routt County | 34 | 39 441 | 3 864 | 151 | 34 | 39 441 | 3 864 | 151 | — | — |
| Steamboat Springs | 25 | 31 471 | 2 922 | 118 | 25 | 31 471 | 2 922 | 118 | — | — |
| Balance of county | 9 | 7 970 | 942 | 33 | 9 | 7 970 | 942 | 33 | — | — |
| Saguache County | 12 | 24 690 | 2 978 | 191 | 12 | 24 690 | 2 978 | 191 | — | — |
| San Juan County | — | — | — | — | — | — | — | — | — | — |
| San Miguel County | — | — | — | — | — | — | — | — | — | — |
| Sedgwick County | 11 | 17 180 | 1 227 | 59 | 11 | 17 180 | 1 227 | 59 | — | — |
| Summit County | 28 | 21 886 | 2 303 | 117 | 25 | (D) | (D) | CC | 3 | (D) |
| Teller County | 11 | 13 900 | 457 | 18 | 9 | (D) | (D) | AA | 2 | (D) |
| Woodland Park | 4 | 3 710 | 210 | 7 | 3 | (D) | (D) | AA | 1 | (D) |
| Balance of county | 7 | 10 190 | 247 | 11 | 6 | (D) | (D) | AA | 1 | (D) |
| Washington County | 13 | (D) | (D) | CC | 12 | (D) | (D) | CC | 1 | (D) |
| Weld County | 267 | 788 567 | 45 769 | 2 122 | 246 | 562 048 | 42 596 | 1 997 | 21 | 226 519 |
| Brighton (part) ▲ | 2 | (D) | (D) | AA | 2 | (D) | (D) | AA | — | — |
| Broomfield (part) ▲ | 1 | (D) | (D) | AA | 1 | (D) | (D) | AA | — | — |
| Evans | 6 | 11 541 | 1 050 | 40 | 6 | 11 541 | 1 050 | 40 | — | — |
| Fort Lupton | 15 | 20 592 | 1 883 | 78 | 12 | 17 803 | 1 641 | 70 | 3 | 2 789 |
| Greeley | 131 | 418 740 | 25 378 | 1 166 | 121 | 265 047 | 23 760 | 1 088 | 10 | 153 693 |
| Longmont (part) ▲ | 5 | 8 482 | 1 012 | 49 | 4 | (D) | (D) | BB | 1 | (D) |
| Northglenn (part) ▲ | — | — | — | — | — | — | — | — | — | — |
| Thornton (part) ▲ | — | — | — | — | — | — | — | — | — | — |
| Windsor | 6 | 21 407 | 1 248 | 67 | 6 | 21 407 | 1 248 | 67 | — | — |
| Balance of county | 101 | 305 259 | 14 975 | 710 | 94 | (D) | (D) | FF | 7 | (D) |
| Yuma County | 41 | 114 214 | 5 530 | 303 | 39 | (D) | (D) | EE | 2 | (D) |
| Yuma | 18 | 53 130 | 2 659 | 131 | 18 | 53 130 | 2 659 | 131 | — | — |
| Balance of county | 23 | 61 084 | 2 871 | 172 | 21 | (D) | (D) | CC | 2 | (D) |

Table 5. Summary Statistics for Places With 200 Establishments or More: 1992

[For meaning of abbreviations and symbols, see introductory text. For explanation of terms and comparability of 1987 and 1992 censuses, see appendix A. For information on geographic areas followed by ▲, see appendix F]

| SIC code | Geographic area and kind of business | Estab-lish-ments (number) | Sales (\$1,000) | Annual payroll (\$1,000) | Paid employees for pay period including March 12 (number) | Merchant wholesalers | | | | Other operating types | |
|-------------------------|---|---------------------------|-----------------|--------------------------|---|---------------------------|-----------------|--------------------------|---|---------------------------|-----------------|
| | | | | | | Estab-lish-ments (number) | Sales (\$1,000) | Annual payroll (\$1,000) | Paid employees for pay period including March 12 (number) | Estab-lish-ments (number) | Sales (\$1,000) |
| AURORA ▲ | | | | | | | | | | | |
| | Wholesale trade ----- | 285 | 2 622 175 | 113 355 | 3 598 | 195 | 1 301 731 | 82 064 | 2 771 | 90 | 1 320 444 |
| 50 | Durable goods ----- | 194 | 941 851 | 56 556 | 1 652 | 139 | 594 388 | 43 113 | 1 349 | 55 | 347 463 |
| 501 | Motor vehicles and motor vehicle parts and supplies ----- | 24 | 378 897 | 5 703 | 191 | 20 | (D) | (D) | CC | 4 | (D) |
| 502 | Furniture and homefurnishings ----- | 15 | 32 398 | 2 297 | 105 | 11 | (D) | (D) | CC | 4 | (D) |
| 503 | Lumber and other construction materials ----- | 6 | 10 350 | 1 194 | 43 | 3 | (D) | (D) | BB | 3 | (D) |
| 504 | Professional and commercial equipment and supplies ----- | 40 | 69 646 | 8 644 | 257 | 29 | 45 378 | 4 928 | 190 | 11 | 24 268 |
| 505 | Metals and minerals, except petroleum ----- | 4 | (D) | (D) | BB | 3 | (D) | (D) | BB | 1 | (D) |
| 506 | Electrical goods ----- | 47 | 200 016 | 12 665 | 341 | 30 | 63 488 | 6 817 | 222 | 17 | 136 528 |
| 507 | Hardware, and plumbing and heating equipment and supplies ----- | 10 | 28 527 | 2 606 | 81 | 8 | (D) | (D) | BB | 2 | (D) |
| 508 | Machinery, equipment, and supplies ----- | 34 | 176 270 | 20 582 | 542 | 25 | 138 259 | 19 205 | 512 | 9 | 38 011 |
| 509 | Miscellaneous durable goods ----- | 14 | (D) | (D) | BB | 10 | (D) | (D) | BB | 4 | 8 890 |
| 51 | Nondurable goods ----- | 91 | 1 680 324 | 56 799 | 1 946 | 56 | 707 343 | 38 951 | 1 422 | 35 | 972 981 |
| 511 | Paper and paper products ----- | 18 | 69 981 | 7 453 | 290 | 13 | 47 296 | 6 348 | 254 | 5 | 22 685 |
| 512 | Drugs, drug proprietaries, and druggists' sundries ----- | 9 | (D) | (D) | CC | 9 | (D) | (D) | CC | - | - |
| 513 | Apparel, piece goods, and notions ----- | 9 | 17 474 | 1 030 | 37 | 6 | 2 805 | 674 | 24 | 3 | 14 669 |
| 514 | Groceries and related products ----- | 20 | 829 205 | 23 237 | 796 | 8 | (D) | (D) | FF | 12 | (D) |
| 515 | Farm-product raw materials ----- | 2 | (D) | (D) | AA | 2 | (D) | (D) | AA | - | - |
| 516 | Chemicals and allied products ----- | 8 | (D) | (D) | CC | 1 | (D) | (D) | AA | 7 | (D) |
| 517 | Petroleum and petroleum products ----- | 3 | (D) | (D) | AA | 2 | (D) | (D) | AA | 1 | (D) |
| 518 | Beer, wine, and distilled alcoholic beverages ----- | 3 | (D) | (D) | EE | 2 | (D) | (D) | EE | 1 | (D) |
| 519 | Miscellaneous nondurable goods ----- | 19 | 69 498 | 4 112 | 189 | 13 | 60 346 | 3 736 | 177 | 6 | 9 152 |
| BOULDER | | | | | | | | | | | |
| | Wholesale trade ----- | 247 | 1 003 762 | 73 354 | 2 282 | 205 | 744 418 | 57 914 | 1 936 | 42 | 259 344 |
| 50 | Durable goods ----- | 173 | 874 825 | 62 135 | 1 765 | 141 | 667 401 | 47 925 | 1 440 | 32 | 207 424 |
| 501 | Motor vehicles and motor vehicle parts and supplies ----- | 12 | 18 658 | 2 013 | 75 | 11 | (D) | (D) | BB | 1 | (D) |
| 502 | Furniture and homefurnishings ----- | 7 | 11 104 | 1 323 | 53 | 7 | 11 104 | 1 323 | 53 | - | - |
| 503 | Lumber and other construction materials ----- | 4 | (D) | (D) | BB | 1 | (D) | (D) | AA | 3 | (D) |
| 504 | Professional and commercial equipment and supplies ----- | 55 | 574 025 | 32 715 | 791 | 47 | (D) | (D) | FF | 8 | (D) |
| 505 | Metals and minerals, except petroleum ----- | 1 | (D) | (D) | BB | 1 | (D) | (D) | BB | - | - |
| 506 | Electrical goods ----- | 26 | 119 458 | 9 793 | 256 | 18 | 69 808 | 7 240 | 171 | 8 | 49 650 |
| 507 | Hardware, and plumbing and heating equipment and supplies ----- | 9 | 7 567 | 646 | 41 | 8 | (D) | (D) | BB | 1 | (D) |
| 508 | Machinery, equipment, and supplies ----- | 24 | 30 804 | 2 253 | 83 | 19 | 18 707 | 1 773 | 72 | 5 | 12 097 |
| 509 | Miscellaneous durable goods ----- | 35 | (D) | (D) | EE | 29 | (D) | (D) | EE | 6 | 11 940 |
| 51 | Nondurable goods ----- | 74 | 128 937 | 11 219 | 517 | 64 | 77 017 | 9 989 | 496 | 10 | 51 920 |
| 511 | Paper and paper products ----- | 10 | 17 103 | 2 154 | 113 | 10 | 17 103 | 2 154 | 113 | - | - |
| 512 | Drugs, drug proprietaries, and druggists' sundries ----- | 3 | (D) | (D) | BB | 3 | (D) | (D) | BB | - | - |
| 513 | Apparel, piece goods, and notions ----- | 17 | 17 857 | 2 025 | 102 | 16 | (D) | (D) | CC | 1 | (D) |
| 514 | Groceries and related products ----- | 13 | 14 326 | 2 415 | 141 | 11 | (D) | (D) | CC | 2 | (D) |
| 515 | Farm-product raw materials ----- | 2 | (D) | (D) | AA | 1 | (D) | (D) | AA | 1 | (D) |
| 516 | Chemicals and allied products ----- | 5 | 9 512 | 387 | 13 | 3 | (D) | (D) | AA | 2 | (D) |
| 517 | Petroleum and petroleum products ----- | 1 | (D) | (D) | AA | 1 | (D) | (D) | AA | - | - |
| 518 | Beer, wine, and distilled alcoholic beverages ----- | 2 | (D) | (D) | AA | 1 | (D) | (D) | AA | 1 | (D) |
| 519 | Miscellaneous nondurable goods ----- | 21 | 28 045 | 3 045 | 102 | 18 | (D) | (D) | BB | 3 | (D) |
| COLORADO SPRINGS | | | | | | | | | | | |
| | Wholesale trade ----- | 447 | 924 707 | 108 712 | 4 270 | 397 | 725 971 | 89 975 | 3 808 | 50 | 198 736 |
| 50 | Durable goods ----- | 332 | 594 637 | 74 921 | 2 633 | 301 | 432 088 | 59 423 | 2 321 | 31 | 162 549 |
| 501 | Motor vehicles and motor vehicle parts and supplies ----- | 58 | 61 800 | 7 342 | 362 | 57 | (D) | (D) | EE | 1 | (D) |
| 502 | Furniture and homefurnishings ----- | 19 | 26 505 | 4 283 | 166 | 16 | 22 981 | 4 254 | 164 | 3 | 3 524 |
| 503 | Lumber and other construction materials ----- | 21 | (D) | (D) | CC | 17 | (D) | (D) | CC | 4 | 12 054 |
| 504 | Professional and commercial equipment and supplies ----- | 70 | 173 743 | 22 108 | 670 | 62 | (D) | (D) | EE | 8 | (D) |
| 505 | Metals and minerals, except petroleum ----- | 5 | (D) | (D) | BB | 5 | (D) | (D) | BB | - | - |
| 506 | Electrical goods ----- | 50 | 105 843 | 13 555 | 377 | 39 | (D) | (D) | EE | 11 | (D) |

CO-20 COLORADO

WHOLESALE TRADE—GEOGRAPHIC AREA SERIES

Table 5. Summary Statistics for Places With 200 Establishments or More: 1992 —Con.

[For meaning of abbreviations and symbols, see introductory text. For explanation of terms and comparability of 1987 and 1992 censuses, see appendix A. For information on geographic areas followed by ▲, see appendix F]

| SIC code | Geographic area and kind of business | Estab-lish-ments (number) | Sales (\$1,000) | Annual payroll (\$1,000) | Paid employees for pay period including March 12 (number) | Merchant wholesalers | | | Other operating types | | |
|---|---|---------------------------|------------------|--------------------------|---|---------------------------|------------------|--------------------------|---|---------------------------|------------------|
| | | | | | | Estab-lish-ments (number) | Sales (\$1,000) | Annual payroll (\$1,000) | Paid employees for pay period including March 12 (number) | Estab-lish-ments (number) | Sales (\$1,000) |
| COLORADO SPRINGS—Con. | | | | | | | | | | | |
| 50 | Durable goods —Con. | | | | | | | | | | |
| 507 | Hardware, and plumbing and heating equipment and supplies | 25 | (D) | (D) | CC | 24 | (D) | (D) | CC | 1 | (D) |
| 508 | Machinery, equipment, and supplies | 51 | 63 015 | 7 782 | 373 | 49 | (D) | (D) | EE | 2 | (D) |
| 509 | Miscellaneous durable goods | 33 | (D) | (D) | CC | 32 | (D) | (D) | CC | 1 | (D) |
| 51 | Nondurable goods | 115 | 330 070 | 33 791 | 1 637 | 96 | 293 883 | 30 552 | 1 487 | 19 | 36 187 |
| 511 | Paper and paper products | 26 | (D) | (D) | CC | 19 | (D) | (D) | CC | 7 | 4 216 |
| 512 | Drugs, drug proprietaries, and druggists' sundries | 5 | 3 629 | 680 | 48 | 5 | 3 629 | 680 | 48 | — | — |
| 513 | Apparel, piece goods, and notions | 6 | 4 834 | 367 | 18 | 5 | (D) | (D) | AA | 1 | (D) |
| 514 | Groceries and related products | 20 | 64 019 | 6 226 | 361 | 15 | (D) | (D) | EE | 5 | (D) |
| 515 | Farm-product raw materials | — | — | — | — | — | — | — | — | — | — |
| 516 | Chemicals and allied products | 8 | (D) | (D) | BB | 7 | 4 020 | 855 | 46 | 1 | (D) |
| 517 | Petroleum and petroleum products | 8 | 85 001 | 9 837 | 457 | 7 | (D) | (D) | EE | 1 | (D) |
| 518 | Beer, wine, and distilled alcoholic beverages | 5 | (D) | (D) | CC | 5 | (D) | (D) | CC | — | — |
| 519 | Miscellaneous nondurable goods | 37 | (D) | (D) | EE | 33 | (D) | (D) | CC | 4 | (D) |
| DENVER (Coextensive with Denver County, CO; see table 6.) | | | | | | | | | | | |
| ENGLEWOOD | | | | | | | | | | | |
| | Wholesale trade | 322 | 6 303 959 | 230 756 | 5 740 | 238 | 1 698 274 | 84 196 | 2 609 | 84 | 4 605 685 |
| 50 | Durable goods | 248 | 3 443 389 | 182 136 | 4 517 | 184 | 691 603 | 73 568 | 2 192 | 64 | 2 751 786 |
| 501 | Motor vehicles and motor vehicle parts and supplies | 35 | 1 112 060 | 7 289 | 246 | 29 | (D) | (D) | CC | 6 | (D) |
| 502 | Furniture and homefurnishings | 5 | 5 691 | 423 | 29 | 4 | (D) | (D) | BB | 1 | (D) |
| 503 | Lumber and other construction materials | 11 | 49 358 | 6 362 | 210 | 10 | (D) | (D) | CC | 1 | (D) |
| 504 | Professional and commercial equipment and supplies | 57 | 617 637 | 67 589 | 1 548 | 38 | 196 624 | 33 349 | 858 | 19 | 421 013 |
| 505 | Metals and minerals, except petroleum | 3 | (D) | (D) | AA | 1 | (D) | (D) | AA | 2 | (D) |
| 506 | Electrical goods | 49 | 901 255 | 71 223 | 1 591 | 28 | 201 240 | 9 163 | 227 | 21 | 700 015 |
| 507 | Hardware, and plumbing and heating equipment and supplies | 19 | 92 495 | 6 748 | 171 | 17 | (D) | (D) | CC | 2 | (D) |
| 508 | Machinery, equipment, and supplies | 45 | 597 964 | 16 642 | 447 | 36 | (D) | (D) | EE | 9 | (D) |
| 509 | Miscellaneous durable goods | 24 | (D) | (D) | EE | 21 | (D) | (D) | CC | 3 | (D) |
| 51 | Nondurable goods | 74 | 2 860 570 | 48 620 | 1 223 | 54 | 1 006 671 | 10 628 | 417 | 20 | 1 853 899 |
| 511 | Paper and paper products | 11 | (D) | (D) | CC | 7 | 4 732 | 637 | 38 | 4 | (D) |
| 512 | Drugs, drug proprietaries, and druggists' sundries | 7 | (D) | (D) | EE | 4 | 6 072 | 914 | 38 | 3 | (D) |
| 513 | Apparel, piece goods, and notions | 2 | (D) | (D) | AA | 2 | (D) | (D) | AA | — | — |
| 514 | Groceries and related products | 20 | 1 013 812 | 10 222 | 309 | 12 | 22 239 | 1 996 | 93 | 8 | 991 573 |
| 515 | Farm-product raw materials | 1 | (D) | (D) | AA | 1 | (D) | (D) | AA | — | — |
| 516 | Chemicals and allied products | 10 | 16 153 | 2 643 | 74 | 9 | (D) | (D) | BB | 1 | (D) |
| 517 | Petroleum and petroleum products | 6 | (D) | (D) | BB | 6 | (D) | (D) | BB | — | — |
| 518 | Beer, wine, and distilled alcoholic beverages | 3 | 18 131 | 1 972 | 62 | 3 | 18 131 | 1 972 | 62 | — | — |
| 519 | Miscellaneous nondurable goods | 14 | 70 867 | 5 758 | 150 | 10 | (D) | (D) | BB | 4 | (D) |
| LAKEWOOD | | | | | | | | | | | |
| | Wholesale trade | 240 | 945 479 | 54 294 | 1 765 | 181 | 362 728 | 38 761 | 1 409 | 59 | 582 751 |
| 50 | Durable goods | 175 | 524 810 | 38 492 | 1 188 | 130 | 299 243 | 30 405 | 1 015 | 45 | 225 567 |
| 501 | Motor vehicles and motor vehicle parts and supplies | 20 | 59 201 | 3 869 | 166 | 18 | (D) | (D) | CC | 2 | (D) |
| 502 | Furniture and homefurnishings | 7 | 6 642 | 871 | 29 | 5 | (D) | (D) | AA | 2 | (D) |
| 503 | Lumber and other construction materials | 5 | 9 472 | 1 078 | 49 | 4 | (D) | (D) | BB | 1 | (D) |
| 504 | Professional and commercial equipment and supplies | 43 | 59 410 | 8 749 | 307 | 33 | 40 183 | 7 289 | 278 | 10 | 19 227 |
| 505 | Metals and minerals, except petroleum | 6 | 80 806 | 2 793 | 68 | 4 | (D) | (D) | BB | 2 | (D) |
| 506 | Electrical goods | 32 | 195 231 | 10 823 | 271 | 22 | 123 976 | 8 470 | 219 | 10 | 71 255 |
| 507 | Hardware, and plumbing and heating equipment and supplies | 12 | 18 948 | 1 715 | 50 | 7 | 9 497 | 1 268 | 36 | 5 | 9 451 |
| 508 | Machinery, equipment, and supplies | 36 | 73 857 | 7 706 | 204 | 28 | 46 016 | 6 223 | 170 | 8 | 27 841 |
| 509 | Miscellaneous durable goods | 14 | 21 243 | 888 | 44 | 9 | 3 517 | 634 | 37 | 5 | 17 726 |
| 51 | Nondurable goods | 65 | 420 669 | 15 802 | 577 | 51 | 63 485 | 8 356 | 394 | 14 | 357 184 |
| 511 | Paper and paper products | 13 | 90 771 | 2 798 | 139 | 11 | (D) | (D) | CC | 2 | (D) |
| 512 | Drugs, drug proprietaries, and druggists' sundries | 2 | (D) | (D) | AA | 2 | (D) | (D) | AA | — | — |
| 513 | Apparel, piece goods, and notions | 5 | 3 719 | 403 | 45 | 5 | 3 719 | 403 | 45 | — | — |
| 514 | Groceries and related products | 16 | 256 198 | 3 073 | 118 | 11 | 5 235 | 628 | 41 | 5 | 250 963 |
| 515 | Farm-product raw materials | — | — | — | — | — | — | — | — | — | — |
| 516 | Chemicals and allied products | 6 | 26 825 | 4 048 | 89 | 5 | (D) | (D) | BB | 1 | (D) |

Table 5. Summary Statistics for Places With 200 Establishments or More: 1992 —Con.

[For meaning of abbreviations and symbols, see introductory text. For explanation of terms and comparability of 1987 and 1992 censuses, see appendix A. For information on geographic areas followed by ▲, see appendix F]

| SIC code | Geographic area and kind of business | Estab-lish-ments (number) | Sales (\$1,000) | Annual payroll (\$1,000) | Paid employees for pay period including March 12 (number) | Merchant wholesalers | | | Other operating types | | |
|-----------|---|---------------------------|-----------------|--------------------------|---|---------------------------|-----------------|--------------------------|---|---------------------------|-----------------|
| | | | | | | Estab-lish-ments (number) | Sales (\$1,000) | Annual payroll (\$1,000) | Paid employees for pay period including March 12 (number) | Estab-lish-ments (number) | Sales (\$1,000) |
| | LAKWOOD—Con. | | | | | | | | | | |
| 51 | Nondurable goods—Con. | | | | | | | | | | |
| 517 | Petroleum and petroleum products ----- | 3 | 13 877 | 1 056 | 24 | 2 | (D) | (D) | AA | 1 | (D) |
| 518 | Beer, wine, and distilled alcoholic beverages ----- | — | — | — | — | — | — | — | — | — | — |
| 519 | Miscellaneous nondurable goods ----- | 20 | (D) | (D) | CC | 15 | (D) | (D) | CC | 5 | 13 661 |

Table 6. Summary Statistics for Counties With 200 Establishments or More: 1992

[For meaning of abbreviations and symbols, see introductory text. For explanation of terms and comparability of 1987 and 1992 censuses, see appendix A. For information on geographic areas followed by ▲, see appendix F]

| SIC code | Geographic area and kind of business | Estab-lish-ments (number) | Sales (\$1,000) | Annual payroll (\$1,000) | Paid employees for pay period including March 12 (number) | Merchant wholesalers | | | Other operating types | | |
|-----------|---|---------------------------|------------------|--------------------------|---|---------------------------|------------------|--------------------------|---|---------------------------|------------------|
| | | | | | | Estab-lish-ments (number) | Sales (\$1,000) | Annual payroll (\$1,000) | Paid employees for pay period including March 12 (number) | Estab-lish-ments (number) | Sales (\$1,000) |
| | ADAMS COUNTY | | | | | | | | | | |
| | Wholesale trade ----- | 675 | 4 501 525 | 296 943 | 10 585 | 542 | 2 972 030 | 237 446 | 8 360 | 133 | 1 529 495 |
| 50 | Durable goods ----- | 472 | 2 651 971 | 186 667 | 6 542 | 383 | 1 621 433 | 149 999 | 5 220 | 89 | 1 030 538 |
| 501 | Motor vehicles and motor vehicle parts and supplies ----- | 82 | 860 810 | 37 128 | 1 474 | 70 | (D) | (D) | GG | 12 | (D) |
| 5012 | Automobiles and other motor vehicles ----- | 27 | 682 233 | 16 152 | 646 | 21 | (D) | (D) | EE | 6 | (D) |
| 5013 | Motor vehicle supplies and new parts ----- | 34 | 124 402 | 15 754 | 648 | 31 | 121 363 | 15 338 | 628 | 3 | 3 039 |
| 5014 | Tires and tubes ----- | 11 | (D) | (D) | CC | 8 | (D) | (D) | BB | 3 | (D) |
| 5015 | Motor vehicle parts, used ----- | 10 | (D) | (D) | BB | 10 | (D) | (D) | BB | — | — |
| 502 | Furniture and homefurnishings ----- | 24 | 95 702 | 6 868 | 278 | 17 | 58 531 | 6 059 | 236 | 7 | 37 171 |
| 5021 | Furniture ----- | 8 | (D) | (D) | BB | 6 | (D) | (D) | BB | 2 | (D) |
| 5023 | Homefurnishings ----- | 16 | (D) | (D) | CC | 11 | (D) | (D) | CC | 5 | (D) |
| 503 | Lumber and other construction materials ----- | 42 | 286 478 | 21 349 | 679 | 30 | 254 229 | 18 156 | 565 | 12 | 32 249 |
| 5031 | Lumber, plywood, millwork, and wood panels ----- | 13 | 182 903 | 10 940 | 348 | 11 | (D) | (D) | EE | 2 | (D) |
| 5032 | Brick, stone, and related construction materials ----- | 7 | 9 485 | 1 214 | 46 | 3 | 4 157 | 810 | 34 | 4 | 5 328 |
| 5033 | Roofing, siding, and insulation materials ----- | 6 | (D) | (D) | CC | 5 | 55 459 | 4 747 | 110 | 1 | (D) |
| 5039 | Construction materials, n.e.c. ----- | 16 | (D) | (D) | CC | 11 | (D) | (D) | CC | 5 | (D) |
| 504 | Professional and commercial equipment and supplies ----- | 53 | 146 309 | 17 983 | 578 | 45 | 131 590 | 16 845 | 541 | 8 | 14 719 |
| 5043 | Photographic equipment and supplies ----- | 1 | (D) | (D) | AA | 1 | (D) | (D) | AA | — | — |
| 5044 | Office equipment ----- | 7 | (D) | (D) | BB | 6 | (D) | (D) | BB | 1 | (D) |
| 5045 | Computers and computer peripheral equipment and software ----- | 24 | 64 818 | 9 874 | 292 | 20 | 57 413 | 9 490 | 282 | 4 | 7 405 |
| 5046 | Commercial equipment, n.e.c. ----- | 5 | 30 533 | 2 101 | 87 | 4 | (D) | (D) | BB | 1 | (D) |
| 5047 | Medical, dental, and hospital equipment and supplies ----- | 11 | 40 730 | 4 507 | 133 | 10 | (D) | (D) | CC | 1 | (D) |
| 5048 | Ophthalmic goods ----- | 3 | (D) | (D) | AA | 3 | (D) | (D) | AA | — | — |
| 5049 | Professional equipment and supplies, n.e.c. ----- | 2 | (D) | (D) | AA | 1 | (D) | (D) | AA | 1 | (D) |
| 505 | Metals and minerals, except petroleum ----- | 23 | 195 400 | 13 875 | 447 | 20 | 176 440 | 13 085 | 421 | 3 | 18 960 |
| 5051 | Metals service centers and offices ----- | 22 | (D) | (D) | EE | 19 | (D) | (D) | EE | 3 | 18 960 |
| 5052 | Coal and other minerals and ores ----- | 1 | (D) | (D) | AA | 1 | (D) | (D) | AA | — | — |
| 506 | Electrical goods ----- | 53 | 210 113 | 24 046 | 752 | 40 | 134 181 | 12 223 | 443 | 13 | 75 932 |
| 5063 | Electrical apparatus and equipment, wiring supplies, and construction materials ----- | 16 | 44 838 | 4 955 | 160 | 13 | (D) | (D) | CC | 3 | (D) |
| 5064 | Electrical appliances, television and radio sets ----- | 3 | (D) | (D) | AA | 2 | (D) | (D) | AA | 1 | (D) |
| 5065 | Electronic parts and equipment, n.e.c. ----- | 34 | (D) | (D) | FF | 25 | (D) | (D) | EE | 9 | 63 228 |
| 507 | Hardware, and plumbing and heating equipment and supplies ----- | 23 | (D) | (D) | CC | 19 | (D) | (D) | CC | 4 | 10 595 |
| 5072 | Hardware ----- | 8 | (D) | (D) | BB | 7 | 7 967 | 1 167 | 41 | 1 | (D) |
| 5074 | Plumbing and heating equipment and supplies (hydronics) ----- | 9 | (D) | (D) | BB | 7 | 11 028 | 1 326 | 52 | 2 | (D) |
| 5075 | Warm air heating and air-conditioning equipment and supplies ----- | 3 | (D) | (D) | BB | 2 | (D) | (D) | AA | 1 | (D) |
| 5078 | Refrigeration equipment and supplies ----- | 3 | (D) | (D) | BB | 3 | (D) | (D) | BB | — | — |
| 508 | Machinery, equipment, and supplies ----- | 116 | 694 353 | 49 258 | 1 698 | 93 | 318 067 | 41 166 | 1 398 | 23 | 376 286 |
| 5082 | Construction and mining (except petroleum) machinery and equipment ----- | 23 | 189 423 | 22 365 | 675 | 19 | 178 942 | 21 865 | 660 | 4 | 10 481 |
| 5083 | Farm and garden machinery and equipment ----- | 6 | (D) | (D) | BB | 4 | (D) | (D) | AA | 2 | (D) |
| 5084 | Industrial machinery and equipment ----- | 51 | 109 539 | 14 497 | 566 | 43 | (D) | (D) | FF | 8 | (D) |
| 5085 | Industrial supplies ----- | 24 | 68 943 | 6 201 | 304 | 17 | 27 946 | 3 298 | 129 | 7 | 40 997 |
| 5087 | Service establishment equipment and supplies ----- | 10 | 15 233 | 1 797 | 80 | 9 | (D) | (D) | BB | 1 | (D) |
| 5088 | Transportation equipment and supplies, except motor vehicles ----- | 2 | (D) | (D) | BB | 1 | (D) | (D) | AA | 1 | (D) |

Table 6. Summary Statistics for Counties With 200 Establishments or More: 1992 — Con.

[For meaning of abbreviations and symbols, see introductory text. For explanation of terms and comparability of 1987 and 1992 censuses, see appendix A. For information on geographic areas followed by ▲, see appendix F]

| SIC code | Geographic area and kind of business | Estab-lish-ments (number) | Sales (\$1,000) | Annual payroll (\$1,000) | Paid employees for pay period including March 12 (number) | Merchant wholesalers | | | Other operating types | | |
|----------------------------|--|---------------------------|-------------------|--------------------------|---|---------------------------|------------------|--------------------------|---|---------------------------|------------------|
| | | | | | | Estab-lish-ments (number) | Sales (\$1,000) | Annual payroll (\$1,000) | Paid employees for pay period including March 12 (number) | Estab-lish-ments (number) | Sales (\$1,000) |
| ADAMS COUNTY — Con. | | | | | | | | | | | |
| 50 | Durable goods — Con. | | | | | | | | | | |
| 509 | Miscellaneous durable goods ----- | 56 | (D) | (D) | EE | 49 | (D) | (D) | EE | 7 | (D) |
| 5091 | Sporting and recreational goods and supplies ---- | 9 | (D) | (D) | BB | 8 | (D) | (D) | BB | 1 | (D) |
| 5092 | Toys and hobby goods and supplies ----- | 8 | 22 961 | 2 858 | 123 | 7 | (D) | (D) | CC | 1 | (D) |
| 5093 | Scrap and waste materials ----- | 10 | 15 527 | 1 864 | 78 | 10 | 15 527 | 1 864 | 78 | — | — |
| 5094 | Jewelry, watches, precious stones, and precious metals----- | 16 | 17 990 | 1 431 | 52 | 15 | (D) | (D) | BB | 1 | (D) |
| 5099 | Durable goods, n.e.c. ----- | 13 | 56 601 | 4 710 | 178 | 9 | 47 624 | 4 535 | 165 | 4 | 8 977 |
| 51 | Nondurable goods ----- | 203 | 1 849 554 | 110 276 | 4 043 | 159 | 1 350 597 | 87 447 | 3 140 | 44 | 498 957 |
| 511 | Paper and paper products ----- | 17 | (D) | (D) | EE | 10 | (D) | (D) | EE | 7 | 14 732 |
| 5111 | Printing and writing paper ----- | 1 | (D) | (D) | AA | — | — | — | — | 1 | (D) |
| 5112 | Stationery and office supplies ----- | 13 | (D) | (D) | EE | 9 | (D) | (D) | EE | 4 | (D) |
| 5113 | Industrial and personal service paper ----- | 3 | (D) | (D) | BB | 1 | (D) | (D) | AA | 2 | (D) |
| 512 | Drugs, drug proprietaries, and druggists' sundries --- | 13 | 117 094 | 4 590 | 185 | 12 | (D) | (D) | CC | 1 | (D) |
| 5122 | Drugs, drug proprietaries, and druggists' sundries - | 13 | 117 094 | 4 590 | 185 | 12 | (D) | (D) | CC | 1 | (D) |
| 513 | Apparel, piece goods, and notions ----- | 25 | 153 490 | 2 692 | 116 | 14 | 16 990 | 1 563 | 84 | 11 | 136 500 |
| 5131 | Piece goods, notions, and other dry goods ----- | 4 | (D) | (D) | AA | 2 | (D) | (D) | AA | 2 | (D) |
| 5136 | Men's and boys' clothing and furnishings ----- | 10 | 138 933 | 2 087 | 83 | 7 | (D) | (D) | BB | 3 | (D) |
| 5137 | Women's, children's, and infants' clothing and accessories ----- | 11 | (D) | (D) | BB | 5 | (D) | (D) | AA | 6 | 8 555 |
| 5139 | Footwear ----- | — | — | — | — | — | — | — | — | — | — |
| 514 | Groceries and related products ----- | 47 | 839 036 | 49 486 | 1 831 | 39 | 715 405 | 39 361 | 1 287 | 8 | 123 631 |
| 5141 | Groceries, general line ----- | 4 | (D) | (D) | FF | 3 | (D) | (D) | EE | 1 | (D) |
| 5142 | Packaged frozen foods ----- | 2 | (D) | (D) | EE | 2 | (D) | (D) | EE | — | — |
| 5143 | Dairy products, except dried or canned ----- | 2 | (D) | (D) | CC | 2 | (D) | (D) | CC | — | — |
| 5144 | Poultry and poultry products ----- | — | — | — | — | — | — | — | — | — | — |
| 5145 | Confectionery ----- | 5 | (D) | (D) | EE | 4 | (D) | (D) | AA | 1 | (D) |
| 5146 | Fish and seafoods ----- | — | — | — | — | — | — | — | — | — | — |
| 5147 | Meats and meat products ----- | 12 | (D) | (D) | CC | 11 | 50 749 | 3 144 | 98 | 1 | (D) |
| 5148 | Fresh fruits and vegetables ----- | 8 | 15 753 | 1 516 | 69 | 8 | 15 753 | 1 516 | 69 | — | — |
| 5149 | Groceries and related products, n.e.c. ----- | 14 | (D) | (D) | EE | 9 | (D) | (D) | CC | 5 | 78 791 |
| 515 | Farm-product raw materials ----- | 6 | 23 595 | 923 | 30 | 5 | (D) | (D) | BB | 1 | (D) |
| 5153 | Grain and field beans ----- | 4 | (D) | (D) | BB | 4 | (D) | (D) | BB | — | — |
| 5154 | Livestock ----- | 2 | (D) | (D) | AA | 1 | (D) | (D) | AA | 1 | (D) |
| 5159 | Farm-product raw materials, n.e.c. ----- | — | — | — | — | — | — | — | — | — | — |
| 516 | Chemicals and allied products ----- | 13 | 69 171 | 3 505 | 119 | 9 | 18 587 | 2 315 | 86 | 4 | 50 584 |
| 5162 | Plastics materials and basic forms and shapes --- | 3 | 10 784 | 1 010 | 42 | 2 | (D) | (D) | BB | 1 | (D) |
| 5169 | Chemicals and allied products, n.e.c. ----- | 10 | 58 387 | 2 495 | 77 | 7 | (D) | (D) | BB | 3 | (D) |
| 517 | Petroleum and petroleum products ----- | 16 | 183 481 | 6 146 | 192 | 13 | (D) | (D) | CC | 3 | (D) |
| 5171 | Petroleum bulk stations and terminals ----- | 12 | (D) | (D) | CC | 10 | 73 282 | 3 115 | 118 | 2 | (D) |
| 5172 | Petroleum and petroleum products wholesalers, except bulk stations and terminals ----- | 4 | (D) | (D) | BB | 3 | (D) | (D) | AA | 1 | (D) |
| 518 | Beer, wine, and distilled alcoholic beverages ----- | 5 | 309 553 | 25 605 | 721 | 4 | (D) | (D) | FF | 1 | (D) |
| 5181 | Beer and ale ----- | 2 | (D) | (D) | CC | 1 | (D) | (D) | BB | 1 | (D) |
| 5182 | Wine and distilled alcoholic beverages ----- | 3 | (D) | (D) | EE | 3 | (D) | (D) | EE | — | — |
| 519 | Miscellaneous nondurable goods ----- | 61 | (D) | (D) | FF | 53 | (D) | (D) | EE | 8 | (D) |
| 5191 | Farm supplies ----- | 9 | 40 914 | 2 922 | 117 | 9 | 40 914 | 2 922 | 117 | — | — |
| 5192 | Books, periodicals, and newspapers ----- | 4 | 5 414 | 516 | 55 | 4 | 5 414 | 516 | 55 | — | — |
| 5193 | Flowers, nursery stock, and florists' supplies ----- | 12 | 24 895 | 3 639 | 174 | 12 | 24 895 | 3 639 | 174 | — | — |
| 5194 | Tobacco and tobacco products ----- | 2 | (D) | (D) | AA | 2 | (D) | (D) | AA | — | — |
| 5198 | Paints, varnishes, and supplies ----- | 4 | 12 023 | 1 365 | 44 | 2 | (D) | (D) | BB | 2 | (D) |
| 5199 | Nondurable goods, n.e.c. ----- | 30 | (D) | (D) | CC | 24 | 11 894 | 1 686 | 103 | 6 | (D) |
| ARAPAHOE COUNTY | | | | | | | | | | | |
| | Wholesale trade ----- | 1 062 | 15 201 266 | 524 717 | 13 644 | 726 | 5 608 798 | 233 527 | 7 133 | 336 | 9 592 468 |
| 50 | Durable goods ----- | 785 | 10 407 773 | 406 535 | 10 100 | 545 | 4 073 322 | 185 971 | 5 489 | 240 | 6 334 451 |
| 501 | Motor vehicles and motor vehicle parts and supplies ----- | 73 | 3 752 697 | 19 280 | 586 | 61 | 823 586 | 12 638 | 424 | 12 | 2 929 111 |
| 5012 | Automobiles and other motor vehicles ----- | 19 | 3 464 796 | 10 054 | 223 | 13 | (D) | (D) | CC | 6 | (D) |
| 5013 | Motor vehicle supplies and new parts ----- | 34 | (D) | (D) | EE | 29 | 132 606 | 5 659 | 226 | 5 | (D) |
| 5014 | Tires and tubes ----- | 5 | (D) | (D) | BB | 4 | (D) | (D) | BB | 1 | (D) |
| 5015 | Motor vehicle parts, used ----- | 15 | (D) | (D) | BB | 15 | (D) | (D) | BB | — | — |
| 502 | Furniture and homefurnishings ----- | 46 | 166 857 | 8 989 | 307 | 31 | 72 380 | 6 889 | 266 | 15 | 94 477 |
| 5021 | Furniture ----- | 28 | 53 906 | 2 843 | 136 | 15 | (D) | (D) | CC | 13 | (D) |
| 5023 | Homefurnishings----- | 18 | 112 951 | 6 146 | 171 | 16 | (D) | (D) | CC | 2 | (D) |
| 503 | Lumber and other construction materials ----- | 27 | 142 068 | 10 696 | 405 | 22 | 67 268 | 9 748 | 379 | 5 | 74 800 |
| 5031 | Lumber, plywood, millwork, and wood panels ----- | 14 | 51 780 | 7 201 | 302 | 12 | (D) | (D) | EE | 2 | (D) |
| 5032 | Brick, stone, and related construction materials --- | 3 | (D) | (D) | AA | 1 | (D) | (D) | AA | 2 | (D) |
| 5033 | Roofing, siding, and insulation materials ----- | 2 | (D) | (D) | AA | 2 | (D) | (D) | AA | — | — |
| 5039 | Construction materials, n.e.c. ----- | 8 | (D) | (D) | BB | 7 | (D) | (D) | BB | 1 | (D) |

Table 6. Summary Statistics for Counties With 200 Establishments or More: 1992 — Con.

[For meaning of abbreviations and symbols, see introductory text. For explanation of terms and comparability of 1987 and 1992 censuses, see appendix A. For information on geographic areas followed by ▲, see appendix F]

| SIC code | Geographic area and kind of business | Estab-lish-ments (number) | Sales (\$1,000) | Annual payroll (\$1,000) | Paid employees for pay period including March 12 (number) | Merchant wholesalers | | | | Other operating types | |
|-------------------------------|--|---------------------------|------------------|--------------------------|---|---------------------------|------------------|--------------------------|---|---------------------------|------------------|
| | | | | | | Estab-lish-ments (number) | Sales (\$1,000) | Annual payroll (\$1,000) | Paid employees for pay period including March 12 (number) | Estab-lish-ments (number) | Sales (\$1,000) |
| ARAPAHOE COUNTY — Con. | | | | | | | | | | | |
| 50 | Durable goods — Con. | | | | | | | | | | |
| 504 | Professional and commercial equipment and supplies | 198 | 3 369 409 | 184 661 | 4 236 | 141 | 2 361 071 | 86 723 | 2 317 | 57 | 1 008 338 |
| 5043 | Photographic equipment and supplies | 5 | (D) | (D) | CC | 3 | (D) | (D) | AA | 2 | (D) |
| 5044 | Office equipment | 20 | 173 392 | 30 475 | 718 | 13 | 26 997 | 6 431 | 215 | 7 | 146 395 |
| 5045 | Computers and computer peripheral equipment and software | 98 | 2 689 976 | 95 367 | 2 004 | 70 | 2 133 084 | 41 729 | 1 049 | 28 | 556 892 |
| 5046 | Commercial equipment, n.e.c. | 18 | (D) | (D) | BB | 14 | (D) | (D) | BB | 4 | (D) |
| 5047 | Medical, dental, and hospital equipment and supplies | 40 | 248 250 | 25 028 | 640 | 28 | 87 336 | 14 045 | 409 | 12 | 160 914 |
| 5048 | Ophthalmic goods | 7 | 6 793 | 1 336 | 37 | 5 | (D) | (D) | BB | 2 | (D) |
| 5049 | Professional equipment and supplies, n.e.c. | 10 | 95 900 | 21 339 | 536 | 8 | (D) | (D) | FF | 2 | (D) |
| 505 | Metals and minerals, except petroleum | 10 | (D) | (D) | BB | 6 | (D) | (D) | BB | 4 | 21 444 |
| 5051 | Metals service centers and offices | 9 | (D) | (D) | BB | 5 | (D) | (D) | AA | 4 | 21 444 |
| 5052 | Coal and other minerals and ores | 1 | (D) | (D) | AA | 1 | (D) | (D) | AA | — | — |
| 506 | Electrical goods | 190 | 1 843 153 | 121 528 | 2 780 | 114 | 409 947 | 29 631 | 790 | 76 | 1 433 206 |
| 5063 | Electrical apparatus and equipment, wiring supplies, and construction materials | 48 | 164 038 | 9 979 | 263 | 20 | 46 651 | 4 335 | 115 | 28 | 117 387 |
| 5064 | Electrical appliances, television and radio sets | 12 | 45 420 | 3 161 | 70 | 7 | 14 620 | 2 220 | 39 | 5 | 30 800 |
| 5065 | Electronic parts and equipment, n.e.c. | 130 | 1 633 695 | 108 388 | 2 447 | 87 | 348 676 | 23 076 | 636 | 43 | 1 285 019 |
| 507 | Hardware, and plumbing and heating equipment and supplies | 57 | 185 464 | 18 235 | 488 | 40 | 107 858 | 10 837 | 309 | 17 | 77 606 |
| 5072 | Hardware | 19 | 33 505 | 2 396 | 84 | 11 | (D) | (D) | BB | 8 | (D) |
| 5074 | Plumbing and heating equipment and supplies (hydronics) | 18 | 47 150 | 6 873 | 160 | 14 | 22 080 | 2 555 | 80 | 4 | 25 070 |
| 5075 | Warm air heating and air-conditioning equipment and supplies | 16 | 64 417 | 6 589 | 163 | 12 | 59 164 | 6 295 | 151 | 4 | 5 253 |
| 5078 | Refrigeration equipment and supplies | 4 | 40 392 | 2 377 | 81 | 3 | (D) | (D) | BB | 1 | (D) |
| 508 | Machinery, equipment, and supplies | 126 | 779 808 | 30 871 | 871 | 88 | 151 069 | 20 046 | 647 | 38 | 628 739 |
| 5082 | Construction and mining (except petroleum) machinery and equipment | 5 | (D) | (D) | CC | 4 | 5 497 | 570 | 25 | 1 | (D) |
| 5083 | Farm and garden machinery and equipment | 8 | (D) | (D) | BB | 6 | (D) | (D) | BB | 2 | (D) |
| 5084 | Industrial machinery and equipment | 59 | 160 500 | 13 423 | 387 | 35 | 81 121 | 10 701 | 314 | 24 | 79 379 |
| 5085 | Industrial supplies | 33 | (D) | (D) | CC | 24 | (D) | (D) | CC | 9 | (D) |
| 5087 | Service establishment equipment and supplies | 19 | 28 164 | 3 109 | 125 | 17 | (D) | (D) | CC | 2 | (D) |
| 5088 | Transportation equipment and supplies, except motor vehicles | 2 | (D) | (D) | AA | 2 | (D) | (D) | AA | — | — |
| 509 | Miscellaneous durable goods | 58 | (D) | (D) | EE | 42 | (D) | (D) | EE | 16 | 66 730 |
| 5091 | Sporting and recreational goods and supplies | 18 | 55 167 | 6 215 | 199 | 14 | (D) | (D) | CC | 4 | (D) |
| 5092 | Toys and hobby goods and supplies | 5 | 16 550 | 776 | 53 | 2 | (D) | (D) | BB | 3 | (D) |
| 5093 | Scrap and waste materials | 8 | (D) | (D) | BB | 8 | (D) | (D) | BB | — | — |
| 5094 | Jewelry, watches, precious stones, and precious metals | 9 | 1 725 | 183 | 17 | 9 | 1 725 | 183 | 17 | — | — |
| 5099 | Durable goods, n.e.c. | 18 | (D) | (D) | BB | 9 | (D) | (D) | BB | 9 | (D) |
| 51 | Nondurable goods | 277 | 4 793 493 | 118 182 | 3 544 | 181 | 1 535 476 | 47 556 | 1 644 | 96 | 3 258 017 |
| 511 | Paper and paper products | 50 | 378 292 | 9 446 | 417 | 34 | 46 446 | 4 794 | 278 | 16 | 331 846 |
| 5111 | Printing and writing paper | 7 | (D) | (D) | BB | 3 | (D) | (D) | BB | 4 | 41 520 |
| 5112 | Stationery and office supplies | 33 | (D) | (D) | EE | 23 | 39 592 | 3 473 | 220 | 10 | (D) |
| 5113 | Industrial and personal service paper | 10 | (D) | (D) | CC | 8 | (D) | (D) | BB | 2 | (D) |
| 512 | Drugs, drug proprietaries, and druggists' sundries | 18 | (D) | (D) | FF | 13 | 15 121 | 1 986 | 95 | 5 | (D) |
| 5122 | Drugs, drug proprietaries, and druggists' sundries | 18 | (D) | (D) | FF | 13 | 15 121 | 1 986 | 95 | 5 | (D) |
| 513 | Apparel, piece goods, and notions | 23 | 52 554 | 4 029 | 120 | 17 | 27 736 | 3 336 | 98 | 6 | 24 818 |
| 5131 | Piece goods, notions, and other dry goods | 5 | (D) | (D) | AA | 4 | (D) | (D) | AA | 1 | (D) |
| 5136 | Men's and boys' clothing and furnishings | 9 | 26 431 | 2 651 | 81 | 6 | 18 222 | 2 212 | 64 | 3 | 8 209 |
| 5137 | Women's, children's, and infants' clothing and accessories | 8 | 13 579 | 905 | 24 | 6 | (D) | (D) | BB | 2 | (D) |
| 5139 | Footwear | 1 | (D) | (D) | AA | 1 | (D) | (D) | AA | — | — |
| 514 | Groceries and related products | 66 | 2 066 442 | 48 976 | 1 514 | 35 | 342 461 | 21 822 | 602 | 31 | 1 723 981 |
| 5141 | Groceries, general line | 12 | (D) | (D) | FF | 5 | (D) | (D) | EE | 7 | 310 567 |
| 5142 | Packaged frozen foods | 4 | (D) | (D) | CC | 2 | (D) | (D) | BB | 2 | (D) |
| 5143 | Dairy products, except dried or canned | 2 | (D) | (D) | BB | 1 | (D) | (D) | AA | 1 | (D) |
| 5144 | Poultry and poultry products | 3 | (D) | (D) | BB | 2 | (D) | (D) | BB | 1 | (D) |
| 5145 | Confectionery | 8 | 52 776 | 4 098 | 297 | 6 | (D) | (D) | BB | 2 | (D) |
| 5146 | Fish and seafoods | — | — | — | — | — | — | — | — | — | — |
| 5147 | Meats and meat products | 10 | 539 489 | 3 465 | 112 | 4 | (D) | (D) | AA | 6 | (D) |
| 5148 | Fresh fruits and vegetables | 1 | (D) | (D) | AA | 1 | (D) | (D) | AA | — | — |
| 5149 | Groceries and related products, n.e.c. | 26 | 773 063 | 14 612 | 321 | 14 | (D) | (D) | BB | 12 | (D) |
| 515 | Farm-product raw materials | 4 | 4 095 | 317 | 14 | 4 | 4 095 | 317 | 14 | — | — |
| 5153 | Grain and field beans | 4 | 4 095 | 317 | 14 | 4 | 4 095 | 317 | 14 | — | — |
| 5154 | Livestock | — | — | — | — | — | — | — | — | — | — |
| 5159 | Farm-product raw materials, n.e.c. | — | — | — | — | — | — | — | — | — | — |
| 516 | Chemicals and allied products | 34 | 466 811 | 11 009 | 318 | 21 | 35 768 | 4 196 | 128 | 13 | 431 043 |
| 5162 | Plastics materials and basic forms and shapes | 7 | 33 293 | 1 455 | 56 | 4 | (D) | (D) | BB | 3 | (D) |
| 5169 | Chemicals and allied products, n.e.c. | 27 | 433 518 | 9 554 | 262 | 17 | (D) | (D) | BB | 10 | (D) |
| 517 | Petroleum and petroleum products | 16 | 982 801 | 3 026 | 115 | 13 | (D) | (D) | CC | 3 | (D) |
| 5171 | Petroleum bulk stations and terminals | 4 | (D) | (D) | BB | 4 | (D) | (D) | BB | — | — |
| 5172 | Petroleum and petroleum products wholesalers, except bulk stations and terminals | 12 | (D) | (D) | BB | 9 | (D) | (D) | BB | 3 | (D) |
| 518 | Beer, wine, and distilled alcoholic beverages | 8 | (D) | (D) | BB | 6 | (D) | (D) | BB | 2 | (D) |
| 5181 | Beer and ale | 3 | (D) | (D) | BB | 3 | (D) | (D) | BB | — | — |
| 5182 | Wine and distilled alcoholic beverages | 5 | 31 441 | 1 641 | 48 | 3 | (D) | (D) | BB | 2 | (D) |

Table 6. Summary Statistics for Counties With 200 Establishments or More: 1992 — Con.

[For meaning of abbreviations and symbols, see introductory text. For explanation of terms and comparability of 1987 and 1992 censuses, see appendix A. For information on geographic areas followed by ▲, see appendix F]

| SIC code | Geographic area and kind of business | Estab-lish-ments (number) | Sales (\$1,000) | Annual payroll (\$1,000) | Paid employees for pay period including March 12 (number) | Merchant wholesalers | | | Other operating types | | |
|---|---|---------------------------|-------------------|--------------------------|---|---------------------------|------------------|--------------------------|---|---------------------------|------------------|
| | | | | | | Estab-lish-ments (number) | Sales (\$1,000) | Annual payroll (\$1,000) | Paid employees for pay period including March 12 (number) | Estab-lish-ments (number) | Sales (\$1,000) |
| ARAPAHOE COUNTY—Con. | | | | | | | | | | | |
| 51 | Nondurable goods—Con. | | | | | | | | | | |
| 519 | Miscellaneous nondurable goods ----- | 58 | 250 153 | 14 256 | 457 | 38 | (D) | (D) | CC | 20 | (D) |
| 5191 | Farm supplies ----- | 11 | 89 484 | 5 127 | 107 | 5 | 2 501 | 456 | 11 | 6 | 86 983 |
| 5192 | Books, periodicals, and newspapers ----- | 4 | (D) | (D) | AA | 2 | (D) | (D) | AA | 2 | (D) |
| 5193 | Flowers, nursery stock, and florists' supplies ----- | 6 | 7 795 | 810 | 26 | 6 | 7 795 | 810 | 26 | — | — |
| 5194 | Tobacco and tobacco products ----- | 2 | (D) | (D) | CC | 1 | (D) | (D) | BB | 1 | (D) |
| 5198 | Paints, varnishes, and supplies ----- | 10 | 7 828 | 1 464 | 73 | 7 | (D) | (D) | BB | 3 | (D) |
| 5199 | Nondurable goods, n.e.c. ----- | 25 | (D) | (D) | CC | 17 | (D) | (D) | BB | 8 | (D) |
| BOULDER COUNTY (Coextensive with Boulder-Longmont, CO PMSA; see table 7.) | | | | | | | | | | | |
| DENVER COUNTY | | | | | | | | | | | |
| | Wholesale trade ----- | 1 967 | 15 771 929 | 880 615 | 28 656 | 1 485 | 6 355 271 | 569 204 | 20 848 | 482 | 9 416 658 |
| 50 | Durable goods ----- | 1 394 | 7 740 368 | 574 901 | 17 739 | 1 047 | 3 355 206 | 361 408 | 12 822 | 347 | 4 385 162 |
| 501 | Motor vehicles and motor vehicle parts and supplies ----- | 170 | 1 386 080 | 71 302 | 2 668 | 139 | 403 320 | 49 909 | 1 977 | 31 | 982 760 |
| 5012 | Automobiles and other motor vehicles ----- | 26 | 846 859 | 21 215 | 675 | 19 | (D) | (D) | FF | 7 | (D) |
| 5013 | Motor vehicle supplies and new parts ----- | 104 | 446 148 | 39 879 | 1 583 | 84 | 185 052 | 25 732 | 1 124 | 20 | 261 096 |
| 5014 | Tires and tubes ----- | 17 | 82 895 | 8 106 | 287 | 13 | (D) | (D) | CC | 4 | (D) |
| 5015 | Motor vehicle parts, used ----- | 23 | 10 178 | 2 102 | 123 | 23 | 10 178 | 2 102 | 123 | — | — |
| 502 | Furniture and home furnishings ----- | 122 | 405 439 | 33 685 | 1 206 | 87 | 195 834 | 28 453 | 1 031 | 35 | 209 605 |
| 5021 | Furniture ----- | 71 | 277 190 | 18 481 | 673 | 46 | 89 716 | 13 938 | 530 | 25 | 187 474 |
| 5023 | Home furnishings ----- | 51 | 128 249 | 15 204 | 533 | 41 | 106 118 | 14 515 | 501 | 10 | 22 131 |
| 503 | Lumber and other construction materials ----- | 105 | 522 707 | 38 858 | 1 381 | 76 | 346 695 | 30 005 | 1 113 | 29 | 176 012 |
| 5031 | Lumber, plywood, millwork, and wood panels ----- | 40 | 282 227 | 19 203 | 660 | 30 | 202 990 | 15 267 | 546 | 10 | 79 237 |
| 5032 | Brick, stone, and related construction materials ----- | 20 | 47 713 | 5 320 | 183 | 13 | 21 497 | 3 206 | 119 | 7 | 26 216 |
| 5033 | Roofing, siding, and insulation materials ----- | 21 | 115 422 | 5 891 | 208 | 17 | 61 904 | 5 207 | 191 | 4 | 53 518 |
| 5039 | Construction materials, n.e.c. ----- | 24 | 77 345 | 8 444 | 330 | 16 | 60 304 | 6 325 | 257 | 8 | 17 041 |
| 504 | Professional and commercial equipment and supplies ----- | 207 | 1 366 824 | 175 699 | 4 200 | 167 | 598 877 | 70 236 | 2 303 | 40 | 767 947 |
| 5043 | Photographic equipment and supplies ----- | 10 | 28 808 | 2 937 | 85 | 9 | (D) | (D) | BB | 1 | (D) |
| 5044 | Office equipment ----- | 39 | 111 114 | 22 141 | 746 | 33 | (D) | (D) | FF | 6 | (D) |
| 5045 | Computers and computer peripheral equipment and software ----- | 70 | 898 523 | 120 578 | 2 362 | 58 | 311 655 | 29 550 | 887 | 12 | 586 868 |
| 5046 | Commercial equipment, n.e.c. ----- | 30 | 88 364 | 7 373 | 276 | 20 | 52 502 | 6 320 | 237 | 10 | 35 862 |
| 5047 | Medical, dental, and hospital equipment and supplies ----- | 37 | 197 230 | 17 711 | 527 | 28 | 108 861 | 10 978 | 364 | 9 | 88 369 |
| 5048 | Ophthalmic goods ----- | 6 | 5 589 | 961 | 46 | 5 | (D) | (D) | BB | 1 | (D) |
| 5049 | Professional equipment and supplies, n.e.c. ----- | 15 | 37 196 | 3 998 | 158 | 14 | (D) | (D) | CC | 1 | (D) |
| 505 | Metals and minerals, except petroleum ----- | 42 | 267 925 | 15 181 | 465 | 30 | 139 258 | 12 199 | 394 | 12 | 128 667 |
| 5051 | Metals service centers and offices ----- | 41 | (D) | (D) | EE | 29 | (D) | (D) | EE | 12 | 128 667 |
| 5052 | Coal and other minerals and ores ----- | 1 | (D) | (D) | AA | 1 | (D) | (D) | AA | — | — |
| 506 | Electrical goods ----- | 189 | 1 644 566 | 67 271 | 2 029 | 123 | 498 309 | 37 737 | 1 322 | 66 | 1 146 257 |
| 5063 | Electrical apparatus and equipment, wiring supplies, and construction materials ----- | 89 | 427 727 | 32 174 | 979 | 54 | 240 137 | 20 932 | 690 | 35 | 187 590 |
| 5064 | Electrical appliances, television and radio sets ----- | 28 | 347 392 | 9 748 | 322 | 17 | 54 694 | 4 943 | 196 | 11 | 292 698 |
| 5065 | Electronic parts and equipment, n.e.c. ----- | 72 | 869 447 | 25 349 | 728 | 52 | 203 478 | 11 862 | 436 | 20 | 665 969 |
| 507 | Hardware, and plumbing and heating equipment and supplies ----- | 135 | 556 897 | 46 923 | 1 552 | 97 | 392 243 | 39 524 | 1 338 | 38 | 164 654 |
| 5072 | Hardware ----- | 48 | 187 599 | 18 129 | 641 | 36 | 155 608 | 16 940 | 604 | 12 | 31 991 |
| 5074 | Plumbing and heating equipment and supplies (hydronics) ----- | 61 | 289 614 | 20 995 | 648 | 42 | 170 883 | 15 677 | 502 | 19 | 118 731 |
| 5075 | Warm air heating and air-conditioning equipment and supplies ----- | 24 | (D) | (D) | EE | 17 | (D) | (D) | CC | 7 | 13 932 |
| 5078 | Refrigeration equipment and supplies ----- | 2 | (D) | (D) | AA | 2 | (D) | (D) | AA | — | — |
| 508 | Machinery, equipment, and supplies ----- | 306 | 1 248 946 | 97 082 | 2 967 | 224 | 507 865 | 66 283 | 2 178 | 82 | 741 081 |
| 5082 | Construction and mining (except petroleum) machinery and equipment ----- | 20 | 440 762 | 18 994 | 509 | 12 | (D) | (D) | CC | 8 | (D) |
| 5083 | Farm and garden machinery and equipment ----- | 14 | 49 211 | 4 599 | 150 | 7 | 32 579 | 3 838 | 135 | 7 | 16 632 |
| 5084 | Industrial machinery and equipment ----- | 149 | 357 140 | 39 407 | 1 193 | 101 | 213 302 | 27 273 | 863 | 48 | 143 838 |
| 5085 | Industrial supplies ----- | 71 | 291 816 | 21 179 | 629 | 56 | 110 003 | 14 574 | 465 | 15 | 181 813 |
| 5087 | Service establishment equipment and supplies ----- | 41 | 81 875 | 11 490 | 439 | 38 | 68 917 | 11 209 | 432 | 3 | 12 958 |
| 5088 | Transportation equipment and supplies, except motor vehicles ----- | 11 | 28 142 | 1 413 | 47 | 10 | (D) | (D) | BB | 1 | (D) |
| 509 | Miscellaneous durable goods ----- | 118 | 340 984 | 28 900 | 1 271 | 104 | 272 805 | 27 062 | 1 166 | 14 | 68 179 |
| 5091 | Sporting and recreational goods and supplies ----- | 31 | 102 015 | 8 406 | 367 | 25 | 86 219 | 7 685 | 290 | 6 | 15 796 |
| 5092 | Toys and hobby goods and supplies ----- | 9 | 12 498 | 1 152 | 59 | 9 | 12 498 | 1 152 | 59 | — | — |
| 5093 | Scrap and waste materials ----- | 26 | 113 234 | 11 805 | 541 | 25 | (D) | (D) | FF | 1 | (D) |
| 5094 | Jewelry, watches, precious stones, and precious metals ----- | 20 | 12 621 | 1 638 | 75 | 20 | 12 621 | 1 638 | 75 | — | — |
| 5099 | Durable goods, n.e.c. ----- | 32 | 100 616 | 5 899 | 229 | 25 | (D) | (D) | CC | 7 | (D) |

Table 6. Summary Statistics for Counties With 200 Establishments or More: 1992 — Con.

[For meaning of abbreviations and symbols, see introductory text. For explanation of terms and comparability of 1987 and 1992 censuses, see appendix A. For information on geographic areas followed by ▲, see appendix F]

| SIC code | Geographic area and kind of business | Estab-lish-ments (number) | Sales (\$1,000) | Annual payroll (\$1,000) | Paid employees for pay period including March 12 (number) | Merchant wholesalers | | | | Other operating types | |
|--|--|---------------------------|------------------|--------------------------|---|---------------------------|------------------|--------------------------|---|---------------------------|------------------|
| | | | | | | Estab-lish-ments (number) | Sales (\$1,000) | Annual payroll (\$1,000) | Paid employees for pay period including March 12 (number) | Estab-lish-ments (number) | Sales (\$1,000) |
| DENVER COUNTY — Con. | | | | | | | | | | | |
| 51 | Nondurable goods | 573 | 8 031 561 | 305 714 | 10 917 | 438 | 3 000 065 | 207 796 | 8 026 | 135 | 5 031 496 |
| 511 | Paper and paper products | 91 | 553 198 | 39 918 | 1 518 | 71 | 369 895 | 33 093 | 1 302 | 20 | 183 303 |
| 5111 | Printing and writing paper | 14 | 293 654 | 14 587 | 561 | 10 | 195 175 | 12 361 | 481 | 4 | 98 479 |
| 5112 | Stationery and office supplies | 56 | 214 152 | 19 962 | 796 | 43 | (D) | (D) | FF | 13 | (D) |
| 5113 | Industrial and personal service paper | 21 | 45 392 | 5 369 | 161 | 18 | (D) | (D) | CC | 3 | (D) |
| 512 | Drugs, drug proprietaries, and druggists' sundries | 22 | 474 453 | 18 943 | 510 | 16 | 307 225 | 6 898 | 279 | 6 | 167 228 |
| 5122 | Drugs, drug proprietaries, and druggists' sundries | 22 | 474 453 | 18 943 | 510 | 16 | 307 225 | 6 898 | 279 | 6 | 167 228 |
| 513 | Apparel, piece goods, and notions | 61 | 168 874 | 15 630 | 695 | 54 | 161 264 | 15 245 | 682 | 7 | 7 610 |
| 5131 | Piece goods, notions, and other dry goods | 26 | 46 281 | 6 067 | 304 | 22 | 40 910 | 5 770 | 295 | 4 | 5 371 |
| 5136 | Men's and boys' clothing and furnishings | 14 | (D) | (D) | BB | 13 | (D) | (D) | BB | 1 | (D) |
| 5137 | Women's, children's, and infants' clothing and accessories | 19 | 91 184 | 7 855 | 310 | 17 | (D) | (D) | EE | 2 | (D) |
| 5139 | Footwear | 2 | (D) | (D) | AA | 2 | (D) | (D) | AA | - | - |
| 514 | Groceries and related products | 154 | 2 693 474 | 120 772 | 4 298 | 110 | 1 167 669 | 83 407 | 3 022 | 44 | 1 525 805 |
| 5141 | Groceries, general line | 20 | 825 279 | 44 576 | 1 430 | 13 | 452 170 | 37 195 | 1 185 | 7 | 373 109 |
| 5142 | Packaged frozen foods | 12 | 257 861 | 11 017 | 371 | 10 | (D) | (D) | EE | 2 | (D) |
| 5143 | Dairy products, except dried or canned | 8 | 79 614 | 6 591 | 289 | 7 | (D) | (D) | EE | 1 | (D) |
| 5144 | Poultry and poultry products | 1 | (D) | (D) | AA | 1 | (D) | (D) | AA | - | - |
| 5145 | Confectionery | 12 | 307 315 | 8 782 | 318 | 5 | (D) | (D) | CC | 7 | (D) |
| 5146 | Fish and seafoods | 7 | 39 484 | 4 129 | 199 | 7 | 39 484 | 4 129 | 199 | - | - |
| 5147 | Meats and meat products | 17 | 210 433 | 7 911 | 307 | 15 | (D) | (D) | EE | 2 | (D) |
| 5148 | Fresh fruits and vegetables | 19 | 116 054 | 9 196 | 381 | 18 | (D) | (D) | EE | 1 | (D) |
| 5149 | Groceries and related products, n.e.c. | 58 | (D) | (D) | FF | 34 | 102 580 | 6 522 | 242 | 24 | (D) |
| 515 | Farm-product raw materials | 7 | 107 390 | 3 907 | 152 | 7 | 107 390 | 3 907 | 152 | - | - |
| 5153 | Grain and field beans | 4 | 98 780 | 3 039 | 100 | 4 | 98 780 | 3 039 | 100 | - | - |
| 5154 | Livestock | 1 | (D) | (D) | AA | 1 | (D) | (D) | AA | - | - |
| 5159 | Farm-product raw materials, n.e.c. | 2 | (D) | (D) | BB | 2 | (D) | (D) | BB | - | - |
| 516 | Chemicals and allied products | 54 | 260 208 | 23 506 | 777 | 35 | 137 877 | 16 185 | 517 | 19 | 122 331 |
| 5162 | Plastics materials and basic forms and shapes | 19 | 71 622 | 4 214 | 177 | 12 | 44 983 | 2 933 | 105 | 7 | 26 639 |
| 5169 | Chemicals and allied products, n.e.c. | 35 | 188 586 | 19 292 | 600 | 23 | 92 894 | 13 252 | 412 | 12 | 95 692 |
| 517 | Petroleum and petroleum products | 37 | 3 054 915 | 26 954 | 708 | 28 | 280 785 | 8 468 | 319 | 9 | 2 774 130 |
| 5171 | Petroleum bulk stations and terminals | 18 | 2 641 835 | 18 403 | 460 | 13 | (D) | (D) | CC | 5 | (D) |
| 5172 | Petroleum and petroleum products wholesalers, except bulk stations and terminals | 19 | 413 080 | 8 551 | 248 | 15 | (D) | (D) | CC | 4 | (D) |
| 518 | Beer, wine, and distilled alcoholic beverages | 10 | (D) | (D) | FF | 8 | 144 957 | 11 940 | 346 | 2 | (D) |
| 5181 | Beer and ale | 4 | 117 927 | 10 242 | 332 | 3 | (D) | (D) | CC | 1 | (D) |
| 5182 | Wine and distilled alcoholic beverages | 6 | (D) | (D) | CC | 5 | (D) | (D) | CC | 1 | (D) |
| 519 | Miscellaneous nondurable goods | 137 | (D) | (D) | GG | 109 | 323 003 | 28 653 | 1 407 | 28 | (D) |
| 5191 | Farm supplies | 22 | 57 059 | 4 598 | 207 | 18 | (D) | (D) | CC | 4 | (D) |
| 5192 | Books, periodicals, and newspapers | 17 | 216 083 | 12 090 | 484 | 10 | 115 528 | 8 578 | 397 | 7 | 100 555 |
| 5193 | Flowers, nursery stock, and florists' supplies | 18 | 30 946 | 5 034 | 258 | 16 | (D) | (D) | EE | 2 | (D) |
| 5194 | Tobacco and tobacco products | 3 | (D) | (D) | BB | 3 | (D) | (D) | BB | - | - |
| 5198 | Paints, varnishes, and supplies | 24 | 56 639 | 6 721 | 270 | 15 | 25 476 | 3 274 | 148 | 9 | 31 163 |
| 5199 | Nondurable goods, n.e.c. | 53 | 78 171 | 7 736 | 402 | 47 | (D) | (D) | EE | 6 | (D) |
| EL PASO COUNTY (Coextensive with Colorado Springs, CO MSA; see table 7.) | | | | | | | | | | | |
| JEFFERSON COUNTY | | | | | | | | | | | |
| | Wholesale trade | 746 | 2 350 552 | 153 614 | 5 072 | 551 | 938 133 | 112 578 | 4 071 | 195 | 1 412 419 |
| 50 | Durable goods | 552 | 1 714 387 | 120 812 | 3 787 | 404 | 760 395 | 91 851 | 3 114 | 148 | 953 992 |
| 501 | Motor vehicles and motor vehicle parts and supplies | 50 | (D) | (D) | EE | 46 | (D) | (D) | EE | 4 | (D) |
| 5012 | Automobiles and other motor vehicles | 10 | 42 549 | 2 275 | 104 | 10 | 42 549 | 2 275 | 104 | - | - |
| 5013 | Motor vehicle supplies and new parts | 29 | (D) | (D) | CC | 25 | 19 382 | 2 756 | 130 | 4 | (D) |
| 5014 | Tires and tubes | 5 | (D) | (D) | BB | 5 | (D) | (D) | BB | - | - |
| 5015 | Motor vehicle parts, used | 6 | (D) | (D) | BB | 6 | (D) | (D) | BB | - | - |
| 502 | Furniture and homefurnishings | 25 | (D) | (D) | CC | 16 | 13 227 | 2 191 | 97 | 9 | (D) |
| 5021 | Furniture | 9 | (D) | (D) | BB | 6 | 2 330 | 287 | 14 | 3 | (D) |
| 5023 | Homefurnishings | 16 | (D) | (D) | CC | 10 | 10 897 | 1 904 | 83 | 6 | (D) |
| 503 | Lumber and other construction materials | 18 | 36 933 | 2 601 | 111 | 12 | (D) | (D) | BB | 6 | (D) |
| 5031 | Lumber, plywood, millwork, and wood panels | 9 | (D) | (D) | BB | 7 | (D) | (D) | BB | 2 | (D) |
| 5032 | Brick, stone, and related construction materials | 4 | (D) | (D) | AA | 3 | (D) | (D) | AA | 1 | (D) |
| 5033 | Roofing, siding, and insulation materials | 3 | 19 527 | 578 | 15 | - | - | - | - | 3 | 19 527 |
| 5039 | Construction materials, n.e.c. | 2 | (D) | (D) | AA | 2 | (D) | (D) | AA | - | - |

Table 6. Summary Statistics for Counties With 200 Establishments or More: 1992 — Con.

[For meaning of abbreviations and symbols, see introductory text. For explanation of terms and comparability of 1987 and 1992 censuses, see appendix A. For information on geographic areas followed by ▲, see appendix F]

| SIC code | Geographic area and kind of business | Estab-lish-ments (number) | Sales (\$1,000) | Annual payroll (\$1,000) | Paid employees for pay period including March 12 (number) | Merchant wholesalers | | | Other operating types | | |
|------------------------------|--|---------------------------|-----------------|--------------------------|---|---------------------------|-----------------|--------------------------|---|---------------------------|-----------------|
| | | | | | | Estab-lish-ments (number) | Sales (\$1,000) | Annual payroll (\$1,000) | Paid employees for pay period including March 12 (number) | Estab-lish-ments (number) | Sales (\$1,000) |
| JEFFERSON COUNTY—Con. | | | | | | | | | | | |
| 50 | Durable goods —Con. | | | | | | | | | | |
| 504 | Professional and commercial equipment and supplies | 111 | 231 821 | 30 409 | 987 | 91 | 187 334 | 26 079 | 898 | 20 | 44 487 |
| 5043 | Photographic equipment and supplies | 5 | (D) | (D) | BB | 3 | 7 188 | 929 | 34 | 2 | (D) |
| 5044 | Office equipment | 12 | 19 961 | 4 755 | 214 | 11 | (D) | (D) | CC | 1 | (D) |
| 5045 | Computers and computer peripheral equipment and software | 37 | 49 516 | 7 009 | 231 | 32 | (D) | (D) | CC | 5 | (D) |
| 5046 | Commercial equipment, n.e.c. | 11 | (D) | (D) | BB | 8 | (D) | (D) | BB | 3 | (D) |
| 5047 | Medical, dental, and hospital equipment and supplies | 34 | 125 413 | 14 136 | 393 | 28 | (D) | (D) | EE | 6 | (D) |
| 5048 | Ophthalmic goods | 2 | (D) | (D) | AA | 1 | (D) | (D) | AA | 1 | (D) |
| 5049 | Professional equipment and supplies, n.e.c. | 10 | 15 969 | 2 037 | 55 | 8 | (D) | (D) | BB | 2 | (D) |
| 505 | Metals and minerals, except petroleum | 22 | 366 699 | 6 358 | 167 | 14 | 39 666 | 2 948 | 112 | 8 | 327 033 |
| 5051 | Metals service centers and offices | 19 | (D) | (D) | CC | 12 | (D) | (D) | CC | 7 | (D) |
| 5052 | Coal and other minerals and ores | 3 | (D) | (D) | CC | 2 | (D) | (D) | AA | 1 | (D) |
| 506 | Electrical goods | 107 | 399 730 | 26 477 | 702 | 70 | 189 069 | 18 605 | 503 | 37 | 210 661 |
| 5063 | Electrical apparatus and equipment, wiring supplies, and construction materials | 47 | 167 768 | 12 163 | 319 | 29 | 56 445 | 6 795 | 190 | 18 | 111 323 |
| 5064 | Electrical appliances, television and radio sets | 7 | (D) | (D) | AA | 5 | 2 897 | 229 | 8 | 2 | (D) |
| 5065 | Electronic parts and equipment, n.e.c. | 53 | (D) | (D) | EE | 36 | 129 727 | 11 581 | 305 | 17 | (D) |
| 507 | Hardware, and plumbing and heating equipment and supplies | 41 | 102 092 | 11 774 | 305 | 26 | 54 476 | 8 100 | 222 | 15 | 47 616 |
| 5072 | Hardware | 17 | 45 002 | 4 490 | 109 | 9 | (D) | (D) | BB | 8 | (D) |
| 5074 | Plumbing and heating equipment and supplies (hydronics) | 20 | 30 900 | 3 955 | 138 | 15 | 25 012 | 3 555 | 122 | 5 | 5 888 |
| 5075 | Warm air heating and air-conditioning equipment and supplies | 2 | (D) | (D) | AA | 1 | (D) | (D) | AA | 1 | (D) |
| 5078 | Refrigeration equipment and supplies | 2 | (D) | (D) | BB | 1 | (D) | (D) | BB | 1 | (D) |
| 508 | Machinery, equipment, and supplies | 122 | 317 555 | 24 597 | 698 | 88 | 152 609 | 18 363 | 579 | 34 | 164 946 |
| 5082 | Construction and mining (except petroleum) machinery and equipment | 14 | (D) | (D) | BB | 9 | 12 962 | 1 212 | 38 | 5 | (D) |
| 5083 | Farm and garden machinery and equipment | 3 | (D) | (D) | BB | 3 | (D) | (D) | BB | — | — |
| 5084 | Industrial machinery and equipment | 67 | 183 942 | 15 204 | 387 | 46 | 96 190 | 10 593 | 298 | 21 | 87 752 |
| 5085 | Industrial supplies | 18 | (D) | (D) | CC | 12 | (D) | (D) | BB | 6 | (D) |
| 5087 | Service establishment equipment and supplies | 19 | (D) | (D) | CC | 18 | (D) | (D) | CC | 1 | (D) |
| 5088 | Transportation equipment and supplies, except motor vehicles | 1 | (D) | (D) | AA | — | — | — | — | 1 | (D) |
| 509 | Miscellaneous durable goods | 56 | (D) | (D) | EE | 41 | 38 692 | 7 029 | 310 | 15 | (D) |
| 5091 | Sporting and recreational goods and supplies | 22 | 67 014 | 2 461 | 100 | 17 | 12 769 | 2 180 | 86 | 5 | 54 245 |
| 5092 | Toys and hobby goods and supplies | 2 | (D) | (D) | AA | 2 | (D) | (D) | AA | — | — |
| 5093 | Scrap and waste materials | 4 | (D) | (D) | AA | 3 | (D) | (D) | AA | 1 | (D) |
| 5094 | Jewelry, watches, precious stones, and precious metals | 4 | (D) | (D) | AA | 3 | (D) | (D) | AA | 1 | (D) |
| 5099 | Durable goods, n.e.c. | 24 | 39 479 | 4 868 | 219 | 16 | 23 680 | 4 537 | 206 | 8 | 15 799 |
| 51 | Nondurable goods | 194 | 636 165 | 32 802 | 1 285 | 147 | 177 738 | 20 727 | 957 | 47 | 458 427 |
| 511 | Paper and paper products | 30 | 111 002 | 4 427 | 230 | 25 | (D) | (D) | CC | 5 | (D) |
| 5111 | Printing and writing paper | 1 | (D) | (D) | AA | 1 | (D) | (D) | AA | — | — |
| 5112 | Stationery and office supplies | 21 | (D) | (D) | CC | 19 | 26 107 | 2 397 | 173 | 2 | (D) |
| 5113 | Industrial and personal service paper | 8 | 83 764 | 1 951 | 53 | 5 | (D) | (D) | BB | 3 | (D) |
| 512 | Drugs, drug proprietaries, and druggists' sundries | 7 | (D) | (D) | BB | 5 | 1 050 | 391 | 19 | 2 | (D) |
| 5122 | Drugs, drug proprietaries, and druggists' sundries | 7 | (D) | (D) | BB | 5 | 1 050 | 391 | 19 | 2 | (D) |
| 513 | Apparel, piece goods, and notions | 16 | (D) | (D) | BB | 13 | (D) | (D) | BB | 3 | 4 041 |
| 5131 | Piece goods, notions, and other dry goods | 2 | (D) | (D) | AA | 2 | (D) | (D) | AA | — | — |
| 5136 | Men's and boys' clothing and furnishings | 5 | (D) | (D) | BB | 4 | (D) | (D) | BB | 1 | (D) |
| 5137 | Women's, children's, and infants' clothing and accessories | 7 | (D) | (D) | BB | 6 | (D) | (D) | BB | 1 | (D) |
| 5139 | Footwear | 2 | (D) | (D) | AA | 1 | (D) | (D) | AA | 1 | (D) |
| 514 | Groceries and related products | 49 | (D) | (D) | EE | 36 | 41 537 | 2 715 | 155 | 13 | (D) |
| 5141 | Groceries, general line | 2 | (D) | (D) | AA | 1 | (D) | (D) | AA | 1 | (D) |
| 5142 | Packaged frozen foods | 2 | (D) | (D) | AA | 1 | (D) | (D) | AA | 1 | (D) |
| 5143 | Dairy products, except dried or canned | 4 | (D) | (D) | BB | 1 | (D) | (D) | AA | 3 | (D) |
| 5144 | Poultry and poultry products | — | — | — | — | — | — | — | — | — | — |
| 5145 | Confectionery | 10 | (D) | (D) | BB | 9 | 1 541 | 324 | 25 | 1 | (D) |
| 5146 | Fish and seafoods | — | — | — | — | — | — | — | — | — | — |
| 5147 | Meats and meat products | 5 | (D) | (D) | BB | 4 | 3 686 | 138 | 12 | 1 | (D) |
| 5148 | Fresh fruits and vegetables | 3 | (D) | (D) | AA | 3 | (D) | (D) | AA | — | — |
| 5149 | Groceries and related products, n.e.c. | 23 | (D) | (D) | CC | 17 | (D) | (D) | CC | 6 | (D) |
| 515 | Farm-product raw materials | 3 | (D) | (D) | AA | 2 | (D) | (D) | AA | 1 | (D) |
| 5153 | Grain and field beans | 1 | (D) | (D) | AA | 1 | (D) | (D) | AA | — | — |
| 5154 | Livestock | — | — | — | — | — | — | — | — | — | — |
| 5159 | Farm-product raw materials, n.e.c. | 2 | (D) | (D) | AA | 1 | (D) | (D) | AA | 1 | (D) |
| 516 | Chemicals and allied products | 21 | 61 039 | 7 499 | 162 | 13 | (D) | (D) | BB | 8 | (D) |
| 5162 | Plastics materials and basic forms and shapes | 5 | (D) | (D) | BB | 3 | (D) | (D) | BB | 2 | (D) |
| 5169 | Chemicals and allied products, n.e.c. | 16 | (D) | (D) | CC | 10 | (D) | (D) | BB | 6 | (D) |
| 517 | Petroleum and petroleum products | 6 | (D) | (D) | BB | 5 | 27 572 | 1 388 | 35 | 1 | (D) |
| 5171 | Petroleum bulk stations and terminals | 5 | (D) | (D) | BB | 4 | (D) | (D) | BB | 1 | (D) |
| 5172 | Petroleum and petroleum products wholesalers, except bulk stations and terminals | 1 | (D) | (D) | AA | 1 | (D) | (D) | AA | — | — |
| 518 | Beer, wine, and distilled alcoholic beverages | 2 | (D) | (D) | BB | 1 | (D) | (D) | AA | 1 | (D) |
| 5181 | Beer and ale | 1 | (D) | (D) | BB | — | — | — | — | 1 | (D) |
| 5182 | Wine and distilled alcoholic beverages | 1 | (D) | (D) | AA | 1 | (D) | (D) | AA | — | — |

Table 6. Summary Statistics for Counties With 200 Establishments or More: 1992 — Con.

[For meaning of abbreviations and symbols, see introductory text. For explanation of terms and comparability of 1987 and 1992 censuses, see appendix A. For information on geographic areas followed by ▲, see appendix F]

| SIC code | Geographic area and kind of business | Estab-lish-ments (number) | Sales (\$1,000) | Annual payroll (\$1,000) | Paid employees for pay period including March 12 (number) | Merchant wholesalers | | | Other operating types | | |
|---|--|---------------------------|-----------------|--------------------------|---|---------------------------|-----------------|--------------------------|---|---------------------------|-----------------|
| | | | | | | Estab-lish-ments (number) | Sales (\$1,000) | Annual payroll (\$1,000) | Paid employees for pay period including March 12 (number) | Estab-lish-ments (number) | Sales (\$1,000) |
| JEFFERSON COUNTY—Con. | | | | | | | | | | | |
| 51 | Nondurable goods — Con. | | | | | | | | | | |
| 519 | Miscellaneous nondurable goods | 60 | (D) | (D) | EE | 47 | (D) | (D) | EE | 13 | 19 256 |
| 5191 | Farm supplies | 7 | (D) | (D) | BB | 6 | (D) | (D) | BB | 1 | (D) |
| 5192 | Books, periodicals, and newspapers | 10 | 17 201 | 4 521 | 181 | 8 | (D) | (D) | CC | 2 | (D) |
| 5193 | Flowers, nursery stock, and florists' supplies | 6 | (D) | (D) | AA | 4 | 2 566 | 211 | 15 | 2 | (D) |
| 5194 | Tobacco and tobacco products | — | — | — | — | — | — | — | — | — | — |
| 5198 | Paints, varnishes, and supplies | 8 | 19 004 | 2 016 | 61 | 6 | (D) | (D) | BB | 2 | (D) |
| 5199 | Nondurable goods, n.e.c. | 29 | (D) | (D) | CC | 23 | (D) | (D) | CC | 6 | 4 325 |
| LARIMER COUNTY (Coextensive with Fort Collins–Loveland, CO MSA; see table 7.) | | | | | | | | | | | |
| WELD COUNTY (Coextensive with Greeley, CO PMSA; see table 7.) | | | | | | | | | | | |

Table 7. Summary Statistics for Metropolitan Areas: 1992

[For meaning of abbreviations and symbols, see introductory text. For explanation of terms and comparability of 1987 and 1992 censuses, see appendix A. For definitions of CMSA's, MSA's, and PMSA's, see appendix D]

| SIC code | Geographic area and kind of business | Estab-lish-ments (number) | Sales (\$1,000) | Annual payroll (\$1,000) | Paid employees for pay period including March 12 (number) | Merchant wholesalers | | | Other operating types | | |
|---------------------------------|---|---------------------------|------------------|--------------------------|---|---------------------------|-----------------|--------------------------|---|---------------------------|-----------------|
| | | | | | | Estab-lish-ments (number) | Sales (\$1,000) | Annual payroll (\$1,000) | Paid employees for pay period including March 12 (number) | Estab-lish-ments (number) | Sales (\$1,000) |
| COLORADO SPRINGS, CO MSA | | | | | | | | | | | |
| | Wholesale trade | 527 | 1 077 437 | 120 563 | 4 848 | 467 | 812 164 | 99 273 | 4 228 | 60 | 265 273 |
| 50 | Durable goods | 384 | 692 205 | 82 862 | 3 004 | 348 | 487 585 | 66 345 | 2 611 | 36 | 204 620 |
| 501 | Motor vehicles and motor vehicle parts and supplies | 70 | 107 101 | 10 120 | 527 | 68 | (D) | (D) | EE | 2 | (D) |
| 5012 | Automobiles and other motor vehicles | 13 | 55 733 | 3 307 | 154 | 11 | (D) | (D) | BB | 2 | (D) |
| 5013 | Motor vehicle supplies and new parts | 34 | 32 624 | 4 455 | 239 | 34 | 32 624 | 4 455 | 239 | — | — |
| 5014 | Tires and tubes | 7 | (D) | (D) | BB | 7 | (D) | (D) | BB | — | — |
| 5015 | Motor vehicle parts, used | 16 | (D) | (D) | BB | 16 | (D) | (D) | BB | — | — |
| 502 | Furniture and homefurnishings | 24 | 29 152 | 4 428 | 178 | 21 | 25 628 | 4 399 | 176 | 3 | 3 524 |
| 5021 | Furniture | 11 | 13 773 | 2 277 | 98 | 11 | 13 773 | 2 277 | 98 | — | — |
| 5023 | Homefurnishings | 13 | 15 379 | 2 151 | 80 | 10 | 11 855 | 2 122 | 78 | 3 | 3 524 |
| 503 | Lumber and other construction materials | 24 | 67 952 | 8 395 | 263 | 20 | 55 898 | 7 637 | 238 | 4 | 12 054 |
| 5031 | Lumber, plywood, millwork, and wood panels | 7 | 17 396 | 1 712 | 46 | 6 | (D) | (D) | BB | 1 | (D) |
| 5032 | Brick, stone, and related construction materials | 4 | 16 630 | 3 363 | 104 | 3 | (D) | (D) | BB | 1 | (D) |
| 5033 | Roofing, siding, and insulation materials | 6 | 20 298 | 1 358 | 35 | 5 | (D) | (D) | BB | 1 | (D) |
| 5039 | Construction materials, n.e.c. | 7 | 13 628 | 1 962 | 78 | 6 | (D) | (D) | BB | 1 | (D) |
| 504 | Professional and commercial equipment and supplies | 75 | 176 342 | 22 625 | 685 | 66 | 89 947 | 11 547 | 485 | 9 | 86 395 |
| 5043 | Photographic equipment and supplies | 1 | (D) | (D) | AA | 1 | (D) | (D) | AA | — | — |
| 5044 | Office equipment | 15 | 14 257 | 3 887 | 163 | 14 | (D) | (D) | CC | 1 | (D) |
| 5045 | Computers and computer peripheral equipment and software | 27 | 124 388 | 14 748 | 366 | 20 | (D) | (D) | CC | 7 | (D) |
| 5046 | Commercial equipment, n.e.c. | 10 | 19 563 | 1 797 | 63 | 10 | 19 563 | 1 797 | 63 | — | — |
| 5047 | Medical, dental, and hospital equipment and supplies | 13 | 10 142 | 1 096 | 50 | 13 | 10 142 | 1 096 | 50 | — | — |
| 5048 | Ophthalmic goods | 4 | 2 348 | 427 | 20 | 4 | 2 348 | 427 | 20 | — | — |
| 5049 | Professional equipment and supplies, n.e.c. | 5 | (D) | (D) | AA | 4 | (D) | (D) | AA | 1 | (D) |
| 505 | Metals and minerals, except petroleum | 6 | 13 381 | 1 443 | 65 | 6 | 13 381 | 1 443 | 65 | — | — |
| 5051 | Metals service centers and offices | 6 | 13 381 | 1 443 | 65 | 6 | 13 381 | 1 443 | 65 | — | — |
| 5052 | Coal and other minerals and ores | — | — | — | — | — | — | — | — | — | — |
| 506 | Electrical goods | 58 | 128 093 | 15 868 | 432 | 45 | 80 505 | 12 990 | 357 | 13 | 47 588 |
| 5063 | Electrical apparatus and equipment, wiring supplies, and construction materials | 24 | 51 324 | 7 236 | 188 | 19 | 42 587 | 6 315 | 165 | 5 | 8 737 |
| 5064 | Electrical appliances, television and radio sets | 4 | 5 591 | 1 042 | 33 | 4 | 5 591 | 1 042 | 33 | — | — |
| 5065 | Electronic parts and equipment, n.e.c. | 30 | 71 178 | 7 590 | 211 | 22 | 32 327 | 5 633 | 159 | 8 | 38 851 |

Table 7. Summary Statistics for Metropolitan Areas: 1992 – Con.

[For meaning of abbreviations and symbols, see introductory text. For explanation of terms and comparability of 1987 and 1992 censuses, see appendix A. For definitions of CMSA's, MSA's, and PMSA's, see appendix D]

| SIC code | Geographic area and kind of business | Estab-lish-ments (number) | Sales (\$1,000) | Annual payroll (\$1,000) | Paid employees for pay period including March 12 (number) | Merchant wholesalers | | | Other operating types | | |
|--|--|---------------------------|-----------------|--------------------------|---|---------------------------|-----------------|--------------------------|---|---------------------------|-----------------|
| | | | | | | Estab-lish-ments (number) | Sales (\$1,000) | Annual payroll (\$1,000) | Paid employees for pay period including March 12 (number) | Estab-lish-ments (number) | Sales (\$1,000) |
| COLORADO SPRINGS, CO MSA – Con. | | | | | | | | | | | |
| 50 | Durable goods – Con. | | | | | | | | | | |
| 507 | Hardware, and plumbing and heating equipment and supplies ----- | 31 | 72 335 | 7 217 | 248 | 29 | (D) | (D) | CC | 2 | (D) |
| 5072 | Hardware ----- | 11 | (D) | (D) | BB | 10 | 7 469 | 1 022 | (D) | 1 | (D) |
| 5074 | Plumbing and heating equipment and supplies (hydronics) ----- | 11 | 39 478 | 4 213 | 121 | 11 | 39 478 | 4 213 | 121 | – | – |
| 5075 | Warm air heating and air-conditioning equipment and supplies ----- | 7 | 17 186 | 1 933 | 65 | 6 | (D) | (D) | BB | 1 | (D) |
| 5078 | Refrigeration equipment and supplies ----- | 2 | (D) | (D) | AA | 2 | (D) | (D) | AA | – | – |
| 508 | Machinery, equipment, and supplies ----- | 59 | 69 161 | 8 458 | 412 | 57 | (D) | (D) | EE | 2 | (D) |
| 5082 | Construction and mining (except petroleum) machinery and equipment ----- | 1 | (D) | (D) | AA | 1 | (D) | (D) | AA | – | – |
| 5083 | Farm and garden machinery and equipment ----- | 7 | 7 231 | 682 | 37 | 7 | 7 231 | 682 | 37 | – | – |
| 5084 | Industrial machinery and equipment ----- | 16 | 29 684 | 2 243 | 86 | 15 | (D) | (D) | BB | 1 | (D) |
| 5085 | Industrial supplies ----- | 18 | 20 289 | 3 747 | 197 | 17 | (D) | (D) | CC | 1 | (D) |
| 5087 | Service establishment equipment and supplies ----- | 13 | 7 884 | 1 418 | 77 | 13 | 7 884 | 1 418 | 77 | – | – |
| 5088 | Transportation equipment and supplies, except motor vehicles ----- | 4 | (D) | (D) | AA | 4 | (D) | (D) | AA | – | – |
| 509 | Miscellaneous durable goods ----- | 37 | 28 688 | 4 308 | 194 | 36 | (D) | (D) | CC | 1 | (D) |
| 5091 | Sporting and recreational goods and supplies ----- | 7 | 2 832 | 326 | 12 | 7 | 2 832 | 326 | 12 | – | – |
| 5092 | Toys and hobby goods and supplies ----- | 2 | (D) | (D) | AA | 2 | (D) | (D) | AA | – | – |
| 5093 | Scrap and waste materials ----- | 8 | 4 772 | 822 | 36 | 8 | 4 772 | 822 | 36 | – | – |
| 5094 | Jewelry, watches, precious stones, and precious metals ----- | 13 | 6 396 | 720 | 43 | 12 | (D) | (D) | BB | 1 | (D) |
| 5099 | Durable goods, n.e.c. ----- | 7 | (D) | (D) | BB | 7 | (D) | (D) | BB | – | – |
| 51 | Nondurable goods ----- | 143 | 385 232 | 37 701 | 1 844 | 119 | 324 579 | 32 928 | 1 617 | 24 | 60 653 |
| 511 | Paper and paper products ----- | 28 | 58 124 | 4 668 | 224 | 21 | 53 908 | 4 309 | 213 | 7 | 4 216 |
| 5111 | Printing and writing paper ----- | 4 | (D) | (D) | BB | 4 | (D) | (D) | BB | – | – |
| 5112 | Stationery and office supplies ----- | 21 | 27 984 | 2 998 | 160 | 14 | 23 768 | 2 638 | 149 | 7 | 4 216 |
| 5113 | Industrial and personal service paper ----- | 3 | (D) | (D) | AA | 3 | (D) | (D) | AA | – | – |
| 512 | Drugs, drug proprietaries, and druggists' sundries ----- | 6 | (D) | (D) | BB | 6 | (D) | (D) | BB | – | – |
| 5122 | Drugs, drug proprietaries, and druggists' sundries ----- | 6 | (D) | (D) | BB | 6 | (D) | (D) | BB | – | – |
| 513 | Apparel, piece goods, and notions ----- | 9 | 6 877 | 514 | 33 | 8 | (D) | (D) | BB | 1 | (D) |
| 5131 | Piece goods, notions, and other dry goods ----- | 1 | (D) | (D) | AA | 1 | (D) | (D) | AA | – | – |
| 5136 | Men's and boys' clothing and furnishings ----- | 4 | 4 628 | 344 | 16 | 3 | (D) | (D) | AA | 1 | (D) |
| 5137 | Women's, children's, and infants' clothing and accessories ----- | 4 | (D) | (D) | AA | 4 | (D) | (D) | AA | – | – |
| 5139 | Footwear ----- | – | – | – | – | – | – | – | – | – | – |
| 514 | Groceries and related products ----- | 26 | 90 906 | 7 921 | 413 | 18 | 53 992 | 5 087 | 298 | 8 | 36 914 |
| 5141 | Groceries, general line ----- | 2 | (D) | (D) | BB | 1 | (D) | (D) | BB | 1 | (D) |
| 5142 | Packaged frozen foods ----- | 1 | (D) | (D) | AA | 1 | (D) | (D) | AA | – | – |
| 5143 | Dairy products, except dried or canned ----- | 1 | (D) | (D) | AA | – | – | – | (D) | 1 | (D) |
| 5144 | Poultry and poultry products ----- | – | – | – | – | – | – | – | – | – | – |
| 5145 | Confectionery ----- | 1 | (D) | (D) | AA | 1 | (D) | (D) | AA | – | – |
| 5146 | Fish and seafoods ----- | – | – | – | – | – | – | – | – | – | – |
| 5147 | Meats and meat products ----- | 1 | (D) | (D) | AA | – | – | – | (D) | 1 | (D) |
| 5148 | Fresh fruits and vegetables ----- | 6 | 30 215 | 3 434 | 226 | 6 | 30 215 | 3 434 | 226 | – | – |
| 5149 | Groceries and related products, n.e.c. ----- | 14 | 37 612 | 3 410 | 148 | 9 | 8 536 | 847 | 40 | 5 | 29 076 |
| 515 | Farm-product raw materials ----- | 1 | (D) | (D) | BB | – | – | – | (D) | 1 | (D) |
| 5153 | Grain and field beans ----- | – | – | – | – | – | – | – | – | – | – |
| 5154 | Livestock ----- | 1 | (D) | (D) | BB | – | – | – | (D) | 1 | (D) |
| 5159 | Farm-product raw materials, n.e.c. ----- | – | – | – | – | – | – | – | – | – | – |
| 516 | Chemicals and allied products ----- | 9 | 8 164 | 1 422 | 62 | 8 | (D) | (D) | BB | 1 | (D) |
| 5162 | Plastics materials and basic forms and shapes ----- | 3 | 2 472 | 263 | 10 | 3 | 2 472 | 263 | 10 | – | – |
| 5169 | Chemicals and allied products, n.e.c. ----- | 6 | 5 692 | 1 159 | 52 | 5 | (D) | (D) | BB | 1 | (D) |
| 517 | Petroleum and petroleum products ----- | 13 | 93 062 | 10 578 | 494 | 11 | (D) | (D) | EE | 2 | (D) |
| 5171 | Petroleum bulk stations and terminals ----- | 10 | (D) | (D) | CC | 9 | (D) | (D) | CC | 1 | (D) |
| 5172 | Petroleum and petroleum products wholesalers, except bulk stations and terminals ----- | 3 | (D) | (D) | EE | 2 | (D) | (D) | EE | 1 | (D) |
| 518 | Beer, wine, and distilled alcoholic beverages ----- | 6 | 61 212 | 5 718 | 205 | 6 | 61 212 | 5 718 | 205 | – | – |
| 5181 | Beer and ale ----- | 5 | (D) | (D) | CC | 5 | (D) | (D) | CC | – | – |
| 5182 | Wine and distilled alcoholic beverages ----- | 1 | (D) | (D) | BB | 1 | (D) | (D) | BB | – | – |
| 519 | Miscellaneous nondurable goods ----- | 45 | (D) | (D) | EE | 41 | 51 629 | 5 650 | (D) | 4 | (D) |
| 5191 | Farm supplies ----- | 6 | 6 826 | 630 | 43 | 6 | 6 826 | 630 | 43 | – | – |
| 5192 | Books, periodicals, and newspapers ----- | 9 | 15 966 | 1 563 | 92 | 8 | (D) | (D) | BB | 1 | (D) |
| 5193 | Flowers, nursery stock, and florists' supplies ----- | 8 | 8 513 | 1 265 | 72 | 8 | 8 513 | 1 265 | 72 | – | – |
| 5194 | Tobacco and tobacco products ----- | 2 | (D) | (D) | BB | 2 | (D) | (D) | BB | – | – |
| 5198 | Paints, varnishes, and supplies ----- | 4 | 3 803 | 807 | 32 | 3 | (D) | (D) | BB | 1 | (D) |
| 5199 | Nondurable goods, n.e.c. ----- | 16 | (D) | (D) | BB | 14 | (D) | (D) | BB | 2 | (D) |

Table 7. Summary Statistics for Metropolitan Areas: 1992 – Con.

[For meaning of abbreviations and symbols, see introductory text. For explanation of terms and comparability of 1987 and 1992 censuses, see appendix A. For definitions of CMSA's, MSA's, and PMSA's, see appendix D]

| SIC code | Geographic area and kind of business | Estab-lish-ments (number) | Sales (\$1,000) | Annual payroll (\$1,000) | Paid employees for pay period including March 12 (number) | Merchant wholesalers | | | | Other operating types | |
|--|---|---------------------------|-------------------|--------------------------|---|---------------------------|-------------------|--------------------------|---|---------------------------|-------------------|
| | | | | | | Estab-lish-ments (number) | Sales (\$1,000) | Annual payroll (\$1,000) | Paid employees for pay period including March 12 (number) | Estab-lish-ments (number) | Sales (\$1,000) |
| DENVER–BOULDER–GREELEY, CO CMSA | | | | | | | | | | | |
| | Wholesale trade ----- | 5 353 | 41 921 333 | 2 101 592 | 66 377 | 4 069 | 18 153 737 | 1 324 537 | 46 941 | 1 284 | 23 767 596 |
| 50 | Durable goods ----- | 3 794 | 24 888 025 | 1 441 729 | 43 174 | 2 869 | 10 948 910 | 896 480 | 30 625 | 925 | 13 939 115 |
| 501 | Motor vehicles and motor vehicle parts and supplies ----- | 452 | 6 192 780 | 144 941 | 5 544 | 391 | (D) | (D) | HH | 61 | (D) |
| 5012 | Automobiles and other motor vehicles ----- | 94 | 5 066 598 | 51 903 | 1 727 | 74 | 1 144 315 | 33 969 | 1 078 | 20 | 3 922 283 |
| 5013 | Motor vehicle supplies and new parts ----- | 242 | 817 500 | 71 062 | 2 929 | 209 | (D) | (D) | GG | 33 | (D) |
| 5014 | Tires and tubes ----- | 44 | (D) | (D) | FF | 36 | (D) | (D) | EE | 8 | 151 860 |
| 5015 | Motor vehicle parts, used ----- | 72 | (D) | (D) | EE | 72 | (D) | (D) | EE | - | - |
| 502 | Furniture and homefurnishings ----- | 241 | (D) | (D) | GG | 171 | 358 293 | 46 310 | (D) | 70 | (D) |
| 5021 | Furniture ----- | 130 | (D) | (D) | GG | 85 | 132 668 | 20 182 | (D) | 45 | (D) |
| 5023 | Homefurnishings ----- | 111 | (D) | (D) | GG | 86 | 225 625 | 26 128 | (D) | 25 | (D) |
| 503 | Lumber and other construction materials ----- | 225 | 1 062 845 | 79 698 | 2 802 | 163 | (D) | (D) | GG | 62 | (D) |
| 5031 | Lumber, plywood, millwork, and wood panels ----- | 95 | (D) | (D) | GG | 73 | 461 408 | 35 808 | (D) | 22 | (D) |
| 5032 | Brick, stone, and related construction materials ----- | 39 | 133 268 | 8 063 | 278 | 24 | (D) | (D) | CC | 15 | (D) |
| 5033 | Roofing, siding, and insulation materials ----- | 33 | (D) | (D) | EE | 25 | 125 734 | 10 518 | (D) | 8 | (D) |
| 5039 | Construction materials, n.e.c. ----- | 58 | (D) | (D) | FF | 41 | (D) | (D) | EE | 17 | (D) |
| 504 | Professional and commercial equipment and supplies ----- | 702 | 6 613 327 | 482 068 | 11 858 | 555 | 3 827 121 | 237 544 | 7 168 | 147 | 2 786 206 |
| 5043 | Photographic equipment and supplies ----- | 24 | 182 127 | 12 932 | 349 | 18 | (D) | (D) | CC | 6 | (D) |
| 5044 | Office equipment ----- | 92 | 324 581 | 61 590 | 1 867 | 77 | 119 518 | 30 115 | 1 121 | 15 | 205 063 |
| 5045 | Computers and computer peripheral equipment and software ----- | 299 | 5 050 495 | 287 941 | 6 210 | 236 | (D) | (D) | HH | 63 | (D) |
| 5046 | Commercial equipment, n.e.c. ----- | 75 | 156 109 | 15 991 | 620 | 57 | (D) | (D) | FF | 18 | (D) |
| 5047 | Medical, dental, and hospital equipment and supplies ----- | 149 | (D) | (D) | GG | 115 | 373 136 | 45 298 | (D) | 34 | (D) |
| 5048 | Ophthalmic goods ----- | 22 | (D) | (D) | CC | 18 | (D) | (D) | CC | 4 | 3 284 |
| 5049 | Professional equipment and supplies, n.e.c. ----- | 41 | (D) | (D) | FF | 34 | (D) | (D) | FF | 7 | (D) |
| 505 | Metals and minerals, except petroleum ----- | 106 | (D) | (D) | GG | 79 | (D) | (D) | GG | 27 | 496 104 |
| 5051 | Metals service centers and offices ----- | 99 | 829 781 | 39 355 | 1 266 | 73 | (D) | (D) | GG | 26 | (D) |
| 5052 | Coal and other minerals and ores ----- | 7 | (D) | (D) | BB | 6 | (D) | (D) | AA | 1 | (D) |
| 506 | Electrical goods ----- | 616 | 4 374 239 | 256 055 | 6 770 | 398 | 1 346 882 | 109 866 | 3 426 | 218 | 3 027 357 |
| 5063 | Electrical apparatus and equipment, wiring supplies, and construction materials ----- | 222 | (D) | (D) | GG | 135 | (D) | (D) | GG | 87 | 443 653 |
| 5064 | Electrical appliances, television and radio sets ----- | 52 | (D) | (D) | EE | 31 | (D) | (D) | CC | 21 | 341 285 |
| 5065 | Electronic parts and equipment, n.e.c. ----- | 342 | (D) | (D) | HH | 232 | (D) | (D) | GG | 110 | 2 242 419 |
| 507 | Hardware, and plumbing and heating equipment and supplies ----- | 285 | 915 776 | 84 202 | 2 631 | 209 | (D) | (D) | GG | 76 | (D) |
| 5072 | Hardware ----- | 107 | 281 577 | 27 222 | 922 | 77 | (D) | (D) | FF | 30 | (D) |
| 5074 | Plumbing and heating equipment and supplies (hydronics) ----- | 117 | (D) | (D) | GG | 86 | 241 177 | 24 090 | (D) | 31 | (D) |
| 5075 | Warm air heating and air-conditioning equipment and supplies ----- | 49 | (D) | (D) | EE | 36 | 129 934 | 13 693 | (D) | 13 | (D) |
| 5078 | Refrigeration equipment and supplies ----- | 12 | (D) | (D) | CC | 10 | (D) | (D) | CC | 2 | (D) |
| 508 | Machinery, equipment, and supplies ----- | 798 | 3 236 412 | 221 529 | 7 002 | 599 | 1 288 699 | 163 745 | 5 516 | 199 | 1 947 713 |
| 5082 | Construction and mining (except petroleum) machinery and equipment ----- | 68 | 1 184 499 | 50 038 | 1 374 | 50 | 270 791 | 32 628 | 980 | 18 | 913 708 |
| 5083 | Farm and garden machinery and equipment ----- | 69 | (D) | (D) | FF | 57 | 113 713 | 14 012 | (D) | 12 | (D) |
| 5084 | Industrial machinery and equipment ----- | 376 | 878 316 | 87 814 | 2 728 | 259 | (D) | (D) | GG | 117 | (D) |
| 5085 | Industrial supplies ----- | 164 | 511 676 | 40 098 | 1 320 | 124 | (D) | (D) | FF | 40 | (D) |
| 5087 | Service establishment equipment and supplies ----- | 99 | (D) | (D) | FF | 91 | 113 210 | 18 588 | (D) | 8 | (D) |
| 5088 | Transportation equipment and supplies, except motor vehicles ----- | 22 | (D) | (D) | CC | 18 | (D) | (D) | CC | 4 | (D) |
| 509 | Miscellaneous durable goods ----- | 369 | (D) | (D) | HH | 304 | (D) | (D) | HH | 65 | 254 607 |
| 5091 | Sporting and recreational goods and supplies ----- | 111 | 330 967 | 28 597 | 1 146 | 88 | (D) | (D) | GG | 23 | (D) |
| 5092 | Toys and hobby goods and supplies ----- | 30 | 66 410 | 6 186 | 284 | 24 | (D) | (D) | EE | 6 | (D) |
| 5093 | Scrap and waste materials ----- | 63 | 149 183 | 17 565 | 820 | 61 | (D) | (D) | FF | 2 | (D) |
| 5094 | Jewelry, watches, precious stones, and precious metals ----- | 63 | (D) | (D) | CC | 60 | 33 854 | 3 830 | (D) | 3 | (D) |
| 5099 | Durable goods, n.e.c. ----- | 102 | (D) | (D) | FF | 71 | 138 988 | 15 912 | (D) | 31 | (D) |
| 51 | Nondurable goods ----- | 1 559 | 17 033 308 | 659 863 | 23 203 | 1 200 | 7 204 827 | 428 057 | 16 316 | 359 | 9 828 481 |
| 511 | Paper and paper products ----- | 217 | 1 169 082 | 65 786 | 2 743 | 165 | 522 320 | 51 679 | 2 324 | 52 | 646 762 |
| 5111 | Printing and writing paper ----- | 25 | (D) | (D) | FF | 16 | (D) | (D) | FF | 9 | (D) |
| 5112 | Stationery and office supplies ----- | 143 | (D) | (D) | GG | 113 | 259 197 | 30 260 | (D) | 30 | (D) |
| 5113 | Industrial and personal service paper ----- | 49 | (D) | (D) | EE | 36 | (D) | (D) | EE | 13 | 387 986 |
| 512 | Drugs, drug proprietaries, and druggists' sundries ----- | 71 | 1 315 376 | 71 751 | 1 977 | 56 | 462 942 | 16 812 | 706 | 15 | 852 434 |
| 5122 | Drugs, drug proprietaries, and druggists' sundries ----- | 71 | 1 315 376 | 71 751 | 1 977 | 56 | 462 942 | 16 812 | 706 | 15 | 852 434 |
| 513 | Apparel, piece goods, and notions ----- | 157 | (D) | (D) | GG | 127 | 251 496 | 24 178 | (D) | 30 | (D) |
| 5131 | Piece goods, notions, and other dry goods ----- | 43 | (D) | (D) | EE | 36 | (D) | (D) | EE | 7 | (D) |
| 5136 | Men's and boys' clothing and furnishings ----- | 54 | (D) | (D) | EE | 45 | (D) | (D) | EE | 9 | (D) |
| 5137 | Women's, children's, and infants' clothing and accessories ----- | 53 | (D) | (D) | EE | 41 | 102 011 | 9 340 | (D) | 12 | (D) |
| 5139 | Footwear ----- | 7 | (D) | (D) | BB | 5 | (D) | (D) | BB | 2 | (D) |
| 514 | Groceries and related products ----- | 368 | 6 140 945 | 237 390 | 8 435 | 265 | 2 351 600 | 156 299 | 5 494 | 103 | 3 789 345 |
| 5141 | Groceries, general line ----- | 42 | (D) | (D) | HH | 25 | 961 130 | 64 825 | (D) | 17 | (D) |
| 5142 | Packaged frozen foods ----- | 21 | (D) | (D) | FF | 16 | (D) | (D) | FF | 5 | 126 593 |
| 5143 | Dairy products, except dried or canned ----- | 22 | (D) | (D) | FF | 16 | 215 802 | 10 966 | (D) | 6 | (D) |
| 5144 | Poultry and poultry products ----- | 4 | 42 530 | 1 088 | 43 | 3 | (D) | (D) | BB | 1 | (D) |
| 5145 | Confectionery ----- | 37 | (D) | (D) | FF | 26 | (D) | (D) | CC | 11 | 335 761 |

CO-30 COLORADO

WHOLESALE TRADE—GEOGRAPHIC AREA SERIES

Table 7. Summary Statistics for Metropolitan Areas: 1992 – Con.

[For meaning of abbreviations and symbols, see introductory text. For explanation of terms and comparability of 1987 and 1992 censuses, see appendix A. For definitions of CMSA's, MSA's, and PMSA's, see appendix D]

| SIC code | Geographic area and kind of business | Estab-lish-ments (number) | Sales (\$1,000) | Annual payroll (\$1,000) | Paid employees for pay period including March 12 (number) | Merchant wholesalers | | | Other operating types | |
|---|--|---------------------------|------------------|--------------------------|---|---------------------------|------------------|--------------------------|---|---------------------------|
| | | | | | | Estab-lish-ments (number) | Sales (\$1,000) | Annual payroll (\$1,000) | Paid employees for pay period including March 12 (number) | Estab-lish-ments (number) |
| DENVER–BOULDER–GREELEY, CO CMSA–Con. | | | | | | | | | | |
| 51 | Nondurable goods – Con. | | | | | | | | | |
| 514 | Groceries and related products –Con. | | | | | | | | | |
| 5146 | Fish and seafoods | 7 | 39 484 | 4 129 | 199 | 7 | 39 484 | 4 129 | 199 | – |
| 5147 | Meats and meat products | 48 | (D) | (D) | FF | 37 | (D) | (D) | EE | 11 (D) |
| 5148 | Fresh fruits and vegetables | 44 | (D) | (D) | FF | 43 | 182 116 | 15 193 | (D) | 1 (D) |
| 5149 | Groceries and related products, n.e.c. | 143 | (D) | (D) | GG | 92 | (D) | (D) | FF | 51 1 737 135 |
| 515 | Farm-product raw materials | 64 | 542 071 | 12 334 | 529 | 59 | 317 724 | 11 189 | 485 | 5 224 347 |
| 5153 | Grain and field beans | 46 | 319 680 | 9 014 | 323 | 45 | (D) | (D) | EE | 1 (D) |
| 5154 | Livestock | 8 | 180 778 | 1 145 | 74 | 5 | (D) | (D) | BB | 3 (D) |
| 5159 | Farm-product raw materials, n.e.c. | 10 | 41 613 | 2 175 | 132 | 9 | (D) | (D) | CC | 3 (D) |
| 516 | Chemicals and allied products | 142 | (D) | (D) | GG | 94 | (D) | (D) | FF | 48 (D) |
| 5162 | Plastics materials and basic forms and shapes ... | 39 | 138 940 | 7 709 | 317 | 23 | (D) | (D) | CC | 16 (D) |
| 5169 | Chemicals and allied products, n.e.c. | 103 | (D) | (D) | GG | 71 | (D) | (D) | FF | 32 607 278 |
| 517 | Petroleum and petroleum products | 95 | 4 301 461 | 39 855 | 1 174 | 79 | 1 428 604 | 18 932 | 715 | 16 2 872 857 |
| 5171 | Petroleum bulk stations and terminals | 54 | 2 810 242 | 25 382 | 756 | 46 | (D) | (D) | EE | 8 (D) |
| 5172 | Petroleum and petroleum products wholesalers, except bulk stations and terminals | 41 | 1 491 219 | 14 473 | 418 | 33 | (D) | (D) | EE | 8 (D) |
| 518 | Beer, wine, and distilled alcoholic beverages | 34 | (D) | (D) | GG | 27 | (D) | (D) | GG | 7 (D) |
| 5181 | Beer and ale | 17 | (D) | (D) | FF | 14 | (D) | (D) | EE | 3 (D) |
| 5182 | Wine and distilled alcoholic beverages | 17 | (D) | (D) | FF | 13 | (D) | (D) | FF | 4 (D) |
| 519 | Miscellaneous nondurable goods | 411 | (D) | (D) | HH | 328 | (D) | (D) | HH | 83 416 227 |
| 5191 | Farm supplies | 85 | (D) | (D) | FF | 71 | 159 390 | 12 244 | (D) | 14 (D) |
| 5192 | Books, periodicals, and newspapers | 47 | (D) | (D) | FF | 32 | (D) | (D) | FF | 15 (D) |
| 5193 | Flowers, nursery stock, and florists' supplies | 47 | 79 023 | 11 103 | 559 | 43 | (D) | (D) | FF | 4 (D) |
| 5194 | Tobacco and tobacco products | 10 | (D) | (D) | FF | 9 | 655 815 | 23 397 | (D) | 1 (D) |
| 5198 | Paints, varnishes, and supplies | 50 | 97 727 | 11 888 | 467 | 34 | 53 707 | 7 720 | 320 | 16 44 020 |
| 5199 | Nondurable goods, n.e.c. | 172 | (D) | (D) | FF | 139 | (D) | (D) | FF | 33 (D) |
| Boulder–Longmont, CO PMSA | | | | | | | | | | |
| | Wholesale trade | 516 | 2 963 998 | 183 035 | 5 617 | 430 | 1 639 529 | 119 214 | 4 067 | 86 1 324 469 |
| 50 | Durable goods | 355 | 2 011 992 | 119 279 | 3 444 | 291 | 907 054 | 78 411 | 2 572 | 64 1 104 938 |
| 501 | Motor vehicles and motor vehicle parts and supplies | 28 | (D) | (D) | CC | 26 | (D) | (D) | CC | 2 (D) |
| 5012 | Automobiles and other motor vehicles | 4 | 13 047 | 276 | 7 | 3 | (D) | (D) | AA | 1 (D) |
| 5013 | Motor vehicle supplies and new parts | 21 | 25 224 | 3 387 | 149 | 20 | (D) | (D) | CC | 1 (D) |
| 5014 | Tires and tubes | 1 | (D) | (D) | AA | 1 | (D) | (D) | AA | – |
| 5015 | Motor vehicle parts, used | 2 | (D) | (D) | AA | 2 | (D) | (D) | AA | – |
| 502 | Furniture and homefurnishings | 15 | 17 899 | 2 112 | 94 | 14 | (D) | (D) | BB | 1 (D) |
| 5021 | Furniture | 8 | 8 740 | 1 280 | 60 | 8 | 8 740 | 1 280 | 60 | – |
| 5023 | Homefurnishings..... | 7 | 9 159 | 832 | 34 | 6 | (D) | (D) | BB | 1 (D) |
| 503 | Lumber and other construction materials | 19 | 43 127 | 4 097 | 127 | 12 | 17 858 | 2 345 | 74 | 7 25 269 |
| 5031 | Lumber, plywood, millwork, and wood panels | 8 | 18 915 | 1 301 | 45 | 4 | (D) | (D) | AA | 4 (D) |
| 5032 | Brick, stone, and related construction materials | 4 | 4 454 | 702 | 26 | 4 | 4 454 | 702 | 26 | – |
| 5033 | Roofing, siding, and insulation materials | 1 | (D) | (D) | AA | 1 | (D) | (D) | AA | – |
| 5039 | Construction materials, n.e.c. | 6 | (D) | (D) | BB | 3 | (D) | (D) | BB | 3 (D) |
| 504 | Professional and commercial equipment and supplies | 102 | 1 456 280 | 68 502 | 1 645 | 86 | 531 770 | 35 406 | 990 | 16 924 510 |
| 5043 | Photographic equipment and supplies | 3 | 2 183 | 155 | 10 | 2 | (D) | (D) | AA | 1 (D) |
| 5044 | Office equipment | 6 | 11 521 | 2 367 | 89 | 6 | 11 521 | 2 367 | 89 | – |
| 5045 | Computers and computer peripheral equipment and software | 63 | (D) | (D) | GG | 51 | (D) | (D) | FF | 12 (D) |
| 5046 | Commercial equipment, n.e.c. | 10 | 10 560 | 2 618 | 110 | 10 | 10 560 | 2 618 | 110 | – |
| 5047 | Medical, dental, and hospital equipment and supplies | 14 | 77 337 | 6 491 | 88 | 12 | (D) | (D) | BB | 2 (D) |
| 5048 | Ophthalmic goods | 4 | (D) | (D) | BB | 4 | (D) | (D) | BB | – |
| 5049 | Professional equipment and supplies, n.e.c. | 2 | (D) | (D) | AA | 1 | (D) | (D) | AA | 1 (D) |
| 505 | Metals and minerals, except petroleum | 3 | (D) | (D) | BB | 3 | (D) | (D) | BB | – |
| 5051 | Metals service centers and offices | 3 | (D) | (D) | BB | 3 | (D) | (D) | BB | – |
| 5052 | Coal and other minerals and ores | – | – | – | – | – | – | – | – | – |
| 506 | Electrical goods | 59 | 199 615 | 13 604 | 380 | 41 | 100 794 | 9 670 | 268 | 18 98 821 |
| 5063 | Electrical apparatus and equipment, wiring supplies, and construction materials | 15 | 17 221 | 2 205 | 93 | 15 | 17 221 | 2 205 | 93 | – |
| 5064 | Electrical appliances, television and radio sets | 2 | (D) | (D) | AA | – | – | – | (D) | 2 (D) |
| 5065 | Electronic parts and equipment, n.e.c. | 42 | (D) | (D) | EE | 26 | 83 573 | 7 465 | (D) | 16 (D) |
| 507 | Hardware, and plumbing and heating equipment and supplies | 19 | 21 130 | 1 777 | 76 | 17 | (D) | (D) | BB | 2 (D) |
| 5072 | Hardware | 10 | 4 491 | 647 | 25 | 9 | (D) | (D) | BB | 1 (D) |
| 5074 | Plumbing and heating equipment and supplies (hydronics)..... | 6 | 13 613 | 863 | 42 | 5 | (D) | (D) | BB | 1 (D) |
| 5075 | Warm air heating and air-conditioning equipment and supplies | 2 | (D) | (D) | AA | 2 | (D) | (D) | AA | – |
| 5078 | Refrigeration equipment and supplies | 1 | (D) | (D) | AA | 1 | (D) | (D) | AA | – |

Table 7. Summary Statistics for Metropolitan Areas: 1992 – Con.

[For meaning of abbreviations and symbols, see introductory text. For explanation of terms and comparability of 1987 and 1992 censuses, see appendix A. For definitions of CMSA's, MSA's, and PMSA's, see appendix D]

| SIC code | Geographic area and kind of business | Estab-lish-ments (number) | Sales (\$1,000) | Annual payroll (\$1,000) | Paid employees for pay period including March 12 (number) | Merchant wholesalers | | | Other operating types | | |
|--|--|---------------------------|-----------------|--------------------------|---|---------------------------|-----------------|--------------------------|---|---------------------------|-----------------|
| | | | | | | Estab-lish-ments (number) | Sales (\$1,000) | Annual payroll (\$1,000) | Paid employees for pay period including March 12 (number) | Estab-lish-ments (number) | Sales (\$1,000) |
| DENVER–BOULDER–GREELEY, CO CMSA– Con. | | | | | | | | | | | |
| Boulder–Longmont, CO PMSA – Con. | | | | | | | | | | | |
| 50 | Durable goods – Con. | | | | | | | | | | |
| 508 | Machinery, equipment, and supplies | 53 | 99 361 | 9 304 | 306 | 42 | 74 601 | 7 992 | 273 | 11 | 24 760 |
| 5082 | Construction and mining (except petroleum) machinery and equipment | 1 | (D) | (D) | AA | 1 | (D) | (D) | AA | – | – |
| 5083 | Farm and garden machinery and equipment | 9 | 11 342 | 1 262 | 48 | 9 | 11 342 | 1 262 | 48 | – | – |
| 5084 | Industrial machinery and equipment | 25 | 40 106 | 3 459 | 102 | 17 | 22 260 | 2 362 | 76 | 8 | 17 846 |
| 5085 | Industrial supplies | 9 | 16 496 | 1 235 | 46 | 7 | (D) | (D) | BB | 2 | (D) |
| 5087 | Service establishment equipment and supplies | 5 | 1 877 | 210 | 9 | 4 | (D) | (D) | AA | 1 | (D) |
| 5088 | Transportation equipment and supplies, except motor vehicles | 4 | (D) | (D) | BB | 4 | (D) | (D) | BB | – | – |
| 509 | Miscellaneous durable goods | 57 | (D) | (D) | FF | 50 | (D) | (D) | FF | 7 | (D) |
| 5091 | Sporting and recreational goods and supplies | 27 | 98 093 | 10 769 | 410 | 21 | 85 760 | 10 493 | 402 | 6 | 12 333 |
| 5092 | Toys and hobby goods and supplies | 5 | 9 609 | 1 250 | 46 | 4 | (D) | (D) | BB | 1 | (D) |
| 5093 | Scrap and waste materials | 7 | 5 488 | 1 486 | 87 | 7 | 5 488 | 1 486 | 87 | – | – |
| 5094 | Jewelry, watches, precious stones, and precious metals | 12 | 7 841 | 869 | 45 | 12 | 7 841 | 869 | 45 | – | – |
| 5099 | Durable goods, n.e.c. | 6 | (D) | (D) | AA | 6 | (D) | (D) | AA | – | – |
| 51 | Nondurable goods | 161 | 952 006 | 63 756 | 2 173 | 139 | 732 475 | 40 803 | 1 495 | 22 | 219 531 |
| 511 | Paper and paper products | 17 | 23 823 | 3 010 | 163 | 17 | 23 823 | 3 010 | 163 | – | – |
| 5111 | Printing and writing paper | – | – | – | – | – | – | – | – | – | – |
| 5112 | Stationery and office supplies | 14 | 20 138 | 2 645 | 149 | 14 | 20 138 | 2 645 | 149 | – | – |
| 5113 | Industrial and personal service paper | 3 | 3 685 | 365 | 14 | 3 | 3 685 | 365 | 14 | – | – |
| 512 | Drugs, drug proprietaries, and druggists' sundries | 6 | (D) | (D) | FF | 5 | 6 584 | 634 | (D) | 1 | (D) |
| 5122 | Drugs, drug proprietaries, and druggists' sundries | 6 | (D) | (D) | FF | 5 | 6 584 | 634 | (D) | 1 | (D) |
| 513 | Apparel, piece goods, and notions | 29 | 37 369 | 3 169 | 134 | 26 | (D) | (D) | CC | 3 | (D) |
| 5131 | Piece goods, notions, and other dry goods | 5 | 2 446 | 430 | 21 | 5 | 2 446 | 430 | 21 | – | – |
| 5136 | Men's and boys' clothing and furnishings | 15 | 31 340 | 2 502 | 100 | 14 | (D) | (D) | BB | 1 | (D) |
| 5137 | Women's, children's, and infants' clothing and accessories | 8 | (D) | (D) | AA | 7 | 2 014 | 158 | (D) | 1 | (D) |
| 5139 | Footwear | 1 | (D) | (D) | AA | – | – | – | (D) | 1 | (D) |
| 514 | Groceries and related products | 26 | 38 615 | 4 760 | 232 | 22 | (D) | (D) | CC | 4 | (D) |
| 5141 | Groceries, general line | 2 | (D) | (D) | AA | 1 | (D) | (D) | AA | 1 | (D) |
| 5142 | Packaged frozen foods | 1 | (D) | (D) | AA | 1 | (D) | (D) | AA | – | – |
| 5143 | Dairy products, except dried or canned | 4 | 7 387 | 681 | 39 | 3 | (D) | (D) | BB | 1 | (D) |
| 5144 | Poultry and poultry products | – | – | – | – | – | – | – | – | – | – |
| 5145 | Confectionery | – | – | – | – | – | – | – | – | – | – |
| 5146 | Fish and seafoods | – | – | – | – | – | – | – | – | – | – |
| 5147 | Meats and meat products | 1 | (D) | (D) | AA | 1 | (D) | (D) | AA | – | – |
| 5148 | Fresh fruits and vegetables | 5 | (D) | (D) | BB | 5 | (D) | (D) | BB | – | – |
| 5149 | Groceries and related products, n.e.c. | 13 | (D) | (D) | CC | 11 | (D) | (D) | CC | 2 | (D) |
| 515 | Farm-product raw materials | 11 | 58 667 | 1 575 | 56 | 10 | (D) | (D) | BB | 1 | (D) |
| 5153 | Grain and field beans | 7 | 49 852 | 759 | 17 | 6 | (D) | (D) | AA | 1 | (D) |
| 5154 | Livestock | 1 | (D) | (D) | AA | 1 | (D) | (D) | AA | – | – |
| 5159 | Farm-product raw materials, n.e.c. | 3 | (D) | (D) | BB | 3 | (D) | (D) | BB | – | – |
| 516 | Chemicals and allied products | 9 | (D) | (D) | BB | 7 | (D) | (D) | BB | 2 | (D) |
| 5162 | Plastics materials and basic forms and shapes | 3 | (D) | (D) | AA | 1 | (D) | (D) | AA | 2 | (D) |
| 5169 | Chemicals and allied products, n.e.c. | 6 | (D) | (D) | BB | 6 | (D) | (D) | BB | – | – |
| 517 | Petroleum and petroleum products | 4 | 4 846 | 390 | 27 | 4 | 4 846 | 390 | 27 | – | – |
| 5171 | Petroleum bulk stations and terminals | 3 | (D) | (D) | BB | 3 | (D) | (D) | BB | – | – |
| 5172 | Petroleum and petroleum products wholesalers, except bulk stations and terminals | 1 | (D) | (D) | AA | 1 | (D) | (D) | AA | – | – |
| 518 | Beer, wine, and distilled alcoholic beverages | 5 | (D) | (D) | BB | 4 | (D) | (D) | BB | 1 | (D) |
| 5181 | Beer and ale | 3 | 23 331 | 2 298 | 71 | 3 | 23 331 | 2 298 | 71 | – | – |
| 5182 | Wine and distilled alcoholic beverages | 2 | (D) | (D) | AA | 1 | (D) | (D) | AA | 1 | (D) |
| 519 | Miscellaneous nondurable goods | 54 | 596 509 | 26 290 | 796 | 44 | 588 829 | 25 574 | 769 | 10 | 7 680 |
| 5191 | Farm supplies | 10 | (D) | (D) | BB | 9 | (D) | (D) | BB | 1 | (D) |
| 5192 | Books, periodicals, and newspapers | 9 | (D) | (D) | BB | 5 | (D) | (D) | BB | 4 | (D) |
| 5193 | Flowers, nursery stock, and florists' supplies | 4 | 11 472 | 1 149 | 71 | 4 | 11 472 | 1 149 | 71 | – | – |
| 5194 | Tobacco and tobacco products | 2 | (D) | (D) | EE | 2 | (D) | (D) | EE | – | – |
| 5198 | Paints, varnishes, and supplies | 3 | (D) | (D) | AA | 3 | (D) | (D) | AA | – | – |
| 5199 | Nondurable goods, n.e.c. | 26 | (D) | (D) | CC | 21 | (D) | (D) | CC | 5 | (D) |
| Denver, CO PMSA | | | | | | | | | | | |

Table 7. Summary Statistics for Metropolitan Areas: 1992 — Con.

[For meaning of abbreviations and symbols, see introductory text. For explanation of terms and comparability of 1987 and 1992 censuses, see appendix A. For definitions of CMSA's, MSA's, and PMSA's, see appendix D]

| SIC code | Geographic area and kind of business | Estab-lish-ments (number) | Sales (\$1,000) | Annual payroll (\$1,000) | Paid employees for pay period including March 12 (number) | Merchant wholesalers | | | | Other operating types | |
|---|---|---------------------------|-------------------|--------------------------|---|---------------------------|-------------------|--------------------------|---|---------------------------|-------------------|
| | | | | | | Estab-lish-ments (number) | Sales (\$1,000) | Annual payroll (\$1,000) | Paid employees for pay period including March 12 (number) | Estab-lish-ments (number) | Sales (\$1,000) |
| DENVER—BOULDER—GREELEY, CO CMSA—Con. | | | | | | | | | | | |
| Denver, CO PMSA —Con. | | | | | | | | | | | |
| | Wholesale trade ----- | 4 570 | 38 168 768 | 1 872 788 | 58 638 | 3 393 | 15 952 160 | 1 162 727 | 40 877 | 1 177 | 22 216 608 |
| 50 | Durable goods ----- | 3 283 | 22 669 363 | 1 299 088 | 38 586 | 2 435 | 9 852 517 | 795 292 | 26 928 | 848 | 12 816 846 |
| 501 | Motor vehicles and motor vehicle parts and supplies ----- | 382 | 6 111 160 | 135 630 | 5 082 | 323 | 1 715 574 | 97 200 | 3 764 | 59 | 4 395 586 |
| 5012 | Automobiles and other motor vehicles ----- | 82 | 5 036 437 | 49 696 | 1 648 | 63 | (D) | (D) | GG | 19 | (D) |
| 5013 | Motor vehicle supplies and new parts ----- | 203 | 782 881 | 66 125 | 2 657 | 171 | (D) | (D) | GG | 32 | (D) |
| 5014 | Tires and tubes ----- | 40 | 267 642 | 14 818 | 498 | 32 | 115 782 | 10 683 | 366 | 8 | 151 860 |
| 5015 | Motor vehicle parts, used ----- | 57 | 24 200 | 4 991 | 279 | 57 | 24 200 | 4 991 | 279 | - | - |
| 502 | Furniture and homefurnishings ----- | 222 | 715 547 | 53 137 | 1 948 | 154 | 340 300 | 43 635 | 1 631 | 68 | 375 247 |
| 5021 | Furniture ----- | 120 | 374 974 | 24 458 | 915 | 75 | (D) | (D) | FF | 45 | (D) |
| 5023 | Homefurnishings ----- | 102 | 340 573 | 28 679 | 1 033 | 79 | (D) | (D) | FF | 23 | (D) |
| 503 | Lumber and other construction materials ----- | 199 | 994 051 | 74 257 | 2 601 | 146 | 684 701 | 60 538 | 2 170 | 53 | 309 350 |
| 5031 | Lumber, plywood, millwork, and wood panels ----- | 82 | 532 431 | 39 361 | 1 408 | 66 | 436 268 | 34 293 | 1 257 | 16 | 96 163 |
| 5032 | Brick, stone, and related construction materials ----- | 35 | 128 814 | 7 361 | 252 | 20 | (D) | (D) | CC | 15 | (D) |
| 5033 | Roofing, siding, and insulation materials ----- | 32 | 198 824 | 11 774 | 348 | 24 | (D) | (D) | EE | 8 | (D) |
| 5039 | Construction materials, n.e.c. ----- | 50 | 133 982 | 15 761 | 593 | 36 | (D) | (D) | EE | 14 | (D) |
| 504 | Professional and commercial equipment and supplies ----- | 589 | 5 149 939 | 412 451 | 10 144 | 458 | 3 288 243 | 201 023 | 6 109 | 131 | 1 861 696 |
| 5043 | Photographic equipment and supplies ----- | 21 | 179 944 | 12 777 | 339 | 16 | (D) | (D) | CC | 5 | (D) |
| 5044 | Office equipment ----- | 80 | 309 958 | 58 471 | 1 728 | 65 | 104 895 | 26 996 | 982 | 15 | 205 063 |
| 5045 | Computers and computer peripheral equipment and software ----- | 235 | 3 706 408 | 233 107 | 4 909 | 184 | 2 545 528 | 86 955 | 2 446 | 51 | 1 160 880 |
| 5046 | Commercial equipment, n.e.c. ----- | 65 | 145 549 | 13 373 | 510 | 47 | (D) | (D) | EE | 18 | (D) |
| 5047 | Medical, dental, and hospital equipment and supplies ----- | 132 | 642 293 | 64 661 | 1 806 | 100 | 354 155 | 43 027 | 1 297 | 32 | 288 138 |
| 5048 | Ophthalmic goods ----- | 18 | 14 766 | 2 514 | 95 | 14 | 11 482 | 2 140 | 83 | 4 | 3 284 |
| 5049 | Professional equipment and supplies, n.e.c. ----- | 38 | 151 021 | 27 548 | 757 | 32 | (D) | (D) | FF | 6 | (D) |
| 505 | Metals and minerals, except petroleum ----- | 98 | 865 044 | 37 421 | 1 148 | 71 | 368 940 | 29 949 | 981 | 27 | 496 104 |
| 5051 | Metals service centers and offices ----- | 92 | (D) | (D) | GG | 66 | (D) | (D) | FF | 26 | (D) |
| 5052 | Coal and other minerals and ores ----- | 6 | (D) | (D) | BB | 5 | (D) | (D) | AA | 1 | (D) |
| 506 | Electrical goods ----- | 552 | 4 166 229 | 241 621 | 6 354 | 352 | 1 237 693 | 99 366 | 3 122 | 200 | 2 928 536 |
| 5063 | Electrical apparatus and equipment, wiring supplies, and construction materials ----- | 204 | 831 004 | 60 330 | 1 775 | 117 | 387 351 | 36 966 | 1 178 | 87 | 443 653 |
| 5064 | Electrical appliances, television and radio sets ----- | 50 | 409 952 | 13 789 | 424 | 31 | (D) | (D) | CC | 19 | (D) |
| 5065 | Electronic parts and equipment, n.e.c. ----- | 298 | 2 925 273 | 167 502 | 4 155 | 204 | (D) | (D) | GG | 94 | (D) |
| 507 | Hardware, and plumbing and heating equipment and supplies ----- | 258 | 889 261 | 81 827 | 2 520 | 184 | 588 790 | 62 651 | 2 014 | 74 | 300 471 |
| 5072 | Hardware ----- | 93 | 275 050 | 26 224 | 877 | 64 | (D) | (D) | FF | 29 | (D) |
| 5074 | Plumbing and heating equipment and supplies (hydronics) ----- | 109 | 385 557 | 33 511 | 1 008 | 79 | (D) | (D) | FF | 30 | (D) |
| 5075 | Warm air heating and air-conditioning equipment and supplies ----- | 45 | 156 686 | 15 089 | 456 | 32 | (D) | (D) | EE | 13 | (D) |
| 5078 | Refrigeration equipment and supplies ----- | 11 | 71 968 | 7 003 | 179 | 9 | (D) | (D) | CC | 2 | (D) |
| 508 | Machinery, equipment, and supplies ----- | 689 | 3 055 476 | 202 926 | 6 300 | 508 | 1 139 756 | 146 851 | 4 860 | 181 | 1 915 720 |
| 5082 | Construction and mining (except petroleum) machinery and equipment ----- | 65 | 1 182 395 | 49 717 | 1 366 | 47 | 268 687 | 32 307 | 972 | 18 | 913 708 |
| 5083 | Farm and garden machinery and equipment ----- | 33 | 78 355 | 8 170 | 285 | 22 | (D) | (D) | CC | 11 | (D) |
| 5084 | Industrial machinery and equipment ----- | 334 | 817 307 | 83 046 | 2 571 | 231 | 488 402 | 62 501 | 2 032 | 103 | 328 905 |
| 5085 | Industrial supplies ----- | 148 | 484 768 | 37 188 | 1 198 | 110 | 195 588 | 25 409 | 805 | 38 | 289 180 |
| 5087 | Service establishment equipment and supplies ----- | 92 | 143 816 | 19 071 | 775 | 85 | (D) | (D) | FF | 7 | (D) |
| 5088 | Transportation equipment and supplies, except motor vehicles ----- | 17 | 348 835 | 5 734 | 105 | 13 | (D) | (D) | BB | 4 | (D) |
| 509 | Miscellaneous durable goods ----- | 294 | 722 656 | 59 818 | 2 489 | 239 | 488 520 | 54 079 | 2 277 | 55 | 234 136 |
| 5091 | Sporting and recreational goods and supplies ----- | 81 | 230 115 | 17 658 | 708 | 65 | 146 561 | 16 161 | 605 | 16 | 83 554 |
| 5092 | Toys and hobby goods and supplies ----- | 25 | 56 801 | 4 936 | 238 | 20 | 44 218 | 4 741 | 227 | 5 | 12 583 |
| 5093 | Scrap and waste materials ----- | 48 | 138 041 | 14 816 | 673 | 46 | (D) | (D) | FF | 2 | (D) |
| 5094 | Jewelry, watches, precious stones, and precious metals ----- | 50 | 40 741 | 3 425 | 151 | 47 | (D) | (D) | CC | 3 | (D) |
| 5099 | Durable goods, n.e.c. ----- | 90 | 256 958 | 18 983 | 719 | 61 | (D) | (D) | FF | 29 | (D) |
| 51 | Nondurable goods ----- | 1 287 | 15 499 405 | 573 700 | 20 052 | 958 | 6 099 643 | 367 435 | 13 949 | 329 | 9 399 762 |
| 511 | Paper and paper products ----- | 193 | 1 132 482 | 61 048 | 2 509 | 141 | 485 720 | 46 941 | 2 090 | 52 | 646 762 |
| 5111 | Printing and writing paper ----- | 23 | 337 788 | 15 409 | 592 | 14 | (D) | (D) | FF | 9 | (D) |
| 5112 | Stationery and office supplies ----- | 125 | 355 320 | 33 601 | 1 561 | 95 | (D) | (D) | GG | 30 | (D) |
| 5113 | Industrial and personal service paper ----- | 45 | 439 374 | 12 038 | 356 | 32 | 51 388 | 7 004 | 222 | 13 | 387 986 |
| 512 | Drugs, drug proprietaries, and druggists' sundries ----- | 63 | 1 156 014 | 50 116 | 1 309 | 49 | (D) | (D) | FF | 14 | (D) |
| 5122 | Drugs, drug proprietaries, and druggists' sundries ----- | 63 | 1 156 014 | 50 116 | 1 309 | 49 | (D) | (D) | FF | 14 | (D) |
| 513 | Apparel, piece goods, and notions ----- | 127 | 393 338 | 23 867 | 1 024 | 100 | 220 369 | 21 450 | 951 | 27 | 172 969 |
| 5131 | Piece goods, notions, and other dry goods ----- | 38 | (D) | (D) | EE | 31 | (D) | (D) | EE | 7 | (D) |
| 5136 | Men's and boys' clothing and furnishings ----- | 38 | 196 817 | 6 630 | 256 | 30 | (D) | (D) | CC | 8 | (D) |
| 5137 | Women's, children's, and infants' clothing and accessories ----- | 45 | 120 367 | 9 610 | 400 | 34 | 99 997 | 9 182 | 377 | 11 | 20 370 |
| 5139 | Footwear ----- | 6 | (D) | (D) | BB | 5 | (D) | (D) | BB | 1 | (D) |
| 514 | Groceries and related products ----- | 324 | 6 022 280 | 226 779 | 7 951 | 227 | 2 274 234 | 147 565 | 5 077 | 97 | 3 748 046 |
| 5141 | Groceries, general line ----- | 39 | 1 649 834 | 78 568 | 2 523 | 23 | (D) | (D) | GG | 16 | (D) |
| 5142 | Packaged frozen foods ----- | 20 | 546 548 | 30 485 | 857 | 15 | 419 955 | 27 730 | 782 | 5 | 126 593 |
| 5143 | Dairy products, except dried or canned ----- | 17 | 345 743 | 12 579 | 534 | 12 | (D) | (D) | EE | 5 | (D) |
| 5144 | Poultry and poultry products ----- | 4 | 42 530 | 1 088 | 43 | 3 | (D) | (D) | BB | 1 | (D) |
| 5145 | Confectionery ----- | 35 | 408 749 | 16 756 | 976 | 24 | 72 988 | 3 804 | 174 | 11 | 335 761 |

Table 7. Summary Statistics for Metropolitan Areas: 1992 – Con.

[For meaning of abbreviations and symbols, see introductory text. For explanation of terms and comparability of 1987 and 1992 censuses, see appendix A. For definitions of CMSA's, MSA's, and PMSA's, see appendix D]

| SIC code | Geographic area and kind of business | Estab-lish-ments (number) | Sales (\$1,000) | Annual payroll (\$1,000) | Paid employees for pay period including March 12 (number) | Merchant wholesalers | | | Other operating types | |
|---|--|---------------------------|-----------------|--------------------------|---|---------------------------|-----------------|--------------------------|---|---------------------------|
| | | | | | | Estab-lish-ments (number) | Sales (\$1,000) | Annual payroll (\$1,000) | Paid employees for pay period including March 12 (number) | Estab-lish-ments (number) |
| DENVER–BOULDER–GREELEY, CO CMSA–Con. | | | | | | | | | | |
| Denver, CO PMSA –Con. | | | | | | | | | | |
| 51 | Nondurable goods –Con. | | | | | | | | | |
| 514 | Groceries and related products –Con. | | | | | | | | | |
| 5146 | Fish and seafoods ----- | 7 | 39 484 | 4 129 | 199 | 7 | 39 484 | 4 129 | 199 | – |
| 5147 | Meats and meat products ----- | 45 | 898 840 | 15 078 | 543 | 35 | 199 586 | 10 375 | 389 | 10 699 254 |
| 5148 | Fresh fruits and vegetables ----- | 31 | 152 184 | 11 032 | 460 | 30 | (D) | (D) | EE | 1 (D) |
| 5149 | Groceries and related products, n.e.c. ----- | 126 | 1 938 368 | 57 064 | 1 816 | 78 | (D) | (D) | FF | 48 (D) |
| 515 | Farm-product raw materials ----- | 21 | 156 522 | 5 305 | 207 | 19 | (D) | (D) | CC | 2 (D) |
| 5153 | Grain and field beans ----- | 14 | 126 506 | 4 292 | 138 | 14 | 126 506 | 4 292 | 138 | – |
| 5154 | Livestock ----- | 3 | (D) | (D) | AA | 2 | (D) | (D) | AA | 1 (D) |
| 5159 | Farm-product raw materials, n.e.c. ----- | 4 | (D) | (D) | BB | 3 | (D) | (D) | BB | 1 (D) |
| 516 | Chemicals and allied products ----- | 126 | 872 013 | 46 644 | 1 416 | 81 | 212 539 | 26 124 | 819 | 45 659 474 |
| 5162 | Plastics materials and basic forms and shapes ----- | 35 | 125 651 | 7 405 | 306 | 22 | 73 455 | 5 512 | 213 | 13 52 196 |
| 5169 | Chemicals and allied products, n.e.c. ----- | 91 | 746 362 | 39 239 | 1 110 | 59 | 139 084 | 20 612 | 606 | 32 607 278 |
| 517 | Petroleum and petroleum products ----- | 76 | 4 253 801 | 37 656 | 1 060 | 60 | 1 380 944 | 16 733 | 601 | 16 2 872 857 |
| 5171 | Petroleum bulk stations and terminals ----- | 40 | 2 777 950 | 23 779 | 666 | 32 | (D) | (D) | EE | 8 (D) |
| 5172 | Petroleum and petroleum products wholesalers, except bulk stations and terminals ----- | 36 | 1 475 851 | 13 877 | 394 | 28 | (D) | (D) | EE | 8 (D) |
| 518 | Beer, wine, and distilled alcoholic beverages ----- | 25 | 570 625 | 48 656 | 1 416 | 19 | 400 285 | 33 411 | 964 | 6 170 340 |
| 5181 | Beer and ale ----- | 10 | (D) | (D) | FF | 7 | (D) | (D) | EE | 3 (D) |
| 5182 | Wine and distilled alcoholic beverages ----- | 15 | (D) | (D) | FF | 12 | (D) | (D) | FF | 3 (D) |
| 519 | Miscellaneous nondurable goods ----- | 332 | 942 330 | 73 629 | 3 160 | 262 | (D) | (D) | HH | 70 (D) |
| 5191 | Farm supplies ----- | 55 | 202 136 | 13 930 | 488 | 44 | 80 811 | 7 939 | 342 | 11 121 325 |
| 5192 | Books, periodicals, and newspapers ----- | 37 | 241 110 | 17 438 | 733 | 26 | 136 770 | 13 277 | 617 | 11 104 340 |
| 5193 | Flowers, nursery stock, and florists' supplies ----- | 43 | 67 551 | 9 954 | 488 | 39 | (D) | (D) | EE | 4 (D) |
| 5194 | Tobacco and tobacco products ----- | 7 | 197 135 | 4 857 | 221 | 6 | (D) | (D) | CC | 1 (D) |
| 5198 | Paints, varnishes, and supplies ----- | 46 | 95 494 | 11 566 | 448 | 30 | 51 474 | 7 398 | 301 | 16 44 020 |
| 5199 | Nondurable goods, n.e.c. ----- | 144 | 138 904 | 15 884 | 782 | 117 | (D) | (D) | FF | 27 (D) |
| Greeley, CO PMSA | | | | | | | | | | |
| | Wholesale trade ----- | 267 | 788 567 | 45 769 | 2 122 | 246 | 562 048 | 42 596 | 1 997 | 21 226 519 |
| 50 | Durable goods ----- | 156 | 206 670 | 23 362 | 1 144 | 143 | 189 339 | 22 777 | 1 125 | 13 17 331 |
| 501 | Motor vehicles and motor vehicle parts and supplies ----- | 42 | (D) | (D) | EE | 42 | (D) | (D) | EE | – |
| 502 | Furniture and homefurnishings ----- | 4 | (D) | (D) | BB | 3 | (D) | (D) | BB | 1 (D) |
| 503 | Lumber and other construction materials ----- | 7 | 25 667 | 1 344 | 74 | 5 | (D) | (D) | BB | 2 (D) |
| 504 | Professional and commercial equipment and supplies ----- | 11 | 7 108 | 1 115 | 69 | 11 | 7 108 | 1 115 | 69 | – |
| 505 | Metals and minerals, except petroleum ----- | 5 | 19 063 | 2 500 | 106 | 5 | 19 063 | 2 500 | 106 | – |
| 506 | Electrical goods ----- | 5 | 8 395 | 830 | 36 | 5 | 8 395 | 830 | 36 | – |
| 507 | Hardware, and plumbing and heating equipment and supplies ----- | 8 | 5 385 | 598 | 35 | 8 | 5 385 | 598 | 35 | – |
| 508 | Machinery, equipment, and supplies ----- | 56 | 81 575 | 9 299 | 396 | 49 | 74 342 | 8 902 | 383 | 7 7 233 |
| 509 | Miscellaneous durable goods ----- | 18 | (D) | (D) | CC | 15 | (D) | (D) | CC | 3 (D) |
| 51 | Nondurable goods ----- | 111 | 581 897 | 22 407 | 978 | 103 | 372 709 | 19 819 | 872 | 8 209 188 |
| 511 | Paper and paper products ----- | 7 | 12 777 | 1 728 | 71 | 7 | 12 777 | 1 728 | 71 | – |
| 512 | Drugs, drug proprietaries, and druggists' sundries ----- | 2 | (D) | (D) | AA | 2 | (D) | (D) | AA | – |
| 513 | Apparel, piece goods, and notions ----- | 1 | (D) | (D) | AA | 1 | (D) | (D) | AA | – |
| 514 | Groceries and related products ----- | 18 | 80 050 | 5 851 | 252 | 16 | (D) | (D) | CC | 2 (D) |
| 515 | Farm-product raw materials ----- | 32 | 326 882 | 5 454 | 266 | 30 | (D) | (D) | CC | 2 (D) |
| 516 | Chemicals and allied products ----- | 7 | 16 388 | 1 124 | 40 | 6 | (D) | (D) | BB | 1 (D) |
| 517 | Petroleum and petroleum products ----- | 15 | 42 814 | 1 809 | 87 | 15 | 42 814 | 1 809 | 87 | – |
| 518 | Beer, wine, and distilled alcoholic beverages ----- | 4 | 18 509 | 1 630 | 59 | 4 | 18 509 | 1 630 | 59 | – |
| 519 | Miscellaneous nondurable goods ----- | 25 | (D) | (D) | CC | 22 | (D) | (D) | CC | 3 (D) |
| FORT COLLINS–LOVELAND, CO MSA | | | | | | | | | | |
| | Wholesale trade ----- | 317 | 666 317 | 55 011 | 2 251 | 274 | 539 956 | 48 395 | 2 053 | 43 126 361 |
| 50 | Durable goods ----- | 206 | 283 809 | 35 329 | 1 438 | 183 | 226 549 | 32 426 | 1 343 | 23 57 260 |
| 501 | Motor vehicles and motor vehicle parts and supplies ----- | 26 | 22 231 | 2 691 | 211 | 25 | (D) | (D) | CC | 1 (D) |
| 502 | Furniture and homefurnishings ----- | 6 | 6 873 | 1 153 | 41 | 6 | 6 873 | 1 153 | 41 | – |
| 503 | Lumber and other construction materials ----- | 11 | 18 260 | 1 829 | 82 | 7 | 8 703 | 1 538 | 69 | 4 9 557 |
| 504 | Professional and commercial equipment and supplies ----- | 52 | 76 310 | 11 143 | 401 | 48 | (D) | (D) | EE | 4 (D) |
| 505 | Metals and minerals, except petroleum ----- | 3 | 6 853 | 870 | 32 | 3 | 6 853 | 870 | 32 | – |
| 506 | Electrical goods ----- | 29 | 38 263 | 5 232 | 181 | 27 | (D) | (D) | CC | 2 (D) |

CO–34 COLORADO

WHOLESALE TRADE—GEOGRAPHIC AREA SERIES

Table 7. Summary Statistics for Metropolitan Areas: 1992 – Con.

[For meaning of abbreviations and symbols, see introductory text. For explanation of terms and comparability of 1987 and 1992 censuses, see appendix A. For definitions of CMSA's, MSA's, and PMSA's, see appendix D]

| SIC code | Geographic area and kind of business | Estab-lish-ments (number) | Sales (\$1,000) | Annual payroll (\$1,000) | Paid employees for pay period including March 12 (number) | Merchant wholesalers | | | Other operating types | | |
|---|---|---------------------------|-----------------|--------------------------|---|---------------------------|-----------------|--------------------------|---|---------------------------|-----------------|
| | | | | | | Estab-lish-ments (number) | Sales (\$1,000) | Annual payroll (\$1,000) | Paid employees for pay period including March 12 (number) | Estab-lish-ments (number) | Sales (\$1,000) |
| FORT COLLINS–LOVELAND, CO MSA – Con. | | | | | | | | | | | |
| 50 | Durable goods – Con. | | | | | | | | | | |
| 507 | Hardware, and plumbing and heating equipment and supplies | 16 | 21 086 | 1 342 | 70 | 16 | 21 086 | 1 342 | 70 | – | – |
| 508 | Machinery, equipment, and supplies | 41 | 84 854 | 9 899 | 315 | 33 | 50 612 | 9 111 | 285 | 8 | 34 242 |
| 509 | Miscellaneous durable goods | 22 | 9 079 | 1 170 | 105 | 18 | (D) | (D) | BB | 4 | (D) |
| 51 | Nondurable goods | 111 | 382 508 | 19 682 | 813 | 91 | 313 407 | 15 969 | 710 | 20 | 69 101 |
| 511 | Paper and paper products | 17 | 18 006 | 1 743 | 100 | 13 | 15 129 | 1 537 | 94 | 4 | 2 877 |
| 512 | Drugs, drug proprietaries, and druggists' sundries | 4 | 8 687 | 1 369 | 50 | 4 | 8 687 | 1 369 | 50 | – | – |
| 513 | Apparel, piece goods, and notions | 8 | 9 917 | 445 | 31 | 6 | (D) | (D) | BB | 2 | (D) |
| 514 | Groceries and related products | 15 | 88 810 | 5 086 | 223 | 10 | 73 600 | 3 962 | 185 | 5 | 15 210 |
| 515 | Farm-product raw materials | 7 | (D) | (D) | BB | 6 | (D) | (D) | BB | 1 | (D) |
| 516 | Chemicals and allied products | 8 | 27 269 | 1 560 | 36 | 5 | (D) | (D) | AA | 3 | (D) |
| 517 | Petroleum and petroleum products | 10 | 34 367 | 1 860 | 78 | 10 | 34 367 | 1 860 | 78 | – | – |
| 518 | Beer, wine, and distilled alcoholic beverages | 2 | (D) | (D) | AA | 2 | (D) | (D) | AA | – | – |
| 519 | Miscellaneous nondurable goods | 40 | (D) | (D) | CC | 35 | (D) | (D) | CC | 5 | (D) |
| PUEBLO, CO MSA | | | | | | | | | | | |
| | Wholesale trade | 143 | 297 224 | 23 896 | 1 232 | 137 | 279 615 | 22 409 | 1 171 | 6 | 17 609 |
| 50 | Durable goods | 101 | 170 945 | 16 039 | 750 | 97 | (D) | (D) | FF | 4 | (D) |
| 501 | Motor vehicles and motor vehicle parts and supplies | 26 | 15 583 | 2 527 | 166 | 26 | 15 583 | 2 527 | 166 | – | – |
| 502 | Furniture and homefurnishings | 1 | (D) | (D) | AA | 1 | (D) | (D) | AA | – | – |
| 503 | Lumber and other construction materials | 1 | (D) | (D) | BB | – | – | – | (D) | 1 | (D) |
| 504 | Professional and commercial equipment and supplies | 18 | 11 510 | 1 503 | 84 | 17 | (D) | (D) | BB | 1 | (D) |
| 505 | Metals and minerals, except petroleum | 3 | (D) | (D) | BB | 3 | (D) | (D) | BB | – | – |
| 506 | Electrical goods | 10 | 19 590 | 2 026 | 71 | 8 | (D) | (D) | BB | 2 | (D) |
| 507 | Hardware, and plumbing and heating equipment and supplies | 9 | 16 895 | 1 890 | 63 | 9 | 16 895 | 1 890 | 63 | – | – |
| 508 | Machinery, equipment, and supplies | 26 | 34 578 | 5 091 | 219 | 26 | 34 578 | 5 091 | 219 | – | – |
| 509 | Miscellaneous durable goods | 7 | (D) | (D) | BB | 7 | (D) | (D) | BB | – | – |
| 51 | Nondurable goods | 42 | 126 279 | 7 857 | 482 | 40 | (D) | (D) | EE | 2 | (D) |
| 511 | Paper and paper products | 5 | 3 558 | 855 | 50 | 5 | 3 558 | 855 | 50 | – | – |
| 512 | Drugs, drug proprietaries, and druggists' sundries | – | – | – | – | – | – | – | – | – | – |
| 513 | Apparel, piece goods, and notions | 5 | 1 391 | 176 | 19 | 5 | 1 391 | 176 | 19 | – | – |
| 514 | Groceries and related products | 10 | 34 244 | 3 117 | 155 | 8 | (D) | (D) | CC | 2 | (D) |
| 515 | Farm-product raw materials | – | – | – | – | – | – | – | – | – | – |
| 516 | Chemicals and allied products | 2 | (D) | (D) | BB | 2 | (D) | (D) | BB | – | – |
| 517 | Petroleum and petroleum products | 7 | 24 165 | 946 | 82 | 7 | 24 165 | 946 | 82 | – | – |
| 518 | Beer, wine, and distilled alcoholic beverages | 3 | 19 643 | 1 370 | 71 | 3 | 19 643 | 1 370 | 71 | – | – |
| 519 | Miscellaneous nondurable goods | 10 | (D) | (D) | BB | 10 | (D) | (D) | BB | – | – |

Table 8. Summary Statistics for the Area Outside Metropolitan Areas: 1992

[For meaning of abbreviations and symbols, see introductory text. For explanation of terms and comparability of 1987 and 1992 censuses, see appendix A. For definitions of CMSA's, MSA's, and PMSA's, see appendix D]

| SIC code | Kind of business | Estab-lish-ments (number) | Sales (\$1,000) | Annual payroll (\$1,000) | Paid employees for pay period including March 12 (number) | Merchant wholesalers | | | | Other operating types | |
|-----------|---|---------------------------|------------------|--------------------------|---|---------------------------|------------------|--------------------------|---|---------------------------|-----------------|
| | | | | | | Estab-lish-ments (number) | Sales (\$1,000) | Annual payroll (\$1,000) | Paid employees for pay period including March 12 (number) | Estab-lish-ments (number) | Sales (\$1,000) |
| | Wholesale trade ----- | 1 214 | 2 909 197 | 177 169 | 9 298 | 1 105 | 1 930 743 | 159 488 | 8 269 | 109 | 978 454 |
| 50 | Durable goods ----- | 594 | 656 817 | 74 890 | 3 637 | 551 | (D) | (D) | HH | 43 | (D) |
| 501 | Motor vehicles and motor vehicle parts and supplies ----- | 120 | 99 638 | 13 934 | 709 | 118 | (D) | (D) | FF | 2 | (D) |
| 5012 | Automobiles and other motor vehicles ----- | 11 | (D) | (D) | CC | 10 | (D) | (D) | CC | 1 | (D) |
| 5013 | Motor vehicle supplies and new parts ----- | 70 | 52 777 | 7 712 | 421 | 69 | (D) | (D) | EE | 1 | (D) |
| 5014 | Tires and tubes ----- | 10 | 12 648 | 1 547 | 69 | 10 | 12 648 | 1 547 | 69 | - | - |
| 5015 | Motor vehicle parts, used ----- | 29 | (D) | (D) | BB | 29 | (D) | (D) | BB | - | - |
| 502 | Furniture and homefurnishings ----- | 14 | (D) | (D) | BB | 11 | (D) | (D) | BB | 3 | (D) |
| 5021 | Furniture ----- | 6 | (D) | (D) | BB | 4 | (D) | (D) | AA | 2 | (D) |
| 5023 | Homefurnishings ----- | 8 | (D) | (D) | BB | 7 | (D) | (D) | BB | 1 | (D) |
| 503 | Lumber and other construction materials ----- | 49 | (D) | (D) | EE | 42 | (D) | (D) | EE | 7 | (D) |
| 5031 | Lumber, plywood, millwork, and wood panels ----- | 16 | (D) | (D) | CC | 12 | (D) | (D) | CC | 4 | (D) |
| 5032 | Brick, stone, and related construction materials ----- | 19 | 14 477 | 1 703 | 77 | 18 | (D) | (D) | BB | 1 | (D) |
| 5033 | Roofing, siding, and insulation materials ----- | 2 | (D) | (D) | AA | 2 | (D) | (D) | AA | - | - |
| 5039 | Construction materials, n.e.c. ----- | 12 | (D) | (D) | BB | 10 | 12 708 | 1 432 | 61 | 2 | (D) |
| 504 | Professional and commercial equipment and supplies ----- | 65 | 36 762 | 5 761 | 313 | 59 | (D) | (D) | EE | 6 | (D) |
| 5043 | Photographic equipment and supplies ----- | 2 | (D) | (D) | AA | 2 | (D) | (D) | AA | - | - |
| 5044 | Office equipment ----- | 20 | 13 672 | 2 379 | 134 | 17 | (D) | (D) | CC | 3 | (D) |
| 5045 | Computers and computer peripheral equipment and software ----- | 17 | (D) | (D) | BB | 17 | (D) | (D) | BB | - | - |
| 5046 | Commercial equipment, n.e.c. ----- | 7 | 2 817 | 561 | 32 | 7 | 2 817 | 561 | 32 | - | - |
| 5047 | Medical, dental, and hospital equipment and supplies ----- | 10 | (D) | (D) | BB | 7 | (D) | (D) | BB | 3 | (D) |
| 5048 | Ophthalmic goods ----- | 4 | (D) | (D) | AA | 4 | (D) | (D) | AA | - | - |
| 5049 | Professional equipment and supplies, n.e.c. ----- | 5 | 2 325 | 243 | 13 | 5 | 2 325 | 243 | 13 | - | - |
| 505 | Metals and minerals, except petroleum ----- | 19 | (D) | (D) | BB | 19 | (D) | (D) | BB | - | - |
| 5051 | Metals service centers and offices ----- | 17 | (D) | (D) | BB | 17 | (D) | (D) | BB | - | - |
| 5052 | Coal and other minerals and ores ----- | 2 | (D) | (D) | AA | 2 | (D) | (D) | AA | - | - |
| 506 | Electrical goods ----- | 49 | 46 940 | 4 417 | 201 | 44 | (D) | (D) | CC | 5 | (D) |
| 5063 | Electrical apparatus and equipment, wiring supplies, and construction materials ----- | 25 | (D) | (D) | CC | 23 | (D) | (D) | CC | 2 | (D) |
| 5064 | Electrical appliances, television and radio sets ----- | 3 | (D) | (D) | AA | 3 | (D) | (D) | AA | - | - |
| 5065 | Electronic parts and equipment, n.e.c. ----- | 21 | 13 210 | 1 458 | 64 | 18 | (D) | (D) | BB | 3 | (D) |
| 507 | Hardware, and plumbing and heating equipment and supplies ----- | 40 | 49 347 | 4 148 | 184 | 39 | (D) | (D) | CC | 1 | (D) |
| 5072 | Hardware ----- | 10 | (D) | (D) | BB | 9 | (D) | (D) | BB | 1 | (D) |
| 5074 | Plumbing and heating equipment and supplies (hydronics) ----- | 24 | (D) | (D) | CC | 24 | (D) | (D) | CC | - | - |
| 5075 | Warm air heating and air-conditioning equipment and supplies ----- | 4 | 6 070 | 694 | 28 | 4 | 6 070 | 694 | 28 | - | - |
| 5078 | Refrigeration equipment and supplies ----- | 2 | (D) | (D) | AA | 2 | (D) | (D) | AA | - | - |
| 508 | Machinery, equipment, and supplies ----- | 174 | 267 399 | 29 832 | 1 369 | 159 | (D) | (D) | GG | 15 | (D) |
| 5082 | Construction and mining (except petroleum) machinery and equipment ----- | 22 | (D) | (D) | CC | 18 | (D) | (D) | CC | 4 | 7 847 |
| 5083 | Farm and garden machinery and equipment ----- | 70 | (D) | (D) | FF | 66 | (D) | (D) | FF | 4 | (D) |
| 5084 | Industrial machinery and equipment ----- | 34 | (D) | (D) | CC | 29 | (D) | (D) | CC | 5 | (D) |
| 5085 | Industrial supplies ----- | 22 | 17 681 | 2 672 | 116 | 21 | (D) | (D) | CC | 1 | (D) |
| 5087 | Service establishment equipment and supplies ----- | 20 | (D) | (D) | BB | 20 | (D) | (D) | BB | - | - |
| 5088 | Transportation equipment and supplies, except motor vehicles ----- | 6 | (D) | (D) | CC | 5 | (D) | (D) | CC | 1 | (D) |
| 509 | Miscellaneous durable goods ----- | 64 | 61 118 | 7 229 | 433 | 60 | 52 039 | 6 943 | 416 | 4 | 9 079 |
| 5091 | Sporting and recreational goods and supplies ----- | 16 | (D) | (D) | CC | 14 | 32 870 | 3 775 | 165 | 2 | (D) |
| 5092 | Toys and hobby goods and supplies ----- | 2 | (D) | (D) | AA | - | - | - | - | 2 | (D) |
| 5093 | Scrap and waste materials ----- | 21 | 7 412 | 1 114 | 94 | 21 | 7 412 | 1 114 | 94 | - | - |
| 5094 | Jewelry, watches, precious stones, and precious metals ----- | 8 | (D) | (D) | BB | 8 | (D) | (D) | BB | - | - |
| 5099 | Durable goods, n.e.c. ----- | 17 | (D) | (D) | BB | 17 | (D) | (D) | BB | - | - |
| 51 | Nondurable goods ----- | 620 | 2 252 380 | 102 279 | 5 661 | 554 | (D) | (D) | HH | 66 | (D) |
| 511 | Paper and paper products ----- | 39 | 33 277 | 4 074 | 262 | 35 | 28 643 | 3 756 | 252 | 4 | 4 634 |
| 5111 | Printing and writing paper ----- | 2 | (D) | (D) | AA | 1 | (D) | (D) | AA | 1 | (D) |
| 5112 | Stationery and office supplies ----- | 31 | 19 300 | 3 119 | 205 | 28 | (D) | (D) | CC | 3 | (D) |
| 5113 | Industrial and personal service paper ----- | 6 | (D) | (D) | BB | 6 | (D) | (D) | BB | - | - |
| 512 | Drugs, drug proprietaries, and druggists' sundries ----- | 15 | (D) | (D) | CC | 15 | (D) | (D) | CC | - | - |
| 5122 | Drugs, drug proprietaries, and druggists' sundries ----- | 15 | (D) | (D) | CC | 15 | (D) | (D) | CC | - | - |
| 513 | Apparel, piece goods, and notions ----- | 24 | (D) | (D) | CC | 23 | 32 012 | 4 149 | 145 | 1 | (D) |
| 5131 | Piece goods, notions, and other dry goods ----- | 3 | (D) | (D) | AA | 3 | (D) | (D) | AA | - | - |
| 5136 | Men's and boys' clothing and furnishings ----- | 6 | 7 165 | 589 | 20 | 6 | 7 165 | 589 | 20 | - | - |
| 5137 | Women's, children's, and infants' clothing and accessories ----- | 14 | (D) | (D) | CC | 13 | 24 378 | 3 512 | 119 | 1 | (D) |
| 5139 | Footwear ----- | 1 | (D) | (D) | AA | 1 | (D) | (D) | AA | - | - |
| 514 | Groceries and related products ----- | 113 | 182 634 | 20 254 | 1 246 | 86 | (D) | (D) | GG | 27 | (D) |
| 5141 | Groceries, general line ----- | 7 | 3 442 | 160 | 20 | 7 | 3 442 | 160 | 20 | - | - |
| 5142 | Packaged frozen foods ----- | 1 | (D) | (D) | AA | 1 | (D) | (D) | AA | - | - |
| 5143 | Dairy products, except dried or canned ----- | 5 | (D) | (D) | AA | 4 | (D) | (D) | AA | 1 | (D) |
| 5144 | Poultry and poultry products ----- | - | - | - | - | - | - | - | - | - | - |
| 5145 | Confectionery ----- | 3 | (D) | (D) | BB | 3 | (D) | (D) | BB | - | - |

Table 8. Summary Statistics for the Area Outside Metropolitan Areas: 1992 —Con.

[For meaning of abbreviations and symbols, see introductory text. For explanation of terms and comparability of 1987 and 1992 censuses, see appendix A. For definitions of CMSA's, MSA's, and PMSA's, see appendix D]

| SIC code | Kind of business | Estab-lishments (number) | Sales (\$1,000) | Annual payroll (\$1,000) | Paid employees for pay period including March 12 (number) | Merchant wholesalers | | | | Other operating types | |
|------------------------------|--|--------------------------|-----------------|--------------------------|---|--------------------------|-----------------|--------------------------|---|--------------------------|-----------------|
| | | | | | | Estab-lishments (number) | Sales (\$1,000) | Annual payroll (\$1,000) | Paid employees for pay period including March 12 (number) | Estab-lishments (number) | Sales (\$1,000) |
| Wholesale trade —Con. | | | | | | | | | | | |
| 51 | Nondurable goods —Con. | | | | | | | | | | |
| 514 | Groceries and related products —Con. | | | | | | | | | | |
| 5146 | Fish and seafoods | 5 | (D) | (D) | BB | 5 | (D) | (D) | BB | — | — |
| 5147 | Meats and meat products | 8 | 7 704 | 1 352 | 90 | 8 | 7 704 | 1 352 | 90 | — | — |
| 5148 | Fresh fruits and vegetables | 33 | 95 983 | 10 502 | 749 | 31 | (D) | (D) | FF | 2 | (D) |
| 5149 | Groceries and related products, n.e.c. | 51 | 62 288 | 7 389 | 318 | 27 | (D) | (D) | CC | 24 | (D) |
| 515 | Farm-product raw materials | 131 | 1 151 943 | 21 678 | 1 450 | 114 | (D) | (D) | FF | 17 | (D) |
| 5153 | Grain and field beans | 104 | (D) | (D) | FF | 103 | 403 432 | 16 617 | 836 | 1 | (D) |
| 5154 | Livestock | 22 | (D) | (D) | FF | 7 | (D) | (D) | BB | 15 | (D) |
| 5159 | Farm-product raw materials, n.e.c. | 5 | (D) | (D) | BB | 4 | (D) | (D) | AA | 1 | (D) |
| 516 | Chemicals and allied products | 25 | (D) | (D) | BB | 22 | 14 019 | 1 553 | 71 | 3 | (D) |
| 5162 | Plastics materials and basic forms and shapes ... | 3 | (D) | (D) | AA | 3 | (D) | (D) | AA | — | — |
| 5169 | Chemicals and allied products, n.e.c. | 22 | (D) | (D) | BB | 19 | (D) | (D) | BB | 3 | (D) |
| 517 | Petroleum and petroleum products | 116 | 499 910 | 19 057 | 1 012 | 111 | (D) | (D) | FF | 5 | (D) |
| 5171 | Petroleum bulk stations and terminals | 97 | 451 410 | 16 841 | 865 | 93 | 359 394 | 15 263 | 804 | 4 | 92 016 |
| 5172 | Petroleum and petroleum products wholesalers, except bulk stations and terminals | 19 | 48 500 | 2 216 | 147 | 18 | (D) | (D) | CC | 1 | (D) |
| 518 | Beer, wine, and distilled alcoholic beverages | 23 | (D) | (D) | EE | 21 | (D) | (D) | EE | 2 | (D) |
| 5181 | Beer and ale | 19 | (D) | (D) | EE | 17 | (D) | (D) | CC | 2 | (D) |
| 5182 | Wine and distilled alcoholic beverages | 4 | (D) | (D) | BB | 4 | (D) | (D) | BB | — | — |
| 519 | Miscellaneous nondurable goods | 134 | 212 163 | 20 525 | 1 021 | 127 | 195 600 | 19 825 | 997 | 7 | 16 563 |
| 5191 | Farm supplies | 91 | (D) | (D) | FF | 89 | (D) | (D) | FF | 2 | (D) |
| 5192 | Books, periodicals, and newspapers | 6 | (D) | (D) | BB | 6 | (D) | (D) | BB | — | — |
| 5193 | Flowers, nursery stock, and florists' supplies | 5 | (D) | (D) | CC | 4 | (D) | (D) | CC | 1 | (D) |
| 5194 | Tobacco and tobacco products | 8 | (D) | (D) | BB | 8 | (D) | (D) | BB | — | — |
| 5198 | Paints, varnishes, and supplies | 4 | (D) | (D) | BB | 4 | (D) | (D) | BB | — | — |
| 5199 | Nondurable goods, n.e.c. | 20 | (D) | (D) | CC | 16 | (D) | (D) | CC | 4 | (D) |

Table 9. Places With 2,500 Inhabitants or More Ranked by Volume of Sales: 1992

[For meaning of abbreviations and symbols, see introductory text. For explanation of terms and comparability of 1987 and 1992 censuses, see appendix A. For information on geographic areas followed by ▲, see appendix F]

| Geographic area | Rank ¹ | Sales (\$1,000) | Cumulative | | Geographic area | Rank ¹ | Sales (\$1,000) | Cumulative | |
|----------------------------|-------------------|-------------------|-------------------|------------------------|-------------------------|-------------------|-----------------|-----------------|------------------------|
| | | | Sales (\$1,000) | Percent of State total | | | | Sales (\$1,000) | Percent of State total |
| Colorado | (X) | 46 871 508 | 46 871 508 | 100.0 | Colorado—Con. | | | | |
| Denver | 1 | 15 771 929 | 15 771 929 | 33.6 | Alamosa | 31 | 40 151 | 34 804 621 | 74.3 |
| Englewood | 2 | 6 303 959 | 22 075 888 | 47.1 | Castle Rock | 32 | 38 590 | 34 843 211 | 74.3 |
| Aurora ▲ | 3 | 2 622 175 | 24 698 063 | 52.7 | Delta | 33 | 36 742 | 34 879 953 | 74.4 |
| Longmont ▲ | 4 | 1 483 730 | 26 181 793 | 55.9 | Steamboat Springs | 34 | 31 471 | 34 911 424 | 74.5 |
| Boulder | 5 | 1 003 762 | 27 185 555 | 58.0 | Louisville | 35 | 30 998 | 34 942 422 | 74.5 |
| Lakewood | 6 | 945 479 | 28 131 034 | 60.0 | Rocky Ford | 36 | 23 414 | 34 965 836 | 74.6 |
| Colorado Springs | 7 | 924 707 | 29 055 741 | 62.0 | Windsor | 37 | 21 407 | 34 987 243 | 74.6 |
| Commerce City | 8 | 794 716 | 29 850 457 | 63.7 | Fort Lupton | 38 | 20 592 | 35 007 835 | 74.7 |
| Broomfield ▲ | 9 | 566 389 | 30 416 846 | 64.9 | Aspen | 39 | 19 372 | 35 027 207 | 74.7 |
| Littleton ▲ | 10 | 492 201 | 30 909 047 | 65.9 | Cortez | 40 | 18 765 | 35 045 972 | 74.8 |
| Golden | 11 | 427 012 | 31 336 059 | 66.9 | Federal Heights | 41 | 18 552 | 35 064 524 | 74.8 |
| Greeley | 12 | 418 740 | 31 754 799 | 67.7 | Canon City | 42 | 16 598 | 35 081 122 | 74.8 |
| Fort Collins | 13 | 391 628 | 32 146 427 | 68.6 | Sheridan | 43 | 16 432 | 35 097 554 | 74.9 |
| Grand Junction | 14 | 354 439 | 32 500 866 | 69.3 | Fruita | 44 | 15 382 | 35 112 936 | 74.9 |
| Thornton ▲ | 15 | 333 740 | 32 834 606 | 70.1 | Parker | 45 | 13 594 | 35 126 530 | 74.9 |
| Pueblo | 16 | 257 002 | 33 091 608 | 70.6 | Lafayette | 46 | 13 294 | 35 139 824 | 75.0 |
| Arvada ▲ | 17 | 254 686 | 33 346 294 | 71.1 | Salida | 47 | 12 851 | 35 152 675 | 75.0 |
| Cherry Hills Village | 18 | 247 198 | 33 593 492 | 71.7 | Rifle | 48 | 12 202 | 35 164 877 | 75.0 |
| Wheat Ridge | 19 | 231 544 | 33 825 036 | 72.2 | Evans | 49 | 11 541 | 35 176 418 | 75.0 |
| La Junta | 20 | 207 494 | 34 032 530 | 72.6 | Gunnison | 50 | 9 330 | 35 185 748 | 75.1 |
| Westminster ▲ | 21 | 147 872 | 34 180 402 | 72.9 | Carbondale | 51 | 5 319 | 35 191 067 | 75.1 |
| Loveland | 22 | 115 427 | 34 295 829 | 73.2 | Woodland Park | 52 | 3 710 | 35 194 777 | 75.1 |
| Durango | 23 | 82 105 | 34 377 934 | 73.3 | Vail | 53 | 3 556 | 35 198 333 | 75.1 |
| Montrose | 24 | 73 773 | 34 451 707 | 73.5 | Manitou Springs | 54 | 2 555 | 35 200 888 | 75.1 |
| Glenwood Springs | 25 | 60 167 | 34 511 874 | 73.6 | Edgewater | 55 | 1 701 | 35 202 589 | 75.1 |
| Fort Morgan | 26 | 57 986 | 34 569 860 | 73.8 | Estes Park | 56 | 962 | 35 203 551 | 75.1 |
| Yuma | 27 | 53 130 | 34 622 990 | 73.9 | Berthoud | (X) | (D) | (X) | (X) |
| Greenwood Village | 28 | 50 979 | 34 673 969 | 74.0 | Brush | (X) | (D) | (X) | (X) |
| Northglenn ▲ | 29 | 49 612 | 34 723 581 | 74.1 | Burlington | (X) | (D) | (X) | (X) |
| Brighton ▲ | 30 | 40 889 | 34 764 470 | 74.2 | Craig | (X) | (D) | (X) | (X) |

See footnotes at end of table.

Table 9. Places With 2,500 Inhabitants or More Ranked by Volume of Sales: 1992 —Con.

[For meaning of abbreviations and symbols, see introductory text. For explanation of terms and comparability of 1987 and 1992 censuses, see appendix A. For information on geographic areas followed by ▲, see appendix F]

| Geographic area | Rank ¹ | Sales (\$1,000) | Cumulative | | Geographic area | Rank ¹ | Sales (\$1,000) | Cumulative | |
|----------------------|-------------------|-----------------|-----------------|------------------------|----------------------|-------------------|-----------------|-----------------|------------------------|
| | | | Sales (\$1,000) | Percent of State total | | | | Sales (\$1,000) | Percent of State total |
| Colorado—Con. | | | | | Colorado—Con. | | | | |
| Florence | (X) | (D) | (X) | (X) | Monte Vista | (X) | (D) | (X) | (X) |
| Fountain | (X) | (D) | (X) | (X) | Sterling | (X) | (D) | (X) | (X) |
| Lamar | (X) | (D) | (X) | (X) | Trinidad | (X) | (D) | (X) | (X) |
| Leadville | (X) | (D) | (X) | (X) | Walsenburg..... | (X) | (D) | (X) | (X) |

¹Places with suppressed sales (if applicable) are listed at end of table rather than by rank to avoid disclosing data for individual companies.

Table 10. Counties Ranked by Volume of Sales: 1992

[For meaning of abbreviations and symbols, see introductory text. For explanation of terms and comparability of 1987 and 1992 censuses, see appendix A. For information on geographic areas followed by ▲, see appendix F]

| Geographic area | Rank ¹ | Sales (\$1,000) | Cumulative | | Geographic area | Rank ¹ | Sales (\$1,000) | Cumulative | |
|-----------------------|-------------------|-----------------|-----------------|------------------------|----------------------|-------------------|-----------------|-----------------|------------------------|
| | | | Sales (\$1,000) | Percent of State total | | | | Sales (\$1,000) | Percent of State total |
| Colorado | | | | | Colorado—Con. | | | | |
| Denver | 1 | 15 771 929 | 15 771 929 | 33.6 | Fremont | 31 | 27 529 | 46 564 589 | 99.3 |
| Arapahoe | 2 | 15 201 266 | 30 973 195 | 66.1 | Montezuma | 32 | 25 230 | 46 589 819 | 99.4 |
| Adams | 3 | 4 501 525 | 35 474 720 | 75.7 | Saguache | 33 | 24 690 | 46 614 509 | 99.5 |
| Boulder | 4 | 2 963 998 | 38 438 718 | 82.0 | Chaffee | 34 | 24 058 | 46 638 567 | 99.5 |
| Jefferson | 5 | 2 350 552 | 40 789 270 | 87.0 | Summit | 35 | 21 886 | 46 660 453 | 99.5 |
| El Paso | 6 | 1 077 437 | 41 866 707 | 89.3 | Baca | 36 | 18 103 | 46 678 556 | 99.6 |
| Weld | 7 | 788 567 | 42 655 274 | 91.0 | Sedgwick | 37 | 17 180 | 46 695 736 | 99.6 |
| Larimer | 8 | 666 317 | 43 321 591 | 92.4 | Cheyenne | 38 | 16 127 | 46 711 863 | 99.7 |
| Morgan | 9 | 527 885 | 43 849 476 | 93.6 | Teller | 39 | 13 900 | 46 725 763 | 99.7 |
| Mesa | 10 | 439 720 | 44 289 196 | 94.5 | Clear Creek | 40 | 11 904 | 46 737 667 | 99.7 |
| Douglas | 11 | 343 496 | 44 632 692 | 95.2 | Elbert | 41 | 11 744 | 46 749 411 | 99.7 |
| Pueblo | 12 | 297 224 | 44 929 916 | 95.9 | Gunnison | 42 | 10 215 | 46 759 626 | 99.8 |
| Otero | 13 | 247 321 | 45 177 237 | 96.4 | Kiowa | 43 | 8 418 | 46 768 044 | 99.8 |
| Logan | 14 | 138 462 | 45 315 699 | 96.7 | Grand | 44 | 8 220 | 46 776 264 | 99.8 |
| Prowers | 15 | 130 825 | 45 446 524 | 96.7 | Archuleta | 45 | 7 575 | 46 783 839 | 99.8 |
| Kit Carson | 16 | 114 822 | 45 561 346 | 97.2 | Dolores | 46 | 7 351 | 46 791 190 | 99.8 |
| Yuma | 17 | 114 214 | 45 675 560 | 97.4 | Jackson | 47 | 6 843 | 46 798 033 | 99.8 |
| La Plata | 18 | 114 048 | 45 789 608 | 97.7 | Park | 48 | 6 429 | 46 804 462 | 99.9 |
| Rio Grande | 19 | 109 353 | 45 898 961 | 97.9 | Conejos | 49 | 5 529 | 46 809 991 | 99.9 |
| Montrose | 20 | 101 957 | 46 000 918 | 98.1 | Rio Blanco | 50 | 4 925 | 46 814 916 | 99.9 |
| Garfield | 21 | 100 073 | 46 100 991 | 98.4 | Bent | 51 | 3 105 | 46 818 021 | 99.9 |
| Moffat | 22 | 71 941 | 46 172 932 | 98.5 | San Miguel | (X) | — | 46 818 021 | 99.9 |
| Phillips | 23 | 59 320 | 46 232 252 | 98.6 | San Juan | (X) | — | 46 818 021 | 99.9 |
| Alamosa | 24 | 51 936 | 46 284 188 | 98.7 | Mineral | (X) | — | 46 818 021 | 99.9 |
| Eagle | 25 | 49 665 | 46 333 853 | 98.9 | Hinsdale | (X) | — | 46 818 021 | 99.9 |
| Lincoln | 26 | 48 849 | 46 382 702 | 99.0 | Ouray | (X) | — | 46 818 021 | 99.9 |
| Delta | 27 | 46 430 | 46 429 132 | 99.1 | Costilla | (X) | (D) | (X) | (X) |
| Routt | 28 | 39 441 | 46 468 573 | 99.1 | Crowley | (X) | (D) | (X) | (X) |
| Pitkin | 29 | 36 578 | 46 505 151 | 99.2 | Custer | (X) | (D) | (X) | (X) |
| Las Animas | 30 | 31 909 | 46 537 060 | 99.3 | Gilpin | (X) | (D) | (X) | (X) |
| | | | | | Huerfano | (X) | (D) | (X) | (X) |
| | | | | | Lake | (X) | (D) | (X) | (X) |
| | | | | | Washington..... | (X) | (D) | (X) | (X) |

¹Counties with suppressed sales (if applicable) are listed at end of table rather than by rank to avoid disclosing data for individual companies.

Appendix A.

General Explanation

CENSUS COVERAGE AND METHODOLOGY

Structure and method of enumeration. All wholesale firms that had at least one quarter of payroll in 1992 were included in the census of wholesale trade and were mailed either a regular census form or a short form designed to collect basic data and classification information only. The coverage and the method of obtaining census information from each follow:

1. Large companies, i.e., all multiunit firms and all single unit firms above the payroll size cutoff established to separate large from small employers, and a 10-percent sample of the small employers were mailed the appropriate 1992 Census of Distributive Trades establishment report forms. Although the payroll cutoff varied by kind of business, small employers generally included firms with one to three employees and represented about 10 percent of total wholesale sales. For the large companies, a report of company organization is conducted periodically to identify firms which operated establishments at more than one location and to obtain information on payroll and mid-March employment at each location. The 1991 Report of Company Organization was used as a coverage check in the census. In the 1992 Census, all multiestablishment firms were asked to notify the Census Bureau of any establishments for which a form was not received. Report forms were subsequently provided to the firms for these establishments.
2. Small companies other than those included in the 10-percent sample described above were mailed the short forms, which did not include questions on sales by commodity lines and employment by principal activity.

Method of classifying kinds of business. Establishments receiving the regular census forms were classified on the basis of their answers to questions on sales by commodity lines and other inquiries. Those that received short forms were classified on the basis of their self-designation and answers to other inquiries.

COMPARABILITY OF THE 1987 AND 1992 CENSUSES

The 1987 and 1992 censuses were conducted under similar conditions and procedures except for the following:

Classifications. In both 1992 and 1987, classifications are based on the *1987 Standard Industrial Classification (SIC) Manual*.¹ As a result of a later clarification in 1992, the sale of industrial controls has been classified in electrical apparatus and equipment, wiring supplies, and construction materials (SIC 5063) as it was in 1982 and all previous censuses. In 1987, the sale of industrial controls was classified in industrial machinery and equipment (SIC 5084).

Geographic areas. The boundaries of a number of areas for which data are shown in the 1992 census are not the same as in the 1987 census because of annexations; other boundary changes; and redefinitions of metropolitan statistical areas (MSA's), primary metropolitan statistical areas (PMSA's), and consolidated metropolitan statistical areas (CMSA's).² In addition, data for consolidated cities are included in the 1992 census.

Data for special economic urban areas (SEUA's) with 10,000 inhabitants or more in Michigan, Minnesota, New York, and Wisconsin qualified for publication in the 1992 census. This included townships in Michigan and Minnesota and towns in New York and Wisconsin. However, Minnesota did not have any townships that met the publication criteria.

EXPLANATION OF TERMS

Establishments. An establishment is a single physical location at which business is conducted. It is not necessarily identical with a company or enterprise, which may consist of one establishment or more. Census of wholesale trade figures represent a summary of reports for individual establishments rather than companies. For cases where a census report was received, separate information was obtained for each location where business was conducted. When administrative records of other Federal agencies were used instead of a census report, no information was available on the number of locations operated. Estimates of this number were derived from a sample and are provided in the wholesale trade report, *Miscellaneous*

¹*Standard Industrial Classification Manual: 1987.* For sale by Superintendent of Documents, U.S. Government Printing Office, Washington, DC 20402. Stock No. 041-001-00314-2.

²Newly defined metropolitan areas (MA's) were announced by the Office of Management and Budget (OMB) effective June 30, 1993.

Subjects (WC92-S-4). Each wholesale establishment was tabulated according to the physical location at which the business was conducted. The count of establishments represents the number in business at any time during 1992. Appendix G provides a comparison of the number of establishments active any time during the year versus the number in business at the end of the year.

When two activities or more were carried on at a single location under a single ownership, all activities generally were grouped together as a single establishment. The entire establishment was classified on the basis of its major activity and all data for it were included in that classification. However, when distinct and separate economic activities (for which different industry classification codes were appropriate) were conducted at a single location under a single ownership, and when conditions prescribed by the SIC manual for recognizing the existence of more than one establishment were met, separate establishment reports for each of the different activities were obtained in the census.

Firms. A firm is a business organization or entity consisting of one domestic establishment (location) or more under common ownership or control. All establishments of subsidiary firms are included as part of the owning or controlling firm. For the economic census, the terms "firm" and "company" are synonymous.

Sales. Sales include merchandise sold for cash or credit at wholesale and retail by establishments primarily engaged in wholesale trade; receipts from rental or leasing of vehicles, equipment, instruments, tools, etc.; receipts for delivery, installation, maintenance, repair, alteration, storage, and other services; and gasoline, liquor, tobacco, and other excise taxes which are paid by the manufacturer and passed on to the wholesaler.

Sales are net after deductions for refunds and allowances for merchandise returned by customers. Trade-in allowances are not deducted from total sales. Total sales do not include carrying or other credit charges; sales (or other) taxes collected from customers and forwarded to taxing authorities; and nonoperating income from such sources as investments, rental or sale of real estate, etc.

Sales in this report do not include wholesale sales made by manufacturers, retailers, service establishments, or other businesses whose primary activity is other than wholesale trade. They do include receipts other than from the sale of merchandise at wholesale, e.g., service receipts, retail sales, etc., by establishments primarily engaged in wholesale trade.

Sales figures include sales of all establishments in business at any time during the year. Sales shown for agents and brokers represented the value of the goods involved in the transactions rather than the commissions received or earnings.

Annual payroll. Payroll includes all forms of compensation such as salaries, wages, commissions, bonuses, vacation allowances, sick-leave pay, employee contributions to

qualified pension plans, and the value of payments in kind (e.g., free meals and lodgings) paid during the year to all employees. For corporations, payroll includes amounts paid to officers and executives; for unincorporated businesses, it does not include profit or other compensation of proprietors or partners. Payroll is reported before deductions for social security, income tax, insurance, union dues, etc. This definition of payroll is the same as that used on Internal Revenue Service (IRS) form 941.

First quarter payroll. This item consists of payroll, as defined above, paid to persons employed at any time during the quarter January to March 1992.

Paid employees for pay period including March 12. Paid employees consist of the full- and part-time employees, including salaried officers and executives of corporations, who were on the payroll during the pay period including March 12. Included are employees on paid sick leave, paid holidays, and paid vacations; not included are proprietors and partners of unincorporated businesses. The definition of paid employees is the same as that used on IRS form 941.

1992 and 1991 inventories. Inventories consist of stocks of merchandise for sale at the end of 1992 and 1991. They were reported on an ownership basis; all merchandise owned by reporting establishments is included, even though some may be held by others for sale on consignment. Goods held by the reporting establishment, but owned by others, are not included. Data for 1992 and 1991 inventories LIFO composition are published in the 1992 Census of Wholesale Trade report, *Miscellaneous Subjects (WC92-S-4)*.

Operating expenses. Operating expenses include payroll as well as overhead expenses of the establishment. They do not include the cost of goods sold; income or excise taxes; or withdrawals by proprietors or partners of unincorporated businesses.

Auxiliary establishments. Each company included in this census was asked to identify and separately report auxiliary locations whose primary functions were to manage, administer, service, or support the activities of the other establishments of the company. Data presented in this report do not include auxiliary establishments. Data for auxiliaries are presented in a subsequent report issued as part of the 1992 Enterprise Statistics reports.

KIND-OF-BUSINESS CLASSIFICATIONS

Wholesale trade, major groups 50 and 51 in the 1987 SIC manual, includes establishments primarily engaged in selling merchandise to retailers; to industrial, commercial, institutional, farm, or professional business users; or to other wholesalers; or acting as agents or brokers in buying merchandise for or selling merchandise to such persons or companies.

The principal types of establishments included are:

1. Merchant wholesalers who take title to the goods they sell, such as wholesale merchants or jobbers, industrial distributors, voluntary group wholesalers, drop shippers, retailer cooperative warehouses, terminal elevators, and cooperative buying associations.
2. Manufacturers' sales branches and offices (but not retail stores) maintained by manufacturing or mining enterprises apart from their plants or mines for the purpose of marketing their products. Sales branches and offices located at plants are included when separate records are available.
3. Agents, brokers, and commission merchants who buy or sell products owned by others on a commission or agency basis.

Establishments primarily engaged in the wholesale distribution of used products are classified on the basis of the product sold. Establishments primarily engaged in selling merchandise to contractors are included in wholesale trade, with the exception of lumber yards and paint, glass, and wallpaper stores. These exceptions are classified in retail trade if they consider themselves retail, sell to the general public, and their sales to contractors and the general public is more than half their total sales.

Establishments covered by the census were assigned kind-of-business classifications according to the industry classifications defined in the 1987 SIC manual. When a more detailed classification than defined in the SIC manual was needed, additional kinds-of-business were identified within an SIC industry.

Kind-of-business classifications are not interchangeable with commodity classifications, because most businesses sell several kinds of commodities. The kind-of-business code assigned generally reflects either the individual commodity or the commodity group which is the primary source of the establishment's receipts, or some mixture of commodities which characterizes the establishment's business. Thus, the classification of establishments by kind of business does not make it possible to determine either the number of establishments handling a particular commodity or the sales of that commodity. For example, the groceries and related products classification excludes establishments selling food if the sale of food is not the primary source of receipts; moreover, even though establishments are classified as groceries and related products, some of their receipts may be derived from the sale of nonfood products. Information on the extent to which commodities are handled by different kinds of business is available in the 1992 Census of Wholesale Trade report, *Commodity Line Sales* (WC92-S-3). Descriptions of the 1992 Census of Wholesale Trade kind-of-business classifications follow:

Durable Goods (SIC Major Group 50)

This major group includes establishments primarily engaged in the wholesale distribution of durable goods.

Motor vehicles and motor vehicle parts and supplies (SIC 501)

Automobiles and other motor vehicles (SIC 5012). Establishments primarily engaged in the wholesale distribution of new and used passenger automobiles, trucks, trailers, and other motor vehicles, including motorcycles, motor homes, and snowmobiles. Automobile distributors primarily engaged in selling at retail to individual customers for personal use, and also selling a limited amount of new and used passenger automobiles and trucks at wholesale, are classified in Retail Trade, Industry 5511.

SIC 5012 is subdivided in some tables into—

1. Automobile, light trucks, motorcycles, busses and recreational vehicles.
 - a. Automobiles and motorcycles.
 - b. Buses and recreational vehicles.
 - c. Light trucks and vans (14,000 lb or less).
2. Medium and heavy trucks and tractors (over 14,000 lb).
 - a. Medium trucks (14,001 to 26,000 lb).
 - b. Heavy trucks and tractors (over 26,000 lb).

Motor vehicle supplies and new parts (SIC 5013). Establishments primarily engaged in the wholesale distribution of motor vehicle supplies, accessories, tools, and equipment; and new motor vehicle parts.

SIC 5013 is subdivided in some tables into—

1. Motor vehicle supplies and new parts—warehouse distributors.
2. Motor vehicle supplies and new parts—jobbers.
3. Petroleum products marketing equipment.

Tires and tubes (SIC 5014). Establishments primarily engaged in the wholesale distribution of tires and tubes for passenger and commercial vehicles.

Motor vehicle parts, used (SIC 5015). Establishments primarily engaged in the wholesale distribution at wholesale or retail of used motor vehicle parts. This industry includes establishments primarily engaged in dismantling motor vehicles for the purpose of selling parts. Establishments primarily engaged in dismantling motor vehicles for scrap are classified in Industry 5093.

Furniture and homefurnishings (SIC 502)

Furniture (SIC 5021). Establishments primarily engaged in the wholesale distribution of furniture, including bedsprings, mattresses, and other household furniture; office furniture;

and furniture for public parks and buildings. Establishments primarily engaged in the wholesale distribution of partitions, shelving, lockers, and store fixtures are classified in Industry 5046.

SIC 5021 is subdivided in some tables into—

1. Household and lawn furniture.
2. Office and business furniture.

Homefurnishings (SIC 5023). Establishments primarily engaged in the wholesale distribution of homefurnishings and housewares, including antiques; china; glassware and earthenware; lamps (including electric), curtains and draperies; linens and towels; and carpets, linoleum, and all other types of hard and soft surface floor coverings. Establishments primarily engaged in the wholesale distribution of other electrical household goods are classified in Industry 5064, and those distributing precious metal flatware are classified in Industry 5094.

SIC 5023 is subdivided in some tables into—

1. Household china, glassware, and crockery.
2. Linens, domestics, draperies, and curtains.
3. Floor coverings.
4. Other homefurnishings.

Lumber and other construction materials (SIC 503)

Lumber, plywood, millwork and wood panels (SIC 5031). Establishments, with or without yards, primarily engaged in the wholesale distribution of rough, dressed, and finished lumber (but not timber); plywood; reconstituted wood fiber products; doors and windows and their frames (all materials); wood fencing; and other wood or metal millwork.

SIC 5031 is subdivided in some tables into—

1. Lumber—without yard.
2. Lumber—with yard.
3. Plywood, millwork, and wood panels

Brick, stone, and related construction materials (SIC 5032). Establishments primarily engaged in the wholesale distribution of stone, cement, lime construction sand, and gravel; brick (except refractory); asphalt and concrete mixtures; and concrete, stone, and structural clay products (other than refractories). Distributors of industrial sand and of refractory materials are classified in Industry 5085. Establishments primarily engaged in producing ready-mixed concrete are classified in Manufacturing, Industry 3273.

SIC 5032 is subdivided in some tables into—

1. Brick, block, tile, clay/cement sewer pipe.
2. Sand, gravel, and stone.
3. Cement, lime, and related products.

Roofing, siding, and insulation materials (SIC 5033). Establishments primarily engaged in the wholesale distribution of roofing, siding (except wood), and insulation materials.

Construction materials, n.e.c. (SIC 5039). Establishments primarily engaged in the wholesale distribution of mobile homes and of construction materials, not elsewhere classified, including prefabricated buildings and glass. Establishments selling construction materials to the general public and known as retail in the trade are classified in Retail Trade, Industry 5211. Establishments primarily engaged in marketing heavy structural metal products are classified in Industry 5051.

SIC 5039 is subdivided in some tables into—

1. Flat glass and other construction glass.
2. Other construction materials.

Professional and commercial equipment and supplies (SIC 504)

Photographic equipment and supplies (SIC 5043). Establishments primarily engaged in the wholesale distribution of photographic equipment and supplies. Establishments primarily engaged in the wholesale distribution of photocopy, microfilm, and similar equipment are classified in Industry 5044.

Office equipment (SIC 5044). Establishments primarily engaged in the wholesale distribution of office machines and related equipment, including photocopy and microfilm equipment, and safes and vaults. These establishments frequently also sell office supplies. However, establishments primarily engaged in wholesaling most office supplies are classified in Industry Group 511. Establishments primarily engaged in wholesaling office furniture are classified in Industry 5021; and those wholesaling computers and peripheral equipment are classified in Industry 5045.

Computers and computer peripheral equipment and software (SIC 5045). Establishments primarily engaged in the wholesale distribution of computers, computer peripheral equipment, and computer software. These establishments frequently may sell related supplies, but establishments primarily engaged in wholesaling supplies are classified according to the individual product (for example, computer paper in Industry 5112). Establishments primarily engaged in the wholesale distribution of modems and other electronic communications equipment are classified in Industry 5065. Establishments primarily engaged in selling computers and computer peripheral equipment and software for other than business or professional use are classified in Retail Trade, Industry 5734.

SIC 5045 is subdivided in some tables into—

1. Computers and peripheral equipment (selling primarily to business customers).

- a. Computers and peripheral equipment sold for resale.
 - b. Computers and peripheral equipment sold for end use.
2. Computer software (prepackaged, off-the-shelf).

Commercial equipment, n.e.c. (SIC 5046). Establishments primarily engaged in the wholesale distribution of commercial and related machines and equipment, not elsewhere classified, such as commercial cooking and food service equipment; partitions, shelving, lockers, and store fixtures; electrical signs; and balances and scales, except laboratory.

SIC 5046 is subdivided in some tables into—

1. Restaurant and hotel equipment and supplies.
2. Store machines and equipment.

Medical, dental, and hospital equipment and supplies (SIC 5047). Establishments primarily engaged in the wholesale distribution of surgical and other medical instruments, apparatus, and equipment; dentist equipment; artificial limbs; operating room and hospital equipment; X-ray machines; and other electromedical equipment and apparatus used by physicians and in hospitals. Also included in this industry are establishments primarily engaged in the wholesale distribution of professional supplies used by medical and dental practitioners.

SIC 5047 is subdivided in some tables into—

1. Medical and hospital equipment.
2. Dental equipment and supplies.

Ophthalmic Goods (SIC 5048). Establishments primarily engaged in the wholesale distribution of professional equipment and goods used, prescribed, or sold by ophthalmologists, optometrists, and opticians, including ophthalmic frames, lenses, and sunglass lenses.

Professional equipment and supplies, n.e.c. (SIC 5049). Establishments primarily engaged in the wholesale distribution of professional equipment and supplies, not elsewhere classified, such as drafting instruments, laboratory equipment, and scientific instruments.

SIC 5049 is subdivided in some tables into—

1. Religious and school supplies.
2. Other professional equipment and supplies, n.e.c. Establishments primarily engaged in selling specialty lines of professional equipment and supplies not mentioned above, such as veterinarian equipment and supplies, drafting supplies, and scientific equipment.

Metals and minerals, except petroleum (SIC 505)

Metals service centers and offices (SIC 5051). Establishments primarily engaged in marketing semifinished metal products, except precious metals. Establishments in

this industry may operate with warehouses (metals service centers) or without warehouses (metals sales offices). Establishments primarily engaged in marketing precious metals are classified in Industry 5092.

SIC 5051 is subdivided in some tables into—

1. Ferrous metals service centers and offices.
 - a. Ferrous metals service centers.
 - b. Ferrous metals sales offices.
2. Nonferrous metals service centers and offices.
 - a. Nonferrous metals service centers.
 - b. Nonferrous metals sales offices.

Coal and other minerals and ores (SIC 5052). Establishments primarily engaged in the wholesale distribution of coal and coke; copper, iron, lead, and other metallic ores, including precious metal ores; and crude nonmetallic minerals (including concentrates), except crude petroleum. Establishments primarily engaged in the wholesale distribution of nonmetallic minerals used in construction, such as sand and gravel, are classified in Industry 5032. Establishments primarily engaged in the wholesale distribution of crude petroleum are classified in Industry Group 517.

SIC 5052 is subdivided in some tables into—

1. Coal.
2. Other minerals and ores.

Electrical goods (SIC 506)

This industry group includes establishments primarily engaged in the wholesale distribution of electrical generating, distributing, and wiring equipment. It also includes household appliances, whether electrically, manually, or mechanically powered. This industry group does not include electrical commercial and industrial machines, in which electricity does the work directly, e.g., heating, turning a shaft, or ionizing a substance, or electrically powered commercial and industrial machines which are classified in Industry Group 504 or 508.

Electrical apparatus and equipment, wiring supplies, and construction materials (SIC 5063). Establishments primarily engaged in the wholesale distribution of electrical power equipment for the generation, transmission, distribution, or control of electric energy; electrical construction materials for outside power transmission lines and for electrical systems and electric light fixtures and bulbs. Construction contractors primarily engaged in installing electrical systems and equipment from their own stock are classified in Construction, Industry 1731.

Electrical appliances, television and radio sets (SIC 5064). Establishments primarily engaged in the wholesale distribution of radio and television receiving sets, other household electronic sound or video equipment, self-contained air-conditioning room units, and household

electrical appliances. Also included are establishments primarily engaged in the wholesale distribution of household gas and electric laundry equipment and refrigerators and freezers.

Electronic parts and equipment, n.e.c. (SIC 5065).

Establishments primarily engaged in the wholesale distribution of electronic parts and electronic communications equipment, not elsewhere classified, such as telephone and telegraph equipment; radio and television broadcasting and communications equipment; and intercommunications equipment. Establishments primarily engaged in the wholesale distribution of radio and television receiving sets, phonographs, CD-players, and other household sound or video equipment are classified in Industry 5064.

SIC 5065 is subdivided in some tables into—

1. Communications equipment.
2. Other electronic parts and equipment.

Hardware, and plumbing and heating equipment and supplies (SIC 507)

Hardware (SIC 5072). Establishments primarily engaged in the wholesale distribution of cutlery and general hardware, including hand saws; saw blades; brads, staples, and tacks; and bolts, nuts, rivets, and screws. Establishments primarily engaged in the wholesale distribution of nails, noninsulated wire, and screening are classified in Industry 5051.

Plumbing and heating equipment and supplies (hydronics) (SIC 5074). Establishments primarily engaged in the wholesale distribution of hydronic plumbing and heating equipment and supplies. Construction contractors primarily engaged in installing plumbing and heating equipment from their own stock are classified in Construction, Industry 1711.

Warm air heating and air-conditioning equipment and supplies (SIC 5075). Establishments primarily engaged in the wholesale distribution of warm air heating and air-conditioning equipment and supplies. Construction contractors primarily engaged in installing warm air heating and air-conditioning equipment are classified in Construction, Industry 1711.

Refrigeration equipment and supplies (SIC 5078). Establishments primarily engaged in the wholesale distribution of refrigeration equipment and supplies. Construction contractors primarily engaged in installation of refrigeration equipment from their own stock are classified in Construction, Industry 1711.

Machinery, equipment, and supplies (SIC 508)

Construction and mining (except petroleum) machinery and equipment (SIC 5082). Establishments primarily engaged in the wholesale distribution of construction or mining cranes, excavating machinery and equipment, power

shovels, road construction and maintenance machinery, tractor-mounting equipment, and other specialized machinery and equipment used in the construction, mining, and logging industries. Establishments engaged in marketing oil well machinery and equipment are classified in Industry 5084.

Farm and garden machinery and equipment (SIC 5083).

Establishments primarily engaged in the wholesale distribution of agricultural machinery and equipment for use in preparation and maintenance of the soil, the planting and harvesting of crops, and other operations and processes pertaining to work on the farm, lawn, or garden; and dairy and other livestock equipment.

SIC 5083 is subdivided in some tables into—

1. Farm machinery and equipment—farm dealers.
2. Farm machinery and equipment—wholesale distributors.
3. Lawn and garden machinery and equipment.

Industrial machinery and equipment (SIC 5084). Establishments primarily engaged in the wholesale distribution of industrial machinery and equipment, not elsewhere classified.

SIC 5084 is subdivided in some tables into—

1. Food-processing machinery and equipment.
2. General-purpose industrial machinery, equipment, and parts.
3. Metalworking machinery and equipment.
4. Materials handling equipment.
5. Oil well, oil refinery, and pipeline machinery, equipment, and supplies.
6. Other industrial machinery and equipment. Establishments primarily engaged in selling special purpose industrial machinery not elsewhere classified, including printing machinery, paper and paper products machinery, smelting and metal refining machinery and equipment, cigar and cigarette machinery, and similar special industry machinery.

Industrial supplies (SIC 5085). Establishments primarily engaged in the wholesale distribution of industrial supplies, not elsewhere classified.

SIC 5085 is subdivided in some tables into—

1. General-line industrial supplies.
2. Mechanical power transmission equipment.
3. Hydraulic and pneumatic (fluid-power) parts, accessories, and supplies.
4. Welding supplies.
5. Industrial containers and supplies.
6. Industrial valves and fittings, except fluid-power.

7. Other industrial supplies—Establishments primarily engaged in selling a specialty line of industrial materials and supplies not elsewhere classified, such as abrasives, mechanical rubber goods, ropes, cordage, and industrial diamonds.

Service establishment equipment and supplies (SIC 5087). Establishments primarily engaged in the wholesale distribution of equipment and supplies for barber shops, beauty parlors, power laundries, dry-cleaning plants, upholsterers, undertakers, and related personal service establishments.

SIC 5087 is subdivided in some tables into—

1. Beauty and barber equipment and supplies.
2. Custodial (janitors') equipment and supplies.
3. Laundry and dry-cleaning equipment and supplies.
4. Other service establishment equipment and supplies—Establishments primarily engaged in selling a specialty line of service establishment supplies, such as upholsterers' equipment and supplies, seamstresses' supplies, tailors' supplies, undertakers' supplies, municipality equipment and supplies, and shoe repair supplies.

Transportation equipment and supplies, except motor vehicles (SIC 5088). Establishments primarily engaged in the wholesale distribution of transportation equipment and supplies. Establishments primarily engaged in the wholesale distribution of motor vehicles and motor vehicle parts are classified in Industry Group 501, and those distributing pleasure boats are classified in Industry 5091.

SIC 5088 is subdivided in some tables into—

1. Aircraft and aeronautical equipment and supplies.
2. Marine machinery, equipment, and supplies.
3. Other transportation equipment and supplies—Establishments primarily engaged in selling equipment and supplies used in the operation, maintenance, and repair of railroads, streetcars, buses, tramways, aerial hoists, and horsedrawn vehicles.

Miscellaneous durable goods (SIC 509)

Sporting and recreational goods and supplies (SIC 5091). Establishments primarily engaged in the wholesale distribution of sporting goods and accessories; billiard and pool supplies; sporting firearms and ammunition; and marine pleasure craft, equipment and supplies. Establishments primarily engaged in the wholesale distribution of motor vehicles and trailers are classified in Industry 5012; those distributing self-propelled golf carts are classified in Industry 5088; and those distributing athletic apparel and footwear are classified in Industry Group 513.

Toys and hobby goods and supplies (SIC 5092). Establishments primarily engaged in the wholesale distribution of games, toys, hobby goods and supplies, and related goods, such as fireworks and playing cards.

Scrap and waste materials (SIC 5093). Establishments primarily engaged in assembling, breaking up, sorting, and wholesale distribution of scrap and waste materials. This industry includes auto wreckers engaged in dismantling automobiles for scrap. However, those engaged in dismantling automobiles for the purpose of selling secondhand parts at retail are classified in Industry 5015.

SIC 5093 is subdivided in some tables into—

1. Iron and steel scrap processors and dealers.
 - a. Iron and steel scrap processors (using power processing equipment).
 - b. Iron and steel scrap dealers (not using power processing equipment).
2. Nonferrous recyclable materials.

Jewelry, watches, precious stones, and precious metals (SIC 5094). Establishments primarily engaged in the wholesale distribution of jewelry, precious stones and metals, costume jewelry, watches, clocks, silverware, and jewelers' findings. Establishments primarily engaged in the wholesale distribution of precious metal ores are classified in Industry 5052.

SIC 5094 is subdivided in some tables into—

1. Jewelry, watches, diamonds, precious stones, and silverware.
2. Precious metals (excluding ores).

Durable goods, n.e.c. (SIC 5099). Establishments primarily engaged in the wholesale distribution of durable goods, not elsewhere classified, such as musical instruments and forest products, except lumber.

SIC 5099 is subdivided in some tables into—

1. Musical instruments and supplies.
2. Forest products, except lumber.
3. General merchandise—durable.
4. Compact disks, prerecorded audio tapes, and phonograph records.
5. Fire extinguishers and fire safety equipment.
6. Other durable goods.

Nondurable Goods (SIC Major Group 51)

This major group includes establishments primarily engaged in the wholesale distribution of nondurable goods.

Paper and paper products (SIC 511)

Printing and writing paper (SIC 5111). Establishments primarily engaged in the wholesale distribution of printing and writing paper, including envelope paper; fine paper; and groundwood paper.

Stationery and office supplies (SIC 5112). Establishments primarily engaged in the wholesale distribution of stationery and office supplies, including computer and photocopy supplies, envelopes, typewriter paper, file cards and folders, pens, pencils, social stationery, and greeting cards.

Industrial and personal service paper (SIC 5113). Establishments primarily engaged in the wholesale distribution of wrapping and other coarse paper, paperboard, and converted paper and related disposable plastic products, such as bags, boxes, dishes, eating utensils, napkins, and shipping supplies.

Drugs, drug proprietaries, and druggists' sundries (SIC 512)

Drugs, drug proprietaries, and druggists' sundries (SIC 5122). Establishments primarily engaged in the wholesale distribution of prescription drugs, proprietary drugs, druggists' sundries, and toiletries. Establishments primarily engaged in the wholesale distribution of surgical, dental, and hospital equipment are classified in Industry 5047.

SIC 5122 is subdivided in some tables into—

1. General-line drugs—These are wholesalers who reported a substantial portion of their sales in "drugs and pharmaceuticals" and a combination of "proprietary (patent) medicines," "cosmetics," "perfumes," and "other toiletries and druggists' sundries."
2. Specialty-line drugs, pharmaceuticals, cosmetics, and toiletries. These are wholesale establishments engaged in selling limited lines among the above products.

Apparel, piece goods, and notions (SIC 513)

Piece goods, notions, and other dry goods (SIC 5131). Establishments primarily engaged in the wholesale distribution of piece goods or yard goods of natural or man-made fibers, notions (sewing and hair accessories, etc.), and other dry goods. Converters who buy fabric goods (except knit goods) in the grey, have them finished on contract, and sell at wholesale are included here. Converters of knit goods are classified in Manufacturing, Industry Group 225. This industry does not include establishments primarily engaged in the wholesale distribution of homefurnishings which are classified in Industry 5023.

SIC 5131 is subdivided in some tables into—

1. Piece goods.
 - a. Piece goods—jobbers.

b. Piece goods—converters.

2. Notions and other dry goods.

Men's and boys' clothing and furnishings (SIC 5136). Establishments primarily engaged in the wholesale distribution of men's and boys' apparel and furnishings, sportswear, hosiery, underwear, nightwear, and work clothing.

Women's, children's, and infants' clothing and accessories (SIC 5137). Establishments primarily engaged in the wholesale distribution of women's, children's, and infants' clothing and accessories, including hosiery, lingerie, millinery, and furs.

Footwear (SIC 5139). Establishments primarily engaged in the wholesale distribution of footwear (including athletic) made of leather, rubber, and other materials.

Groceries and related products (SIC 514)

Groceries, general-line (SIC 5141). Establishments primarily engaged in the wholesale distribution of a general line of groceries. Establishments primarily engaged in roasting coffee, blending tea, or grinding and packaging spices are classified in Manufacturing Major Group 20.

SIC 5141 is subdivided in some tables into—

1. Voluntary.
2. Retail cooperative.
3. Other general-line.

Packaged frozen foods (SIC 5142). Establishments primarily engaged in the wholesale distribution of packaged quick-frozen vegetables, juices, meats, fish, poultry, pastries, and other "deep freeze" products. Establishments primarily engaged in the wholesale distribution of frozen dairy products are classified in Industry 5143, and those distributing frozen poultry, fish, and meat which are not packaged are classified in Industries 5144, 5146, and 5147, respectively.

Dairy products, except dried or canned (SIC 5143). Establishments primarily engaged in the wholesale distribution of dairy products, such as butter, cheese, ice cream and ices, and fluid milk and cream. This industry does not include establishments primarily engaged in pasteurizing and bottling milk, which are classified in Manufacturing, Industry Group 202. Establishments primarily engaged in the wholesale distribution of dried or canned dairy products are classified in Industry 5149.

SIC 5143 is subdivided in some tables into—

1. Raw milk.
2. Dairy products, except raw milk.

Poultry and poultry products (SIC 5144). Establishments primarily engaged in the wholesale distribution of poultry and poultry products, except canned and packaged frozen products. This industry does not include establishments primarily engaged in the killing and dressing of poultry, which are classified in Manufacturing, Industry 2015. Establishments primarily engaged in the wholesale distribution of packaged frozen poultry are classified in Industry 5142, and those distributing canned poultry are classified in Industry 5149.

SIC 5144 is subdivided in some tables into—

1. Live poultry.
2. Poultry and poultry products, except live.

Confectionery (SIC 5145). Establishments primarily engaged in the wholesale distribution of confectionery and related products, such as candy, chewing gum, fountain fruits, salted or roasted nuts, popcorn, fountain syrups, and potato, corn, and similar chips.

Fish and seafoods (SIC 5146). Establishments primarily engaged in the wholesale distribution (but not packaging) of fresh, cured, or frozen fish and seafoods, except canned or packaged frozen. The preparation of fresh or frozen packaged fish and other seafood, and the shucking and packing of fresh oysters in nonsealed containers, are classified in Manufacturing, Industry 2092. Establishments primarily engaged in the wholesale distribution of canned seafood are classified in Industry 5149, and those distributing packaged frozen foods are classified in Industry 5142.

Meats and meat products (SIC 5147). Establishments primarily engaged in the wholesale distribution of fresh, cured, and processed (but not canned) meats and lard. Establishments primarily engaged in the wholesale distribution of frozen packaged meats are classified in Industry 5142, and those distributing canned meats are classified in Industry 5149.

SIC 5147 is subdivided in some tables into—

1. Meats and meat products, except boxed beef.
2. Packaging boxed beef.

Fresh fruits and vegetables (SIC 5148). Establishments primarily engaged in the wholesale distribution of fresh fruits and vegetables.

Groceries and related products, n.e.c. (SIC 5149). Establishments primarily engaged in the wholesale distribution of groceries and related products, not elsewhere classified. Establishments primarily engaged in the wholesale distribution of soft drinks, and in bottling and distributing natural spring and mineral waters, are classified in this industry, but establishments primarily engaged in bottling soft drinks are classified in Manufacturing, Major Group 20. This industry does not include establishments primarily

engaged in the wholesale distribution of farm-product raw materials classified in Industry Group 515, nor those distributing beer, wine, and distilled alcoholic beverages of Industry Group 518.

SIC 5149 is subdivided in some tables into—

1. Coffee, tea, and spices.
2. Bread and baked goods.
3. Soft drinks.
4. Canned goods.
5. Food and beverage basic materials.
6. Other grocery specialties.

Farm-product raw materials (SIC 515)

Grain and field beans (SIC 5153). Establishments primarily engaged in buying and/or marketing grain (such as corn, wheat, oats, barley, and unpolished rice), dry beans, soybeans, and other inedible beans. Country grain elevators primarily engaged in buying or receiving grain from farmers are included, as well as terminal elevators and other merchants marketing grain. Establishments primarily engaged in the wholesale distribution of field and garden seeds are classified in Industry 5191.

Livestock (SIC 5154). Establishments primarily engaged in buying and/or marketing cattle, hogs, sheep, and goats. This industry also includes the operation of livestock auction markets.

Farm-product raw materials, n.e.c. (SIC 5159). Establishments primarily engaged in buying and/or marketing farm products, not elsewhere classified. Establishments primarily engaged in the wholesale distribution of milk are classified in Industry 5143, and those distributing live poultry are classified in Industry 5144.

SIC 5159 is subdivided in some tables into—

1. Hides, skins, and pelts.
2. Leaf tobacco.
3. Wool, wool tops, and mohair.
4. Cotton.
5. Other farm-product raw materials.

Chemicals and allied products (SIC 516)

Plastics materials and basic forms and shapes (SIC 5162). Establishments primarily engaged in the wholesale distribution of plastics materials, and of unsupported plastics film, sheets, sheeting, rods, tubes, and other basic forms and shapes.

Chemicals and allied products, n.e.c. (SIC 5169). Establishments primarily engaged in the wholesale distribution of chemicals and allied products, not elsewhere classified,

such as acids, industrial and heavy chemicals, dyestuffs, industrial salts, rosin, and turpentine. Establishments primarily engaged in the wholesale distribution of ammunition are classified in Industry Group 509; those distributing agricultural chemicals and pesticides are classified in Industry 5191; those distributing drugs are classified in Industry 5122; and those distributing pigments, paints, and varnishes are classified in Industry 5198.

SIC 5169 is subdivided in some tables into—

1. Industrial gases, except LP.
2. Other chemicals and allied products.

Petroleum and petroleum products (SIC 517)

This industry group includes establishments primarily engaged in the wholesale distribution of crude petroleum and petroleum products. Included are establishments primarily engaged in the distribution of liquefied petroleum gas. Establishments primarily engaged in the transmission and/or distribution of natural gas are classified in Utilities, Industry Group 492.

Petroleum bulk stations and terminals (SIC 5171). Establishments primarily engaged in the wholesale distribution of crude petroleum and petroleum products from bulk liquid storage facilities. These establishments have a bulk liquid storage capacity of 10,000 gallons or more.

SIC 5171 is subdivided in some tables into—

1. Petroleum bulk stations and terminals, except LP.
2. Liquefied petroleum gas bulk stations and terminals.

Petroleum and petroleum products wholesalers, except bulk stations and terminals (SIC 5172). Establishments primarily engaged in the wholesale distribution of crude petroleum and petroleum products. These establishments do not have a bulk liquid storage capacity of 10,000 gallons or more. Included are packaged and bottled petroleum products distributors, truck jobbers, and others marketing petroleum and its products at wholesale.

Beer, wine, and distilled alcoholic beverages (SIC 518)

Beer and ale (SIC 5181). Establishments primarily engaged in the wholesale distribution of beer, ale, porter, and other fermented malt beverages.

Wine and distilled alcoholic beverages (SIC 5182). Establishments primarily engaged in the wholesale distribution of distilled spirits, including neutral spirits and ethyl alcohol used in blended wines and distilled liquors.

SIC 5182 is subdivided in some tables into—

1. Wine and distilled alcoholic beverages—licensed.
2. Wine and distilled alcoholic beverages—State operated.

Miscellaneous nondurable goods (SIC 519)

Farm supplies (SIC 5191). Establishments primarily engaged in the wholesale distribution of animal feeds, fertilizers, agricultural chemicals, pesticides, seeds, and other farm supplies, except grains. Establishments primarily engaged in the wholesale distribution of pet food are classified in Industry 5149, and those distributing pet supplies are classified in Industry 5199.

SIC 5191 is subdivided in some tables into—

1. Farm supplies—farm dealers.
2. Farm supplies—wholesale distributors.

Books, periodicals, and newspapers (SIC 5192). Establishments primarily engaged in the wholesale distribution of books, periodicals, and newspapers.

Flowers, nursery stock, and florists' supplies (SIC 5193). Establishments primarily engaged in the wholesale distribution of flowers, nursery stock, and florists' supplies.

Tobacco and tobacco products (SIC 5194). Establishments primarily engaged in the wholesale distribution of tobacco and its products. Leaf tobacco wholesalers are classified in Industry 5159, and establishments primarily engaged in stemming and redrying tobacco are classified in Manufacturing, Industry 2141.

Paints, varnishes, and supplies (SIC 5198). Establishments primarily engaged in the wholesale distribution of paints, varnishes, wallpaper, and supplies. Establishments selling to the general public and known as retail in the trade are classified in Retail Trade, Industry 5231.

Nondurable goods, n.e.c. (SIC 5199). Establishments primarily engaged in the wholesale distribution of nondurable goods, not elsewhere classified, such as art goods, industrial yarns, textile bags, and bagging and burlap.

SIC 5199 is subdivided in some tables into—

1. Art goods.
2. General merchandise—nondurable.
3. Textile bags and bagging.
4. Specialty advertising (sale of merchandise).
5. Other nondurable goods.

TYPE-OF-OPERATION CLASSIFICATIONS

In addition to being classified by kind of business, each wholesale establishment was classified for the census by type of operation according to the ownership of the business, ownership of the goods sold, or character of the principal transactions. Establishments in wholesale trade are grouped into the following three major types of operation and related subgroups:

Merchant wholesalers. Establishments primarily engaged in buying and selling merchandise on their own account. Included here are such types of establishments as wholesale merchants or jobbers, industrial distributors, voluntary group wholesalers, importers, exporters, cash and carry wholesalers, retailer cooperative warehouses, terminal and country grain elevators, farm products assemblers, wholesale cooperative associations, and petroleum bulk plants and terminals operated by nonrefining companies.

Wholesale distributors and jobbers. Establishments primarily engaged in buying and selling merchandise in the domestic market not manufactured by the parent company.

Importers. Establishments buying and selling goods at wholesale on their own account, whose principal source of purchases was foreign.

Exporters. Establishments primarily engaged in purchasing goods in the United States and selling them to foreign customers.

Terminal grain elevators. Grain elevators primarily engaged in buying and selling grain received from country grain elevators and grain marketing establishments. They have sizable space for grain storage, and products are received primarily by rail or barge rather than by truck.

Country grain elevators. Grain elevators, cooperative or other, buying and receiving grain directly from farmers by truck and selling at wholesale.

Assemblers of farm products, except country grain elevators. Establishments primarily engaged in purchasing directly from farmers and assembling and marketing farm products at wholesale.

Manufacturers' sales branches and offices. Establishments maintained by manufacturing, refining, and mining companies apart from their plants or mines for marketing their products at wholesale. Branch stores selling to household consumers and individual users are classified in retail trade. Sales branches and offices located at plants and administrative offices are included when separate records are available.

Manufacturers' sales branches. A branch with a stock of merchandise for sale. Included are refiner—marketers owned and operated by petroleum refining companies primarily for marketing their products.

Manufacturers' sales offices. An office without a stock of merchandise for sale.

Agents, brokers, and commission merchants. Establishments whose operators are in business for themselves and are primarily engaged in selling or buying goods for others. Included here are such types of operations as auction companies, import agents, export agents, selling agents, merchandise brokers, and commission merchants. "Sales" as shown in census publications for agents, brokers, and commission merchants represent the gross sales (or purchase) value of the goods in the transactions negotiated.

Auction companies. Wholesale establishments primarily engaged in selling merchandise on an agency basis by auction.

Brokers (representing buyers or sellers). Wholesale establishments primarily engaged in selling or buying merchandise in the domestic market on a brokerage basis but not receiving the goods on consignment.

Commission merchants. Wholesale establishments operating in the domestic market receiving goods for sale on consignment.

Import agents. Merchandise agents and brokers in the domestic market buying merchandise from or selling merchandise for foreign firms.

Export agents. Merchandise agents and brokers in the domestic market selling to or buying for foreign customers.

Manufacturers' agents. Wholesale establishments in the domestic market selling for a limited number of manufacturers on a continuing agency basis.



Appendix C. Kind-of-Business Titles and Reporting-Form Numbers

[Listed below are wholesale kind-of-business titles and their corresponding reporting-form numbers. Requests for copies of any of these forms, including the inquiries used to classify establishment by kind of business, should be directed to the Business Division, Bureau of the Census, Washington, DC 20233]

| SIC code | Title | Standard form CB- | Short form CB- | SIC code | Title | Standard form CB- | Short form CB- |
|----------------------|---|-------------------|----------------|---------------------------|--|-------------------|----------------|
| DURABLE GOODS | | | | DURABLE GOODS—Con. | | | |
| 501 | Motor vehicles and motor vehicle parts and supplies: | | | 509 | Miscellaneous durable goods: | | |
| 5012 | Automobiles and other motor vehicles ----- | 5012 | 5003 | 5091 | Sporting and recreational goods and supplies ----- | 5091 | 5003 |
| 5013 | Motor vehicle supplies and new parts ----- | 5013 | 5003 | 5092 | Toys and hobby goods and supplies ----- | 5091 | 5003 |
| 5014 | Tires and tubes ----- | 5013 | 5003 | 5093 | Scrap and waste materials ----- | 5093 | 5003 |
| 5015 | Motor vehicle parts, used ----- | 5013 | 5003 | 5094 | Jewelry, watches, precious stones, and precious metals ----- | 5094 | 5003 |
| | | | | 5099 | Durable goods, n.e.c. ----- | 5099 | 5003 |
| DURABLE GOODS | | | | NONDURABLE GOODS | | | |
| 502 | Furniture and homefurnishings: | | | 511 | Paper and paper products: | | |
| 5021 | Furniture ----- | 5020 | 5001 | 5111 | Printing and writing paper ----- | 5110 | 5102 |
| 5023 | Homefurnishings ----- | 5020 | 5001 | 5112 | Stationery and office supplies ----- | 5110 | 5102 |
| | | | | 5113 | Industrial and personal service paper ----- | 5110 | 5102 |
| 503 | Lumber and other construction materials: | | | 512 | Drugs, drug proprietaries, and druggists' sundries: | | |
| 5031 | Lumber, plywood, millwork, and wood panels ----- | 5030 | 5001 | 5122 | Drugs, drug proprietaries, and druggists' sundries ----- | 5122 | 5102 |
| 5032 | Brick, stone, and related construction materials ----- | 5030 | 5001 | | | | |
| 5033 | Roofing, siding, and insulation materials ----- | 5030 | 5001 | 513 | Apparel, piece goods, and notions: | | |
| 5039 | Construction materials, n.e.c. ----- | 5030 | 5001 | 5131 | Piece goods, notions, and other dry goods ----- | 5131 | 5102 |
| | | | | 5136 | Men's and boys' clothing and furnishings ----- | 5136 | 5102 |
| 504 | Professional and commercial equipment and supplies: | | | 5137 | Women's, children's, and infants' clothing and accessories ----- | 5136 | 5102 |
| 5043 | Photographic equipment and supplies ----- | 5043 | 5003 | 5139 | Footwear ----- | 5136 | 5102 |
| 5044 | Office equipment ----- | 5045 | 5002 | | | | |
| 5045 | Computers and computer peripheral equipment and software ----- | 5045 | 5002 | 514 | Groceries and related products: | | |
| 5046 | Commercial equipment, n.e.c. ----- | 5043 | 5002 | 5141 | Groceries, general line ----- | 5141 | 5101 |
| 5047 | Medical, dental, and hospital equipment and supplies ----- | 5047 | 5002 | 5142 | Packaged frozen foods ----- | 5142 | 5101 |
| 5048 | Ophthalmic goods ----- | 5047 | 5002 | 5143 | Dairy products, except dried or canned ----- | 5143 | 5101 |
| 5049 | Professional equipment and supplies, n.e.c. ----- | 5047 | 5002 | 5144 | Poultry and poultry products ----- | 5144 | 5101 |
| | | | | 5145 | Confectionery ----- | 5145 | 5101 |
| | | | | 5146 | Fish and seafoods ----- | 5146 | 5101 |
| 505 | Metals and minerals, except petroleum: | | | 5147 | Meats and meat products ----- | 5147 | 5101 |
| 5051 | Metals service centers and offices ----- | 5051 | 5003 | 5148 | Fresh fruits and vegetables ----- | 5148 | 5101 |
| 5052 | Coal and other minerals and ores ----- | 5052 | 5003 | 5149 | Groceries and related products, n.e.c. ----- | 5141 | 5101 |
| | | | | 515 | Farm-product raw materials: | | |
| 506 | Electrical goods: | | | 5153 | Grain and field beans ----- | 5150 | 5103 |
| 5063 | Electrical apparatus and equipment, wiring supplies, and construction materials ----- | 5060 | 5001 | 5154 | Livestock ----- | 5150 | 5103 |
| | | | | 5159 | Farm-product raw materials, n.e.c. ----- | 5150 | 5103 |
| 5064 | Electrical appliances, television and radio sets ----- | 5060 | 5001 | | | | |
| 5065 | Electronic parts and equipment, n.e.c. ----- | 5060 | 5001 | 516 | Chemicals and allied products: | | |
| | | | | 5162 | Plastics materials and basic forms and shapes ----- | 5160 | 5102 |
| | | | | 5169 | Chemicals and allied products, n.e.c. ----- | 5160 | 5102 |
| 507 | Hardware, and plumbing and heating equipment and supplies: | | | 517 | Petroleum and petroleum products: | | |
| 5072 | Hardware ----- | 5070 | 5001 | 5171 | Petroleum bulk stations and terminals ----- | 5170 | 1NA |
| 5074 | Plumbing and heating equipment and supplies (hydronics) ----- | 5070 | 5001 | 5172 | Petroleum and petroleum products wholesalers, except bulk stations and terminals ----- | 5170 | 1NA |
| 5075 | Warm air heating and air-conditioning equipment and supplies ----- | 5070 | 5001 | | | | |
| 5078 | Refrigeration equipment and supplies ----- | 5070 | 5001 | 518 | Beer, wine, and distilled alcoholic beverages: | | |
| | | | | 5181 | Beer and ale ----- | 5180 | 5103 |
| | | | | 5182 | Wine and distilled alcoholic beverages ----- | 5180 | 5103 |
| 508 | Machinery, equipment, and supplies: | | | 519 | Miscellaneous nondurable goods: | | |
| 5082 | Construction and mining (except petroleum) machinery and equipment ----- | 5082 | 5002 | 5191 | Farm supplies ----- | 5191 | 5102 |
| 5083 | Farm and garden machinery and equipment ----- | 5083 | 5002 | 5192 | Books, periodicals, and newspapers ----- | 5192 | 5102 |
| 5084 | Industrial machinery and equipment ----- | 5084 | 5002 | 5193 | Flowers, nursery stock, and florists' supplies ----- | 5192 | 5102 |
| 5085 | Industrial supplies ----- | 5085 | 5002 | 5194 | Tobacco and tobacco products ----- | 5194 | 5102 |
| 5087 | Service establishment equipment and supplies ----- | 5087 | 5002 | 5198 | Paints, varnishes, and supplies ----- | 5198 | 5102 |
| 5088 | Transportation equipment and supplies, except motor vehicles ----- | 5088 | 5002 | 5199 | Nondurable goods, n.e.c. ----- | 5199 | 5102 |

¹Petroleum wholesalers were all sent form CB-5170.

Appendix D. Metropolitan Areas

(Titles and definitions shown for MSA's, CMSA's, and PMSA's are those established by the Office of Management and Budget, as of June 30, 1993)

COLORADO

Boulder-Longmont, CO PMSA—see Denver-Boulder-Greeley, CO CMSA

Colorado Springs, CO MSA
El Paso County, CO

Denver, CO PMSA—see Denver-Boulder-Greeley, CO CMSA

Denver-Boulder-Greeley, CO CMSA
Boulder-Longmont, CO PMSA
Boulder County, CO
Denver, CO PMSA
Adams County, CO

Denver-Boulder-Greeley, CO CMSA—Con.

Denver, CO PMSA—Con.
Arapahoe County, CO
Denver County, CO
Douglas County, CO
Jefferson County, CO
Greeley, CO PMSA
Weld County, CO

Fort Collins-Loveland, CO MSA
Larimer County, CO

Greeley, CO PMSA—see Denver-Boulder-Greeley, CO CMSA

Pueblo, CO MSA
Pueblo County, CO

Appendix E.

Percent of Sales Data Based on Administrative Records and Estimation for the State: 1992

[For meaning of abbreviations and symbols and for more information on reliability of data, see introductory text. For explanation of terms and comparability of 1987 and 1992 censuses, see appendix A]

| SIC code | Kind of business | Percent of sales† — | | SIC code | Kind of business | Percent of sales‡ — | |
|-----------|---|--|------------------------|-----------|--|--|------------------------|
| | | From administrative records ¹ | Estimated ² | | | From administrative records ¹ | Estimated ² |
| | Wholesale trade ----- | 1.9 | 2.5 | | Wholesale trade —Con. | | |
| 50 | Durable goods ----- | 2.3 | 3.1 | 50 | Durable goods —Con. | | |
| | | | | 509 | Miscellaneous durable goods ----- | 4.7 | 10.8 |
| | | | | 5091 | Sporting and recreational goods and supplies ----- | 2.6 | 6.5 |
| | | | | 5092 | Toys and hobby goods and supplies ----- | 14.1 | 1.6 |
| 501 | Motor vehicles and motor vehicle parts and supplies ----- | 1.0 | 1.0 | 5093 | Scrap and waste materials ----- | 5.6 | 17.4 |
| 5012 | Automobiles and other motor vehicles ----- | .5 | .5 | 5094 | Jewelry, watches, precious stones, and precious metals ----- | 11.2 | 19.2 |
| 5013 | Motor vehicle supplies and new parts ----- | 3.0 | 3.0 | 5099 | Durable goods, n.e.c. ----- | 3.0 | 12.0 |
| 5014 | Tires and tubes ----- | 1.7 | 2.6 | | | | |
| 5015 | Motor vehicle parts, used ----- | 9.0 | 5.9 | 51 | Nondurable goods ----- | 1.4 | 1.7 |
| 502 | Furniture and homefurnishings ----- | 1.7 | 2.5 | 511 | Paper and paper products ----- | 1.0 | 2.0 |
| 5021 | Furniture ----- | 1.8 | 3.2 | 5111 | Printing and writing paper ----- | — | 2.5 |
| 5023 | Homefurnishings ----- | 1.5 | 1.7 | 5112 | Stationery and office supplies ----- | 2.5 | 1.5 |
| | | | | 5113 | Industrial and personal service paper ----- | .3 | 2.1 |
| 503 | Lumber and other construction materials ----- | 3.2 | 2.5 | 512 | Drugs, drug proprietaries, and druggists' sundries ----- | .6 | .3 |
| 5031 | Lumber, plywood, millwork, and wood panels ----- | 4.1 | 1.3 | 5122 | Drugs, drug proprietaries, and druggists' sundries ----- | .6 | .3 |
| 5032 | Brick, stone, and related construction materials ----- | 2.5 | 5.0 | 513 | Apparel, piece goods, and notions ----- | 6.8 | 6.2 |
| 5033 | Roofing, siding, and insulation materials ----- | 1.1 | .2 | 5131 | Piece goods, notions, and other dry goods ----- | 8.4 | 15.1 |
| 5039 | Construction materials, n.e.c. ----- | 3.4 | 7.2 | 5136 | Men's and boys' clothing and furnishings ----- | 4.2 | 2.3 |
| 504 | Professional and commercial equipment and supplies ----- | 2.9 | 2.7 | 5137 | Women's, children's, and infants' clothing and accessories ----- | 8.9 | 9.2 |
| 5043 | Photographic equipment and supplies ----- | 3.2 | 1.6 | 5139 | Footwear ----- | 17.3 | .1 |
| 5044 | Office equipment ----- | 2.7 | 2.3 | 514 | Groceries and related products ----- | 1.3 | 1.1 |
| 5045 | Computers and computer peripheral equipment and software ----- | 2.9 | 2.9 | 5141 | Groceries, general line ----- | .9 | .2 |
| 5046 | Commercial equipment, n.e.c. ----- | 3.2 | 4.0 | 5142 | Packaged frozen foods ----- | — | 1.4 |
| 5047 | Medical, dental, and hospital equipment and supplies ----- | 1.8 | .6 | 5143 | Dairy products, except dried or canned ----- | 1.5 | 1.4 |
| 5048 | Ophthalmic goods ----- | 3.3 | 12.2 | 5144 | Poultry and poultry products ----- | 2.9 | — |
| 5049 | Professional equipment and supplies, n.e.c. ----- | 4.2 | 2.5 | 5145 | Confectionery ----- | 1.2 | 1.0 |
| 505 | Metals and minerals, except petroleum ----- | 3.6 | 2.5 | 5146 | Fish and seafoods ----- | 9.0 | 6.1 |
| 5051 | Metals service centers and offices ----- | 3.9 | 1.8 | 5147 | Meats and meat products ----- | 2.9 | 1.0 |
| 5052 | Coal and other minerals and ores ----- | — | 11.5 | 5148 | Fresh fruits and vegetables ----- | 6.2 | 6.5 |
| | | | | 5149 | Groceries and related products, n.e.c. ----- | .2 | .8 |
| 506 | Electrical goods ----- | 1.5 | 3.9 | 515 | Farm-product raw materials ----- | .9 | 3.1 |
| 5063 | Electrical apparatus and equipment, wiring supplies, and construction materials ----- | 4.4 | 4.9 | 5153 | Grain and field beans ----- | 1.7 | 4.6 |
| 5064 | Electrical appliances, television and radio sets ----- | 1.2 | 2.1 | 5154 | Livestock ----- | .1 | 1.6 |
| 5065 | Electronic parts and equipment, n.e.c. ----- | .7 | 3.9 | 5159 | Farm-product raw materials, n.e.c. ----- | 1.3 | 7.5 |
| 507 | Hardware, and plumbing and heating equipment and supplies ----- | 3.0 | 5.5 | 516 | Chemicals and allied products ----- | 1.0 | 4.0 |
| 5072 | Hardware ----- | 4.3 | 3.2 | 5162 | Plastics materials and basic forms and shapes ----- | .7 | 1.7 |
| 5074 | Plumbing and heating equipment and supplies (hydronics) ----- | 2.5 | 6.3 | 5169 | Chemicals and allied products, n.e.c. ----- | 1.1 | 4.5 |
| 5075 | Warm air heating and air-conditioning equipment and supplies ----- | 1.5 | 9.4 | 517 | Petroleum and petroleum products ----- | 1.6 | 1.3 |
| 5078 | Refrigeration equipment and supplies ----- | 5.3 | — | 5171 | Petroleum bulk stations and terminals ----- | 1.7 | .8 |
| 508 | Machinery, equipment, and supplies ----- | 3.4 | 3.9 | 5172 | Petroleum and petroleum products wholesalers, except bulk stations and terminals ----- | 1.2 | 2.5 |
| 5082 | Construction and mining (except petroleum) machinery and equipment ----- | .4 | 1.8 | 518 | Beer, wine, and distilled alcoholic beverages ----- | .9 | — |
| 5083 | Farm and garden machinery and equipment ----- | 7.6 | .8 | 5181 | Beer and ale ----- | 1.7 | — |
| 5084 | Industrial machinery and equipment ----- | 3.6 | 8.0 | 5182 | Wine and distilled alcoholic beverages ----- | .1 | — |
| 5085 | Industrial supplies ----- | 4.3 | 5.0 | 519 | Miscellaneous nondurable goods ----- | 2.2 | 3.2 |
| 5087 | Service establishment equipment and supplies ----- | 4.4 | 3.4 | 5191 | Farm supplies ----- | 3.1 | 7.7 |
| 5088 | Transportation equipment and supplies, except motor vehicles ----- | 6.8 | 1.4 | 5192 | Books, periodicals, and newspapers ----- | 1.4 | 2.6 |
| | | | | 5193 | Flowers, nursery stock, and florists' supplies ----- | 6.4 | 1.6 |
| | | | | 5194 | Tobacco and tobacco products ----- | .5 | — |
| | | | | 5198 | Paints, varnishes, and supplies ----- | 4.1 | 4.5 |
| | | | | 5199 | Nondurable goods, n.e.c. ----- | 4.9 | 6.2 |

¹Includes sales information obtained from administrative records of other Federal agencies.

²Includes sales information which was imputed based on historic company ratios or administrative records, or on industry averages.

Appendix F. Geographic Notes

COLORADO

Arvada is in Adams and Jefferson Counties.

Aurora is in Adams, Arapahoe, and Douglas Counties; it annexed into Douglas County in May 1988.

Brighton is in Adams and Weld Counties.

Broomfield is in Adams, Boulder, Jefferson, and Weld Counties; it annexed into Weld County in December 1988.

Littleton is in Arapahoe, Douglas, and Jefferson Counties; it annexed into Jefferson County in December 1990.

Longmont is in Boulder and Weld Counties; it annexed into Weld County in May 1990.

Northglenn is in Adams and Weld Counties; it annexed into Weld County in February 1989.

Thornton is in Adams and Weld Counties; it annexed into Weld County in April 1991.

Westminster is in Adams and Jefferson Counties.

Appendix G.

Establishments in Business Any Time During Year and Establishments in Business at End of Year for the State: 1992 and 1987

[For meaning of abbreviations and symbols, see introductory text. For explanation of terms and comparability of 1987 and 1992 censuses, see appendix A]

| SIC code | Kind of business | Establishments in business — | | | |
|-----------|---|------------------------------|--------------|----------------|--------------|
| | | Any time during year | | At end of year | |
| | | 1992 | 1987 | 1992 | 1987 |
| | Wholesale trade | 7 554 | 7 100 | 7 062 | 6 594 |
| 50 | Durable goods | 5 079 | 4 830 | 4 750 | 4 485 |
| 501 | Motor vehicles and automotive parts and supplies | 694 | 683 | 641 | 632 |
| 5012 | Automobiles and other motor vehicles | 126 | 127 | 117 | 111 |
| 5013 | Motor vehicle supplies and new parts | 372 | 381 | 336 | 356 |
| 5014 | Tires and tubes | 64 | 66 | 63 | 63 |
| 5015 | Motor vehicle parts, used | 132 | 109 | 125 | 102 |
| 502 | Furniture and homefurnishings | 286 | 251 | 270 | 222 |
| 5021 | Furniture | 150 | 123 | 143 | 111 |
| 5023 | Homefurnishings | 136 | 128 | 127 | 111 |
| 503 | Lumber and other construction materials | 310 | 319 | 292 | 302 |
| 5031 | Lumber, plywood, millwork, and wood panels | 126 | 130 | 119 | 120 |
| 5032 | Brick, stone, and related construction materials | 62 | 55 | 58 | 51 |
| 5033 | Roofing, siding, and insulation materials | 43 | 42 | 42 | 41 |
| 5039 | Construction materials, n.e.c. | 79 | 92 | 73 | 90 |
| 504 | Professional and commercial equipment and supplies | 912 | 862 | 848 | 805 |
| 5043 | Photographic equipment and supplies | 30 | 29 | 28 | 28 |
| 5044 | Office equipment | 141 | 201 | 134 | 182 |
| 5045 | Computers and computer peripheral equipment and software | 372 | 280 | 339 | 262 |
| 5046 | Commercial equipment, n.e.c. | 103 | 83 | 98 | 76 |
| 5047 | Medical, dental, and hospital equipment and supplies | 176 | 156 | 167 | 148 |
| 5048 | Ophthalmic goods | 34 | 45 | 31 | 43 |
| 5049 | Professional equipment and supplies, n.e.c. | 56 | 68 | 51 | 66 |
| 505 | Metals and minerals, except petroleum | 137 | 139 | 134 | 132 |
| 5051 | Metals service centers and offices | 128 | 131 | 125 | 124 |
| 5052 | Coal and other minerals and ores | 9 | 8 | 9 | 8 |
| 506 | Electrical goods | 762 | 653 | 717 | 597 |
| 5063 | Electrical apparatus and equipment, wiring supplies, and construction materials | 289 | 283 | 274 | 260 |
| 5064 | Electrical appliances, television and radio sets | 60 | 69 | 56 | 63 |
| 5065 | Electronic parts and equipment, n.e.c. | 413 | 301 | 387 | 274 |
| 507 | Hardware, and plumbing and heating equipment and supplies | 381 | 389 | 354 | 365 |
| 5072 | Hardware | 133 | 125 | 124 | 118 |
| 5074 | Plumbing and heating equipment and supplies (hydronics) | 166 | 161 | 153 | 152 |
| 5075 | Warm air heating and air-conditioning equipment and supplies | 66 | 78 | 64 | 74 |
| 5078 | Refrigeration equipment and supplies | 16 | 25 | 13 | 21 |
| 508 | Machinery, equipment, and supplies | 1 098 | 1 111 | 1 026 | 1 043 |
| 5082 | Construction and mining (except petroleum) machinery and equipment | 98 | 113 | 90 | 103 |
| 5083 | Farm and garden machinery and equipment | 157 | 160 | 141 | 149 |
| 5084 | Industrial machinery and equipment | 443 | 449 | 419 | 423 |
| 5085 | Industrial supplies | 222 | 206 | 210 | 197 |
| 5087 | Service establishment equipment and supplies | 145 | 148 | 135 | 139 |
| 5088 | Transportation equipment and supplies, except motor vehicles | 33 | 35 | 31 | 32 |
| 509 | Miscellaneous durable goods | 499 | 423 | 468 | 387 |
| 5091 | Sporting and recreational goods and supplies | 142 | 100 | 135 | 90 |
| 5092 | Toys and hobby goods and supplies | 38 | 38 | 33 | 36 |
| 5093 | Scrap and waste materials | 99 | 95 | 89 | 91 |
| 5094 | Jewelry, watches, precious stones, and precious metals | 89 | 69 | 86 | 62 |
| 5099 | Durable goods, n.e.c. | 131 | 121 | 125 | 108 |
| 51 | Nondurable goods | 2 475 | 2 270 | 2 312 | 2 109 |
| 511 | Paper and paper products | 306 | 245 | 288 | 225 |
| 5111 | Printing and writing paper | 34 | 21 | 33 | 21 |
| 5112 | Stationery and office supplies | 210 | 165 | 196 | 151 |
| 5113 | Industrial and personal service paper | 62 | 59 | 59 | 53 |
| 512 | Drugs, drug proprietaries, and druggists sundries | 96 | 79 | 85 | 72 |
| 5122 | Drugs, drug proprietaries, and druggists sundries | 96 | 79 | 85 | 72 |
| 513 | Apparel, piece goods, and notions | 203 | 111 | 187 | 106 |
| 5131 | Piece goods, notions, and other dry goods | 50 | 39 | 50 | 37 |
| 5136 | Men's and boys' clothing and furnishings | 68 | 29 | 62 | 28 |
| 5137 | Women's, children's, and infants' clothing and accessories | 77 | 35 | 68 | 34 |
| 5139 | Footwear | 8 | 8 | 7 | 7 |

| SIC code | Kind of business | Establishments in business — | | | |
|-----------|--|------------------------------|------|----------------|------|
| | | Any time during year | | At end of year | |
| | | 1992 | 1987 | 1992 | 1987 |
| 51 | Nondurable goods — Con. | | | | |
| 514 | Groceries and related products | 532 | 515 | 503 | 464 |
| 5141 | Groceries, general line | 58 | 63 | 56 | 61 |
| 5142 | Packaged frozen foods | 24 | 29 | 24 | 29 |
| 5143 | Dairy products, except dried or canned | 29 | 45 | 27 | 38 |
| 5144 | Poultry and poultry products | 4 | 3 | 4 | 2 |
| 5145 | Confectionery | 43 | 29 | 41 | 28 |
| 5146 | Fish and seafoods | 13 | 10 | 11 | 8 |
| 5147 | Meats and meat products | 60 | 69 | 58 | 59 |
| 5148 | Fresh fruits and vegetables | 84 | 81 | 77 | 78 |
| 5149 | Groceries and related products, n.e.c. | 217 | 186 | 205 | 161 |
| 515 | Farm-product raw materials | 203 | 210 | 183 | 202 |
| 5153 | Grain and field beans | 155 | 162 | 140 | 155 |
| 5154 | Livestock | 32 | 36 | 27 | 35 |
| 5159 | Farm-product raw materials, n.e.c. | 16 | 12 | 16 | 12 |
| 516 | Chemicals and allied products | 186 | 181 | 176 | 169 |
| 5162 | Plastics materials and basic forms and shapes | 47 | 39 | 45 | 36 |
| 5169 | Chemicals and allied products, n.e.c. | 139 | 142 | 131 | 133 |
| 517 | Petroleum and petroleum products | 241 | 256 | 229 | 239 |
| 5171 | Petroleum bulk stations and terminals | 176 | 192 | 168 | 182 |
| 5172 | Petroleum and petroleum products wholesalers, except bulk stations and terminals | 65 | 64 | 61 | 57 |
| 518 | Beer, wine, and distilled alcoholic beverages | 68 | 81 | 66 | 77 |
| 5181 | Beer and ale | 46 | 56 | 46 | 53 |
| 5182 | Wine and distilled alcoholic beverages | 22 | 25 | 20 | 24 |
| 519 | Miscellaneous nondurable goods | 640 | 592 | 595 | 555 |
| 5191 | Farm supplies | 200 | 201 | 184 | 188 |
| 5192 | Books, periodicals, and newspapers | 69 | 57 | 67 | 56 |
| 5193 | Flowers, nursery stock, and florists' supplies | 65 | 47 | 57 | 42 |
| 5194 | Tobacco and tobacco products | 22 | 23 | 21 | 23 |
| 5198 | Paints, varnishes and supplies | 61 | 85 | 56 | 81 |
| 5199 | Nondurable goods, n.e.c. | 223 | 179 | 210 | 165 |

Publication Program

1992 CENSUS OF WHOLESALE TRADE

Publications of the 1992 Census of Wholesale Trade, containing data on wholesale trade establishments with payroll in the United States, are described below. Publications order forms for specific reports may be obtained from any Department of Commerce district office or from Data User Services Division, Customer Services, Bureau of the Census, Washington, DC 20233-8300. The first results were issued in press releases. Final detailed statistics are issued in separate paperbound reports and compact disc-read only memory (CD-ROM).

Final Reports

Geographic area series—52 reports (WC92-A-1 to -52)

A separate paperbound report containing data for establishments with payroll is published for each State, the District of Columbia, and the United States. Each report presents general statistics for establishments with payroll, on number of establishments, sales, payroll, employment, operating expenses, and inventories. At the State level, data also are presented separately for the following types of wholesale operations: merchant wholesalers; manufacturers' sales branches and offices; and agents, brokers, and commission merchants. Less type-of-operation detail is shown below the State level. For States, MA's, and counties and places with 200 wholesale establishments or more, statistics are presented by kind of business. Greater kind-of-business detail is shown for larger areas. In addition, data are shown for all places with 2,500 inhabitants or more and all counties (with no kind-of-business detail). For each State, the District of Columbia, and the United States, 1992 data are provided on sales and employees per establishment, sales and payroll per employee, payroll as a percent of operating expenses, and operating expenses and end-of-year inventories as percentages of sales. Comparative statistics showing percent changes in sales and payroll between 1987 and 1992 also are shown by kind of business.

Subject series—4 reports (WC92-S-1 to -4)

The *Establishment and Firm Size* report (WC92-S-1) presents data for establishments with payroll, based on size of establishment, size of company or firm, and legal form of organization. Establishment statistics are presented by sales size and by employment size; statistics for firms by sales size (including concentration by largest firms), by employment size, and by number of establishments operated (single units and multiunits). Statistics are presented by kind of business on the number of establishments, sales, payroll, and employment for the United States.

The *Measures of Value Produced, Capital Expenditures, Depreciable Assets, and Operating Expenses* report (WC92-S-2) presents data on measures of value produced, capital expenditures, depreciable assets, and operating expenses for firms with payroll

for the United States by major kinds of business. Measures of value produced include gross margin, value added, and net income produced at market prices and factor costs. Operating expenses include annual payroll, supplemental labor costs, purchased services, etc. Sales, purchases, and beginning and ending inventories data also are provided.

The *Commodity Line Sales* report (WC92-S-3) presents data on major categories of commodities sold by wholesale kinds of business for the United States. Data for 15 selected MA's and 15 selected States will be available on electronic media only. Tables present data for each kind of business and show, for each commodity line, the number of establishments handling the line and their sales of the line; the percentage of total sales of the kind of business accounted for by each of the lines carried; and, for establishments actually handling a specific line, the percentage of total sales represented by sales of that line. Summary statistics also are provided for the broad commodity line categories, including counts of establishments and the amount and percentage of the line sold by various kinds of wholesale businesses.

The *Miscellaneous Subjects* report (WC92-S-4) contains data by kind of business on employment by principal activity; sales by class of customer; inventory valuation methods; commissions and gross selling value of business conducted for others by agents and brokers; gross margins, gross profits, and their components; and on petroleum bulk stations and terminals. Data are presented for the United States as a whole; for petroleum bulk stations and terminals, States, and counties.

Electronic Media

All data included in the printed reports are available on CD-ROM. The CD-ROM's provide the same information found in the final reports as well as additional information not published in the final reports, such as commodity line sales data for States (WC92-S-3). Electronic media products are available for users who wish to summarize, rearrange, or process large amounts of data. These products, with corresponding technical documentation, are sold by Data User Services Division, Customer Services, Bureau of the Census, Washington, DC 20233-8300.

OTHER ECONOMIC CENSUS REPORTS

Data on retail trade, service industries, transportation, communications, utilities, financial, insurance, real estate, construction industries, manufactures, mineral industries, enterprise statistics, minority-owned business enterprises, and women-owned businesses also are available from the 1992 Economic Census. A separate series of reports covers the census of outlying areas: Puerto Rico, Virgin Islands of the United States, Guam, and the Northern Marianas. Separate announcements describing these reports are available free of charge from Data User Services Division, Customer Services, Bureau of the Census, Washington, DC 20233-8300.