

1992

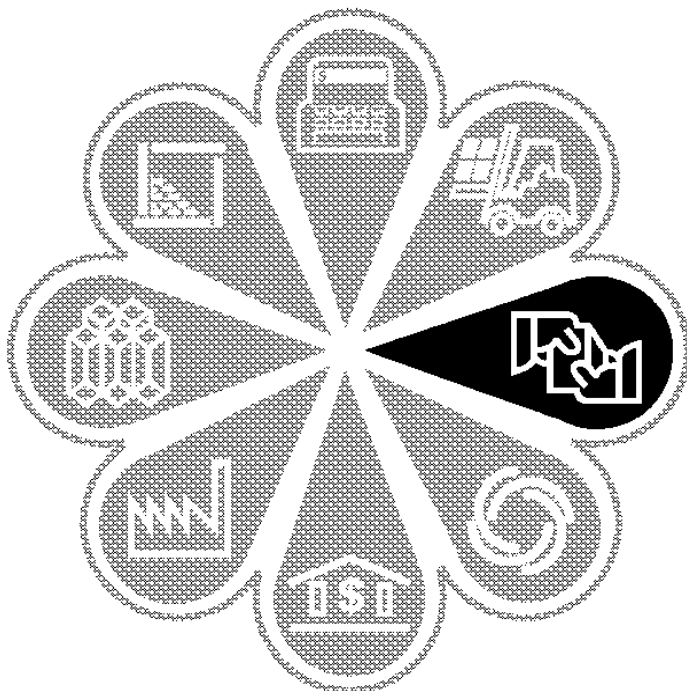
Census of

Service Industries

SC92-A-51(R)

GEOGRAPHIC AREA SERIES

Wyoming



1992 Census of Service Industries

SC92-A-51(R)

GEOGRAPHIC AREA SERIES

Wyoming

Revised March 1995



U.S. Department of Commerce
Ronald H. Brown, Secretary
David J. Barram, Deputy Secretary
Economics and Statistics Administration
Everett M. Ehrlich, Under Secretary
for Economic Affairs
BUREAU OF THE CENSUS
Martha Farnsworth Riche, Director

Acknowledgments

Many persons participated in the various activities of the 1992 Census of Service Industries. The overall planning and review of the census operations were performed by the Economic Census Staff of the Economic Planning and Coordination Division.

This report was prepared in the Services Division. **Bobby E. Russell**, Assistant Chief for Census Programs, was responsible for the overall planning, management, and coordination of the census of service industries. Planning and implementation were under the direction of **Jack B. Moody**, Chief, Service Census Branch, with primary staff assistance by **Jack R. Drago**, **Barbara S. Tinari**, **Kirk K. Degler**, **Joseph R. Fuller**, **Susan G. Baker**, **Deborah M. Stempowski**, **Brian D. Gregory**, **Theresa L. Steele**, **Chris E. Blackburn**, **Gary R. Rice**, **M. Craig Schadt**, **Arthur B. Stewart**, **Sandra K. Byrd**, and **Evelyn D. Butler**.

Systems and procedures for mailout, receipt, correspondence, data input, industry classification, other clerical processing, administrative record processing, quality control, and the associated electronic computer programs, were developed in the Economic Planning and Coordination Division.

Mailout preparation and receipt operations, clerical and analytical review activities, data keying, and geocoding review were performed by the staff of the Data Preparation Division, **Judith N. Petty**, Chief.

Geographic coding procedures and associated computer programs were developed by the staff of the Geography Division, **Joel L. Morrison**, Chief.

The computer processing systems were developed and coordinated in the Economic Statistical Methods and Programming Division, **Charles P. Pautler, Jr.**, Chief. **Martin S. Harahush**, Assistant Chief for Quinquennial Programs, was responsible for design and implementation of the computer systems. The computer programs were prepared under the supervision of **William C. Wester**, Chief, Business Census Branch, and **Steven G. McCraith**, Chief, Utilities and Financial Census Branch, assisted by **Jeffrey S. Rosen**, **Barbara L. Lambert**, **Jacqueline R. Sellers**, and **Tsung C. Chu**. Additional programming assistance was provided by **Robert S. Jewett**.

Computer processing was performed in the Computer Services Division, **Marvin D. Raines**, Chief.

The staff of the Administrative and Publications Services Division, **Walter C. Odom**, Chief, performed planning, design, composition, editorial review, and printing planning and procurement for publications and report forms. **Margaret A. Smith** provided publication coordination and editing.

Special acknowledgment is also due the many businesses whose cooperation has contributed to the publication of these data.

If you have any questions concerning the statistics in this report, call 301-457-2689.



**Economics and Statistics
Administration**

Everett M. Ehrlich, Under Secretary
for Economic Affairs



BUREAU OF THE CENSUS

Martha Farnsworth Riche, Director
Harry A. Scarr, Deputy Director

Paula J. Schneider, Principal Associate
Director for Programs

Thomas L. Mesenbourg, Acting Associate
Director for Economic Programs

Thomas L. Mesenbourg, Assistant Director
for Economic Programs

**ECONOMIC PLANNING AND COORDINATION
DIVISION**

John P. Govoni, Chief

SERVICES DIVISION

Carole A. Ambler, Chief

Introduction to the Economic Census

PURPOSES AND USES OF THE ECONOMIC CENSUS

The economic census is the major source of facts about the structure and functioning of the Nation's economy. It provides essential information for government, business, industry, and the general public.

The economic census furnishes an important part of the framework for such composite measures as the gross domestic product, input/output measures, production and price indexes, and other statistical series that measure short-term changes in economic conditions.

Policymaking agencies of the Federal Government use the data, especially in monitoring economic activity and providing assistance to business.

State and local governments use the data to assess business activities and tax bases within their jurisdictions and to develop programs to attract business.

Trade associations study trends in their own and competing industries and keep their members informed of market changes.

Individual businesses use the data to locate potential markets and to analyze their own production and sales performance relative to industry or area averages.

AUTHORITY AND SCOPE

Title 13 of the United States Code (sections 131, 191, and 224) directs the Census Bureau to take the economic census every 5 years, covering years ending in 2 and 7. The 1992 Economic Census consists of the following eight censuses:

- Census of Retail Trade
- Census of Wholesale Trade
- Census of Service Industries
- Census of Financial, Insurance, and Real Estate Industries
- Census of Transportation, Communications, and Utilities
- Census of Manufactures
- Census of Mineral Industries
- Census of Construction Industries

Special programs also cover enterprise statistics and minority-owned and women-owned businesses. (The 1992 Census of Agriculture and 1992 Census of Governments are conducted separately.) The next economic census is scheduled to be taken in 1998 covering the year 1997.

AVAILABILITY OF THE DATA

The results of the economic census are available in printed reports for sale by the U.S. Government Printing Office and on compact discs for sale by the Census Bureau. Order forms for all types of products are available on request from Customer Services, Bureau of the Census, Washington, DC 20233-8300. A more complete description of publications being issued from this census is on the inside back cover of this document.

Census facts are also widely disseminated by trade associations, business journals, and newspapers. Volumes containing census statistics are available in most major public and college libraries. Finally, State data centers in every State as well as business and industry data centers in many States also supply economic census statistics.

WHAT'S NEW IN 1992

The 1992 Economic Census covers more of the economy than any previous census. New for 1992 are data on communications, utilities, financial, insurance, and real estate, as well as coverage of more transportation industries. The economic, agriculture, and governments censuses now collectively cover nearly 98 percent of all economic activity.

Among other changes, new 1992 definitions affect the boundaries of about a third of all metropolitan areas. Also, the Survey of Women-Owned Businesses has now been expanded to include all corporations.

HISTORICAL INFORMATION

The economic census has been taken as an integrated program at 5-year intervals since 1967 and before that for 1963, 1958, and 1954. Prior to that time, the individual subcomponents of the economic census were taken separately at varying intervals.

The economic census traces its beginnings to the 1810 Decennial Census, when questions on manufacturing were included with those for population. Coverage of economic activities was expanded for 1840 and subsequent censuses to include mining and some commercial activities. In 1902, Congress established a permanent Census Bureau and directed that a census of manufactures be taken every 5 years. The 1905 Manufactures Census was the first time a census was taken apart from the regular every-10-year population census.

The first census of business was taken in 1930, covering 1929. Initially it covered retail and wholesale trade and construction industries, but it was broadened in 1933 to include some of the service trades.

The 1954 Economic Census was the first census to be fully integrated—providing comparable census data across economic sectors, using consistent time periods, concepts, definitions, classifications, and reporting units. It was the first census to be taken by mail, using lists of firms provided by the administrative records of other Federal agencies. Since 1963, administrative records also have been used to provide basic statistics for very small firms, reducing or eliminating the need to send them census questionnaires. The Enterprise Statistics Program, which publishes combined data from the economic census, was made possible with the implementation of the integrated census program in 1954.

The range of industries covered in the economic censuses has continued to expand. The census of construction industries began on a regular basis in 1967, and the scope of service industries was broadened in 1967, 1977, and 1987. The census of transportation began in 1963 as a set of surveys covering travel, transportation of commodities, and trucks, but expanded in 1987 to cover business establishments in several transportation industries. For 1992, these statistics are incorporated into a broadened census of transportation, communications, and utilities. Also new for 1992 is the census of financial, insurance, and real estate industries. This is part of a gradual expansion in coverage of industries previously subjected to government regulation.

The Survey of Minority-Owned Business Enterprises was first conducted as a special project in 1969 and was incorporated into the economic census in 1972 along with the Survey of Women-Owned Businesses.

An economic census has also been taken in Puerto Rico since 1909, in the Virgin Islands of the United States and Guam since 1958, and in the Commonwealth of the Northern Mariana Islands since 1982.

Statistical reports from the 1987 and earlier censuses provide historical figures for the study of long-term time series and are available in some large libraries. All of the census data published since 1967 are still available for sale on microfiche from the Census Bureau.

AVAILABILITY OF MORE FREQUENT ECONOMIC DATA

While the census provides complete enumerations every 5 years, there are many needs for more frequent data as well. The Census Bureau conducts a number of monthly, quarterly, and annual surveys, with the results appearing in publication series such as Current Business Reports (retail and wholesale trade and service industries), the Annual Survey of Manufactures, Current Industrial Reports, and the Quarterly Financial Report. Most of these surveys, while providing more frequent observations, yield less kind-of-business and geographic detail than the census. The County Business Patterns program offers annual statistics on the number of establishments, employment, and payroll classified by industry within each county.

SOURCES FOR MORE INFORMATION

More information about the scope, coverage, classification system, data items, and publications for each of the economic censuses and related surveys is published in the *Guide to the 1992 Economic Census and Related Statistics*. More information on the methodology, procedures, and history of the census will be published in the *History of the 1992 Economic Census*. Contact Customer Services for information on availability.

Census of Service Industries

GENERAL

The 1992 Census of Service Industries, part of the 1992 Economic Census, covered service industries as defined in Division I of the *Standard Industrial Classification Manual: 1987*¹ (SIC), except Elementary and Secondary Schools (SIC 821), Colleges, Universities, Professional Schools, and Junior Colleges (SIC 822), Labor Unions and Similar Labor Organizations (SIC 863), Political Organizations (SIC 865), Religious Organizations (SIC 866), and Private Households (SIC 881). The census also excluded governmental establishments classified in the covered industries, except for government-operated hospitals which were included.

Data are presented for establishments in the following classifications:

SIC code	Title
70	Hotels, rooming houses, camps, and other lodging places
72	Personal services
73	Business services
75	Automotive repair, services, and parking
76	Miscellaneous repair services
78	Motion pictures
79	Amusement and recreation services
80	Health services
81	Legal services
823, 4, 9	Selected educational services
83	Social services
84	Museums, art galleries, and botanical and zoological gardens
861, 2, 4, 9	Selected membership organizations
87	Engineering, accounting, research, management, and related services
89	Services, not elsewhere classified

This series of reports presents data for service establishments of firms subject to Federal income tax and (in separate tables) of firms which are exempt from Federal income tax under provisions of the Internal Revenue Code. Only establishments with some payroll during the year are included. For a more detailed explanation, see appendix A.

¹*Standard Industrial Classification Manual: 1987*. For sale by Superintendent of Documents, U.S. Government Printing Office, Washington, DC 20402. Stock No. 041-001-00314-2.

Many of the "kinds of business or operation" included in this report are not thought of as commercial businesses, and the terms (such as "business," "establishment," and "firm") used to describe them may not be descriptive of such services, particularly for not-for-profit and professional services. However, these terms are applied to all "kinds of business or operation" in order to maintain conformity in the measures of the production and delivery of goods and services and in the presentation of data.

The basic tabulations in this report do not include data for establishments which are auxiliary (primary function is providing a service, such as warehousing or bookkeeping) to service establishments within the same organization. Data for auxiliaries are presented in a subsequent report issued as part of the 1992 Enterprise Statistics reports.

For the 1992 Census of Service Industries, large- and medium-size firms, plus all firms known to operate more than one establishment, were sent questionnaires to be completed and returned to the Census Bureau by mail. For most very small firms, including those with no paid employees, data from existing administrative records of other Federal agencies were used instead. These records provided basic information on location, kind of business, receipts, payroll, number of employees, and legal form of organization. In addition, more detailed information for selected kinds of business was obtained on the various questionnaires.

Appendix A gives a more detailed explanation of census coverage and methodology.

CENSUS DISCLOSURE RULES

In accordance with Federal law governing census reports, no data are published that would disclose the operations of an individual establishment or business. However, the number of establishments in a kind-of-business classification is not considered a disclosure, so this information may be released even though other information is withheld.

GEOGRAPHIC AREAS COVERED

This report series presents data for the following areas:

1. The United States as a whole.
2. Each State and the District of Columbia.

3. Each consolidated metropolitan statistical area (CMSA) and primary metropolitan statistical area (PMSA) defined by the Office of Management and Budget (OMB) as of June 30, 1993. A CMSA is an area used to facilitate the presentation and analysis of data for large concentrations of metropolitan populations. It includes two or more contiguous PMSA's which have a population of at least 1,000,000² and which meet specific criteria of urban character and of social and economic integration.
4. Each metropolitan statistical area (MSA) defined by the OMB as of June 30, 1993. An MSA is an integrated economic and social unit with a population nucleus of at least 50,000 inhabitants.² Each MSA consists of one or more counties meeting standards of metropolitan character; in New England, cities and towns rather than counties are the component geographic units.
5. The area within the State outside metropolitan areas (MA's).
6. Each county or county equivalent.³ Counties are the primary divisions of States, except in Louisiana where they are called parishes and in Alaska where they are called boroughs and census areas. Maryland, Missouri, Nevada, and Virginia have one place or more that is independent of any county organization and constitutes primary divisions of their States. These places are treated as counties and as places.
7. Each consolidated city.³ Consolidated cities are consolidated governments which consist of separately incorporated municipalities.
8. Each municipality of 2,500 inhabitants or more incorporated as a city, borough, village, or town.^{2 3}

For the economic census, boroughs and census areas in Alaska and boroughs in New York are not included in this category.
9. Special economic urban areas (SEUA's), which include townships in Michigan, New Jersey, and Pennsylvania, and towns in New York, Wisconsin, and the six New England States with 10,000 inhabitants or more.²

DOLLAR VALUES

All dollar values presented in this report are expressed in current dollars, i.e., 1992 data are expressed in 1992 dollars and 1987 data in 1987 dollars. Consequently, when making comparisons to prior years, users of the data should consider the inflation that has occurred.

RELIABILITY OF DATA

All data compiled in this report originated from either census questionnaires or administrative records of other Federal agencies and, therefore, are not subject to sampling errors. However, the data are subject to nonsampling

²According to the 1990 Census of Population or subsequent special census.

³Those defined as of January 1, 1992.

errors. Nonsampling errors can be attributed to many sources: inability to identify all cases in the actual universe; definition and classification difficulties; differences in the interpretation of questions; errors in recording or coding the data obtained; and other errors of collection, response, coverage, processing, and estimation for missing or misreported data.

The accuracy of these tabulated data is determined by the joint effects of the various nonsampling errors. No direct measurement of these effects has been obtained except for estimation for missing or misreported data; however, precautionary steps were taken in all phases of the collection, processing, and tabulation of the data in an effort to minimize the effects of nonsampling errors.

The Bureau of the Census obtains on computer tape limited information extracted from administrative records of other Federal agencies. This information is used in conjunction with other information available to the Census Bureau to develop estimates for nonemployers, small employers, and other establishments for which responses were not received in time for publication. For an indication of the extent that data included in these reports were obtained from the administrative records of other Federal agencies and from estimation, rather than reports directly from respondents, see appendix E. Also, see appendix A for a more detailed explanation of census coverage and methodology.

SPECIAL TABULATIONS

Special tabulations of data collected in the 1992 Census of Service Industries may be obtained, depending on availability of time and personnel, on diskette, computer tape, or in tabular form. The data will be in summary form and subject to the same rules prohibiting disclosure of confidential information (including name, address, kind of business, or other data for individual business establishments or companies) as are the regular publications.

Special tabulations are prepared on a cost basis. A request for a cost estimate, as well as exact specifications on the type and format of the data to be provided, should be directed to the Chief, Services Division, Bureau of the Census, Washington, DC 20233.

To discuss a special tabulation before submitting specifications, call 1-800-541-8345.

ABBREVIATIONS AND SYMBOLS

The following abbreviations and symbols are used in this publication:

- * See kind-of-business descriptions for SIC 72 and SIC 7384 in appendix A for treatment of plant outlets.
- Represents zero.
- (D) Withheld to avoid disclosing data for individual companies; data are included in broader kind-of-business totals.

(IC)	Independent city.	Symbol	Employment Size
(NA)	Not available.		
(X)	Not applicable.	AA	0–19
CMSA	Consolidated metropolitan statistical area.	BB	20–99
MA	Metropolitan area.	CC	100–249
MSA	Metropolitan statistical area.	EE	250–499
n.e.c.	Not elsewhere classified.	FF	500–999
PMSA	Primary metropolitan statistical area.	GG	1,000–2,499
pt.	Part.	HH	2,500–4,999
r	Revised.	II	5,000–9,999
SIC	Standard Industrial Classification.	JJ	10,000–24,999

The following symbols are used in this publication to show employment size ranges for employment data that have been withheld to avoid disclosing data for individual companies (employment size range codes are provided for the first time in the 1992 Economic Census):

KK	25,000–49,999
LL	50,000–99,999
MM	100,000 or more

Users' Guide for Locating Statistics in This Report by Table Number

Information shown in tables	Table															
	1a	1b	2a	2b	3a	3b	4	5	6	7a	7b	8a	8b	9	10	
GEOGRAPHIC AREAS																
The State	X	X	X	X	X	X	X							X	X	
CMSA's and MSA's in the State										X	X					
PMSA's in the State										X	X					
Area of the State not in any CMSA, PMSA, or MSA												X	X			
Counties in the State							X		X						X	
Places in the State							X	X						X		
DATA ITEMS																
Establishments	X	X			X	X	X	X	X	X	X	X	X			
Receipts	X				X		X	X	X	X		X		X	X	
Revenue		X									X		X			
Expenses						X										
Annual payroll	X	X			X	X	X	X	X	X	X	X	X			
First-quarter payroll	X	X					X	X	X	X	X	X	X			
Paid employees for pay period including March 12, 1992	X	X			X	X	X	X	X	X	X	X	X			
1987 to 1992 comparative statistics					X	X										
Receipts per establishment			X													
Revenue per establishment				X												
Expenses per establishment				X												
Receipts per employee			X													
Revenue per employee				X												
Expenses per employee				X												
Annual payroll per employee			X	X												
Employees per establishment			X	X												
Counties ranked by volume of receipts															X	
Places ranked by volume of receipts														X		

Users' Guide for Locating Statistics in the 1992 Census of Service Industries Reports

Report and geographic area	Information shown in reports by kind of business or industry category										
	Number of establishments	Receipts/Revenue (\$1,000)	Payroll (\$1,000)	Number of employees	Selected ratios	Receipts/revenue lines	Receipts size and employment size of establishments and firms	Concentration ratios of largest firms	Single units and multi-units	Legal form of organization	Selected topics
GEOGRAPHIC AREA SERIES											
United States	X	X	X	X	X						
State	X	X	X	X	X						
CMSA, PMSA, MSA	X	X	X	X							
County	X	X	X	X							
Place	X	X	X	X							
NONEMPLOYER STATISTICS SERIES											
United States	X	X									
State	X	X									
CMSA, PMSA, MSA	X	X									
County	X	X									
Place	X	X									
ESTABLISHMENT AND FIRM SIZE (INCLUDING LEGAL FORM OF ORGANIZATION)											
United States	X	X	X	X			X	X	X	X	
CAPITAL EXPENDITURES, DEPRECIABLE ASSETS, AND OPERATING EXPENSES											
United States		X	X								X
RECEIPTS/ REVENUE LINES											
United States	X	X				X					
State	X	X				X					
CMSA, PMSA, MSA	X	X				X					
HOTELS, MOTELS, AND OTHER LODGING PLACES											
United States	X	X	X	X		X					X
State	X	X	X	X		X					X
CMSA, PMSA, MSA	X	X				X					X

Report and geographic area	Information shown in reports by kind of business or industry category										
	Number of establishments	Receipts/Revenue (\$1,000)	Payroll (\$1,000)	Number of employees	Selected ratios	Receipts/revenue lines	Receipts size and employment size of establishments and firms	Concentration ratios of largest firms	Single units and multi-units	Legal form of organization	Selected topics
ZIP CODES											
United States	X	X	X	X							
State	X	X	X	X							
MISCELLANEOUS SUBJECTS											
United States	X	X	X	X							X
State	X	X									X
CMSA, PMSA, MSA	X	X									X

Contents

Wyoming

[Page numbers listed here omit the prefix that appears as part of the number of each page]

	Page
Introduction to the Economic Census.....	III
Census of Service Industries	V
Users' Guide for Locating Statistics in This Report by Table Number	VIII
Users' Guide for Locating Statistics in the 1992 Census of Service Industries Reports...	IX
Summary of Findings	2

FIGURES

1. Percent Change in Receipts and Annual Payroll for Establishments of Firms Subject to Federal Income Tax: 1987 to 1992	3
2. Annual Payroll per Employee for Establishments of Firms Subject to Federal Income Tax: 1992 and 1987	4
Maps	5

TABLES

1a. Summary Statistics for Firms Subject to Federal Income Tax for the State: 1992..	7
1b. Summary Statistics for Firms Exempt From Federal Income Tax for the State: 1992	11
2a. Selected Ratios for Firms Subject to Federal Income Tax for the State: 1992.....	12
2b. Selected Ratios for Firms Exempt From Federal Income Tax for the State: 1992..	15
3a. Comparative Statistics for Firms Subject to Federal Income Tax for the State: 1992 and 1987	15
3b. Comparative Statistics for Firms Exempt From Federal Income Tax for the State: 1992 and 1987	19
4. Summary Statistics for Firms Subject to Federal Income Tax for Counties and for Places With 2,500 Inhabitants or More: 1992	20
5. Summary Statistics for Firms Subject to Federal Income Tax for Places With 350 Establishments or More: 1992.....	22
6. Summary Statistics for Firms Subject to Federal Income Tax for Counties With 350 Establishments or More: 1992.....	25
7a. Summary Statistics for Firms Subject to Federal Income Tax for Metropolitan Areas: 1992	26
7b. Summary Statistics for Firms Exempt From Federal Income Tax for Metropolitan Areas: 1992	29
8a. Summary Statistics for Firms Subject to Federal Income Tax for the Area Outside Metropolitan Areas: 1992	30
8b. Summary Statistics for Firms Exempt From Federal Income Tax for the Area Outside Metropolitan Areas: 1992	33
9. Places With 2,500 Inhabitants or More Ranked by Volume of Receipts of Firms Subject to Federal Income Tax: 1992	33
10. Counties Ranked by Volume of Receipts of Firms Subject to Federal Income Tax: 1992	34

APPENDIXES

A. General Explanation	A-1
B. Sample Report Form and Instructions	B-1
C. Kind-of-Business Titles and Reporting-Form Numbers	C-1
D. Metropolitan Areas	D-1
E. Percent of Receipts/ Revenue Based on Administrative Records and Estimation for the State: 1992	E-1
F. Geographic Notes	F-1
G. Establishments in Business Any Time During Year and Establishments in Business at End of Year for the State: 1992 and 1987	G-1

Publication Program..... Inside back cover

Summary of Findings

FIRMS SUBJECT TO FEDERAL INCOME TAX

Data from the 1992 Census of Service Industries show that Wyoming's 4,136 service industries establishments of firms with payroll that were subject to Federal income tax had receipts totaling \$1.4 billion. The 1992 data represent an increase of 56.7 percent in receipts for the State since 1987.

For establishments with payroll in 1992, receipts of offices and clinics of medical doctors totaled \$148.2 million, compared with \$113.2 million in 1987. Other leading service kinds of business in 1992 were hotels and motels with \$241.2 million in receipts, legal services with \$96.1 million, and offices and clinics of dentists with \$52.7 million.

There were 26,467 paid employees (full- and part-time) working in service industries in the State as of mid-March 1992, compared with 21,791 employees in 1987. Large employers included hotels and motels with 5,980 employees, offices and clinics of doctors of medicine with 1,826 employees, and nursing and personal care facilities with 1,347 employees.

ORGANIZATIONS EXEMPT FROM FEDERAL INCOME TAX

Data for the census show that Wyoming's 737 service industries establishments of firms and other organizations with payroll that were exempt from Federal income tax had revenue totaling \$561.5 million and expenses of \$551.0 million in 1992. The 1992 data represent an increase of 43.6 percent in expenses since 1987.

For establishments with payroll in 1992, revenue of hospitals totaled \$349.7 million, compared with \$257.8 million in 1987. Other leading classifications in 1992 were individual and family social services with revenue of \$36.4 million, and civic, social, and fraternal associations with \$26.7 million.

There were 15,437 paid employees (full- and part-time) as of mid-March 1992, compared with 13,081 employees in 1987. Hospitals had 7,167 employees; individual and family social services, 1,666 employees; and job training and vocational rehabilitation services, 1,556 employees.

Figure 1. **Percent Change in Receipts and Annual Payroll for Establishments of Firms Subject to Federal Income Tax: 1987 to 1992**

(Includes only establishments with payroll. For meaning of abbreviations and symbols, see introductory text)

Receipts 
Payroll 

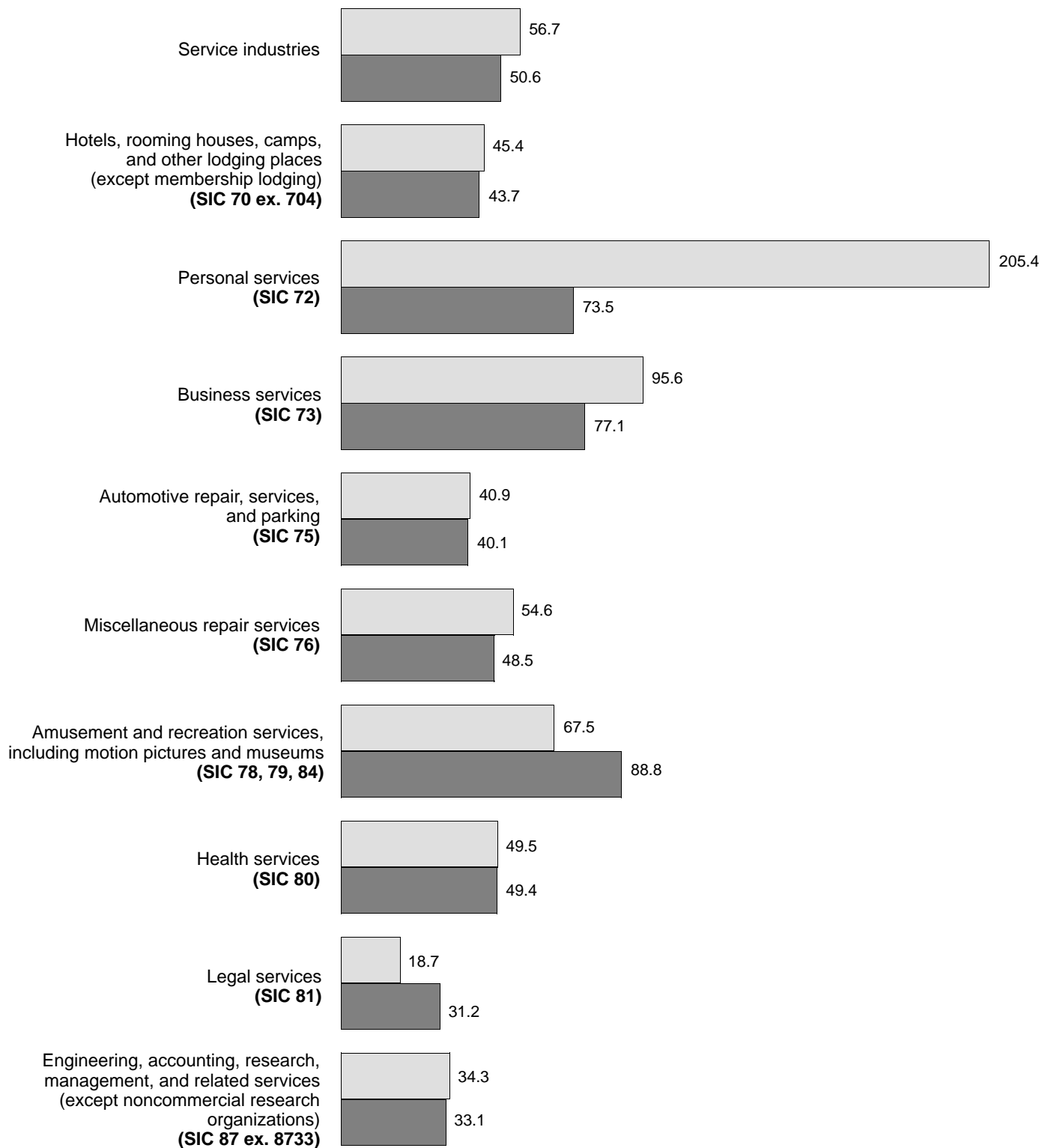




Figure 2. **Annual Payroll Per Employee for Establishments of Firms Subject to Federal Income Tax: 1992 and 1987**

(In dollars. For meaning of abbreviations and symbols, see introductory text)

1992 
1987 

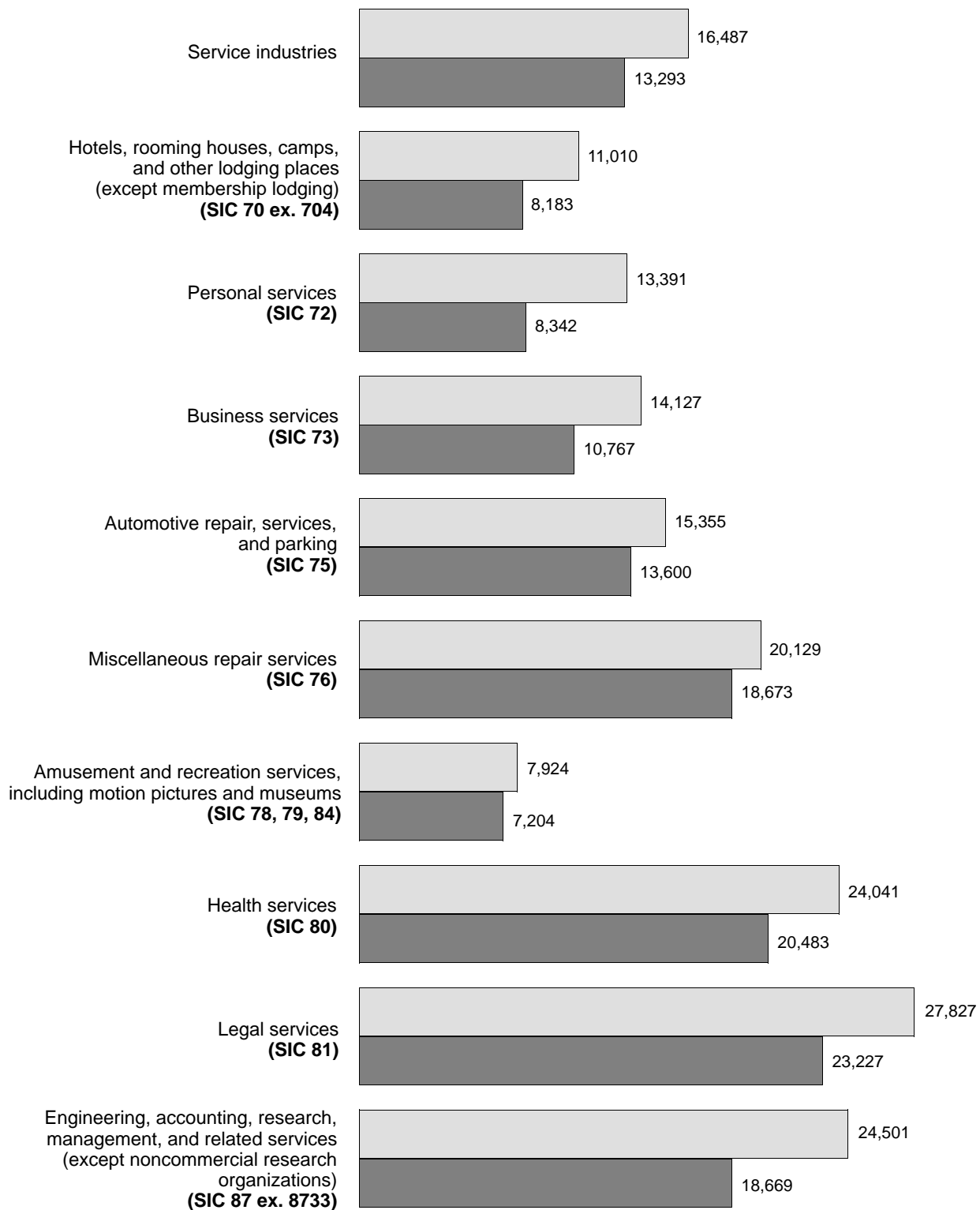




Table 1a. Summary Statistics for Firms Subject to Federal Income Tax for the State: 1992

[Includes only establishments with payroll. For meaning of abbreviations and symbols, see introductory text. For explanation of terms and comparability of 1987 and 1992 censuses, see appendix A]

SIC code	Kind of business or operation	Establishments (number)	Receipts (\$1,000)	Annual payroll (\$1,000)	First-quarter payroll (\$1,000)	Paid employees for pay period including March 12 (number)
	Total	4 136	1 384 022	436 351	94 244	26 467
70 ex. 704	Hotels, rooming houses, camps, and other lodging places (except membership lodging)	483	267 473	69 338	13 147	6 298
	Hotels and motels.....	379	241 231	63 046	12 500	5 980
7011	Hotels.....	128	113 825	33 129	6 658	3 164
7011 pt.	Hotels, 25 guestrooms or more.....	89	110 052	32 536	6 545	3 002
7011 pt.	Hotels, less than 25 guestrooms.....	39	3 773	593	113	162
7011 pt.	Motels, motor hotels, and tourist courts.....	251	127 406	29 917	5 842	2 816
7011 pt.	Motels, tourist courts.....	227	(D)	(D)	(D)	GG
7011 pt.	Motor hotels.....	24	(D)	(D)	(D)	FF
702, 3	Other lodging places.....	104	26 242	6 292	647	318
702	Rooming and boarding houses.....	8	1 658	549	111	57
703	Camps and recreational vehicle parks.....	96	24 584	5 743	536	261
7032	Sporting and recreational camps.....	64	19 483	4 955	489	230
7033	Recreational vehicle parks and campsites.....	32	5 101	788	47	31
72	Personal services	393	122 461	23 220	4 264	1 734
721	Laundry, cleaning, and garment services.....	97	20 367	6 599	1 802	579
7211	Power laundries, family and commercial*.....	2	(D)	(D)	(D)	BB
7213	Linen supply*.....	6	7 433	2 714	669	182
7215	Coin-operated laundries and drycleaning.....	28	(D)	(D)	(D)	BB
7215 pt.	Coin-operated laundries and drycleaning stores.....	28	(D)	(D)	(D)	BB
7215 pt.	Coin-operated laundry routes.....	—	—	—	—	—
7216	Drycleaning plants, except rug cleaning*.....	35	4 168	1 438	325	153
7217	Carpet and upholstery cleaning.....	19	1 346	340	61	45
7218	Industrial laundries*.....	3	(D)	(D)	(D)	CC
7212, 9	Other laundry, cleaning, and garment services*.....	4	125	20	5	4
7212	Garment pressing, and agents for laundries and drycleaners.....	—	—	—	—	—
7219	Laundry and garment services, n.e.c.*.....	4	125	20	5	4
722	Photographic studios, portrait.....	24	(D)	(D)	(D)	BB
723, 4	Beauty and barber shops.....	189	15 244	5 719	1 351	662
723	Beauty shops.....	185	(D)	(D)	(D)	FF
724	Barber shops.....	4	(D)	(D)	(D)	AA
725	Shoe repair shops and shoeshine parlors.....	4	(D)	(D)	(D)	AA
726	Funeral service and crematories.....	25	(D)	(D)	(D)	CC
729	Miscellaneous personal services.....	54	(D)	(D)	(D)	EE
7291	Tax return preparation services.....	23	(D)	(D)	(D)	CC
7299	Miscellaneous personal services, n.e.c.....	31	(D)	(D)	(D)	BB
7299 pt.	Massage parlors, tanning salons, and saunas.....	9	(D)	(D)	(D)	BB
7299 pt.	Other personal services.....	22	(D)	(D)	(D)	BB
7299 pt.	Diet and weight reducing services.....	15	(D)	(D)	(D)	BB
7299 pt.	Formal wear rental.....	—	—	—	—	—
7299 pt.	Other personal services, n.e.c.....	7	(D)	(D)	(D)	BB
73	Business services	504	151 650	48 342	11 233	3 422
731	Advertising.....	20	7 055	2 016	492	114
7311	Advertising agencies.....	12	(D)	(D)	(D)	BB
7312	Outdoor advertising services.....	3	2 856	577	150	28
7313	Radio, television, publishers' advertising representatives.....	5	(D)	(D)	(D)	BB
7313 pt.	Radio, television advertising representatives.....	4	(D)	(D)	(D)	BB
7313 pt.	Publishers' advertising representatives.....	1	(D)	(D)	(D)	AA
7319	Advertising, n.e.c.....	—	—	—	—	—
732	Consumer credit reporting agencies, mercantile reporting agencies, and adjustment and collection agencies.....	19	(D)	(D)	(D)	CC
7322	Adjustment and collection services.....	13	(D)	(D)	(D)	CC
7323	Credit reporting services.....	6	(D)	(D)	(D)	BB
733	Mailing, reproduction, commercial art and photography, and stenographic services.....	42	7 600	1 885	418	154
7331	Direct mail advertising services.....	2	(D)	(D)	(D)	AA
7331 pt.	Mailing list compilers, brokers, and managers.....	—	—	—	—	—
7331 pt.	Direct mail advertising services, except mailing list services.....	2	(D)	(D)	(D)	AA
7334	Photocopying and duplicating services.....	7	(D)	(D)	(D)	BB
7334 pt.	Blueprinting and photocopying services.....	7	(D)	(D)	(D)	BB
7334 pt.	Duplicating services, except printing and photocopying.....	—	—	—	—	—
7335, 6	Commercial photography, art, and graphics.....	16	(D)	(D)	(D)	AA
7335	Commercial photography.....	6	(D)	(D)	(D)	AA
7336	Commercial art and graphic design.....	10	851	117	19	6
7336 pt.	Commercial art.....	2	(D)	(D)	(D)	AA
7336 pt.	Graphic arts and related design.....	8	(D)	(D)	(D)	AA
7338	Secretarial and court reporting services.....	17	(D)	(D)	(D)	BB
734	Services to dwellings and other buildings.....	130	15 010	6 272	1 384	721
7342	Disinfecting and pest control services.....	1	(D)	(D)	(D)	AA
7349	Building cleaning and maintenance services, n.e.c.....	129	(D)	(D)	(D)	FF
735	Miscellaneous equipment rental and leasing.....	100	61 333	13 778	3 118	623
7352	Medical equipment rental and leasing.....	19	7 564	1 742	410	100
7353	Heavy construction equipment rental and leasing.....	18	16 326	3 130	690	139
7353 pt.	Rental and leasing of heavy construction equipment without operators.....	13	6 643	1 741	409	85
7353 pt.	Rental and leasing of heavy construction equipment with operators.....	5	9 683	1 389	281	54
7359	Equipment rental and leasing, n.e.c.....	63	37 443	8 906	2 018	384
7359 pt.	Equipment rental.....	56	35 231	8 500	1 907	361
7359 pt.	Rent-to-own.....	9	2 931	490	112	35
7359 pt.	Equipment rental, except rent-to-own.....	47	32 300	8 010	1 795	326
7359 pt.	Equipment leasing, except finance leasing.....	7	2 212	406	111	23

Table 1a. Summary Statistics for Firms Subject to Federal Income Tax for the State: 1992—Con.

[Includes only establishments with payroll. For meaning of abbreviations and symbols, see introductory text. For explanation of terms and comparability of 1987 and 1992 censuses, see appendix A]

SIC code	Kind of business or operation	Establishments (number)	Receipts (\$1,000)	Annual payroll (\$1,000)	First-quarter payroll (\$1,000)	Paid employees for pay period including March 12 (number)
73	Business services—Con.					
736	Personnel supply services	32	15 085	9 493	2 426	782
7361	Employment agencies	12	1 894	1 290	356	109
7363	Help supply services	20	13 191	8 203	2 070	673
7363 pt.	Temporary help supply	18	(D)	(D)	(D)	FF
7363 pt.	Help supply, except temporary	2	(D)	(D)	(D)	AA
7363 pt.	Employee leasing	—	—	—	—	—
7363 pt.	Other help supply services	2	(D)	(D)	(D)	AA
737	Computer programming, data processing, and other computer related services	33	13 279	4 248	928	160
7371, 2, 3	Computer programming, prepackaged software, and integrated systems	14	4 909	2 448	479	80
7371	Computer programming services	11	4 620	2 425	472	77
7372	Prepackaged software	—	—	—	—	—
7373	Computer integrated systems	3	289	23	7	3
7374, 5, 6	Data processing services	11	(D)	(D)	(D)	BB
7374, 5	Computer processing, information retrieval	10	5 472	846	182	36
7374	Computer processing and data preparation and processing services	10	5 472	846	182	36
7375	Information retrieval services	—	—	—	—	—
7376	Computer facilities management services	1	(D)	(D)	(D)	AA
7377, 8, 9	Computer rental and leasing, maintenance, and related services, n.e.c.	8	(D)	(D)	(D)	BB
7377	Computer rental and leasing	—	—	—	—	—
7378	Computer maintenance and repair	3	843	324	76	12
7379	Computer related services, n.e.c.	5	(D)	(D)	(D)	AA
7379 pt.	Computer consultants	4	(D)	(D)	(D)	AA
7379 pt.	Miscellaneous computer services, n.e.c.	1	(D)	(D)	(D)	AA
738	Miscellaneous business services	128	(D)	(D)	(D)	FF
7381, 2	Detective agencies and protective services	27	5 120	3 208	758	336
7381	Detective, guard, and armored car services	26	(D)	(D)	(D)	EE
7381 pt.	Detective agencies and guard services	23	(D)	(D)	(D)	EE
7381 pt.	Armored car services	3	(D)	(D)	(D)	AA
7382	Security systems services	1	(D)	(D)	(D)	AA
7383	News syndicates	2	(D)	(D)	(D)	AA
7384	Photofinishing laboratories*	18	(D)	(D)	(D)	BB
7384 pt.	Photofinishing laboratories, except "one-hour" (mini) labs*	5	1 688	396	80	35
7384 pt.	One-hour (mini) photofinishing*	13	(D)	(D)	(D)	BB
7389	Business services, n.e.c.	81	(D)	(D)	(D)	EE
7389 pt.	Sign painting shops	7	477	95	12	7
7389 pt.	Interior designing	5	(D)	(D)	(D)	AA
7389 pt.	Telephone answering services	17	2 036	939	209	95
7389 pt.	Other business services	52	(D)	(D)	(D)	CC
7389 pt.	Water softening and conditioning services	8	833	153	42	20
7389 pt.	Packaging and labeling services	3	477	30	5	3
7389 pt.	Trading stamp services	—	—	—	—	—
7389 pt.	Miscellaneous business services	41	(D)	(D)	(D)	CC
7389 pt.	Convention and trade show services	2	(D)	(D)	(D)	AA
7389 pt.	Private mail centers	3	(D)	(D)	(D)	AA
7389 pt.	Miscellaneous business services, n.e.c.	36	(D)	(D)	(D)	CC
75	Automotive repair, services, and parking	403	92 931	20 914	4 903	1 362
751	Automotive rental and leasing, without drivers	29	(D)	(D)	(D)	CC
7513	Truck rental and leasing, without drivers	2	(D)	(D)	(D)	AA
7513 pt.	Truck rental, without drivers	1	(D)	(D)	(D)	AA
7513 pt.	Truck leasing, except finance leasing	1	(D)	(D)	(D)	AA
7514, 5	Passenger car rental and leasing	23	12 513	1 644	354	102
7514	Passenger car rental	23	12 513	1 644	354	102
7515	Passenger car leasing	—	—	—	—	—
7519	Utility trailer and recreational vehicle rental	4	(D)	(D)	(D)	AA
752	Automobile parking	—	—	—	—	—
7521 pt.	Parking lots	—	—	—	—	—
7521 pt.	Parking structures	—	—	—	—	—
753	Automotive repair shops	324	69 494	16 888	4 009	1 027
7532	Top, body, and upholstery repair shops and paint shops	79	16 381	4 728	1 182	303
7532 pt.	Top and body repair shops	70	15 599	4 553	1 138	288
7532 pt.	Paint shops	9	782	175	44	15
7538	General automotive repair shops	193	39 969	9 034	2 120	542
7538 pt.	General automotive repair shops, except diesel	161	(D)	(D)	(D)	EE
7538 pt.	Diesel repair shops	32	(D)	(D)	(D)	CC
7533, 4, 6, 7, 9	Other automotive repair shops	52	13 144	3 126	707	182
7533	Automotive exhaust system repair shops	9	1 649	301	64	24
7534	Tire retreading and repair shops	2	(D)	(D)	(D)	AA
7536	Automotive glass replacement shops	12	(D)	(D)	(D)	BB
7537	Automotive transmission repair shops	9	2 110	685	159	36
7539	Automotive repair shops, n.e.c.	20	(D)	(D)	(D)	BB
7539 pt.	Radiator repair	6	1 802	498	113	28
7539 pt.	Brake, front end, and wheel alignment	5	1 061	260	48	14
7539 pt.	Automotive electrical and fuel system services	6	961	202	48	20
7539 pt.	Carburetor repair shops	1	(D)	(D)	(D)	AA
7539 pt.	Automotive electrical repair shops	5	(D)	(D)	(D)	AA
7539 pt.	Other automotive repair shops, n.e.c.	3	(D)	(D)	(D)	AA
754	Automotive services, except repair	50	(D)	(D)	(D)	CC
7542	Carwashes	26	(D)	(D)	(D)	BB
7549	Automotive services, except repair and carwashes	24	6 483	1 482	337	140
7549 pt.	Lubrication shops	10	(D)	(D)	(D)	BB
7549 pt.	Other automotive services	14	(D)	(D)	(D)	BB
7549 pt.	Towing services	13	(D)	(D)	(D)	BB
7549 pt.	Other automotive services, n.e.c.	1	(D)	(D)	(D)	AA

Table 1a. Summary Statistics for Firms Subject to Federal Income Tax for the State: 1992—Con.

[Includes only establishments with payroll. For meaning of abbreviations and symbols, see introductory text. For explanation of terms and comparability of 1987 and 1992 censuses, see appendix A]

SIC code	Kind of business or operation	Establishments (number)	Receipts (\$1,000)	Annual payroll (\$1,000)	First-quarter payroll (\$1,000)	Paid employees for pay period including March 12 (number)
76	Miscellaneous repair services	256	75 512	20 189	4 859	1 003
762	Electrical repair shops	58	14 584	4 661	1 086	240
7622	Radio and television repair shops	16	3 319	1 224	290	77
7623, 9	Other electrical and electronic repair shops	42	11 265	3 437	796	163
7623	Refrigeration and air-conditioning service and repair shops	6	(D)	(D)	(D)	BB
7629	Electrical and electronic repair shops, n.e.c.	36	(D)	(D)	(D)	CC
763	Watch, clock, and jewelry repair	3	(D)	(D)	(D)	AA
764	Reupholstery and furniture repair	13	(D)	(D)	(D)	BB
769	Miscellaneous repair and related services	182	(D)	(D)	(D)	FF
7692	Welding repair	48	9 917	3 108	679	166
7694	Armature rewinding shops	8	10 487	3 597	903	101
7699	Repair shops and related services, n.e.c.	126	(D)	(D)	(D)	EE
7699 pt.	Farm machinery and equipment repair	8	3 929	491	124	27
7699 pt.	Lawnmower and other small gasoline engine repair	8	(D)	(D)	(D)	AA
7699 pt.	Sewer and septic tank cleaning services	8	1 244	352	75	30
7699 pt.	Other repair and related services, n.e.c.	104	(D)	(D)	(D)	EE
78, 79, 84	Amusement and recreation services, including motion pictures and museums	384	86 385	22 417	5 357	2 829
781, 2	Motion picture production, distribution, and services	11	(D)	(D)	(D)	BB
7812 pt.	Motion picture production, except for television	3	(D)	(D)	(D)	AA
7812 pt.	Motion picture and tape production for television	6	1 147	315	72	19
7819	Services allied to motion picture production	2	(D)	(D)	(D)	AA
7822 pt.	Motion picture film and tape distributors	-	-	-	-	-
7822 pt.	Motion picture film exchanges	-	-	-	-	-
7822 pt.	Video tape wholesalers	-	-	-	-	-
7822 pt.	Film and tape distribution for television	-	-	-	-	-
7829	Services allied to motion picture distribution	-	-	-	-	-
783	Motion picture theaters	45	(D)	(D)	(D)	EE
7832	Motion picture theaters, except drive-in	42	(D)	(D)	(D)	EE
7833	Drive-in motion picture theaters	3	116	29	-	-
784	Video tape rental	66	11 522	1 921	445	300
792	Theatrical producers (except motion picture), bands, orchestras, and entertainers	11	(D)	(D)	(D)	BB
7922	Theatrical producers (except motion picture) and miscellaneous theatrical services	5	(D)	(D)	(D)	BB
7922 pt.	Producers of live theatrical productions	2	(D)	(D)	(D)	BB
7922 pt.	Producers of radio and television shows, except tape producers	-	-	-	-	-
7922 pt.	Artists' and entertainers' managers or agents, concert bureaus, booking agents	2	(D)	(D)	(D)	AA
7922 pt.	Other theatrical services	1	(D)	(D)	(D)	AA
7929	Bands, orchestras, actors, and other entertainers and entertainment groups	6	1 588	402	74	32
7929 pt.	Dance groups and artists	-	-	-	-	-
7929 pt.	Symphony orchestras, opera companies, and chamber music organizations	-	-	-	-	-
7929 pt.	Other music and entertainment presentations	6	1 588	402	74	32
7929 pt.	Other music groups and artists	3	(D)	(D)	(D)	BB
7929 pt.	Other entertainers and entertainment groups	3	(D)	(D)	(D)	AA
793	Bowling centers	31	7 957	1 917	566	320
79 ex. 792, 3, 84	Commercial sports and other amusement and recreation services, including museums	220	52 645	15 577	3 687	1 761
794	Commercial sports	2	(D)	(D)	(D)	AA
7941	Professional sports clubs, managers, promoters	1	(D)	(D)	(D)	AA
7941 pt.	Baseball clubs	-	-	-	-	-
7941 pt.	Football clubs	-	-	-	-	-
7941 pt.	Other professional sports clubs	-	-	-	-	-
7941 pt.	Managers and promoters	1	(D)	(D)	(D)	AA
7948	Racing, including track operation	1	(D)	(D)	(D)	AA
7948 pt.	Auto racetrack operation	-	-	-	-	-
7948 pt.	Horse racetrack operation	1	(D)	(D)	(D)	AA
7948 pt.	Dog racetrack operation	-	-	-	-	-
7948 pt.	Racing stables and racing, n.e.c.	-	-	-	-	-
79 ex. 792, 3, 4, 84	Other amusement and recreation services, including museums	218	(D)	(D)	(D)	GG
791	Dance studios, schools, and halls	6	(D)	(D)	(D)	BB
7991	Physical fitness facilities	25	4 259	1 147	246	281
7991 pt.	Physical fitness centers, except gymnasiums and athletic clubs	14	2 298	673	141	182
7991 pt.	Gymnasiums and athletic clubs	11	1 961	474	105	99
7992	Public golf courses	7	(D)	(D)	(D)	AA
7993	Coin-operated amusement devices	17	(D)	(D)	(D)	BB
7996	Amusement parks	-	-	-	-	-
7997	Membership sports and recreation clubs	16	9 737	3 812	485	128
7999, 84	Amusement and recreation services, including museums, n.e.c.	147	(D)	(D)	(D)	GG
7999 pt.	Concession operators of amusement devices and rides	2	(D)	(D)	(D)	AA
7999 pt.	Carnivals, circuses, and fairs	1	(D)	(D)	(D)	AA
7999 pt.	Carnivals and circuses	1	(D)	(D)	(D)	AA
7999 pt.	Fairs	-	-	-	-	-
7999 pt., 84	Other recreation and amusements, including museums	144	31 052	9 041	2 731	1 227
84	Museums, art galleries, and botanical and zoological gardens	2	(D)	(D)	(D)	AA
841	Museums and art galleries	2	(D)	(D)	(D)	AA
842	Arboreta and botanical or zoological gardens	-	-	-	-	-
7999 pt.	Roller skating rinks	4	(D)	(D)	(D)	BB
7999 pt.	Ice skating rinks	1	(D)	(D)	(D)	AA
7999 pt.	Other amusement and recreation services, n.e.c.	137	30 197	8 821	2 684	1 186

Table 1a. Summary Statistics for Firms Subject to Federal Income Tax for the State: 1992—Con.

[Includes only establishments with payroll. For meaning of abbreviations and symbols, see introductory text. For explanation of terms and comparability of 1987 and 1992 censuses, see appendix A]

SIC code	Kind of business or operation	Establishments (number)	Receipts (\$1,000)	Annual payroll (\$1,000)	First-quarter payroll (\$1,000)	Paid employees for pay period including March 12 (number)
80	Health services	713	324 338	135 303	29 602	5 628
801	Offices and clinics of doctors of medicine	294	148 221	73 178	15 397	1 826
8011 pt.	Offices of doctors of medicine	289	(D)	(D)	(D)	GG
8011 pt.	General medical clinics	5	(D)	(D)	(D)	BB
802	Offices and clinics of dentists	202	52 712	18 054	4 009	941
8021 pt.	Offices of dentists	202	52 712	18 054	4 009	941
8021 pt.	Dental clinics	—	—	—	—	—
803	Offices and clinics of doctors of osteopathy	10	2 617	1 212	249	41
8031 pt.	Offices of osteopathic physicians	10	2 617	1 212	249	41
8031 pt.	Osteopathic clinics	—	—	—	—	—
804	Offices and clinics of other health practitioners	137	31 022	8 446	1 882	475
8041	Offices and clinics of chiropractors	41	6 966	1 540	345	103
8042	Offices and clinics of optometrists	54	15 714	3 839	914	221
8043	Offices and clinics of podiatrists	5	1 035	142	33	16
8049	Offices and clinics of health practitioners, n.e.c.	37	7 307	2 925	590	135
805	Nursing and personal care facilities	17	36 420	17 363	4 017	1 347
8051	Skilled nursing care facilities	16	(D)	(D)	(D)	GG
8052	Intermediate care facilities	1	(D)	(D)	(D)	AA
8059	Nursing and personal care facilities, n.e.c.	—	—	—	—	—
806	Hospitals	4	(D)	(D)	(D)	FF
8062	General medical and surgical hospitals	2	(D)	(D)	(D)	EE
8063, 9	Specialty hospitals	2	(D)	(D)	(D)	CC
8063	Psychiatric hospitals	2	(D)	(D)	(D)	CC
8069	Specialty hospitals, except psychiatric	—	—	—	—	—
807, 8, 9	Other health services	49	(D)	(D)	(D)	EE
807	Medical and dental laboratories	24	5 574	1 306	305	76
8071	Medical laboratories	10	4 298	967	216	46
8072	Dental laboratories	14	1 276	339	89	30
808	Home health care services	17	4 706	2 561	555	285
809	Miscellaneous health and allied services, n.e.c.	8	(D)	(D)	(D)	BB
8092	Kidney dialysis centers	2	(D)	(D)	(D)	AA
8093	Specialty outpatient facilities, n.e.c.	3	563	228	50	17
8099	Health and allied services, n.e.c.	3	(D)	(D)	(D)	AA
81	Legal services	336	96 094	30 331	6 049	1 090
823, 4, 9	Selected educational services	14	5 838	2 662	587	124
823	Libraries	—	—	—	—	—
824	Vocational schools	7	4 625	2 293	505	96
8243	Data processing schools	1	(D)	(D)	(D)	AA
8244	Business and secretarial schools	—	—	—	—	—
8249	Vocational schools, n.e.c.	6	(D)	(D)	(D)	BB
829	Schools and educational services, n.e.c.	7	1 213	369	82	28
83	Social services	118	13 521	4 695	1 151	617
835	Child day care services	88	6 093	2 381	599	427
832, 3, 6, 9	Other social services	30	7 428	2 314	552	190
832	Individual and family social services	19	(D)	(D)	(D)	BB
833	Job training and vocational rehabilitation services	3	(D)	(D)	(D)	BB
836	Residential care	7	4 509	1 306	326	116
839	Social services, n.e.c.	1	(D)	(D)	(D)	AA
87 ex. 8733	Engineering, accounting, research, management, and related services (except noncommercial research organizations)	485	134 001	53 633	12 182	2 189
871	Engineering, architectural, and surveying services	175	65 117	27 854	6 256	991
8711	Engineering services	109	48 748	21 402	4 854	717
8712	Architectural services	29	8 576	2 955	614	106
8713	Surveying services	37	7 793	3 497	788	168
872	Accounting, auditing, and bookkeeping services	184	(D)	(D)	(D)	FF
873 ex. 8733	Research, development, and testing services (except noncommercial research organizations)	42	(D)	(D)	(D)	CC
8731	Commercial physical and biological research	5	633	206	17	4
8731 pt.	Commercial physical research	3	(D)	(D)	(D)	AA
8731 pt.	Commercial medical and biological research	2	(D)	(D)	(D)	AA
8732	Commercial economic, sociological, and educational research	8	1 252	506	87	13
8734	Testing laboratories	29	(D)	(D)	(D)	CC
874	Management and public relations services	84	19 203	6 404	1 332	257
8741	Management services	30	(D)	(D)	(D)	CC
8742	Management consulting services	35	9 792	2 661	541	68
8743	Public relations services	7	(D)	(D)	(D)	AA
8744	Facilities support management services	1	(D)	(D)	(D)	BB
8748	Business consulting services, n.e.c.	11	1 713	696	152	36
89	Services, n.e.c.	47	13 818	5 307	910	171
8999 pt.	Scientific and related consulting services, except environmental	14	3 599	1 200	180	26
8999 pt.	Other services	33	10 219	4 107	730	145
8999 pt.	Environmental consulting	16	(D)	(D)	(D)	CC
8999 pt.	Authors, composers, and other arts-related services	9	841	259	60	24
8999 pt.	Other services, n.e.c.	8	(D)	(D)	(D)	AA

Table 1b. Summary Statistics for Firms Exempt From Federal Income Tax for the State: 1992

[Includes only establishments with payroll. For meaning of abbreviations and symbols, see introductory text. For explanation of terms and comparability of 1987 and 1992 censuses, see appendix A]

SIC code	Kind of business or operation	Establishments (number)	Revenue (\$1,000)	Annual payroll (\$1,000)	First-quarter payroll (\$1,000)	Paid employees for pay period including March 12 (number)
	Total	737	561 474	257 406	63 722	15 437
7032, 704	Camps and membership lodging	13	(D)	(D)	(D)	BB
7032	Sporting and recreational camps	3	(D)	(D)	(D)	AA
704	Organization hotels and lodging houses, on membership basis	10	(D)	(D)	(D)	BB
792, 7991 pt., 7997, 7999 pt., 84	Selected amusement, recreation, and related services	45	18 055	5 553	1 165	624
792	Theatrical producers (except motion picture), bands, orchestras, and entertainers	4	(D)	(D)	(D)	BB
7922	Theatrical producers (except motion picture) and miscellaneous theatrical services	1	(D)	(D)	(D)	AA
7922 pt.	Producers of live theatrical productions	1	(D)	(D)	(D)	AA
7922 pt.	Producers of radio and television shows, except tape	—	—	—	—	—
7922 pt.	Artists' and entertainers' managers or agents, concert bureaus, booking agents	—	—	—	—	—
7922 pt.	Other theatrical services	—	—	—	—	—
7929	Bands, orchestras, actors, and other entertainers and entertainment groups	3	(D)	(D)	(D)	BB
7929 pt.	Dance groups and artists	—	—	—	—	—
7929 pt.	Symphony orchestras, opera companies, and chamber music organizations	2	(D)	(D)	(D)	BB
7929 pt.	Other music groups and artists	—	—	—	—	—
7929 pt.	Other entertainers and entertainment groups	1	(D)	(D)	(D)	AA
7991 pt., 7997	Gymnasiums, athletic clubs, and membership sports and recreation clubs	28	(D)	(D)	(D)	EE
7991 pt.	Gymnasiums and athletic clubs	2	(D)	(D)	(D)	CC
7997	Membership sports and recreation clubs	26	(D)	(D)	(D)	CC
7999 pt.	Fairs	2	(D)	(D)	(D)	AA
84	Museums, art galleries, and botanical and zoological gardens	11	6 769	2 726	563	210
841	Museums and art galleries	11	6 769	2 726	563	210
842	Arboreta and botanical or zoological gardens	—	—	—	—	—
8011 pt.; 8021 pt.; 805, 6, 8, 9	Selected health services	76	383 948	185 835	46 469	8 602
8011 pt., 8021 pt.	Clinics of doctors of medicine and dentists	5	(D)	(D)	(D)	BB
8011 pt.	General medical clinics	5	(D)	(D)	(D)	BB
8021 pt.	Dental clinics	—	—	—	—	—
805	Nursing and personal care facilities	8	19 244	11 156	2 546	950
8051	Skilled nursing care facilities	5	(D)	(D)	(D)	FF
8052	Intermediate care facilities	2	(D)	(D)	(D)	CC
8059	Nursing and personal care facilities, n.e.c.	1	(D)	(D)	(D)	AA
806	Hospitals	29	349 746	166 119	41 952	7 167
8062	General medical and surgical hospitals	27	(D)	(D)	(D)	II
8062 pt.	General medical and surgical hospitals, nongovernment	9	(D)	(D)	(D)	GG
8062 pt.	General medical and surgical hospitals, government	18	(D)	(D)	(D)	HH
8063, 9	Specialty hospitals	2	(D)	(D)	(D)	FF
8063	Psychiatric hospitals	2	(D)	(D)	(D)	FF
8063 pt.	Psychiatric hospitals, nongovernment	—	—	—	—	—
8063 pt.	Psychiatric hospitals, government	2	(D)	(D)	(D)	FF
8069	Specialty hospitals, except psychiatric	—	—	—	—	—
8069 pt.	Specialty hospitals, except psychiatric; nongovernment	—	—	—	—	—
8069 pt.	Specialty hospitals, except psychiatric; government	—	—	—	—	—
808, 9	Other health services	34	(D)	(D)	(D)	EE
808	Home health care services	11	(D)	(D)	(D)	CC
809	Miscellaneous health and allied services, n.e.c.	23	(D)	(D)	(D)	EE
8092	Kidney dialysis centers	—	—	—	—	—
8093	Specialty outpatient facilities, n.e.c.	19	8 723	5 863	1 328	303
8099	Health and allied services, n.e.c.	4	(D)	(D)	(D)	BB
8111 pt.	Legal aid societies and similar legal services	5	(D)	(D)	(D)	BB
823, 4, 9	Selected educational services	21	(D)	(D)	(D)	CC
823	Libraries	2	(D)	(D)	(D)	AA
824	Vocational schools	8	848	274	54	36
8243	Data processing schools	—	—	—	—	—
8244	Business and secretarial schools	—	—	—	—	—
8249	Vocational schools, n.e.c.	8	848	274	54	36
829	Schools and educational services, n.e.c.	11	(D)	(D)	(D)	CC
83	Social services	274	90 672	42 378	10 345	4 406
835	Child day care services	63	9 052	5 559	1 364	600
832, 3, 6, 9	Other social services	211	81 620	36 819	8 981	3 806
832	Individual and family social services	133	36 421	17 557	4 299	1 666
833	Job training and vocational rehabilitation services	18	21 536	10 957	2 602	1 556
836	Residential care	28	11 326	6 104	1 537	435
839	Social services, n.e.c.	32	12 337	2 201	543	149
861, 2, 4, 9	Selected membership organizations	291	46 348	14 168	3 409	1 358
861	Business associations	66	12 863	4 959	1 209	287
864	Civic, social, and fraternal associations	178	26 663	7 071	1 714	948
862, 9	Other membership organizations	47	6 822	2 138	486	123
862	Professional membership organizations	19	2 288	579	161	37
869	Membership organizations, n.e.c.	28	4 534	1 559	325	86

Table 1b. Summary Statistics for Firms Exempt From Federal Income Tax for the State: 1992—Con.

[Includes only establishments with payroll. For meaning of abbreviations and symbols, see introductory text. For explanation of terms and comparability of 1987 and 1992 censuses, see appendix A]

SIC code	Kind of business or operation	Establishments (number)	Revenue (\$1,000)	Annual payroll (\$1,000)	First-quarter payroll (\$1,000)	Paid employees for pay period including March 12 (number)
873, 4 ex. 8744	Research, testing, and consulting services, except facilities support management services	12	(D)	(D)	(D)	CC
873	Research, development, and testing services	8	(D)	(D)	(D)	CC
8731	Commercial physical and biological research	1	(D)	(D)	(D)	CC
8732	Commercial economic, sociological, and educational research	1	(D)	(D)	(D)	AA
8733	Noncommercial research organizations	6	(D)	(D)	(D)	BB
8734	Testing laboratories	—	—	—	—	—
874 ex. 8744	Management and public relations services, except facilities support management services	4	(D)	(D)	(D)	AA
8741	Management services	—	—	—	—	—
8742	Management consulting services	—	—	—	—	—
8743	Public relations services	—	—	—	—	—
8748	Business consulting services, n.e.c.	4	(D)	(D)	(D)	AA

Table 2a. Selected Ratios for Firms Subject to Federal Income Tax for the State: 1992

[Includes only establishments with payroll. For meaning of abbreviations and symbols, see introductory text. For explanation of terms and comparability of 1987 and 1992 censuses, see appendix A]

SIC code	Kind of business or operation	Receipts		Annual payroll per employee ¹ (dollars)	Employees per establishment ¹ (number)
		Per establishment (dollars)	Per employee ¹ (dollars)		
	Total	334 628	52 292	16 487	6
70 ex. 704	Hotels, rooming houses, camps, and other lodging places (except membership lodging)	553 774	42 470	11 010	13
7011	Hotels and motels	636 493	40 340	10 543	16
7011 pt.	Hotels	889 258	35 975	10 471	25
7011 pt.	Hotels, 25 guestrooms or more	1 236 539	36 660	10 838	34
7011 pt.	Hotels, less than 25 guestrooms	96 744	23 290	3 660	4
7011 pt.	Motels, motor hotels, and tourist courts	507 594	45 244	10 624	11
7011 pt.	Motels, tourist courts	(D)	(D)	(D)	(D)
7011 pt.	Motor hotels	(D)	(D)	(D)	(D)
702, 3	Other lodging places	252 327	82 522	19 786	3
702	Rooming and boarding houses	207 250	29 088	9 632	7
703	Camps and recreational vehicle parks	256 083	94 192	22 004	3
72	Personal services	311 606	70 623	13 391	4
721	Laundry, cleaning, and garment services	209 969	35 176	11 397	6
7211	Power laundries, family and commercial*	(D)	(D)	(D)	(D)
7213	Linen supply*	1 238 833	40 841	14 912	30
7215	Coin-operated laundries and drycleaning	(D)	(D)	(D)	(D)
7216	Drycleaning plants, except rug cleaning*	119 086	27 242	9 399	4
7217	Carpet and upholstery cleaning	70 842	29 911	7 556	2
7218	Industrial launderers*	(D)	(D)	(D)	(D)
7212, 9	Other laundry, cleaning, and garment services*	31 250	31 250	5 000	1
7212	Garment pressing, and agents for laundries and drycleaners	—	—	—	—
7219	Laundry and garment services, n.e.c.*	31 250	31 250	5 000	1
722	Photographic studios, portrait	(D)	(D)	(D)	(D)
723, 4	Beauty and barber shops	80 656	23 027	8 639	4
723	Beauty shops	(D)	(D)	(D)	(D)
724	Barber shops	(D)	(D)	(D)	(D)
725	Shoe repair shops and shoeshine parlors	(D)	(D)	(D)	(D)
726	Funeral service and crematories	(D)	(D)	(D)	(D)
729	Miscellaneous personal services	(D)	(D)	(D)	(D)
7291	Tax return preparation services	(D)	(D)	(D)	(D)
7299	Miscellaneous personal services, n.e.c.	(D)	(D)	(D)	(D)
73	Business services	300 893	44 316	14 127	7
731	Advertising	352 750	61 886	17 684	6
7311	Advertising agencies	(D)	(D)	(D)	(D)
7312	Outdoor advertising services	952 000	102 000	20 607	9
7313	Radio, television, publishers' advertising representatives	(D)	(D)	(D)	(D)
7319	Advertising, n.e.c.	—	—	—	—
732	Consumer credit reporting agencies, mercantile reporting agencies, and adjustment and collection agencies	(D)	(D)	(D)	(D)
7322	Adjustment and collection services	(D)	(D)	(D)	(D)
7323	Credit reporting services	(D)	(D)	(D)	(D)
733	Mailing, reproduction, commercial art and photography, and stenographic services	180 952	49 351	12 240	4
7331	Direct mail advertising services	(D)	(D)	(D)	(D)
7334	Photocopying and duplicating services	(D)	(D)	(D)	(D)
7335, 6	Commercial photography, art, and graphics	(D)	(D)	(D)	(D)
7335	Commercial photography	(D)	(D)	(D)	(D)
7336	Commercial art and graphic design	85 100	141 833	19 500	1
7338	Secretarial and court reporting services	(D)	(D)	(D)	(D)
734	Services to dwellings and other buildings	115 462	20 818	8 699	6
7342	Disinfecting and pest control services	(D)	(D)	(D)	(D)
7349	Building cleaning and maintenance services, n.e.c.	(D)	(D)	(D)	(D)

See footnotes at end of table.

Table 2a. Selected Ratios for Firms Subject to Federal Income Tax for the State: 1992—Con.

[Includes only establishments with payroll. For meaning of abbreviations and symbols, see introductory text. For explanation of terms and comparability of 1987 and 1992 censuses, see appendix A]

SIC code	Kind of business or operation	Receipts		Annual payroll per employee ¹ (dollars)	Employees per establishment ¹ (number)
		Per establishment (dollars)	Per employee ¹ (dollars)		
73	Business services—Con.				
735	Miscellaneous equipment rental and leasing	613 330	98 448	22 116	6
7352	Medical equipment rental and leasing	398 105	75 640	17 420	5
7353	Heavy construction equipment rental and leasing	907 000	117 453	22 518	8
7359	Equipment rental and leasing, n.e.c.	594 333	97 508	23 193	6
736	Personnel supply services	471 406	19 290	12 139	24
7361	Employment agencies	157 833	17 376	11 835	9
7363	Help supply services	659 550	19 600	12 189	34
7363 pt.	Temporary help supply	(D)	(D)	(D)	(D)
7363 pt.	Help supply, except temporary	(D)	(D)	(D)	(D)
737	Computer programming, data processing, and other computer related services	402 394	82 994	26 550	5
7371, 2, 3	Computer programming, prepackaged software, and integrated systems	350 843	61 363	30 600	6
7371	Computer programming services	420 000	60 000	31 494	7
7372	Prepackaged software	—	—	—	—
7373	Computer integrated systems	96 333	96 333	7 667	1
7374, 5, 6	Data processing services	(D)	(D)	(D)	(D)
7374, 5	Computer processing, information retrieval	547 200	152 000	23 500	4
7376	Computer facilities management services	(D)	(D)	(D)	(D)
7377, 8, 9	Computer rental and leasing, maintenance, and related services, n.e.c.	(D)	(D)	(D)	(D)
7377	Computer rental and leasing	(D)	(D)	(D)	(D)
7378	Computer maintenance and repair	281 000	70 250	27 000	4
7379	Computer related services, n.e.c.	(D)	(D)	(D)	(D)
738	Miscellaneous business services	(D)	(D)	(D)	(D)
7381, 2	Detective agencies and protective services	189 630	15 238	9 548	12
7381	Detective, guard, and armored car services	(D)	(D)	(D)	(D)
7382	Security systems services	(D)	(D)	(D)	(D)
7383	News syndicates	(D)	(D)	(D)	(D)
7384	Photofinishing laboratories*	(D)	(D)	(D)	(D)
7389	Business services, n.e.c.	(D)	(D)	(D)	(D)
7389 pt.	Sign painting shops	68 143	68 143	13 571	1
7389 pt.	Interior designing	(D)	(D)	(D)	(D)
7389 pt.	Telephone answering services	119 765	21 432	9 884	6
7389 pt.	Other business services	(D)	(D)	(D)	(D)
75	Automotive repair, services, and parking	230 598	68 231	15 355	3
751	Automotive rental and leasing, without drivers	(D)	(D)	(D)	(D)
7513	Truck rental and leasing, without drivers	(D)	(D)	(D)	(D)
7514, 5	Passenger car rental and leasing	544 043	122 676	16 118	4
7514	Passenger car rental	544 043	122 676	16 118	4
7515	Passenger car leasing	—	—	—	—
7519	Utility trailer and recreational vehicle rental	(D)	(D)	(D)	(D)
752	Automobile parking	—	—	—	—
753	Automotive repair shops	214 488	67 667	16 444	3
7532	Top, body, and upholstery repair shops and paint shops	207 354	54 063	15 604	4
7532 pt.	Top and body repair shops	222 843	54 163	15 809	4
7532 pt.	Paint shops	86 889	52 133	11 667	2
7538	General automotive repair shops	207 093	73 744	16 668	3
7538 pt.	General automotive repair shops, except diesel	(D)	(D)	(D)	(D)
7538 pt.	Diesel repair shops	(D)	(D)	(D)	(D)
7533, 4, 6, 7, 9	Other automotive repair shops	252 769	72 220	17 176	4
7533	Automotive exhaust system repair shops	183 222	68 708	12 542	3
7534	Tire retreading and repair shops	(D)	(D)	(D)	(D)
7536	Automotive glass replacement shops	(D)	(D)	(D)	(D)
7537	Automotive transmission repair shops	234 444	58 611	19 028	4
7539	Automotive repair shops, n.e.c.	(D)	(D)	(D)	(D)
7539 pt.	Radiator repair	300 333	64 357	17 786	5
7539 pt.	Brake, front end, and wheel alignment	212 200	75 786	18 571	3
7539 pt.	Automotive electrical and fuel system services	160 167	48 050	10 100	3
7539 pt.	Other automotive repair shops, n.e.c.	(D)	(D)	(D)	(D)
754	Automotive services, except repair	(D)	(D)	(D)	(D)
7542	Carwashes	(D)	(D)	(D)	(D)
7549	Automotive services, except repair and carwashes	270 125	46 307	10 586	6
76	Miscellaneous repair services	294 969	75 286	20 129	4
762	Electrical repair shops	251 448	60 767	19 421	4
7622	Radio and television repair shops	207 438	43 104	15 896	5
7623, 9	Other electrical and electronic repair shops	268 214	69 110	21 086	4
7623	Refrigeration and air-conditioning service and repair shops	(D)	(D)	(D)	(D)
7629	Electrical and electronic repair shops, n.e.c.	(D)	(D)	(D)	(D)
763	Watch, clock, and jewelry repair	(D)	(D)	(D)	(D)
764	Reupholstery and furniture repair	(D)	(D)	(D)	(D)
769	Miscellaneous repair and related services	(D)	(D)	(D)	(D)
7692	Welding repair	206 604	59 741	18 723	3
7694	Armature rewinding shops	1 310 875	103 832	35 614	13
7699	Repair shops and related services, n.e.c.	(D)	(D)	(D)	(D)
78, 79, 84	Amusement and recreation services, including motion pictures and museums	224 961	30 536	7 924	7
781, 2	Motion picture production, distribution, and services	(D)	(D)	(D)	(D)
783	Motion picture theaters	(D)	(D)	(D)	(D)
7832	Motion picture theaters, except drive-in	(D)	(D)	(D)	(D)
7833	Drive-in motion picture theaters	38 667	—	—	—
784	Video tape rental	174 576	38 407	6 403	5

See footnotes at end of table.

Table 2a. Selected Ratios for Firms Subject to Federal Income Tax for the State: 1992—Con.

[Includes only establishments with payroll. For meaning of abbreviations and symbols, see introductory text. For explanation of terms and comparability of 1987 and 1992 censuses, see appendix A]

SIC code	Kind of business or operation	Receipts		Annual payroll per employee ¹ (dollars)	Employees per establishment ¹ (number)
		Per establishment (dollars)	Per employee ¹ (dollars)		
78, 79, 84	Amusement and recreation services, including motion pictures and museums—Con.				
792	Theatrical producers (except motion picture), bands, orchestras, and entertainers	(D)	(D)	(D)	(D)
7922	Theatrical producers (except motion picture) and miscellaneous theatrical services	(D)	(D)	(D)	(D)
7929	Bands, orchestras, actors, and other entertainers and entertainment groups	264 667	49 625	12 563	5
793	Bowling centers	256 677	24 866	5 991	10
79 ex. 792, 3; 84	Commercial sports and other amusement and recreation services, including museums	239 295	29 895	8 846	8
794	Commercial sports	(D)	(D)	(D)	(D)
7941	Professional sports clubs, managers, promoters	(D)	(D)	(D)	(D)
7948	Racing, including track operation	(D)	(D)	(D)	(D)
79 ex. 792, 3, 4; 84	Other amusement and recreation services, including museums	(D)	(D)	(D)	(D)
791	Dance studios, schools, and halls	(D)	(D)	(D)	(D)
7991	Physical fitness facilities	170 360	15 157	4 082	11
7992	Public golf courses	(D)	(D)	(D)	(D)
7993	Coin-operated amusement devices	(D)	(D)	(D)	(D)
7996	Amusement parks	—	—	—	—
7997	Membership sports and recreation clubs	608 563	76 070	29 781	8
7999, 84	Amusement and recreation services, including museums, n.e.c.	(D)	(D)	(D)	(D)
7999 pt.	Concession operators of amusement devices and rides	(D)	(D)	(D)	(D)
7999 pt.	Carnivals, circuses, and fairs	(D)	(D)	(D)	(D)
7999 pt., 84	Other recreation and amusements, including museums	215 639	25 307	7 368	9
80	Health services.....	454 892	57 629	24 041	8
801	Offices and clinics of doctors of medicine	504 153	81 173	40 076	6
8011 pt.	Offices of doctors of medicine	(D)	(D)	(D)	(D)
8011 pt.	General medical clinics	(D)	(D)	(D)	(D)
802	Offices and clinics of dentists	260 950	56 017	19 186	5
803	Offices and clinics of doctors of osteopathy	261 700	63 829	29 561	4
804	Offices and clinics of other health practitioners	226 438	65 309	17 781	3
8041	Offices and clinics of chiropractors	169 902	67 631	14 951	3
8042	Offices and clinics of optometrists	291 000	71 104	17 371	4
8043	Offices and clinics of podiatrists	207 000	64 688	8 875	3
8049	Offices and clinics of health practitioners, n.e.c.	197 486	54 126	21 667	4
805	Nursing and personal care facilities	2 142 353	27 038	12 890	79
8051	Skilled nursing care facilities	(D)	(D)	(D)	(D)
8052	Intermediate care facilities	(D)	(D)	(D)	(D)
8059	Nursing and personal care facilities, n.e.c.	—	—	—	—
806	Hospitals	(D)	(D)	(D)	(D)
8062	General medical and surgical hospitals	(D)	(D)	(D)	(D)
8063, 9	Specialty hospitals	(D)	(D)	(D)	(D)
807, 8, 9	Other health services	(D)	(D)	(D)	(D)
807	Medical and dental laboratories	232 250	73 342	17 184	3
8071	Medical laboratories	429 800	93 435	21 022	5
8072	Dental laboratories	91 143	42 533	11 300	2
808	Home health care services	276 824	16 512	8 986	17
809	Miscellaneous health and allied services, n.e.c.	(D)	(D)	(D)	(D)
8092	Kidney dialysis centers	(D)	(D)	(D)	(D)
8093	Specialty outpatient facilities, n.e.c.	187 667	33 118	13 412	6
8099	Health and allied services, n.e.c.	(D)	(D)	(D)	(D)
81	Legal services.....	285 994	88 160	27 827	3
823, 4, 9	Selected educational services.....	417 000	47 081	21 468	9
823	Libraries	—	—	—	—
824	Vocational schools	660 714	48 177	23 885	14
829	Schools and educational services, n.e.c.	173 286	43 321	13 179	4
83	Social services	114 585	21 914	7 609	5
835	Child day care services	69 239	14 269	5 576	5
832, 3, 6, 9	Other social services	247 600	39 095	12 179	6
87 ex. 8733	Engineering, accounting, research, management, and related services (except noncommercial research organizations)	276 291	61 216	24 501	5
871	Engineering, architectural, and surveying services	372 097	65 708	28 107	6
8711	Engineering services	447 229	67 989	29 849	7
8712	Architectural services	295 724	80 906	27 877	4
8713	Surveying services	210 622	46 387	20 815	5
872	Accounting, auditing, and bookkeeping services	(D)	(D)	(D)	(D)
873 ex. 8733	Research, development, and testing services (except noncommercial research organizations)	(D)	(D)	(D)	(D)
8731	Commercial physical and biological research	126 600	158 250	51 500	1
8732	Commercial economic, sociological, and educational research	156 500	96 308	38 923	2
8734	Testing laboratories	(D)	(D)	(D)	(D)
874	Management and public relations services	228 607	74 720	24 918	3
8741	Management services	(D)	(D)	(D)	(D)
8742	Management consulting services	279 771	144 000	39 132	2
8743	Public relations services	(D)	(D)	(D)	(D)
8744	Facilities support management services	(D)	(D)	(D)	(D)
8748	Business consulting services, n.e.c.	155 727	47 583	19 333	3
89	Services, n.e.c.	294 000	80 807	31 035	4

¹Based on number of employees for pay period including March 12.

Table 2b. Selected Ratios for Firms Exempt From Federal Income Tax for the State: 1992

[Includes only establishments with payroll. For meaning of abbreviations and symbols, see introductory text. For explanation of terms and comparability of 1987 and 1992 censuses, see appendix A]

SIC code	Kind of business or operation	Revenue		Expenses		Annual payroll per employee ¹ (dollars)	Employees per establishment ¹ (number)
		Per establishment (dollars)	Per employee ¹ (dollars)	Per establishment (dollars)	Per employee ¹ (dollars)		
	Total	761 837	36 372	747 632	35 694	16 675	21
7032, 704	Camps and membership lodging	(D)	(D)	(D)	(D)	(D)	(D)
792, 7991 pt., 7997, 7999 pt., 84	Selected amusement, recreation, and related services	401 222	28 934	372 800	26 885	8 899	14
8011 pt.; 8021 pt.; 805, 6, 8, 9	Selected health services	5 051 947	44 635	5 027 961	44 423	21 604	113
8011 pt., 8021 pt. 805	Clinics of doctors of medicine and dentists	(D)	(D)	(D)	(D)	(D)	(D)
	Nursing and personal care facilities	2 405 500	20 257	2 433 000	20 488	11 743	119
806	Hospitals	12 060 207	48 799	12 008 931	48 592	23 178	247
8062	General medical and surgical hospitals	(D)	(D)	(D)	(D)	(D)	(D)
8063, 9	Specialty hospitals	(D)	(D)	(D)	(D)	(D)	(D)
808, 9	Other health services	(D)	(D)	(D)	(D)	(D)	(D)
8111 pt.	Legal aid societies and similar legal services	(D)	(D)	(D)	(D)	(D)	(D)
823, 4, 9	Selected educational services	(D)	(D)	(D)	(D)	(D)	(D)
83	Social services	330 920	20 579	309 989	19 278	9 618	16
835	Child day care services	143 683	15 087	142 762	14 990	9 265	10
832, 3, 6, 9	Other social services	386 825	21 445	359 919	19 953	9 674	18
832	Individual and family social services	273 842	21 861	275 459	21 990	10 538	13
833	Job training and vocational rehabilitation services	1 196 444	13 841	999 500	11 562	7 042	86
836	Residential care	404 500	26 037	403 964	26 002	14 032	16
839	Social services, n.e.c.	385 531	82 799	312 656	67 148	14 772	5
861, 2, 4, 9	Selected membership organizations	159 271	34 130	151 127	32 384	10 433	5
861	Business associations	194 894	44 819	183 818	42 272	17 279	4
864	Civic, social, and fraternal associations	149 792	28 126	141 876	26 639	7 459	5
862, 9	Other membership organizations	145 149	55 463	140 255	53 593	17 382	3
873, 4 ex. 8744	Research, testing, and consulting services, except facilities support management services	(D)	(D)	(D)	(D)	(D)	(D)
873	Research, development, and testing services	(D)	(D)	(D)	(D)	(D)	(D)
874 ex. 8744	Management and public relations services, except facilities support management services	(D)	(D)	(D)	(D)	(D)	(D)

¹Based on number of employees for pay period including March 12.

Table 3a. Comparative Statistics for Firms Subject to Federal Income Tax for the State: 1992 and 1987

[Includes only establishments with payroll. For meaning of abbreviations and symbols, see introductory text. For explanation of terms and comparability of 1987 and 1992 censuses, see appendix A]

SIC code	Kind of business or operation	Establishments		Receipts			Annual payroll			Paid employees for pay period including March 12	
		1992 (number)	1987 (number)	1992 (\$1,000)	1987 (\$1,000)	Percent change 1987 to 1992	1992 (\$1,000)	1987 (\$1,000)	Percent change 1987 to 1992	1992 (number)	1987 (number)
	Total	4 136	3 802	1 384 022	883 463	56.7	436 351	289 678	50.6	26 467	21 791
70 ex. 704	Hotels, rooming houses, camps, and other lodging places (except membership lodging)	483	454	267 473	183 991	45.4	69 338	48 254	43.7	6 298	5 897
7011	Hotels and motels	379	366	241 231	168 966	42.8	63 046	44 498	41.7	5 980	5 625
7011 pt.	Hotels	128	85	113 825	60 817	87.2	33 129	18 376	80.3	3 164	2 393
7011 pt.	Hotels, 25 guestrooms or more	89	57	110 052	58 516	88.1	32 536	17 927	81.5	3 002	2 336
7011 pt.	Hotels, less than 25 guestrooms	39	28	3 773	2 301	64.0	593	449	32.1	162	57
7011 pt.	Motels, motor hotels, and tourist courts	251	281	127 406	108 149	17.8	29 917	26 122	14.5	2 816	3 232
7011 pt.	Motels, tourist courts	227	249	(D)	87 212	(D)	(D)	19 687	(D)	GG	2 540
7011 pt.	Motor hotels	24	32	(D)	20 937	(D)	(D)	6 435	(D)	FF	692
702, 3	Other lodging places	104	88	26 242	15 025	74.7	6 292	3 756	67.5	318	272
702	Rooming and boarding houses	8	7	1 658	(D)	(D)	549	(D)	(D)	57	BB
703	Camps and recreational vehicle parks	96	81	24 584	(D)	(D)	5 743	(D)	(D)	261	CC

Table 3a. Comparative Statistics for Firms Subject to Federal Income Tax for the State: 1992 and 1987—Con.

[Includes only establishments with payroll. For meaning of abbreviations and symbols, see introductory text. For explanation of terms and comparability of 1987 and 1992 censuses, see appendix A]

SIC code	Kind of business or operation	Establishments		Receipts			Annual payroll			Paid employees for pay period including March 12	
		1992 (number)	1987 (number)	1992 (\$1,000)	1987 (\$1,000)	Percent change 1987 to 1992	1992 (\$1,000)	1987 (\$1,000)	Percent change 1987 to 1992	1992 (number)	1987 (number)
72	Personal services -----	393	376	122 461	40 093	205.4	23 220	13 380	73.5	1 734	1 604
721	Laundry, cleaning, and garment services	97	87	20 367	14 775	37.8	6 599	5 105	29.3	579	527
7211	Power laundries, family and commercial	2	5	(D)	1 238	(D)	(D)	533	(D)	BB	59
7213	Linen supply	6	6	7 433	4 758	56.2	2 714	1 829	48.4	182	158
7215	Coin-operated laundries and drycleaning	28	28	(D)	1 443	(D)	(D)	337	(D)	BB	66
7216	Drycleaning plants, except rug cleaning	35	27	4 168	2 782	49.8	1 438	1 058	35.9	153	119
7217	Carpet and upholstery cleaning	19	13	1 346	(D)	(D)	340	(D)	(D)	45	BB
7218	Industrial launderers	3	2	(D)	(D)	(D)	(D)	(D)	(D)	CC	BB
7212, 9	Other laundry, cleaning, and garment services	4	6	125	233	-46.4	20	72	-72.2	4	14
722	Photographic studios, portrait	24	23	(D)	1 840	(D)	(D)	363	(D)	BB	53
723, 4	Beauty and barber shops	189	193	15 244	12 084	26.2	5 719	4 997	14.4	662	671
723	Beauty shops	185	183	(D)	11 796	(D)	(D)	4 906	(D)	FF	663
724	Barber shops	4	10	(D)	288	(D)	(D)	91	(D)	AA	8
725	Shoe repair shops and shoeshine parlors	4	6	(D)	231	(D)	(D)	64	(D)	AA	9
726	Funeral service and crematories	25	27	(D)	8 043	(D)	(D)	2 066	(D)	CC	155
729	Miscellaneous personal services	54	40	(D)	3 120	(D)	(D)	785	(D)	EE	189
7291	Tax return preparation services	23	16	(D)	1 630	(D)	(D)	487	(D)	CC	141
7299	Miscellaneous personal services, n.e.c.	31	24	(D)	1 490	(D)	(D)	298	(D)	BB	48
73	Business services -----	504	420	151 650	77 548	95.6	48 342	27 294	77.1	3 422	2 535
731	Advertising	20	13	7 055	2 266	211.3	2 016	638	216.0	114	59
7311	Advertising agencies	12	8	(D)	1 025	(D)	(D)	294	(D)	BB	29
7312	Outdoor advertising services	3	2	2 856	(D)	(D)	577	(D)	(D)	28	BB
7313	Radio, television, publishers' advertising representatives	5	2	(D)	(D)	(D)	(D)	(D)	(D)	BB	AA
7319	Advertising, n.e.c.	-	1	-	(D)	(D)	-	(D)	(D)	-	AA
732	Consumer credit reporting agencies, mercantile reporting agencies, and adjustment and collection agencies	19	26	(D)	4 889	(D)	(D)	2 120	(D)	CC	162
7322	Adjustment and collection services	13	15	(D)	3 336	(D)	(D)	1 542	(D)	CC	111
7323	Credit reporting services	6	11	(D)	1 553	(D)	(D)	578	(D)	BB	51
733	Mailing, reproduction, commercial art and photography, and stenographic services	42	28	7 600	3 301	130.2	1 885	1 175	60.4	154	76
7331	Direct mail advertising services	2	1	(D)	(D)	(D)	(D)	(D)	(D)	AA	AA
7334	Photocopying and duplicating services	7	6	(D)	(D)	(D)	(D)	(D)	(D)	BB	BB
7335, 6	Commercial photography, art, and graphics	16	7	(D)	341	(D)	(D)	92	(D)	AA	10
7335	Commercial photography	6	2	(D)	(D)	(D)	(D)	(D)	(D)	AA	AA
7336	Commercial art and graphic design	10	5	851	(D)	(D)	117	(D)	(D)	6	AA
7338	Secretarial and court reporting services	17	14	(D)	1 481	(D)	(D)	709	(D)	BB	34
734	Services to dwellings and other buildings	130	98	15 010	9 456	58.7	6 272	4 299	45.9	721	608
7342	Disinfecting and pest control services	1	5	(D)	(D)	(D)	(D)	(D)	(D)	AA	AA
7349	Building cleaning and maintenance services, n.e.c.	129	93	(D)	(D)	(D)	(D)	(D)	(D)	FF	FF
735	Miscellaneous equipment rental and leasing	100	96	61 333	31 655	93.8	13 778	8 422	63.6	623	473
7352	Medical equipment rental and leasing	19	10	7 564	1 936	290.7	1 742	556	213.3	100	32
7353	Heavy construction equipment rental and leasing	18	12	16 326	8 453	93.1	3 130	1 465	113.7	139	89
7359	Equipment rental and leasing, n.e.c.	63	74	37 443	21 266	76.1	8 906	6 401	39.1	384	352
736	Personnel supply services	32	27	15 085	6 896	118.8	9 493	4 484	111.7	782	580
7361	Employment agencies	12	10	1 894	1 295	46.3	1 290	762	69.3	109	113
7363	Help supply services	20	17	13 191	5 601	135.5	8 203	3 722	120.4	673	467
737	Computer programming, data processing, and other computer related services	33	25	13 279	4 065	226.7	4 248	1 250	239.8	160	80
7371, 2, 3	Computer programming, prepackaged software, and integrated systems	14	14	4 909	1 832	168.0	2 448	399	513.5	80	36
7371	Computer programming services	11	11	4 620	(D)	(D)	2 425	(D)	(D)	77	BB
7372	Prepackaged software	-	1	-	(D)	(D)	-	(D)	(D)	-	AA
7373	Computer integrated systems	3	2	289	(D)	(D)	23	(D)	(D)	3	AA
7374, 5, 6	Data processing services	11	9	(D)	(D)	(D)	(D)	(D)	(D)	BB	BB
7374, 5	Computer processing, information retrieval	10	9	5 472	(D)	(D)	846	(D)	(D)	36	BB
7376	Computer facilities management services	1	-	(D)	-	(D)	(D)	-	(D)	AA	-
7377, 8, 9	Computer rental and leasing, maintenance, and related services, n.e.c.	8	2	(D)	(D)	(D)	(D)	(D)	(D)	BB	AA
7377	Computer rental and leasing	-	1	-	(D)	(D)	-	(D)	(D)	-	AA
7378	Computer maintenance and repair	3	1	843	(D)	(D)	324	(D)	(D)	12	AA
7379	Computer related services, n.e.c.	5	-	(D)	-	(D)	(D)	-	(D)	AA	-
738	Miscellaneous business services	128	107	(D)	15 020	(D)	(D)	4 906	(D)	FF	497
7381, 2	Detective agencies and protective services	27	25	5 120	3 446	48.6	3 208	1 837	74.6	336	205
7381	Detective, guard, and armored car services	26	21	(D)	3 148	(D)	(D)	1 736	(D)	EE	193
7382	Security systems services	1	4	(D)	298	(D)	(D)	101	(D)	AA	12
7383	News syndicates	2	3	(D)	(D)	(D)	(D)	(D)	(D)	AA	AA
7384	Photofinishing laboratories	18	12	(D)	(D)	(D)	(D)	(D)	(D)	BB	BB
7389	Business services, n.e.c.	81	67	(D)	8 436	(D)	(D)	2 286	(D)	EE	224
7389 pt.	Sign painting shops	7	3	477	(D)	(D)	95	(D)	(D)	7	AA
7389 pt.	Interior designing	5	2	(D)	(D)	(D)	(D)	(D)	(D)	AA	AA
7389 pt.	Telephone answering services	17	13	2 036	1 506	35.2	939	605	55.2	95	81
7389 pt.	Other business services	52	49	(D)	6 387	(D)	(D)	1 586	(D)	CC	135

Table 3a. Comparative Statistics for Firms Subject to Federal Income Tax for the State: 1992 and 1987—Con.

[Includes only establishments with payroll. For meaning of abbreviations and symbols, see introductory text. For explanation of terms and comparability of 1987 and 1992 censuses, see appendix A]

SIC code	Kind of business or operation	Establishments		Receipts			Annual payroll			Paid employees for pay period including March 12	
		1992 (number)	1987 (number)	1992 (\$1,000)	1987 (\$1,000)	Percent change 1987 to 1992	1992 (\$1,000)	1987 (\$1,000)	Percent change 1987 to 1992	1992 (number)	1987 (number)
75	Automotive repair, services, and parking----	403	349	92 931	65 959	40.9	20 914	14 933	40.1	1 362	1 098
751	Automotive rental and leasing, without drivers-----	29	30	(D)	7 927	(D)	(D)	1 158	(D)	CC	108
7513	Truck rental and leasing, without drivers----	2	5	(D)	(D)	(D)	(D)	(D)	(D)	AA	AA
7514, 5	Passenger car rental and leasing-----	23	24	12 513	7 374	69.7	1 644	1 060	55.1	102	100
7519	Utility trailer and recreational vehicle rental-----	4	1	(D)	(D)	(D)	(D)	(D)	(D)	AA	AA
752	Automobile parking-----	-	1	-	(D)	(D)	-	(D)	(D)	-	AA
753	Automotive repair shops-----	324	286	69 494	53 773	29.2	16 888	12 493	35.2	1 027	862
7532	Top, body, and upholstery repair shops and paint shops-----	79	74	16 381	12 823	27.7	4 728	3 710	27.4	303	248
7532 pt.	Top and body repair shops-----	70	70	15 599	12 257	27.3	4 553	3 585	27.0	288	239
7532 pt.	Paint shops-----	9	4	782	566	38.2	175	125	40.0	15	9
7538	General automotive repair shops-----	193	159	39 969	29 024	37.7	9 034	6 008	50.4	542	456
7538 pt.	General automotive repair shops, except diesel-----	161	138	(D)	20 385	(D)	(D)	4 023	(D)	EE	337
7538 pt.	Diesel repair shops-----	32	21	(D)	8 639	(D)	(D)	1 985	(D)	CC	119
7533, 4, 6, 7, 9	Other automotive repair shops-----	52	53	13 144	11 926	10.2	3 126	2 775	12.6	182	158
7533	Automotive exhaust system repair shops-----	9	7	1 649	1 165	41.5	301	293	2.7	24	18
7534	Tire retreading and repair shops-----	2	5	(D)	4 042	(D)	(D)	644	(D)	AA	26
7536	Automotive glass replacement shops-----	12	9	(D)	1 715	(D)	(D)	448	(D)	BB	27
7537	Automotive transmission repair shops-----	9	12	2 110	1 869	12.9	685	519	32.0	36	35
7539	Automotive repair shops, n.e.c.-----	20	20	(D)	3 135	(D)	(D)	871	(D)	BB	52
7539 pt.	Radiator repair-----	6	10	1 802	1 223	47.3	498	363	37.2	28	25
7539 pt.	Brake, front end, and wheel alignment-----	5	6	1 061	1 111	-4.5	260	349	-25.5	14	12
7539 pt.	Automotive electrical and fuel system services-----	6	4	961	801	20.0	202	159	27.0	20	15
7539 pt.	Other automotive repair shops, n.e.c.-----	3	-	(D)	-	(D)	(D)	-	(D)	AA	-
754	Automotive services, except repair-----	50	32	(D)	(D)	(D)	(D)	(D)	(D)	CC	CC
7542	Carwashes-----	26	18	(D)	(D)	(D)	(D)	(D)	(D)	BB	BB
7549	Automotive services, except repair and carwashes-----	24	14	6 483	2 842	128.1	1 482	901	64.5	140	74
76	Miscellaneous repair services-----	256	210	75 512	48 834	54.6	20 189	13 594	48.5	1 003	728
762	Electrical repair shops-----	58	51	14 584	10 259	42.2	4 661	3 913	19.1	240	187
7622	Radio and television repair shops-----	16	20	3 319	3 316	.1	1 224	1 109	10.4	77	75
7623, 9	Other electrical and electronic repair shops-----	42	31	11 265	6 943	62.2	3 437	2 804	22.6	163	112
7623	Refrigeration and air-conditioning service and repair shops-----	6	5	(D)	(D)	(D)	(D)	(D)	(D)	BB	BB
7629	Electrical and electronic repair shops, n.e.c.-----	36	26	(D)	(D)	(D)	(D)	(D)	(D)	CC	BB
763	Watch, clock, and jewelry repair-----	3	1	(D)	(D)	(D)	(D)	(D)	(D)	AA	AA
764	Reupholstery and furniture repair-----	13	9	(D)	(D)	(D)	(D)	(D)	(D)	BB	AA
769	Miscellaneous repair and related services-----	182	149	(D)	38 016	(D)	(D)	9 487	(D)	FF	524
7692	Welding repair-----	48	58	9 917	6 078	63.2	3 108	1 590	95.5	166	125
7694	Armature rewinding shops-----	8	10	10 487	12 091	-13.3	3 597	2 502	43.8	101	119
7699	Repair shops and related services, n.e.c.-----	126	81	(D)	19 847	(D)	(D)	5 395	(D)	EE	280
78, 79, 84	Amusement and recreation services, including motion pictures and museums----	384	323	86 385	51 574	67.5	22 417	11 872	88.8	2 829	1 648
781, 2	Motion picture production, distribution, and services-----	11	9	(D)	1 862	(D)	(D)	448	(D)	BB	34
783	Motion picture theaters-----	45	42	(D)	6 749	(D)	(D)	1 235	(D)	EE	262
7832	Motion picture theaters, except drive-in-----	42	34	(D)	6 436	(D)	(D)	1 166	(D)	EE	254
7833	Drive-in motion picture theaters-----	3	8	116	313	-62.9	29	69	-58.0	-	8
784	Video tape rental-----	66	52	11 522	6 991	64.8	1 921	1 396	37.6	300	199
792	Theatrical producers (except motion picture), bands, orchestras, and entertainers-----	11	5	(D)	3 092	(D)	(D)	126	(D)	BB	6
7922	Theatrical producers (except motion picture) and miscellaneous theatrical services-----	5	3	(D)	(D)	(D)	(D)	(D)	(D)	BB	AA
7929	Bands, orchestras, actors, and other entertainers and entertainment groups-----	6	2	1 588	(D)	(D)	402	(D)	(D)	32	AA
793	Bowling centers-----	31	36	7 957	7 306	8.9	1 917	1 869	2.6	320	316
79 ex. 792, 3, 84	Commercial sports and other amusement and recreation services, including museums-----	220	179	52 645	25 574	105.9	15 577	6 798	129.1	1 761	831
794	Commercial sports-----	2	2	(D)	(D)	(D)	(D)	(D)	(D)	AA	BB
7941	Professional sports clubs, managers, promoters-----	1	1	(D)	(D)	(D)	(D)	(D)	(D)	AA	AA
7948	Racing, including track operation-----	1	1	(D)	(D)	(D)	(D)	(D)	(D)	AA	BB
79 ex. 792, 3, 4, 84	Other amusement and recreation services, including museums-----	218	177	(D)	(D)	(D)	(D)	(D)	(D)	GG	FF
791	Dance studios, schools, and halls-----	6	5	(D)	(D)	(D)	(D)	(D)	(D)	BB	AA
7991	Physical fitness facilities-----	25	19	4 259	3 072	38.6	1 147	891	28.7	281	174
7992	Public golf courses-----	7	7	(D)	839	(D)	(D)	304	(D)	AA	13
7993	Coin-operated amusement devices-----	17	18	(D)	3 711	(D)	(D)	685	(D)	BB	79
7996	Amusement parks-----	-	-	-	-	-	-	-	-	-	-
7997	Membership sports and recreation clubs-----	16	30	9 737	5 727	70.0	3 812	2 177	75.1	128	135
7999, 84	Amusement and recreation services, including museums, n.e.c.-----	147	98	(D)	14 118	(D)	(D)	3 457	(D)	GG	672

Table 3a. Comparative Statistics for Firms Subject to Federal Income Tax for the State: 1992 and 1987—Con.

[Includes only establishments with payroll. For meaning of abbreviations and symbols, see introductory text. For explanation of terms and comparability of 1987 and 1992 censuses, see appendix A]

SIC code	Kind of business or operation	Establishments		Receipts			Annual payroll			Paid employees for pay period including March 12	
		1992 (number)	1987 (number)	1992 (\$1,000)	1987 (\$1,000)	Percent change 1987 to 1992	1992 (\$1,000)	1987 (\$1,000)	Percent change 1987 to 1992	1992 (number)	1987 (number)
80	Health services	713	734	324 338	216 966	49.5	135 303	90 535	49.4	5 628	4 420
801	Offices and clinics of doctors of medicine ---	294	335	148 221	113 169	31.0	73 178	53 556	36.6	1 826	1 698
8011 pt.	Offices of doctors of medicine	289	328	(D)	110 410	(D)	(D)	52 566	(D)	GG	1 652
8011 pt.	General medical clinics	5	7	(D)	2 759	(D)	(D)	990	(D)	BB	46
802	Offices and clinics of dentists	202	217	52 712	39 029	35.1	18 054	13 508	33.7	941	886
803	Offices and clinics of doctors of osteopathy--	10	8	2 617	1 952	34.1	1 212	908	33.5	41	26
804	Offices and clinics of other health practitioners	137	123	31 022	20 842	48.8	8 446	5 583	51.3	475	391
8041	Offices and clinics of chiropractors	41	41	6 966	4 666	49.3	1 540	1 171	31.5	103	93
8042	Offices and clinics of optometrists	54	56	15 714	12 714	23.6	3 839	3 198	20.0	221	212
8043	Offices and clinics of podiatrists	5	8	1 035	930	11.3	142	202	-29.7	16	17
8049	Offices and clinics of health practitioners, n.e.c.	37	18	7 307	2 532	188.6	2 925	1 012	189.0	135	69
805	Nursing and personal care facilities	17	12	36 420	20 998	73.4	17 363	10 236	69.6	1 347	1 017
8051	Skilled nursing care facilities	16	12	(D)	20 998	(D)	(D)	10 236	(D)	GG	1 017
8052	Intermediate care facilities	1	-	(D)	-	(D)	(D)	-	(D)	AA	-
8059	Nursing and personal care facilities, n.e.c. -	-	-	-	-	-	-	-	-	-	-
806	Hospitals	4	4	(D)	21 713	(D)	(D)	7 372	(D)	FF	422
807, 8, 9	Other health services	49	35	(D)	5 588	(D)	(D)	1 931	(D)	EE	215
807	Medical and dental laboratories	24	21	5 574	2 967	87.9	1 306	969	34.8	76	62
8071	Medical laboratories	10	8	4 298	2 057	108.9	967	641	50.9	46	36
8072	Dental laboratories	14	13	1 276	910	40.2	339	328	3.4	30	26
808	Home health care services	17	7	4 706	1 526	208.4	2 561	634	303.9	285	128
809	Miscellaneous health and allied services, n.e.c.	8	7	(D)	1 095	(D)	(D)	328	(D)	BB	25
8092	Kidney dialysis centers	2	-	(D)	-	(D)	(D)	-	(D)	AA	-
8093	Specialty outpatient facilities, n.e.c.	3	6	563	(D)	(D)	228	(D)	(D)	BB	17
8099	Health and allied services, n.e.c.	3	1	(D)	(D)	(D)	(D)	(D)	(D)	AA	AA
81	Legal services	336	316	96 094	80 922	18.7	30 331	23 111	31.2	1 090	995
823, 4, 9	Selected educational services	14	10	5 838	3 273	78.4	2 662	1 217	118.7	124	63
823	Libraries	-	-	-	-	-	-	-	-	-	-
824	Vocational schools	7	4	4 625	(D)	(D)	2 293	(D)	(D)	96	BB
829	Schools and educational services, n.e.c.	7	6	1 213	(D)	(D)	369	(D)	(D)	28	AA
83	Social services	118	102	13 521	7 015	92.7	4 695	2 923	60.6	617	540
835	Child day care services	88	81	6 093	4 583	32.9	2 381	1 984	20.0	427	453
832, 3, 6, 9	Other social services	30	21	7 428	2 432	205.4	2 314	939	146.4	190	87
87 ex. 8733	Engineering, accounting, research, management, and related services (except noncommercial research organizations)	485	465	134 001	99 813	34.3	53 633	40 306	33.1	2 189	2 159
871	Engineering, architectural, and surveying services	175	177	65 117	53 352	22.1	27 854	22 607	23.2	991	1 028
8711	Engineering services	109	109	48 748	38 983	25.0	21 402	16 560	29.2	717	682
8712	Architectural services	29	34	8 576	8 152	5.2	2 955	2 841	4.0	106	153
8713	Surveying services	37	34	7 793	6 217	25.3	3 497	3 206	9.1	168	193
872	Accounting, auditing, and bookkeeping services	184	195	(D)	32 680	(D)	(D)	11 370	(D)	FF	751
873 ex. 8733	Research, development, and testing services (except noncommercial research organizations)	42	28	(D)	6 515	(D)	(D)	2 973	(D)	CC	162
8731	Commercial physical and biological research	5	4	633	(D)	(D)	206	(D)	(D)	4	BB
8732	Commercial economic, sociological, and educational research	8	10	1 252	(D)	(D)	506	(D)	(D)	13	BB
8734	Testing laboratories	29	14	(D)	5 011	(D)	(D)	2 304	(D)	CC	120
874	Management and public relations services ---	84	65	19 203	7 266	164.3	6 404	3 356	90.8	257	218
8741	Management services	30	26	(D)	3 595	(D)	(D)	1 591	(D)	CC	144
8742	Management consulting services	35	25	9 792	2 135	358.6	2 661	1 021	160.6	68	41
8743	Public relations services	7	8	(D)	533	(D)	(D)	245	(D)	AA	17
8744	Facilities support management services ---	1	-	(D)	-	(D)	(D)	-	(D)	BB	-
8748	Business consulting services, n.e.c.	11	6	1 713	1 003	70.8	696	499	39.5	36	16
89	Services, n.e.c.	47	43	13 818	7 475	84.9	5 307	2 259	134.9	171	104

Table 3b. Comparative Statistics for Firms Exempt From Federal Income Tax for the State: 1992 and 1987

[Includes only establishments with payroll. For meaning of abbreviations and symbols, see introductory text. For explanation of terms and comparability of 1987 and 1992 censuses, see appendix A]

SIC code	Kind of business or operation	Establishments		Expenses			Annual payroll			Paid employees for pay period including March 12	
		1992 (number)	1987 (number)	1992 (\$1,000)	1987 (\$1,000)	Percent change 1987 to 1992	1992 (\$1,000)	1987 (\$1,000)	Percent change 1987 to 1992	1992 (number)	1987 (number)
	Total	737	640	551 005	383 715	43.6	257 406	192 521	33.7	15 437	13 081
7032, 704	Camps and membership lodging	13	13	(D)	1 324	(D)	(D)	290	(D)	BB	36
792, 7991 pt., 7997, 7999 pt., 84	Selected amusement, recreation, and related services	45	30	16 776	9 810	71.0	5 553	3 580	55.1	624	380
792	Theatrical producers (except motion picture), bands, orchestras, and entertainers	4	2	(D)	(D)	(D)	(D)	(D)	(D)	BB	BB
7991 pt., 7997	Gymnasiums, athletic clubs, and membership sports and recreation clubs	28	18	(D)	4 294	(D)	(D)	1 794	(D)	EE	237
7999 pt. 84	Fairs	2	1	(D)	(D)	(D)	(D)	(D)	(D)	AA	AA
	Museums, art galleries, and botanical and zoological gardens	11	9	6 663	(D)	(D)	2 726	(D)	(D)	210	BB
8011 pt.; 8021 pt.; 805, 6, 8, 9	Selected health services	76	80	382 125	275 226	38.8	185 835	143 985	29.1	8 602	8 027
8011 pt., 8021 pt.	Clinics of doctors of medicine and dentists	5	8	(D)	2 441	(D)	(D)	681	(D)	BB	40
805	Nursing and personal care facilities	8	13	19 464	11 292	72.4	11 156	5 876	89.9	950	644
806	Hospitals	29	29	348 259	248 362	40.2	166 119	129 673	28.1	7 167	6 775
808, 9	Other health services	34	30	(D)	9 193	(D)	(D)	5 196	(D)	EE	333
808	Home health care services	11	8	(D)	(D)	(D)	(D)	(D)	(D)	CC	CC
809	Miscellaneous health and allied services, n.e.c.	23	22	(D)	(D)	(D)	(D)	(D)	(D)	EE	CC
8111 pt.	Legal aid societies and similar legal services	5	4	(D)	(D)	(D)	(D)	(D)	(D)	BB	BB
823, 4, 9	Selected educational services	21	14	(D)	4 967	(D)	(D)	1 729	(D)	CC	116
83	Social services	274	212	84 937	44 745	89.8	42 378	23 837	77.8	4 406	2 897
835	Child day care services	63	51	8 994	7 766	15.8	5 559	4 696	18.4	600	624
832, 3, 6, 9	Other social services	211	161	75 943	36 979	105.4	36 819	19 141	92.4	3 806	2 273
861, 2, 4, 9	Selected membership organizations	291	275	43 978	35 858	22.6	14 168	12 986	9.1	1 358	1 394
861	Business associations	66	47	12 132	11 044	9.9	4 959	4 170	18.9	287	333
864	Civic, social, and fraternal associations	178	175	25 254	16 924	49.2	7 071	5 879	20.3	948	857
862, 9	Other membership organizations	47	53	6 592	5 713	15.4	2 138	2 078	2.9	123	145
873, 4 ex. 8744	Research, testing, and consulting services, except facilities support management services	12	12	(D)	(D)	(D)	(D)	(D)	(D)	CC	CC
873	Research, development, and testing services	8	10	(D)	(D)	(D)	(D)	(D)	(D)	CC	CC
8731	Commercial physical and biological research	1	1	(D)	(D)	(D)	(D)	(D)	(D)	CC	CC
8732	Commercial economic, sociological, and educational research	1	-	(D)	-	(D)	(D)	-	(D)	AA	-
8733	Noncommercial research organizations	6	9	(D)	(D)	(D)	(D)	(D)	(D)	BB	BB
8734	Testing laboratories	-	-	-	-	-	-	-	-	-	-
874 ex. 8744	Management and public relations services, except facilities support management services	4	2	(D)	(D)	(D)	(D)	(D)	(D)	AA	AA

Table 4. Summary Statistics for Firms Subject to Federal Income Tax for Counties and for

[Includes only establishments with payroll. For meaning of abbreviations and symbols, see introductory text. For explanation of terms and comparability of 1987 and 1992 censuses, see

Geographic area	Establishments (number)	Receipts (\$1,000)	Annual payroll (\$1,000)	First-quarter payroll (\$1,000)	Paid employees for pay period including March 12 (number)	Selected kind-of-business or operation groups							
						Hotels, rooming houses, camps, and other lodging places (except membership lodging) (SIC 70 ex. 704)		Personal services (SIC 72)		Business services (SIC 73)		Automotive repair, services, and parking (SIC 75)	
						Number	Receipts (\$1,000)	Number	Receipts (\$1,000)	Number	Receipts (\$1,000)	Number	Receipts (\$1,000)
1 Wyoming -----	4 136	1 384 022	436 351	94 244	26 467	483	267 473	393	122 461	504	151 650	403	92 931
2 Albany County -----	259	88 629	33 239	7 206	1 926	17	8 372	29	6 242	27	6 328	29	5 675
3 Laramie -----	247	86 365	32 571	7 041	1 817	14	(D)	28	(D)	27	6 328	28	(D)
4 Balance of county -----	12	2 264	668	165	109	3	(D)	1	(D)	-	-	1	(D)
5 Big Horn County -----	50	5 735	1 436	303	128	9	863	6	609	5	297	6	818
6 Campbell County -----	273	86 227	27 783	6 281	1 810	18	9 339	34	3 815	34	10 062	32	6 022
7 Gillette -----	227	74 875	23 953	5 364	1 592	15	9 078	31	(D)	26	7 792	26	4 506
8 Balance of county -----	46	11 352	3 830	917	218	3	261	3	(D)	8	2 270	6	1 516
9 Carbon County -----	121	40 464	11 212	2 177	770	32	10 542	9	622	10	10 930	11	2 996
10 Rawlins -----	85	28 969	7 263	1 543	584	20	6 111	8	(D)	7	(D)	9	(D)
11 Balance of county -----	36	11 495	3 949	634	186	12	4 431	1	(D)	3	(D)	2	(D)
12 Converse County -----	79	14 262	3 942	811	327	9	3 493	4	(D)	7	603	8	1 161
13 Douglas -----	53	11 466	3 199	676	267	6	(D)	4	(D)	4	325	5	(D)
14 Balance of county -----	26	2 796	743	135	60	3	(D)	-	-	3	278	3	(D)
15 Crook County -----	30	4 256	1 293	312	114	6	1 302	5	206	2	(D)	7	876
16 Fremont County -----	291	103 977	35 618	8 814	2 278	30	5 576	19	5 585	26	5 421	24	5 855
17 Lander -----	89	45 934	16 216	4 065	849	8	1 109	5	(D)	4	(D)	5	(D)
18 Riverton -----	153	49 475	16 607	4 122	1 260	10	3 143	14	(D)	19	4 165	17	4 691
19 Balance of county -----	49	8 568	2 795	627	169	12	1 324	-	-	3	(D)	2	(D)
20 Goshen County -----	71	13 334	4 008	1 005	394	5	1 386	10	952	8	916	9	2 403
21 Torrington -----	59	11 685	3 691	917	334	2	(D)	9	(D)	8	916	7	(D)
22 Balance of county -----	12	1 649	317	88	60	3	(D)	1	(D)	-	-	2	(D)
23 Hot Springs County -----	40	8 685	2 650	606	234	6	2 442	4	614	3	(D)	5	924
24 Thermopolis -----	38	(D)	(D)	(D)	CC	6	2 442	4	614	3	(D)	5	924
25 Balance of county -----	2	(D)	(D)	(D)	AA	-	-	-	-	-	-	-	-
26 Johnson County -----	63	11 171	3 074	582	243	16	4 611	10	729	5	1 030	3	(D)
27 Buffalo -----	55	8 435	2 158	447	209	13	(D)	10	729	2	(D)	3	(D)
28 Balance of county -----	8	2 736	916	135	34	3	(D)	-	-	3	(D)	-	-
29 Laramie County -----	557	260 641	78 372	15 662	3 975	36	23 944	59	77 648	84	22 911	54	11 609
30 Cheyenne -----	496	251 365	75 370	15 017	3 712	27	(D)	52	(D)	70	20 458	42	10 551
31 Balance of county -----	61	9 276	3 002	645	263	9	(D)	7	(D)	14	2 453	12	1 058
32 Lincoln County -----	95	12 709	2 951	653	370	19	3 302	12	647	10	884	7	1 230
33 Kemmerer -----	24	3 131	843	198	75	2	(D)	6	403	1	(D)	1	(D)
34 Balance of county -----	71	9 578	2 108	455	295	17	(D)	6	244	9	(D)	6	(D)
35 Natrona County -----	620	196 768	68 790	15 983	3 796	21	(D)	54	8 956	106	33 569	59	14 063
36 Casper -----	548	169 957	61 667	14 187	3 394	19	(D)	48	8 171	85	22 088	51	12 291
37 Balance of county -----	72	26 811	7 123	1 796	402	2	(D)	6	785	21	11 481	8	1 772
38 Niobrara County -----	19	1 978	413	79	41	5	754	2	(D)	-	-	-	-
39 Park County -----	270	95 749	28 657	4 691	1 469	54	50 369	26	1 637	29	7 536	20	3 164
40 Cody -----	160	40 141	12 396	2 221	704	28	(D)	17	1 029	20	(D)	11	1 879
41 Powell -----	68	9 779	2 881	717	248	4	(D)	9	608	6	352	7	(D)
42 Balance of county -----	42	45 829	13 380	1 753	517	22	(D)	-	-	3	(D)	2	(D)
43 Platte County -----	51	11 079	2 774	538	215	6	1 907	7	1 005	1	(D)	7	1 447
44 Wheatland -----	45	9 756	2 418	496	187	3	(D)	7	1 005	1	(D)	7	1 447
45 Balance of county -----	6	1 323	356	42	28	3	(D)	-	-	-	-	-	-
46 Sheridan County -----	237	69 098	21 510	4 869	1 375	30	11 564	20	2 354	30	7 935	28	4 328
47 Sheridan -----	198	62 751	19 721	4 535	1 215	18	7 477	19	(D)	24	7 756	26	(D)
48 Balance of county -----	39	6 347	1 789	334	160	12	4 087	1	(D)	6	179	2	(D)
49 Sublette County -----	54	7 703	2 055	430	129	19	2 324	1	(D)	4	647	3	(D)
50 Sweetwater County -----	290	104 449	33 138	7 415	2 044	29	33 024	33	3 996	36	12 017	42	11 156
51 Green River -----	67	13 073	4 192	1 020	288	8	(D)	12	708	6	718	9	(D)
52 Rock Springs -----	200	66 422	24 572	5 382	1 509	19	(D)	21	3 288	27	11 024	28	8 192
53 Balance of county -----	23	24 954	4 374	1 013	247	2	(D)	-	-	3	275	5	(D)
54 Teton County -----	420	177 050	52 499	11 200	3 416	88	71 573	22	3 311	41	13 740	28	13 605
55 Jackson -----	303	109 484	33 545	6 203	1 708	51	33 089	19	(D)	34	11 729	19	7 795
56 Balance of county -----	117	67 566	18 954	4 997	1 708	37	38 484	3	(D)	7	2 011	9	5 810
57 Uinta County -----	135	47 194	14 313	3 165	881	14	6 167	13	(D)	22	12 124	9	1 633
58 Evanston -----	110	39 004	12 146	2 653	719	11	5 395	9	696	19	(D)	8	(D)
59 Balance of county -----	25	8 190	2 167	512	162	3	772	4	(D)	3	(D)	1	(D)
60 Washakie County -----	73	16 056	4 602	1 015	347	10	1 784	7	1 593	9	1 597	9	2 235
61 Worland -----	61	13 840	4 174	903	301	6	1 025	7	1 593	7	(D)	7	(D)
62 Balance of county -----	12	2 216	428	112	46	4	759	-	-	2	(D)	2	(D)
63 Weston County -----	38	6 808	2 022	447	185	4	(D)	7	624	5	588	3	(D)
64 Newcastle -----	33	5 007	1 410	329	119	3	(D)	6	(D)	4	(D)	2	(D)
65 Balance of county -----	5	1 801	612	118	66	1	(D)	1	(D)	1	(D)	1	(D)

Places With 2,500 Inhabitants or More: 1992

appendix A. For information on geographic areas followed by ▲, see appendix F]

Selected kind-of-business or operation groups—Con.														
Miscellaneous repair services (SIC 76)		Amusement and recreation services, including motion pictures and museums (SIC 78, 79, 84)		Health services (SIC 80)		Legal services (SIC 81)		Selected educational services (SIC 823, 4, 9)		Social services (SIC 83)		Engineering, accounting, research, management, and related services (except noncommercial research organizations) (SIC 87 ex. 8733)		
Number	Receipts (\$1,000)	Number	Receipts (\$1,000)	Number	Receipts (\$1,000)	Number	Receipts (\$1,000)	Number	Receipts (\$1,000)	Number	Receipts (\$1,000)	Number	Receipts (\$1,000)	
256	75 512	384	86 385	713	324 338	336	96 094	14	5 838	118	13 521	485	134 001	1
13	1 745	19	6 381	50	25 507	20	4 082	2	(D)	10	1 058	33	15 406	2
12	(D)	15	5 070	49	(D)	20	4 082	2	(D)	10	1 058	33	15 406	3
1	(D)	4	1 311	1	(D)	—	—	—	—	—	—	—	—	4
4	367	4	(D)	7	1 598	3	358	—	—	1	(D)	5	557	5
29	21 459	21	6 674	38	15 725	17	4 021	—	—	10	642	37	8 154	6
20	16 454	16	6 202	37	(D)	17	4 021	—	—	8	(D)	30	6 687	7
9	5 005	5	472	1	(D)	—	—	—	—	2	(D)	7	1 467	8
5	(D)	13	3 616	22	7 796	9	1 626	—	—	1	(D)	8	1 802	9
3	206	7	(D)	16	5 780	9	1 626	—	—	1	(D)	4	(D)	10
2	(D)	6	(D)	6	2 016	—	—	—	—	—	—	4	(D)	11
7	1 103	10	727	17	4 845	6	1 207	—	—	2	(D)	9	850	12
4	915	4	210	13	4 219	5	(D)	—	—	2	(D)	6	547	13
3	188	6	517	4	626	1	(D)	—	—	—	—	3	303	14
1	(D)	1	(D)	2	(D)	4	384	—	—	1	(D)	1	(D)	15
22	4 143	26	3 250	63	60 538	25	4 573	1	(D)	19	(D)	35	6 853	16
5	502	5	893	26	34 882	10	(D)	—	—	9	(D)	12	(D)	17
8	1 838	12	1 940	32	23 579	14	3 134	1	(D)	5	520	20	4 162	18
9	1 803	9	417	5	2 077	1	(D)	—	—	5	(D)	3	(D)	19
5	653	5	561	12	4 384	6	907	—	—	3	(D)	7	893	20
2	(D)	5	561	10	(D)	6	907	—	—	2	(D)	7	893	21
3	(D)	—	—	2	(D)	—	—	—	—	1	(D)	—	—	22
1	(D)	4	716	7	1 932	6	529	—	—	2	(D)	2	(D)	23
1	(D)	3	(D)	7	1 932	6	529	—	—	1	(D)	2	(D)	24
—	—	1	(D)	—	—	—	—	—	—	1	(D)	—	—	25
—	—	6	1 492	6	530	7	1 239	—	—	1	(D)	8	790	26
—	—	4	(D)	6	530	7	1 239	—	—	1	(D)	8	790	27
—	—	2	(D)	—	—	—	—	—	—	—	—	—	—	28
29	4 418	29	7 084	106	62 045	73	26 295	2	(D)	20	5 132	60	15 352	29
23	3 546	25	(D)	103	61 467	73	26 295	2	(D)	19	(D)	58	(D)	30
6	872	4	(D)	3	578	—	—	—	—	1	(D)	2	(D)	31
5	995	19	1 802	12	2 086	3	(D)	—	—	3	(D)	5	1 455	32
2	(D)	3	(D)	4	696	1	(D)	—	—	2	(D)	2	(D)	33
3	(D)	16	(D)	8	1 390	2	(D)	—	—	1	(D)	3	(D)	34
56	17 920	40	9 279	127	52 974	50	16 924	2	(D)	8	1 837	83	26 757	35
44	13 132	34	8 896	125	(D)	50	16 924	1	(D)	5	(D)	75	22 500	36
12	4 788	6	383	2	(D)	—	—	1	(D)	3	(D)	8	4 257	37
—	—	3	(D)	2	(D)	4	325	—	—	—	—	3	(D)	38
18	6 228	37	5 758	41	12 525	12	3 256	—	—	7	(D)	24	4 879	39
12	(D)	21	3 498	26	9 055	7	2 660	—	—	4	(D)	13	3 616	40
3	(D)	6	590	14	(D)	5	596	—	—	3	65	11	1 263	41
3	(D)	10	1 670	1	(D)	—	—	—	—	—	—	—	—	42
1	(D)	4	(D)	7	2 408	8	1 666	—	—	1	(D)	9	919	43
1	(D)	3	370	7	2 408	7	(D)	—	—	1	(D)	8	(D)	44
—	—	1	(D)	—	—	1	(D)	—	—	—	—	1	(D)	45
12	1 144	14	3 247	49	20 069	18	5 168	—	—	6	(D)	28	12 679	46
10	(D)	9	3 150	47	(D)	18	5 168	—	—	2	(D)	25	12 371	47
2	(D)	5	97	2	(D)	—	—	—	—	4	(D)	3	308	48
4	747	3	(D)	6	1 187	4	528	1	(D)	—	—	9	1 341	49
17	6 753	22	2 211	51	19 293	15	4 947	—	—	12	1 350	33	9 702	50
1	(D)	6	313	12	3 712	3	(D)	—	—	2	(D)	8	2 282	51
12	(D)	13	1 519	39	15 581	11	4 122	—	—	9	1 263	21	5 720	52
4	(D)	3	379	—	—	1	(D)	—	—	1	(D)	4	1 700	53
13	1 813	78	27 884	41	13 248	32	14 075	3	(D)	6	442	63	16 668	54
8	(D)	46	12 719	37	12 571	31	(D)	1	(D)	5	(D)	52	12 850	55
5	(D)	32	15 165	4	677	1	(D)	2	(D)	1	(D)	11	3 818	56
8	4 242	14	3 400	27	8 611	7	2 727	3	(D)	3	(D)	15	6 459	57
7	(D)	11	(D)	22	7 641	7	2 727	2	(D)	2	(D)	12	(D)	58
1	(D)	3	(D)	5	970	—	—	1	(D)	1	(D)	3	(D)	59
5	630	8	(D)	12	4 487	5	777	—	—	1	(D)	5	873	60
4	(D)	7	(D)	12	4 487	4	(D)	—	—	1	(D)	5	(D)	61
1	(D)	1	(D)	—	—	1	(D)	—	—	—	—	—	—	62
1	(D)	4	671	8	1 888	2	(D)	—	—	1	(D)	3	(D)	63
1	(D)	4	671	7	(D)	2	(D)	—	—	1	(D)	3	(D)	64
—	—	—	—	1	(D)	—	—	—	—	—	—	—	—	65

Table 5. Summary Statistics for Firms Subject to Federal Income Tax for Places With 350 Establishments or More: 1992

[Includes only establishments with payroll. For meaning of abbreviations and symbols, see introductory text. For explanation of terms and comparability of 1987 and 1992 censuses, see appendix A. For information on geographic areas followed by ▲, see appendix F]

SIC code	Geographic area and kind of business or operation	Establishments (number)	Receipts (\$1,000)	Annual payroll (\$1,000)	First-quarter payroll (\$1,000)	Paid employees for pay period including March 12 (number)
CASPER						
	Total	548	169 957	61 667	14 187	3 394
70 ex. 704	Hotels, rooming houses, camps, and other lodging places (except membership lodging)	19	(D)	(D)	(D)	EE
7011	Hotels and motels	18	(D)	(D)	(D)	EE
7011 pt.	Hotels	9	8 820	2 343	558	288
7011 pt.	Motels, motor hotels, and tourist courts	9	(D)	(D)	(D)	BB
702, 3	Other lodging places	1	(D)	(D)	(D)	AA
72	Personal services	48	8 171	2 540	591	249
721	Laundry, cleaning, and garment services	14	(D)	(D)	(D)	BB
7211	Power laundries, family and commercial*	—	—	—	—	—
7213	Linen supply*	1	(D)	(D)	(D)	BB
7215	Coin-operated laundries and drycleaning	3	(D)	(D)	(D)	AA
7216	Drycleaning plants, except rug cleaning*	5	637	212	60	20
7217	Carpet and upholstery cleaning	4	267	64	11	10
7218	Industrial launderers*	—	—	—	—	—
7212, 9	Other laundry, cleaning, and garment services*	1	(D)	(D)	(D)	AA
722	Photographic studios, portrait	5	(D)	(D)	(D)	BB
723, 4	Beauty and barber shops	21	2 028	839	202	91
723	Beauty shops	20	(D)	(D)	(D)	BB
724	Barber shops	1	(D)	(D)	(D)	AA
725	Shoe repair shops and shoeshine parlors	1	(D)	(D)	(D)	AA
726	Funeral service and crematories	1	(D)	(D)	(D)	AA
729	Miscellaneous personal services	6	731	165	44	38
73	Business services	85	22 088	8 320	2 254	706
731	Advertising	4	(D)	(D)	(D)	BB
732	Consumer credit reporting agencies, mercantile reporting agencies, and adjustment and collection agencies	3	1 914	669	151	39
733	Mailing, reproduction, commercial art and photography, and stenographic services	5	1 077	314	97	24
734	Services to dwellings and other buildings	23	1 686	823	178	102
735	Miscellaneous equipment rental and leasing	17	7 148	1 944	491	99
736	Personnel supply services	8	(D)	(D)	(D)	CC
737	Computer programming, data processing, and other computer related services	7	(D)	(D)	(D)	BB
7371, 2, 3	Computer programming, prepackaged software, and integrated systems	3	474	81	20	6
7374, 5, 6	Data processing services	2	(D)	(D)	(D)	AA
7377, 8, 9	Computer rental and leasing, maintenance, and related services, n.e.c.	2	(D)	(D)	(D)	AA
738	Miscellaneous business services	18	(D)	(D)	(D)	CC
75	Automotive repair, services, and parking	51	12 291	3 751	872	233
751	Automotive rental and leasing, without drivers	5	1 350	232	53	21
752	Automobile parking	—	—	—	—	—
753	Automotive repair shops	37	9 775	3 140	724	167
7532	Top, body, and upholstery repair shops and paint shops	10	(D)	(D)	(D)	BB
7538	General automotive repair shops	17	(D)	(D)	(D)	BB
7533, 4, 6, 7, 9	Other automotive repair shops	10	(D)	(D)	(D)	BB
754	Automotive services, except repair	9	1 166	379	95	45
76	Miscellaneous repair services	44	13 132	3 717	869	195
762	Electrical repair shops	13	(D)	(D)	(D)	BB
7622	Radio and television repair shops	6	1 795	718	178	45
7623, 9	Other electrical and electronic repair shops	7	(D)	(D)	(D)	BB
763	Watch, clock, and jewelry repair	1	(D)	(D)	(D)	AA
764	Reupholstery and furniture repair	2	(D)	(D)	(D)	AA
769	Miscellaneous repair and related services	28	9 387	2 174	513	104
78, 79, 84	Amusement and recreation services, including motion pictures and museums	34	8 896	1 940	480	263
781, 2	Motion picture production, distribution, and services	1	(D)	(D)	(D)	AA
783	Motion picture theaters	5	1 678	263	35	37
784	Video tape rental	7	(D)	(D)	(D)	AA
792	Theatrical producers (except motion picture), bands, orchestras, and entertainers	1	(D)	(D)	(D)	AA
793	Bowling centers	4	1 321	373	103	52
79 ex. 792, 3; 84	Commercial sports and other amusement and recreation services, including museums	16	(D)	(D)	(D)	CC
80	Health services	125	(D)	(D)	(D)	FF
801	Offices and clinics of doctors of medicine	58	26 690	13 705	2 735	298
802	Offices and clinics of dentists	34	9 076	3 072	751	162
803	Offices and clinics of doctors of osteopathy	—	—	—	—	—
804	Offices and clinics of other health practitioners	24	(D)	(D)	(D)	BB
805	Nursing and personal care facilities	1	(D)	(D)	(D)	BB
806	Hospitals	1	(D)	(D)	(D)	BB
807, 8, 9	Other health services	7	(D)	(D)	(D)	BB
81	Legal services	50	16 924	5 570	1 235	195
823, 4, 9	Selected educational services	1	(D)	(D)	(D)	AA

WY-22 WYOMING

SERVICE INDUSTRIES—GEOGRAPHIC AREA SERIES

Table 5. Summary Statistics for Firms Subject to Federal Income Tax for Places With 350 Establishments or More: 1992—Con.

[Includes only establishments with payroll. For meaning of abbreviations and symbols, see introductory text. For explanation of terms and comparability of 1987 and 1992 censuses, see appendix A. For information on geographic areas followed by ▲, see appendix F]

SIC code	Geographic area and kind of business or operation	Establishments (number)	Receipts (\$1,000)	Annual payroll (\$1,000)	First-quarter payroll (\$1,000)	Paid employees for pay period including March 12 (number)
CASPER—Con.						
83	Social services -----	5	(D)	(D)	(D)	BB
835	Child day care services -----	3	(D)	(D)	(D)	BB
832, 3, 6, 9	Other social services -----	2	(D)	(D)	(D)	AA
87 ex. 8733	Engineering, accounting, research, management, and related services (except noncommercial research organizations) -----	75	22 500	9 488	2 214	359
871	Engineering, architectural, and surveying services -----	26	(D)	(D)	(D)	CC
872	Accounting, auditing, and bookkeeping services -----	29	(D)	(D)	(D)	CC
873 ex. 8733	Research, development, and testing services (except noncommercial research organizations) -----	12	(D)	(D)	(D)	BB
874	Management and public relations services -----	8	(D)	(D)	(D)	BB
89	Services, n.e.c. -----	11	1 975	725	127	21
CHEYENNE						
	Total -----	496	251 365	75 370	15 017	3 712
70 ex. 704	Hotels, rooming houses, camps, and other lodging places (except membership lodging) -----	27	(D)	(D)	(D)	EE
7011	Hotels and motels-----	24	21 558	4 998	1 092	448
7011 pt.	Hotels -----	8	5 401	1 695	400	170
7011 pt.	Motels, motor hotels, and tourist courts-----	16	16 157	3 303	692	278
702, 3	Other lodging places -----	3	(D)	(D)	(D)	AA
72	Personal services -----	52	(D)	(D)	(D)	EE
721	Laundry, cleaning, and garment services-----	14	(D)	(D)	(D)	BB
7211	Power laundries, family and commercial* -----	1	(D)	(D)	(D)	BB
7213	Linen supply* -----	—	—	—	—	—
7215	Coin-operated laundries and drycleaning -----	3	(D)	(D)	(D)	AA
7216	Drycleaning plants, except rug cleaning* -----	5	(D)	(D)	(D)	BB
7217	Carpet and upholstery cleaning -----	4	468	152	34	14
7218	Industrial laundries* -----	1	(D)	(D)	(D)	AA
7212, 9	Other laundry, cleaning, and garment services* -----	—	—	—	—	—
722	Photographic studios, portrait-----	3	(D)	(D)	(D)	AA
723, 4	Beauty and barber shops -----	25	(D)	(D)	(D)	CC
723	Beauty shops -----	25	(D)	(D)	(D)	CC
724	Barber shops -----	—	—	—	—	—
725	Shoe repair shops and shoeshine parlors -----	2	(D)	(D)	(D)	AA
726	Funeral service and crematories -----	2	(D)	(D)	(D)	AA
729	Miscellaneous personal services -----	6	(D)	(D)	(D)	BB
73	Business services -----	70	20 458	6 750	1 501	573
731	Advertising -----	2	(D)	(D)	(D)	AA
732	Consumer credit reporting agencies, mercantile reporting agencies, and adjustment and collection agencies -----	4	1 073	451	120	30
733	Mailing, reproduction, commercial art and photography, and stenographic services-----	7	(D)	(D)	(D)	BB
734	Services to dwellings and other buildings -----	20	1 948	890	229	121
735	Miscellaneous equipment rental and leasing -----	7	(D)	(D)	(D)	BB
736	Personnel supply services-----	6	3 910	2 751	606	231
737	Computer programming, data processing, and other computer related services -----	5	(D)	(D)	(D)	BB
7371, 2, 3	Computer programming, prepackaged software, and integrated systems -----	1	(D)	(D)	(D)	AA
7374, 5, 6	Data processing services -----	3	(D)	(D)	(D)	BB
7377, 8, 9	Computer rental and leasing, maintenance, and related services, n.e.c. -----	1	(D)	(D)	(D)	AA
738	Miscellaneous business services -----	19	2 515	606	137	64
75	Automotive repair, services, and parking -----	42	10 551	2 783	637	175
751	Automotive rental and leasing, without drivers -----	2	(D)	(D)	(D)	AA
752	Automobile parking -----	—	—	—	—	—
753	Automotive repair shops -----	29	(D)	(D)	(D)	CC
7532	Top, body, and upholstery repair shops and paint shops -----	4	(D)	(D)	(D)	BB
7538	General automotive repair shops-----	16	(D)	(D)	(D)	BB
7533, 4, 6, 7, 9	Other automotive repair shops-----	9	2 011	462	116	28
754	Automotive services, except repair -----	11	(D)	(D)	(D)	BB
76	Miscellaneous repair services -----	23	3 546	1 277	289	79
762	Electrical repair shops -----	11	(D)	(D)	(D)	BB
7622	Radio and television repair shops -----	4	359	147	37	13
7623, 9	Other electrical and electronic repair shops -----	7	(D)	(D)	(D)	BB
763	Watch, clock, and jewelry repair -----	—	—	—	—	—
764	Reupholstery and furniture repair -----	2	(D)	(D)	(D)	AA
769	Miscellaneous repair and related services-----	10	1 534	378	84	26

Table 5. Summary Statistics for Firms Subject to Federal Income Tax for Places With 350 Establishments or More: 1992—Con.

[Includes only establishments with payroll. For meaning of abbreviations and symbols, see introductory text. For explanation of terms and comparability of 1987 and 1992 censuses, see appendix A. For information on geographic areas followed by ▲, see appendix F]

SIC code	Geographic area and kind of business or operation	Establishments (number)	Receipts (\$1,000)	Annual payroll (\$1,000)	First-quarter payroll (\$1,000)	Paid employees for pay period including March 12 (number)
	CHEYENNE—Con.					
78, 79, 84	Amusement and recreation services, including motion pictures and museums	25	(D)	(D)	(D)	EE
781, 2	Motion picture production, distribution, and services.....	—	—	—	—	—
783	Motion picture theaters	2	(D)	(D)	(D)	AA
784	Video tape rental	7	(D)	(D)	(D)	BB
792	Theatrical producers (except motion picture), bands, orchestras, and entertainers.....	1	(D)	(D)	(D)	AA
793	Bowling centers	2	(D)	(D)	(D)	BB
79 ex. 792, 3, 84	Commercial sports and other amusement and recreation services, including museums	13	(D)	(D)	(D)	CC
80	Health services	103	61 467	29 979	6 550	1 051
801	Offices and clinics of doctors of medicine	42	(D)	(D)	(D)	EE
802	Offices and clinics of dentists	32	(D)	(D)	(D)	CC
803	Offices and clinics of doctors of osteopathy.....	2	(D)	(D)	(D)	AA
804	Offices and clinics of other health practitioners	17	(D)	(D)	(D)	BB
805	Nursing and personal care facilities	3	9 903	5 061	1 148	356
806	Hospitals	—	—	—	—	—
807, 8, 9	Other health services	7	(D)	(D)	(D)	BB
81	Legal services	73	26 295	9 595	1 930	308
823, 4, 9	Selected educational services	2	(D)	(D)	(D)	BB
83	Social services	19	(D)	(D)	(D)	CC
835	Child day care services	14	1 728	787	204	125
832, 3, 6, 9	Other social services	5	(D)	(D)	(D)	BB
87 ex. 8733	Engineering, accounting, research, management, and related services (except noncommercial research organizations)	58	(D)	(D)	(D)	EE
871	Engineering, architectural, and surveying services	20	(D)	(D)	(D)	CC
872	Accounting, auditing, and bookkeeping services	19	(D)	(D)	(D)	CC
873 ex. 8733	Research, development, and testing services (except noncommercial research organizations)	3	583	250	69	9
874	Management and public relations services	16	2 271	933	185	55
89	Services, n.e.c.	2	(D)	(D)	(D)	AA

Table 6. Summary Statistics for Firms Subject to Federal Income Tax for Counties With 350 Establishments or More: 1992

[Includes only establishments with payroll. For meaning of abbreviations and symbols, see introductory text. For explanation of terms and comparability of 1987 and 1992 censuses, see appendix A. For information on geographic areas followed by ▲, see appendix F]

SIC code	Geographic area and kind of business or operation	Establishments (number)	Receipts (\$1,000)	Annual payroll (\$1,000)	First-quarter payroll (\$1,000)	Paid employees for pay period including March 12 (number)
	LARAMIE COUNTY (Coextensive with Cheyenne, WY MSA; see table 7a.)					
	NATRONA COUNTY (Coextensive with Casper, WY MSA; see table 7a.)					
	TETON COUNTY					
	Total -----	420	177 050	52 499	11 200	3 416
70 ex. 704	Hotels, rooming houses, camps, and other lodging places (except membership lodging)-----	88	71 573	19 264	3 588	1 467
7011	Hotels and motels-----	57	60 836	16 691	3 345	1 356
7011 pt.	Hotels-----	23	43 320	12 443	2 656	1 078
7011 pt.	Motels, motor hotels, and tourist courts-----	34	17 516	4 248	689	278
702, 3	Other lodging places-----	31	10 737	2 573	243	111
72	Personal services-----	22	3 311	1 132	276	98
721	Laundry, cleaning, and garment services-----	7	1 897	623	153	49
7211	Power laundries, family and commercial*-----	1	—	—	—	—
7213	Linen supply*-----	1	(D)	(D)	(D)	BB
7215	Coin-operated laundries and drycleaning-----	3	278	53	12	4
7216	Drycleaning plants, except rug cleaning*-----	2	(D)	(D)	(D)	AA
7217	Carpet and upholstery cleaning-----	—	—	—	—	—
7218	Industrial launderers*-----	—	—	—	—	—
7212, 9	Other laundry, cleaning, and garment services*-----	1	(D)	(D)	(D)	AA
722	Photographic studios, portrait-----	1	(D)	(D)	(D)	AA
723, 4	Beauty and barber shops-----	11	1 093	448	104	38
723	Beauty shops-----	10	(D)	(D)	(D)	BB
724	Barber shops-----	1	(D)	(D)	(D)	AA
725	Shoe repair shops and shoeshine parlors-----	—	—	—	—	—
726	Funeral service and crematories-----	—	—	—	—	—
729	Miscellaneous personal services-----	3	(D)	(D)	(D)	AA
73	Business services-----	41	13 740	4 285	993	203
731	Advertising-----	3	1 419	401	104	21
732	Consumer credit reporting agencies, mercantile reporting agencies, and adjustment and collection agencies-----	—	—	—	—	—
733	Mailing, reproduction, commercial art and photography, and stenographic services-----	5	768	142	32	5
734	Services to dwellings and other buildings-----	6	690	305	60	16
735	Miscellaneous equipment rental and leasing-----	2	(D)	(D)	(D)	AA
736	Personnel supply services-----	—	—	—	—	—
737	Computer programming, data processing, and other computer related services-----	5	(D)	(D)	(D)	BB
7371, 2, 3	Computer programming, prepackaged software, and integrated systems-----	4	(D)	(D)	(D)	BB
7374, 5, 6	Data processing services-----	1	(D)	(D)	(D)	AA
7377, 8, 9	Computer rental and leasing, maintenance, and related services, n.e.c.-----	—	—	—	—	—
738	Miscellaneous business services-----	20	7 109	1 535	368	96
75	Automotive repair, services, and parking-----	28	13 605	2 329	526	112
751	Automotive rental and leasing, without drivers-----	9	8 755	977	206	46
752	Automobile parking-----	—	—	—	—	—
753	Automotive repair shops-----	17	(D)	(D)	(D)	BB
7532	Top, body, and upholstery repair shops and paint shops-----	4	(D)	(D)	(D)	BB
7538	General automotive repair shops-----	11	2 655	743	176	31
7533, 4, 6, 7, 9	Other automotive repair shops-----	2	(D)	(D)	(D)	AA
754	Automotive services, except repair-----	2	(D)	(D)	(D)	AA
76	Miscellaneous repair services-----	13	1 813	490	99	46
762	Electrical repair shops-----	1	(D)	(D)	(D)	AA
7622	Radio and television repair shops-----	1	(D)	(D)	(D)	AA
7623, 9	Other electrical and electronic repair shops-----	—	—	—	—	—
763	Watch, clock, and jewelry repair-----	—	—	—	—	—
764	Reupholstery and furniture repair-----	2	(D)	(D)	(D)	AA
769	Miscellaneous repair and related services-----	10	1 191	321	69	38
78, 79, 84	Amusement and recreation services, including motion pictures and museums-----	78	27 884	9 487	2 710	1 005
781, 2	Motion picture production, distribution, and services-----	7	1 245	342	79	22
783	Motion picture theaters-----	5	1 465	284	49	29
784	Video tape rental-----	4	(D)	(D)	(D)	AA
792	Theatrical producers (except motion picture), bands, orchestras, and entertainers-----	3	634	325	65	32
793	Bowling centers-----	1	(D)	(D)	(D)	AA
79 ex. 792, 3, 84	Commercial sports and other amusement and recreation services, including museums-----	58	23 731	8 426	2 489	903

Table 6. Summary Statistics for Firms Subject to Federal Income Tax for Counties With 350 Establishments or More: 1992—Con.

[Includes only establishments with payroll. For meaning of abbreviations and symbols, see introductory text. For explanation of terms and comparability of 1987 and 1992 censuses, see appendix A. For information on geographic areas followed by ▲, see appendix F]

SIC code	Geographic area and kind of business or operation	Establishments (number)	Receipts (\$1,000)	Annual payroll (\$1,000)	First-quarter payroll (\$1,000)	Paid employees for pay period including March 12 (number)
TETON COUNTY—Con.						
80	Health services	41	13 248	4 191	987	164
801	Offices and clinics of doctors of medicine	25	9 360	2 953	718	107
802	Offices and clinics of dentists	5	2 339	935	190	34
803	Offices and clinics of doctors of osteopathy	—	—	—	—	—
804	Offices and clinics of other health practitioners	8	1 220	267	76	22
805	Nursing and personal care facilities	—	—	—	—	—
806	Hospitals	—	—	—	—	—
807, 8, 9	Other health services	3	329	36	3	1
81	Legal services	32	14 075	3 886	556	101
823, 4, 9	Selected educational services	3	(D)	(D)	(D)	AA
83	Social services	6	442	139	21	8
835	Child day care services	4	(D)	(D)	(D)	AA
832, 3, 6, 9	Other social services	2	(D)	(D)	(D)	AA
87 ex. 8733	Engineering, accounting, research, management, and related services (except noncommercial research organizations)	63	16 668	7 171	1 421	196
871	Engineering, architectural, and surveying services	19	7 746	3 162	660	92
872	Accounting, auditing, and bookkeeping services	21	(D)	(D)	(D)	BB
873 ex. 8733	Research, development, and testing services (except noncommercial research organizations)	1	(D)	(D)	(D)	AA
874	Management and public relations services	22	4 591	2 015	356	40
89	Services, n.e.c.	5	(D)	(D)	(D)	AA

Table 7a. Summary Statistics for Firms Subject to Federal Income Tax for Metropolitan Areas: 1992

[Includes only establishments with payroll. For meaning of abbreviations and symbols, see introductory text. For explanation of terms and comparability of 1987 and 1992 censuses, see appendix A. For definitions of CMSA's, MSA's, and PMSA's, see appendix D]

SIC code	Geographic area and kind of business or operation	Establishments (number)	Receipts (\$1,000)	Annual payroll (\$1,000)	First-quarter payroll (\$1,000)	Paid employees for pay period including March 12 (number)
CASPER, WY MSA						
	Total	620	196 768	68 790	15 983	3 796
70 ex. 704	Hotels, rooming houses, camps, and other lodging places (except membership lodging)	21	(D)	(D)	(D)	EE
7011	Hotels and motels	20	11 354	2 852	654	350
7011 pt.	Hotels	9	8 820	2 343	558	288
7011 pt.	Motels, motor hotels, and tourist courts	11	2 534	509	96	62
702, 3	Other lodging places	1	(D)	(D)	(D)	AA
72	Personal services	54	8 956	2 811	686	295
721	Laundry, cleaning, and garment services	16	(D)	(D)	(D)	BB
7211	Power laundries, family and commercial*	1	(D)	(D)	(D)	AA
7213	Linen supply*	1	(D)	(D)	(D)	BB
7215	Coin-operated laundries and drycleaning	4	565	159	20	18
7216	Drycleaning plants, except rug cleaning*	4	637	212	60	20
7217	Carpet and upholstery cleaning	5	267	64	11	10
7218	Industrial launderers*	—	—	—	—	—
7212, 9	Other laundry, cleaning, and garment services*	1	(D)	(D)	(D)	AA
722	Photographic studios, portrait	5	(D)	(D)	(D)	BB
723, 4	Beauty and barber shops	23	(D)	(D)	(D)	BB
723	Beauty shops	22	2 105	890	212	95
724	Barber shops	1	(D)	(D)	(D)	AA
725	Shoe repair shops and shoeshine parlors	1	(D)	(D)	(D)	AA
726	Funeral service and crematories	1	(D)	(D)	(D)	AA
729	Miscellaneous personal services	8	(D)	(D)	(D)	BB

WY-26 WYOMING

SERVICE INDUSTRIES—GEOGRAPHIC AREA SERIES

Table 7a. Summary Statistics for Firms Subject to Federal Income Tax for Metropolitan Areas: 1992—Con.

[Includes only establishments with payroll. For meaning of abbreviations and symbols, see introductory text. For explanation of terms and comparability of 1987 and 1992 censuses, see appendix A. For definitions of CMSA's, MSA's, and PMSA's, see appendix D]

SIC code	Geographic area and kind of business or operation	Establishments (number)	Receipts (\$1,000)	Annual payroll (\$1,000)	First-quarter payroll (\$1,000)	Paid employees for pay period including March 12 (number)
CASPER, WY MSA—Con.						
73	Business services	106	33 569	11 001	2 894	819
731	Advertising	6	2 382	761	207	41
732	Consumer credit reporting agencies, mercantile reporting agencies, and adjustment and collection agencies	3	1 914	669	151	39
733	Mailing, reproduction, commercial art and photography, and stenographic services	5	1 077	314	97	24
734	Services to dwellings and other buildings	28	3 281	1 244	256	119
735	Miscellaneous equipment rental and leasing	26	15 010	3 695	917	166
736	Personnel supply services	9	3 951	1 901	666	243
737	Computer programming, data processing, and other computer related services	8	1 892	674	182	28
7371, 2, 3	Computer programming, prepackaged software, and integrated systems	3	474	81	20	6
7374, 5, 6	Data processing services	3	(D)	(D)	(D)	AA
7377, 8, 9	Computer rental and leasing, maintenance, and related services, n.e.c.	2	(D)	(D)	(D)	AA
738	Miscellaneous business services	21	4 062	1 743	418	159
75	Automotive repair, services, and parking	59	14 063	4 089	953	256
751	Automotive rental and leasing, without drivers	5	1 350	232	53	21
752	Automobile parking	—	—	—	—	—
753	Automotive repair shops	45	11 547	3 478	805	190
7532	Top, body, and upholstery repair shops and paint shops	11	2 569	988	234	49
7538	General automotive repair shops	21	4 619	1 281	291	72
7533, 4, 6, 7, 9	Other automotive repair shops	13	4 359	1 209	280	69
754	Automotive services, except repair	9	1 166	379	95	45
76	Miscellaneous repair services	56	17 920	5 102	1 298	269
762	Electrical repair shops	14	3 872	1 546	364	90
7622	Radio and television repair shops	6	1 795	718	178	45
7623, 9	Other electrical and electronic repair shops	8	2 077	828	186	45
763	Watch, clock, and jewelry repair	1	(D)	(D)	(D)	AA
764	Reupholstery and furniture repair	2	(D)	(D)	(D)	AA
769	Miscellaneous repair and related services	39	(D)	(D)	(D)	CC
78, 79, 84	Amusement and recreation services, including motion pictures and museums	40	9 279	2 020	495	274
781, 2	Motion picture production, distribution, and services	1	(D)	(D)	(D)	AA
783	Motion picture theaters	5	1 678	263	35	37
784	Video tape rental	8	(D)	(D)	(D)	AA
792	Theatrical producers (except motion picture), bands, orchestras, and entertainers	1	(D)	(D)	(D)	AA
793	Bowling centers	4	1 321	373	103	52
79 ex. 792, 3, 84	Commercial sports and other amusement and recreation services, including museums	21	5 546	1 234	309	155
80	Health services	127	52 974	22 685	4 879	808
801	Offices and clinics of doctors of medicine	58	26 690	13 705	2 735	298
802	Offices and clinics of dentists	34	9 076	3 072	751	162
803	Offices and clinics of doctors of osteopathy	—	—	—	—	—
804	Offices and clinics of other health practitioners	25	5 752	1 913	418	85
805	Nursing and personal care facilities	1	(D)	(D)	(D)	BB
806	Hospitals	1	(D)	(D)	(D)	BB
807, 8, 9	Other health services	8	(D)	(D)	(D)	BB
81	Legal services	50	16 924	5 570	1 235	195
823, 4, 9	Selected educational services	2	(D)	(D)	(D)	AA
83	Social services	8	1 837	666	172	61
835	Child day care services	5	(D)	(D)	(D)	BB
832, 3, 6, 9	Other social services	3	(D)	(D)	(D)	BB
87 ex. 8733	Engineering, accounting, research, management, and related services (except noncommercial research organizations)	83	26 757	10 988	2 538	429
871	Engineering, architectural, and surveying services	27	8 744	3 784	940	129
872	Accounting, auditing, and bookkeeping services	31	8 407	3 791	816	146
873 ex. 8733	Research, development, and testing services (except noncommercial research organizations)	15	7 858	2 748	636	109
874	Management and public relations services	10	1 748	665	146	45
89	Services, n.e.c.	14	(D)	(D)	(D)	BB

Table 7a. Summary Statistics for Firms Subject to Federal Income Tax for Metropolitan Areas: 1992—Con.

[Includes only establishments with payroll. For meaning of abbreviations and symbols, see introductory text. For explanation of terms and comparability of 1987 and 1992 censuses, see appendix A. For definitions of CMSA's, MSA's, and PMSA's, see appendix D]

SIC code	Geographic area and kind of business or operation	Establishments (number)	Receipts (\$1,000)	Annual payroll (\$1,000)	First-quarter payroll (\$1,000)	Paid employees for pay period including March 12 (number)
CHEYENNE, WY MSA						
	Total	557	260 641	78 372	15 662	3 975
70 ex. 704	Hotels, rooming houses, camps, and other lodging places (except membership lodging)	36	23 944	5 347	1 173	503
7011	Hotels and motels	29	22 634	5 205	1 139	482
7011 pt.	Hotels	8	5 401	1 695	400	170
7011 pt.	Motels, motor hotels, and tourist courts	21	17 233	3 510	739	312
702, 3	Other lodging places	7	1 310	142	34	21
72	Personal services	59	77 648	9 456	697	313
721	Laundry, cleaning, and garment services	14	(D)	(D)	(D)	BB
7211	Power laundries, family and commercial*	1	(D)	(D)	(D)	BB
7213	Linen supply*	—	—	—	—	—
7215	Coin-operated laundries and drycleaning	3	(D)	(D)	(D)	AA
7216	Drycleaning plants, except rug cleaning*	5	(D)	(D)	(D)	BB
7217	Carpet and upholstery cleaning	4	468	152	34	14
7218	Industrial launderers*	1	(D)	(D)	(D)	AA
7212, 9	Other laundry, cleaning, and garment services*	—	—	—	—	—
722	Photographic studios, portrait	3	(D)	(D)	(D)	AA
723, 4	Beauty and barber shops	29	(D)	(D)	(D)	CC
723	Beauty shops	28	(D)	(D)	(D)	CC
724	Barber shops	1	(D)	(D)	(D)	AA
725	Shoe repair shops and shoeshine parlors	2	(D)	(D)	(D)	AA
726	Funeral service and crematories	2	(D)	(D)	(D)	AA
729	Miscellaneous personal services	9	(D)	(D)	(D)	BB
73	Business services	84	22 911	8 055	1 771	695
731	Advertising	2	(D)	(D)	(D)	AA
732	Consumer credit reporting agencies, mercantile reporting agencies, and adjustment and collection agencies	4	1 073	451	120	30
733	Mailing, reproduction, commercial art and photography, and stenographic services	9	3 715	1 091	206	75
734	Services to dwellings and other buildings	25	2 905	1 594	372	205
735	Miscellaneous equipment rental and leasing	9	2 908	605	116	37
736	Personnel supply services	6	3 910	2 751	606	231
737	Computer programming, data processing, and other computer related services	6	4 059	586	123	29
7371, 2, 3	Computer programming, prepackaged software, and integrated systems	1	(D)	(D)	(D)	AA
7374, 5, 6	Data processing services	3	(D)	(D)	(D)	BB
7377, 8, 9	Computer rental and leasing, maintenance, and related services, n.e.c.	2	(D)	(D)	(D)	AA
738	Miscellaneous business services	23	(D)	(D)	(D)	BB
75	Automotive repair, services, and parking	54	11 609	3 014	693	191
751	Automotive rental and leasing, without drivers	3	475	114	30	8
752	Automobile parking	—	—	—	—	—
753	Automotive repair shops	39	8 442	2 213	519	121
7532	Top, body, and upholstery repair shops and paint shops	6	1 148	382	90	23
7538	General automotive repair shops	24	5 283	1 369	313	70
7533, 4, 6, 7, 9	Other automotive repair shops	9	2 011	462	116	28
754	Automotive services, except repair	12	2 692	687	144	62
76	Miscellaneous repair services	29	4 418	1 567	352	89
762	Electrical repair shops	13	2 435	1 096	246	55
7622	Radio and television repair shops	4	359	147	37	13
7623, 9	Other electrical and electronic repair shops	9	2 076	949	209	42
763	Watch, clock, and jewelry repair	—	—	—	—	—
764	Reupholstery and furniture repair	2	(D)	(D)	(D)	AA
769	Miscellaneous repair and related services	14	(D)	(D)	(D)	BB
78, 79, 84	Amusement and recreation services, including motion pictures and museums	29	7 084	1 507	331	256
781, 2	Motion picture production, distribution, and services	—	—	—	—	—
783	Motion picture theaters	2	(D)	(D)	(D)	AA
784	Video tape rental	9	1 988	284	60	32
792	Theatrical producers (except motion picture), bands, orchestras, and entertainers	1	(D)	(D)	(D)	AA
793	Bowling centers	2	(D)	(D)	(D)	BB
79 ex. 792, 3; 84	Commercial sports and other amusement and recreation services, including museums	15	2 116	434	91	141
80	Health services	106	62 045	30 051	6 565	1 060
801	Offices and clinics of doctors of medicine	43	37 076	20 272	4 411	454
802	Offices and clinics of dentists	33	8 538	2 932	599	149
803	Offices and clinics of doctors of osteopathy	2	(D)	(D)	(D)	AA
804	Offices and clinics of other health practitioners	18	4 254	1 208	294	72
805	Nursing and personal care facilities	3	9 903	5 061	1 148	356
806	Hospitals	—	—	—	—	—
807, 8, 9	Other health services	7	(D)	(D)	(D)	BB
81	Legal services	73	26 295	9 595	1 930	308
823, 4, 9	Selected educational services	2	(D)	(D)	(D)	BB

WY-28 WYOMING

SERVICE INDUSTRIES—GEOGRAPHIC AREA SERIES

Table 7a. Summary Statistics for Firms Subject to Federal Income Tax for Metropolitan Areas: 1992—Con.

[Includes only establishments with payroll. For meaning of abbreviations and symbols, see introductory text. For explanation of terms and comparability of 1987 and 1992 censuses, see appendix A. For definitions of CMSA's, MSA's, and PMSA's, see appendix D]

SIC code	Geographic area and kind of business or operation	Establishments (number)	Receipts (\$1,000)	Annual payroll (\$1,000)	First-quarter payroll (\$1,000)	Paid employees for pay period including March 12 (number)
	CHEYENNE, WY MSA—Con.					
83	Social services	20	5 132	1 702	439	212
835	Child day care services	14	1 728	787	204	125
832, 3, 6, 9	Other social services	6	3 404	915	235	87
87 ex. 8733	Engineering, accounting, research, management, and related services (except noncommercial research organizations)	60	15 352	5 934	1 212	272
871	Engineering, architectural, and surveying services	21	7 243	3 005	474	101
872	Accounting, auditing, and bookkeeping services	20	5 255	1 746	484	107
873 ex. 8733	Research, development, and testing services (except noncommercial research organizations)	3	583	250	69	9
874	Management and public relations services	16	2 271	933	185	55
89	Services, n.e.c.	5	(D)	(D)	(D)	AA

Table 7b. Summary Statistics for Firms Exempt From Federal Income Tax for Metropolitan Areas: 1992

[Includes only establishments with payroll. For meaning of abbreviations and symbols, see introductory text. For explanation of terms and comparability of 1987 and 1992 censuses, see appendix A. For definitions of CMSA's, MSA's, and PMSA's, see appendix D]

SIC code	Geographic area and kind of business or operation	Establishments (number)	Revenue (\$1,000)	Annual payroll (\$1,000)	First-quarter payroll (\$1,000)	Paid employees for pay period including March 12 (number)
	CASPER, WY MSA					
	Total	117	93 987	38 815	9 539	2 372
7032, 704	Camps and membership lodging	1	(D)	(D)	(D)	AA
792, 7991 pt., 7997, 7999 pt., 84	Selected amusement, recreation, and related services	10	(D)	(D)	(D)	EE
8011 pt.; 8021 pt.; 805, 6, 8, 9	Selected health services	10	(D)	(D)	(D)	GG
8111 pt.	Legal aid societies and similar legal services	1	(D)	(D)	(D)	AA
823, 4, 9	Selected educational services	3	41	14	5	6
83	Social services	42	14 707	5 223	1 275	468
835	Child day care services	9	1 898	1 198	294	113
832, 3, 6, 9	Other social services	33	12 809	4 025	981	355
861, 2, 4, 9	Selected membership organizations	50	(D)	(D)	(D)	CC
873, 4 ex. 8744	Research, testing, and consulting services, except facilities support management services	-	-	-	-	-
	CHEYENNE, WY MSA					
	Total	121	95 621	41 385	10 545	2 433
7032, 704	Camps and membership lodging	-	-	-	-	-
792, 7991 pt., 7997, 7999 pt., 84	Selected amusement, recreation, and related services	6	5 492	883	196	56
8011 pt.; 8021 pt.; 805, 6, 8, 9	Selected health services	7	57 879	27 900	7 290	1 007
8111 pt.	Legal aid societies and similar legal services	2	(D)	(D)	(D)	AA
823, 4, 9	Selected educational services	5	(D)	(D)	(D)	AA
83	Social services	45	17 832	7 889	1 960	978
835	Child day care services	9	1 141	714	169	72
832, 3, 6, 9	Other social services	36	16 691	7 175	1 791	906
861, 2, 4, 9	Selected membership organizations	53	12 987	4 231	999	367
873, 4 ex. 8744	Research, testing, and consulting services, except facilities support management services	3	(D)	(D)	(D)	AA

Table 8a. Summary Statistics for Firms Subject to Federal Income Tax for the Area Outside Metropolitan Areas: 1992

[Includes only establishments with payroll. For meaning of abbreviations and symbols, see introductory text. For explanation of terms and comparability of 1987 and 1992 censuses, see appendix A. For definitions of CMSA's, MSA's, and PMSA's, see appendix D]

SIC code	Kind of business or operation	Establishments (number)	Receipts (\$1,000)	Annual payroll (\$1,000)	First-quarter payroll (\$1,000)	Paid employees for pay period including March 12 (number)
Total	-----	2 959	926 613	289 189	62 599	18 696
70 ex. 704	Hotels, rooming houses, camps, and other lodging places (except membership lodging)-----	426	(D)	(D)	(D)	11
7011	Hotels and motels-----	330	207 243	54 989	10 707	5 148
7011 pt.	Hotels-----	111	99 604	29 091	5 700	2 706
7011 pt.	Hotels, 25 guestrooms or more-----	74	(D)	(D)	(D)	HH
7011 pt.	Hotels, less than 25 guestrooms-----	37	(D)	(D)	(D)	CC
7011 pt.	Motels, motor hotels, and tourist courts-----	219	107 639	25 898	5 007	2 442
7011 pt.	Motels, tourist courts-----	199	(D)	(D)	(D)	GG
7011 pt.	Motor hotels-----	20	(D)	(D)	(D)	FF
702, 3	Other lodging places-----	96	(D)	(D)	(D)	EE
702	Rooming and boarding houses-----	7	(D)	(D)	(D)	BB
703	Camps and recreational vehicle parks-----	89	(D)	(D)	(D)	EE
72	Personal services-----	280	35 857	10 953	2 881	1 126
721	Laundry, cleaning, and garment services-----	67	(D)	(D)	(D)	EE
7211	Power laundries, family and commercial*-----	—	—	—	—	—
7213	Linen supply*-----	5	(D)	(D)	(D)	CC
7215	Coin-operated laundries and drycleaning-----	21	(D)	(D)	(D)	BB
7216	Drycleaning plants, except rug cleaning*-----	25	(D)	(D)	(D)	BB
7217	Carpet and upholstery cleaning-----	11	611	124	16	21
7218	Industrial launderers*-----	2	(D)	(D)	(D)	CC
7212, 9	Other laundry, cleaning, and garment services*-----	3	(D)	(D)	(D)	AA
7212	Garment pressing, and agents for laundries and drycleaners-----	—	—	—	—	—
7219	Laundry and garment services, n.e.c.*-----	3	(D)	(D)	(D)	AA
722	Photographic studios, portrait-----	16	(D)	(D)	(D)	BB
723, 4	Beauty and barber shops-----	137	(D)	(D)	(D)	EE
723	Beauty shops-----	135	(D)	(D)	(D)	EE
724	Barber shops-----	2	(D)	(D)	(D)	AA
725	Shoe repair shops and shoeshine parlors-----	1	(D)	(D)	(D)	AA
726	Funeral service and crematories-----	22	(D)	(D)	(D)	CC
729	Miscellaneous personal services-----	37	(D)	(D)	(D)	CC
7291	Tax return preparation services-----	18	(D)	(D)	(D)	CC
7299	Miscellaneous personal services, n.e.c.-----	19	(D)	(D)	(D)	BB
73	Business services-----	314	95 170	29 286	6 568	1 908
731	Advertising-----	12	(D)	(D)	(D)	BB
7311	Advertising agencies-----	8	(D)	(D)	(D)	BB
7312	Outdoor advertising services-----	—	—	—	—	—
7313	Radio, television, publishers' advertising representatives-----	4	(D)	(D)	(D)	BB
7319	Advertising, n.e.c.-----	—	—	—	—	—
732	Consumer credit reporting agencies, mercantile reporting agencies, and adjustment and collection agencies-----	12	(D)	(D)	(D)	CC
7322	Adjustment and collection services-----	8	(D)	(D)	(D)	CC
7323	Credit reporting services-----	4	(D)	(D)	(D)	AA
733	Mailing, reproduction, commercial art and photography, and stenographic services-----	28	2 808	480	115	55
7331	Direct mail advertising services-----	—	—	—	—	—
7334	Photocopying and duplicating services-----	4	974	174	44	30
7335, 6	Commercial photography, art, and graphics-----	14	(D)	(D)	(D)	AA
7335	Commercial photography-----	5	(D)	(D)	(D)	AA
7336	Commercial art and graphic design-----	9	(D)	(D)	(D)	AA
7338	Secretarial and court reporting services-----	10	(D)	(D)	(D)	AA
734	Services to dwellings and other buildings-----	77	8 824	3 434	756	397
7342	Disinfecting and pest control services-----	1	(D)	(D)	(D)	AA
7349	Building cleaning and maintenance services, n.e.c.-----	76	(D)	(D)	(D)	EE
735	Miscellaneous equipment rental and leasing-----	65	43 415	9 478	2 085	420
7352	Medical equipment rental and leasing-----	14	5 108	1 149	266	61
7353	Heavy construction equipment rental and leasing-----	14	14 366	2 695	580	122
7359	Equipment rental and leasing, n.e.c.-----	37	23 941	5 634	1 239	237
736	Personnel supply services-----	17	7 224	4 841	1 154	308
7361	Employment agencies-----	7	(D)	(D)	(D)	BB
7363	Help supply services-----	10	(D)	(D)	(D)	CC
7363 pt.	Temporary help supply-----	8	(D)	(D)	(D)	CC
7363 pt.	Help supply, except temporary-----	2	(D)	(D)	(D)	AA
737	Computer programming, data processing, and other computer related services-----	19	7 328	2 988	623	103
7371, 2, 3	Computer programming, prepackaged software, and integrated systems-----	10	(D)	(D)	(D)	BB
7371	Computer programming services-----	8	(D)	(D)	(D)	BB
7372	Prepackaged software-----	—	—	—	—	—
7373	Computer integrated systems-----	2	(D)	(D)	(D)	AA
7374, 5, 6	Data processing services-----	5	(D)	(D)	(D)	AA
7374, 5	Computer processing, information retrieval-----	5	(D)	(D)	(D)	AA
7376	Computer facilities management services-----	—	—	—	—	—
7377, 8, 9	Computer rental and leasing, maintenance, and related services, n.e.c.-----	4	(D)	(D)	(D)	BB
7377	Computer rental and leasing-----	—	—	—	—	—
7378	Computer maintenance and repair-----	1	(D)	(D)	(D)	AA
7379	Computer related services, n.e.c.-----	3	(D)	(D)	(D)	AA

Table 8a. Summary Statistics for Firms Subject to Federal Income Tax for the Area Outside Metropolitan Areas: 1992—Con.

[Includes only establishments with payroll. For meaning of abbreviations and symbols, see introductory text. For explanation of terms and comparability of 1987 and 1992 censuses, see appendix A. For definitions of CMSA's, MSA's, and PMSA's, see appendix D]

SIC code	Kind of business or operation	Establishments (number)	Receipts (\$1,000)	Annual payroll (\$1,000)	First-quarter payroll (\$1,000)	Paid employees for pay period including March 12 (number)
73	Business services—Con.					
738	Miscellaneous business services -----	84	(D)	(D)	(D)	EE
7381, 2	Detective agencies and protective services -----	13	3 104	2 004	455	205
7381	Detective, guard, and armored car services -----	13	3 104	2 004	455	205
7382	Security systems services -----	—	—	—	—	—
7383	News syndicates -----	—	—	—	—	—
7384	Photofinishing laboratories* -----	14	(D)	(D)	(D)	BB
7389	Business services, n.e.c. -----	57	10 258	2 256	548	191
7389 pt.	Sign painting shops -----	5	(D)	(D)	(D)	AA
7389 pt.	Interior designing -----	4	(D)	(D)	(D)	AA
7389 pt.	Telephone answering services -----	15	(D)	(D)	(D)	BB
7389 pt.	Other business services -----	33	5 970	1 166	312	96
75	Automotive repair, services, and parking-----	290	67 259	13 811	3 257	915
751	Automotive rental and leasing, without drivers -----	21	(D)	(D)	(D)	BB
7513	Truck rental and leasing, without drivers -----	1	(D)	(D)	(D)	AA
7514, 5	Passenger car rental and leasing -----	18	10 972	1 351	281	79
7514	Passenger car rental -----	18	10 972	1 351	281	79
7515	Passenger car leasing -----	—	—	—	—	—
7519	Utility trailer and recreational vehicle rental -----	2	(D)	(D)	(D)	AA
752	Automobile parking -----	—	—	—	—	—
753	Automotive repair shops -----	240	49 505	11 197	2 685	716
7532	Top, body, and upholstery repair shops and paint shops -----	62	12 664	3 358	858	231
7532 pt.	Top and body repair shops -----	54	(D)	(D)	(D)	CC
7532 pt.	Paint shops -----	8	(D)	(D)	(D)	AA
7538	General automotive repair shops -----	148	30 067	6 384	1 516	400
7538 pt.	General automotive repair shops, except diesel -----	121	20 059	4 018	913	278
7538 pt.	Diesel repair shops -----	27	10 008	2 366	603	122
7533, 4, 6, 7, 9	Other automotive repair shops -----	30	6 774	1 455	311	85
7533	Automotive exhaust system repair shops -----	7	(D)	(D)	(D)	AA
7534	Tire retreading and repair shops -----	1	(D)	(D)	(D)	AA
7536	Automotive glass replacement shops -----	7	(D)	(D)	(D)	AA
7537	Automotive transmission repair shops -----	4	802	261	64	11
7539	Automotive repair shops, n.e.c. -----	11	(D)	(D)	(D)	BB
7539 pt.	Radiator repair -----	4	(D)	(D)	(D)	AA
7539 pt.	Brake, front end, and wheel alignment -----	1	(D)	(D)	(D)	AA
7539 pt.	Automotive electrical and fuel system services -----	4	(D)	(D)	(D)	AA
7539 pt.	Other automotive repair shops, n.e.c. -----	2	(D)	(D)	(D)	AA
754	Automotive services, except repair -----	29	(D)	(D)	(D)	CC
7542	Carwashes -----	15	(D)	(D)	(D)	BB
7549	Automotive services, except repair and carwashes -----	14	3 314	629	146	74
76	Miscellaneous repair services -----	171	53 174	13 520	3 209	645
762	Electrical repair shops -----	31	8 277	2 019	476	95
7622	Radio and television repair shops -----	6	1 165	359	75	19
7623, 9	Other electrical and electronic repair shops -----	25	7 112	1 660	401	76
7623	Refrigeration and air-conditioning service and repair shops -----	3	(D)	(D)	(D)	AA
7629	Electrical and electronic repair shops, n.e.c. -----	22	(D)	(D)	(D)	BB
763	Watch, clock, and jewelry repair -----	2	(D)	(D)	(D)	AA
764	Reupholstery and furniture repair -----	9	(D)	(D)	(D)	AA
769	Miscellaneous repair and related services -----	129	44 399	11 349	2 703	533
7692	Welding repair -----	40	(D)	(D)	(D)	CC
7694	Armature rewinding shops -----	6	(D)	(D)	(D)	BB
7699	Repair shops and related services, n.e.c. -----	83	25 763	5 297	1 280	296
78, 79, 84	Amusement and recreation services, including motion pictures and museums -----	315	70 022	18 890	4 531	2 299
781, 2	Motion picture production, distribution, and services -----	10	(D)	(D)	(D)	BB
783	Motion picture theaters -----	38	(D)	(D)	(D)	EE
7832	Motion picture theaters, except drive-in -----	35	(D)	(D)	(D)	EE
7833	Drive-in motion picture theaters -----	3	116	29	—	—
784	Video tape rental -----	49	(D)	(D)	(D)	CC
792	Theatrical producers (except motion picture), bands, orchestras, and entertainers -----	9	(D)	(D)	(D)	BB
7922	Theatrical producers (except motion picture) and miscellaneous theatrical services -----	4	(D)	(D)	(D)	BB
7929	Bands, orchestras, actors, and other entertainers and entertainment groups -----	5	(D)	(D)	(D)	AA
793	Bowling centers -----	25	(D)	(D)	(D)	CC
79 ex. 792, 3, 84	Commercial sports and other amusement and recreation services, including museums -----	184	44 983	13 909	3 287	1 465
794	Commercial sports -----	2	(D)	(D)	(D)	AA
7941	Professional sports clubs, managers, promoters -----	1	(D)	(D)	(D)	AA
7948	Racing, including track operation -----	1	(D)	(D)	(D)	AA
79 ex. 792, 3, 4, 84	Other amusement and recreation services, including museums -----	182	(D)	(D)	(D)	GG
791	Dance studios, schools, and halls -----	4	(D)	(D)	(D)	BB
7991	Physical fitness facilities -----	21	(D)	(D)	(D)	CC
7992	Public golf courses -----	7	(D)	(D)	(D)	AA
7993	Coin-operated amusement devices -----	14	3 452	635	133	54
7996	Amusement parks -----	—	—	—	—	—
7997	Membership sports and recreation clubs -----	14	(D)	(D)	(D)	CC
7999, 84	Amusement and recreation services, including museums, n.e.c. -----	122	(D)	(D)	(D)	GG
7999 pt.	Concession operators of amusement devices and rides -----	1	(D)	(D)	(D)	AA
7999 pt.	Carnivals, circuses, and fairs -----	—	—	—	—	—
7999 pt., 84	Other recreation and amusements, including museums -----	121	27 246	8 267	2 501	1 104

Table 8a. Summary Statistics for Firms Subject to Federal Income Tax for the Area Outside Metropolitan Areas: 1992—Con.

[Includes only establishments with payroll. For meaning of abbreviations and symbols, see introductory text. For explanation of terms and comparability of 1987 and 1992 censuses, see appendix A. For definitions of CMSA's, MSA's, and PMSA's, see appendix D]

SIC code	Kind of business or operation	Establishments (number)	Receipts (\$1,000)	Annual payroll (\$1,000)	First-quarter payroll (\$1,000)	Paid employees for pay period including March 12 (number)
80	Health services	480	209 319	82 567	18 158	3 760
801	Offices and clinics of doctors of medicine	193	84 455	39 201	8 251	1 074
8011 pt.	Offices of doctors of medicine	190	(D)	(D)	(D)	GG
8011 pt.	General medical clinics	3	(D)	(D)	(D)	AA
802	Offices and clinics of dentists	135	35 098	12 050	2 659	630
803	Offices and clinics of doctors of osteopathy	8	(D)	(D)	(D)	BB
804	Offices and clinics of other health practitioners	94	21 016	5 325	1 170	318
8041	Offices and clinics of chiropractors	28	4 927	1 035	212	66
8042	Offices and clinics of optometrists	41	11 533	2 654	638	168
8043	Offices and clinics of podiatrists	3	(D)	(D)	(D)	AA
8049	Offices and clinics of health practitioners, n.e.c.	22	(D)	(D)	(D)	BB
805	Nursing and personal care facilities	13	(D)	(D)	(D)	FF
8051	Skilled nursing care facilities	12	(D)	(D)	(D)	FF
8052	Intermediate care facilities	1	(D)	(D)	(D)	AA
8059	Nursing and personal care facilities, n.e.c.	-	-	-	-	-
806	Hospitals	3	(D)	(D)	(D)	FF
8062	General medical and surgical hospitals	2	(D)	(D)	(D)	EE
8063, 9	Specialty hospitals	1	(D)	(D)	(D)	BB
807, 8, 9	Other health services	34	(D)	(D)	(D)	EE
807	Medical and dental laboratories	16	(D)	(D)	(D)	BB
8071	Medical laboratories	8	(D)	(D)	(D)	BB
8072	Dental laboratories	8	(D)	(D)	(D)	AA
808	Home health care services	13	(D)	(D)	(D)	CC
809	Miscellaneous health and allied services, n.e.c.	5	872	336	82	23
8092	Kidney dialysis centers	-	-	-	-	-
8093	Specialty outpatient facilities, n.e.c.	2	(D)	(D)	(D)	AA
8099	Health and allied services, n.e.c.	3	(D)	(D)	(D)	AA
81	Legal services	213	52 875	15 166	2 884	587
823, 4, 9	Selected educational services	10	(D)	(D)	(D)	BB
823	Libraries	-	-	-	-	-
824	Vocational schools	4	(D)	(D)	(D)	BB
829	Schools and educational services, n.e.c.	6	(D)	(D)	(D)	BB
83	Social services	90	6 552	2 327	540	344
835	Child day care services	69	(D)	(D)	(D)	EE
832, 3, 6, 9	Other social services	21	(D)	(D)	(D)	BB
87 ex. 8733	Engineering, accounting, research, management, and related services (except noncommercial research organizations)	342	91 892	36 711	8 432	1 488
871	Engineering, architectural, and surveying services	127	49 130	21 065	4 842	761
8711	Engineering services	76	37 044	15 889	3 676	546
8712	Architectural services	20	5 389	2 116	459	71
8713	Surveying services	31	6 697	3 060	707	144
872	Accounting, auditing, and bookkeeping services	133	(D)	(D)	(D)	EE
873 ex. 8733	Research, development, and testing services (except noncommercial research organizations)	24	(D)	(D)	(D)	CC
8731	Commercial physical and biological research	2	(D)	(D)	(D)	AA
8732	Commercial economic, sociological, and educational research	5	(D)	(D)	(D)	AA
8734	Testing laboratories	17	4 556	2 094	537	105
874	Management and public relations services	58	15 184	4 806	1 001	157
8741	Management services	22	5 092	2 049	414	83
8742	Management consulting services	25	8 836	2 298	492	53
8743	Public relations services	3	(D)	(D)	(D)	AA
8744	Facilities support management services	-	-	-	-	-
8748	Business consulting services, n.e.c.	8	(D)	(D)	(D)	AA
89	Services, n.e.c.	28	10 312	4 156	705	130

Table 8b. Summary Statistics for Firms Exempt From Federal Income Tax for the Area Outside Metropolitan Areas: 1992

[Includes only establishments with payroll. For meaning of abbreviations and symbols, see introductory text. For explanation of terms and comparability of 1987 and 1992 censuses, see appendix A. For definitions of CMSA's, MSA's, and PMSA's, see appendix D]

SIC code	Kind of business or operation	Establishments (number)	Revenue (\$1,000)	Annual payroll (\$1,000)	First-quarter payroll (\$1,000)	Paid employees for pay period including March 12 (number)
	Total	499	371 866	177 206	43 638	10 632
7032, 704	Camps and membership lodging	12	(D)	(D)	(D)	BB
792, 7991 pt., 7997, 7999 pt., 84	Selected amusement, recreation, and related services	29	(D)	(D)	(D)	EE
8011 pt.; 8021 pt.; 805, 6, 8, 9	Selected health services	59	(D)	(D)	(D)	II
8011 pt., 8021 pt., 805	Clinics of doctors of medicine and dentists	4	(D)	(D)	(D)	AA
	Nursing and personal care facilities	7	(D)	(D)	(D)	FF
806	Hospitals	25	(D)	(D)	(D)	II
8062	General medical and surgical hospitals	23	(D)	(D)	(D)	HH
8063, 9	Specialty hospitals	2	(D)	(D)	(D)	FF
808, 9	Other health services	23	6 778	4 298	987	273
8111 pt.	Legal aid societies and similar legal services	2	(D)	(D)	(D)	AA
823, 4, 9	Selected educational services	13	(D)	(D)	(D)	CC
83	Social services	187	58 133	29 266	7 110	2 960
835	Child day care services	45	6 013	3 647	901	415
832, 3, 6, 9	Other social services	142	52 120	25 619	6 209	2 545
832	Individual and family social services	95	24 384	12 938	3 087	1 276
833	Job training and vocational rehabilitation services	10	14 924	6 677	1 611	864
836	Residential care	20	9 552	5 268	1 338	364
839	Social services, n.e.c.	17	3 260	736	173	41
861, 2, 4, 9	Selected membership organizations	188	(D)	(D)	(D)	FF
861	Business associations	44	(D)	(D)	(D)	CC
864	Civic, social, and fraternal associations	117	15 838	4 050	994	578
862, 9	Other membership organizations	27	2 434	1 020	228	58
873, 4 ex. 8744	Research, testing, and consulting services, except facilities support management services	9	(D)	(D)	(D)	CC
873	Research, development, and testing services	6	(D)	(D)	(D)	CC
874 ex. 8744	Management and public relations services, except facilities support management services	3	(D)	(D)	(D)	AA

Table 9. Places With 2,500 Inhabitants or More Ranked by Volume of Receipts of Firms Subject to Federal Income Tax: 1992

[Includes only establishments with payroll. For meaning of abbreviations and symbols, see introductory text. For explanation of terms and comparability of 1987 and 1992 censuses, see appendix A. For information on geographic areas followed by ▲, see appendix F]

Geographic area	Receipts		Cumulative receipts		Geographic area	Receipts		Cumulative receipts	
	Rank ¹	Amount (\$1,000)	Amount (\$1,000)	Percent of State total		Rank ¹	Amount (\$1,000)	Amount (\$1,000)	Percent of State total
Wyoming	(X)	1 384 022	1 384 022	100.0	Wyoming—Con.				
Cheyenne	1	251 365	251 365	18.2	Evanston	11	39 004	995 773	71.9
Casper	2	169 957	421 322	30.4	Rawlins	12	28 969	1 024 742	74.0
Jackson	3	109 484	530 806	38.4	Worland	13	13 840	1 038 582	75.0
Laramie	4	86 365	617 171	44.6	Green River	14	13 073	1 051 655	76.0
Gillette	5	74 875	692 046	50.0	Torrington	15	11 685	1 063 340	76.8
Rock Springs	6	66 422	758 468	54.8	Douglas	16	11 466	1 074 806	77.7
Sheridan	7	62 751	821 219	59.3	Powell	17	9 779	1 084 585	78.4
Riverton	8	49 475	870 694	62.9	Wheatland	18	9 756	1 094 341	79.1
Lander	9	45 934	916 628	66.2	Buffalo	19	8 435	1 102 776	79.7
Cody	10	40 141	956 769	69.1	Newcastle	20	5 007	1 107 783	80.0
					Kemmerer	21	3 131	1 110 914	80.3
					Thermopolis	(X)	(D)	(X)	(X)

¹Places with suppressed receipts (if applicable) are listed at end of table rather than by rank to avoid disclosing data for individual companies.

Table 10. Counties Ranked by Volume of Receipts of Firms Subject to Federal Income Tax: 1992

[Includes only establishments with payroll. For meaning of abbreviations and symbols, see introductory text. For explanation of terms and comparability of 1987 and 1992 censuses, see appendix A. For information on geographic areas followed by ▲, see appendix F]

Geographic area	Receipts		Cumulative receipts		Geographic area	Receipts		Cumulative receipts	
	Rank ¹	Amount (\$1,000)	Amount (\$1,000)	Percent of State total		Rank ¹	Amount (\$1,000)	Amount (\$1,000)	Percent of State total
Wyoming -----	(X)	1 384 022	1 384 022	100.0	Wyoming—Con.				
Laramie -----	1	260 641	260 641	18.8	Washakie -----	12	16 056	1 286 302	92.9
Natrona -----	2	196 768	457 409	33.0	Converse -----	13	14 262	1 300 564	94.0
Teton -----	3	177 050	634 459	45.8	Goshen -----	14	13 334	1 313 898	94.9
Sweetwater -----	4	104 449	738 908	53.4	Lincoln -----	15	12 709	1 326 607	95.9
Fremont -----	5	103 977	842 885	60.9	Johnson -----	16	11 171	1 337 778	96.7
Park -----	6	95 749	938 634	67.8	Platte -----	17	11 079	1 348 857	97.5
Albany -----	7	88 629	1 027 263	74.2	Hot Springs -----	18	8 685	1 357 542	98.1
Campbell -----	8	86 227	1 113 490	80.5	Sublette -----	19	7 703	1 365 245	98.6
Sheridan -----	9	69 098	1 182 588	85.4	Weston -----	20	6 808	1 372 053	99.1
Uinta -----	10	47 194	1 229 782	88.9	Big Horn -----	21	5 735	1 377 788	99.5
Carbon -----	11	40 464	1 270 246	91.8	Crook -----	22	4 256	1 382 044	99.9
					Niobrara -----	23	1 978	1 384 022	100.0

¹Counties with suppressed receipts (if applicable) are listed at end of table rather than by rank to avoid disclosing data for individual companies.

Appendix A.

General Explanation

CENSUS COVERAGE AND METHODOLOGY

Structure and method of enumeration. Firms in the 1992 Census of Service Industries were divided into the nonmail universe and mail universe. The coverage and the method of obtaining census information from each follow:

1. The nonmail universe consisted of firms which were not required to file a regular census return and included:
 - a. All taxable nonemployers, i.e., all firms subject to Federal income tax with no paid employees during 1992. Receipts information for these firms was obtained from administrative records of other Federal agencies. Although consisting of many firms, nonemployers accounted for less than 10 percent of total receipts of all establishments covered in the census.

The census included only those service nonemployer firms which reported a receipts volume of \$1,000 or more during 1992. Establishments exempt from Federal income tax with no paid employees were excluded as in previous censuses.

Data for nonemployers are not included in this report but are provided in a subsequent Non-employer Statistics report (SC92-N-1).

- b. Selected small employers, i.e., single-establishment firms with payroll below a specified cutoff. (The term "employers" refers to firms with one or more paid employees at any time during 1992 as shown in the active administrative records of other Federal agencies.) Although the payroll cutoff varied by kind of business, small employers generally included firms with less than 10 employees and represented about 10 percent of total receipts of establishments covered in the census.

Data on receipts, payroll, and employment for employer firms below the payroll cutoff were derived or estimated from administrative records of other Federal agencies, except for a sample of small employer firms in classifications for which specialized data requirements precluded reliance solely on administrative records sources. This sample was included in the mail universe.

2. The mail universe consisted of firms for which information was obtained by means of a mail canvass and included:

- a. Large employers, i.e., all multiestablishment firms, and all employer firms above the payroll size cutoff referred to in section 1b. Within this category, a report of company organization was conducted periodically to identify establishment locations of firms which operated at more than one location and to obtain information on payroll and mid-March employment at each location. The 1991 Report of Company Organization was used as a coverage check in the census. In the 1992 census, all multi-establishment firms were asked to notify the Census Bureau of any establishments for which a form was not received. Report forms were subsequently provided to the firms for these establishments.
 - b. A sample of small employer firms in classifications for which specialized data precluded reliance solely on administrative records sources. These firms were sent the census mailing packages containing the appropriate 1992 questionnaire.

Method of classifying kinds of business. The service industries classifications for all establishments were based on the *Standard Industrial Classification Manual: 1987*¹ (SIC). However, the method of assigning these classifications, and the level of detail at which establishments were classified, differed between the nonmail and mail universes as follows:

1. The nonmail universe
 - a. Nonemployers were classified on the basis of information obtained from administrative records of other Federal agencies.
 - b. Selected small employers were classified on the basis of the most current census kind-of-business classification available from one of the Census Bureau's current sample surveys or the 1987 census. Otherwise, the classification was obtained from administrative records of other Federal agencies.

If the census or administrative record classifications proved inadequate (none corresponded to a 1992 census classification in the detail required for

¹*Standard Industrial Classification Manual: 1987*. For sale by Superintendent of Documents, U.S. Government Printing Office, Washington, DC 20402. Stock No. 041-001-00314-2.

employers), the firm was sent a brief inquiry requesting information necessary to assign a 1992 census kind-of-business code.

- Establishments in the mail universe were classified on the basis of their self-designation, answers to questions on receipts by type of service provided, and other special inquiries.

Method of assigning tax status. For kind-of-business classifications² where there were substantial numbers of taxable and tax-exempt establishments, establishments were classified based on the Federal income tax filing requirement for the establishment or organization. This classification was based primarily on the response to an inquiry on the census questionnaire. Establishments that indicated that all or part of their income was exempt from Federal income tax under provisions of section 501 of the IRS code were classified as tax-exempt; establishments indicating no such exemption were classified as taxable. All government-operated hospitals were classified as tax-exempt. For establishments in the nonmail universe, the tax status classification was based upon the type of tax return filed by the firm or organization.

For selected kind-of-business classifications³ comprised primarily of tax-exempt establishments, all establishments in those classifications were defined as tax-exempt. All establishments in the remaining kind-of-business classifications (comprised primarily of taxable establishments) were defined as taxable.

COMPARABILITY OF THE 1987 AND 1992 CENSUSES

The 1987 and 1992 censuses were conducted under similar conditions and procedures except for the following:

Geographic areas. The boundaries of a number of areas for which data are shown in the 1992 census are not the same as in the 1987 census because of annexations; other boundary changes; and redefinitions of metropolitan statistical areas (MSA's), primary metropolitan statistical areas (PMSA's), and consolidated metropolitan statistical areas (CMSA's).⁴ In addition, data for consolidated cities are included in the 1992 census.

Data for special economic urban areas (SEUA's) with 10,000 inhabitants or more in Michigan, Minnesota, New York, and Wisconsin qualified for publication in the 1992 census. This included townships in Michigan and Minnesota and towns in New York and Wisconsin. However, Minnesota did not have any townships that met the population criteria.

²SIC's 7032, 792, 7991 pt., 7997, 7999 pt., 8011 pt., 8021 pt., 805, 806, 808, 809, 82, 83, 84 pt., 873 ex. 8733, 874 ex. 8744.

³SIC's 7041, 8111 pt., 84 pt., 86, 8733.

⁴Newly defined metropolitan areas (MA's) were announced by the Office of Management and Budget (OMB) effective June 30, 1993.

Nonemployer firms. In 1987, data for nonemployer firms were published for the United States, States, metropolitan areas, counties, and places in four regional reports in the Nonemployer Statistics Series (SC87-N-1 to -4).

For 1992, data for nonemployers by kind of business are presented in one *Nonemployer Statistics* report (SC92-N-1) for the United States, States, and metropolitan areas. Nonemployer data for counties and places are available on compact disc-read only memory (CD-ROM).

Employment. In 1987, employment data withheld to avoid disclosing data for individual companies were represented with the symbol "(D)." In 1992, withheld employment data are represented with symbols that denote employment size ranges. These symbols are defined in the introductory text.

Sources of receipts/revenue. In 1987, data on sources of receipts/revenue for selected industries were published with other industry-specific data in the *Miscellaneous Subjects* report (SC87-S-4) of the Subject Series. In 1992, sources of receipts/revenue data are presented separately in the *Sources of Receipts or Revenue* report (SC92-S-4) of the Subject Series.

Legal form of organization. In 1987, data on the number of individual proprietorships/partnerships were published in the Geographic Area Series. In 1992, individual proprietorship/partnership data are published in the *Establishment and Firm Size* report (SC87-S-1) and in the *Nonemployer Statistics* report (SC87-N-1).

EXPLANATION OF TERMS

Establishments. An establishment is a single physical location at which business is conducted. It is not necessarily identical with a company or enterprise, which may consist of one establishment or more. Statistics for service industries represent a summary of reports for individual establishments rather than companies. For cases where a census report was received, separate information was obtained for each location where business was conducted. When administrative records of other Federal agencies were used instead of a census report, no information was available on the number of locations operated. Estimates of this number were derived from a sample and are provided in the service industries report, *Miscellaneous Subjects* (SC92-S-5). Each census report was tabulated according to the physical location at which the business was conducted. The count of establishments represents those in business at any time during 1992. Appendix G provides a comparison of the number of establishments active any time during the year versus the number in business at the end of the year.

When two activities or more were carried on at a single location under a single ownership, all activities generally were grouped together as a single establishment. The

entire establishment was classified on the basis of its major activity and all data for it were included in that classification. However, when distinct and separate economic activities (for which different industry classification codes were appropriate) were conducted at a single location under a single ownership, and when conditions prescribed by the SIC manual for recognizing the existence of more than one establishment were met, separate establishment reports for each of the different activities were obtained in the census.

Leased service departments (separately owned businesses operated as departments or concessions of other service establishments or of retail businesses, such as a separately owned shoeshine parlor in a barber shop, or a beauty shop in a department store) are treated as separate service establishments for census purposes. Leased retail departments located in service establishments (e.g., a gift shop located in a hotel) are considered separate retail establishments.

Firms. A firm is a business organization or entity consisting of one domestic establishment (location) or more under common ownership or control. All establishments of subsidiary firms are included as part of the controlling firm. For the economic census, the terms "firm" and "company" are synonymous.

Receipts (Basic dollar volume measure for service establishments of firms subject to Federal income tax). Includes receipts from customers or clients for services rendered, from the use of facilities, and from merchandise sold during 1992 whether or not payment was received in 1992, except for health practitioners and legal, architectural, engineering, and surveying services, which reported on a cash basis (payments received in 1992 regardless of when services were rendered). Excise taxes on gasoline, liquor, tobacco, etc., which are paid by the manufacturer or wholesaler and passed on in the cost of goods purchased by the service establishment, are also included. Receipts from leasing of vehicles, equipment, etc., marketed under operating leases are included in receipts figures as well as the fair sales value of merchandise marketed in 1992 under capital, finance, or "full payout" leases. Receipts also include the total value of service contracts, amounts received for work subcontracted to others, and dues and assessments from members and affiliates.

Receipts are net after deductions for refunds and allowances for merchandise returned by customers. Receipts do not include sales, occupancy, admissions, or other taxes collected from customers and remitted directly by the firm to a local, State, or Federal tax agency, nor do they include income from such sources as contributions, gifts, and grants; dividends, interest, and investments; or sale or rental of real estate. Also excluded are rents from and receipts (gross as well as the establishment's share) of departments and concessions which are operated by others; sales of used equipment rented or leased to

customers; commissions from vending machine operators; and other nonoperating income such as royalties, franchise fees, etc.

Receipts in this report do not include service receipts of manufacturers, wholesalers, retail establishments, or other businesses whose primary activity is other than service. They do, however, include receipts other than from services rendered (e.g., sale of merchandise to individuals or other businesses) by establishments primarily engaged in performing services and classified in the service industries.

Revenue (Basic dollar volume measure for firms exempt from Federal income tax). Includes revenue from customers or clients for services rendered and merchandise sold during 1992, whether or not payment was received in 1992. Also included are income from interest, dividends, gross contributions, gifts, grants (whether or not restricted for use in operations), rents, royalties, dues and assessments from members and affiliates, and receipts from fundraising activities. Receipts from taxable business activities of firms exempt from Federal income tax (Unrelated Business Income) are also included in revenue.

Revenue does not include sales, admissions, or other taxes collected by the organization from customers or clients and paid directly to a local, State, or Federal tax agency; income from the sale of real estate, investments, or other assets (except inventory held for resale); gross receipts of departments, concessions, etc., that are operated by others; and amounts transferred to operating funds from capital or reserve funds.

Expenses. Expenses include payroll, employee benefits, interest, rent, payroll taxes, cost of supplies used for operation, depreciation expenses, fundraising expenses, contracted or purchased services, and other expenses charged to operations during 1992.

Expenses in this report exclude outlays for the purchase of real estate; construction and all other capital improvements; funds invested; assessments or dues paid to the parent or other chapters of the same organization; and, for fundraising organizations, funds transferred to charities and other organizations.

Annual payroll. Payroll includes all forms of compensation, such as salaries, wages, commissions, bonuses, vacation allowances, sick-leave pay, employee contributions to qualified pension plans, and the value of payments in kind (e.g., free meals and lodgings) paid during the year to all employees. Tips and gratuities received by employees from patrons and reported to employers are included. For corporations, payroll includes amounts paid to officers and executives; for unincorporated businesses, it does not include profit or other compensation of proprietors or partners. Payroll is reported before deductions for social security, income tax, insurance, union dues, etc. This definition of payroll is the same as that used by the Internal Revenue Service (IRS) on form 941.

First-quarter payroll. This item consists of payroll, as defined above, paid to persons employed at any time during the quarter January to March 1992.

Paid employees for pay period including March 12. Paid employees consist of the full- and part-time employees, including salaried officers and executives of corporations, who were on the payroll during the pay period including March 12. Included are employees on paid sick leave, paid holidays, and paid vacations; not included are proprietors and partners of unincorporated businesses. The definition of paid employees is the same as that used on IRS form 941.

Auxiliary establishments. Each company included in this census was asked to identify and separately report auxiliary locations whose primary functions were to manage, administer, service, or support the activities of the other establishments of the company. Data presented in this report do not include auxiliary establishments. Data for auxiliaries are presented in a subsequent report issued as part of the *1992 Enterprise Statistics* reports.

KIND-OF-BUSINESS CLASSIFICATIONS

Services, as defined in Division I of the 1987 Standard Industrial Classification (SIC) manual, includes establishments primarily engaged in rendering a wide variety of services to individuals, business and government establishments, and other organizations.

Establishments covered by the census were assigned kind-of-business classifications according to the industry classifications defined in the 1987 SIC manual. When a more detailed classification than defined in the SIC manual was needed, additional kinds of business were identified within an SIC industry.

The basis for a kind-of-business classification is described above in Method of Classifying Kinds of Business. Descriptions of those kinds of business for which data are provided in this report follow.

Hotels, Rooming Houses, Camps, and Other Lodging Places (SIC Major Group 70)

This group includes establishments engaged in providing lodging, or lodging and meals, and camping facilities. Hotels which provide accommodations for permanent residents (e.g., apartment hotels) and residential mobile home parks are classified in Real Estate, Major Group 65.

Hotels and motels (SIC 7011). Commercial establishments, known to the public as hotels, motor hotels, motels, or tourist courts, primarily engaged in providing lodging, or lodging and meals.

For large geographic areas, data are presented for the following subdivisions of this classification:

1. Hotels, 25 guestrooms or more.
2. Hotels, less than 25 guestrooms.
3. Motels, tourist courts.
4. Motor hotels.

The classification of individual establishments into hotels, motor hotels, and motels and tourist courts was based primarily on the respondents' self-designation.

Rooming and boarding houses (SIC 702). Establishments renting rooms, with or without board, on a fee basis. Homes for the elderly, for children, and for the handicapped that provide additional services, other than nursing care, are classified in Industry 8361, and homes that provide nursing and/or health-related care are classified in Industry Group 805. Rooming and boarding houses operated by membership organizations for their members only are classified in Industry 7041.

Sporting and recreational camps (SIC 7032). Sporting and recreational camps providing lodging and meals, or lodging only. Included are children's camps, fishing camps, hunting camps, and dude ranches. Day camps and sports instructional camps, such as baseball, basketball, or football camps, are classified in Industry 7999.

Recreational vehicle parks and campsites (SIC 7033). Establishments providing overnight or short-term sites for recreational vehicles, trailers, campers, or tents. Residential trailer and mobile home parks are classified in Real Estate, Major Group 65.

Organization hotels and lodging houses, on membership basis (SIC 704). Lodging houses and hotels operated by membership organizations for the benefit of their members and guests, and not open to the general public. Hotels operated by such organizations but open to the public are classified in Industry 7011. Residential homes for the elderly and others in need of residential, social, and personal care are classified in Industry 8361.

Personal Services (SIC Major Group 72)

This group includes establishments primarily engaged in providing services generally to individuals, such as barber and beauty shops, drycleaning plants, laundries, and photographic studios. For establishments classified in Industry Group 721, collecting and distributing units (branch outlets, pickup stations, terminals, or depots) owned and operated by a firm which does its own laundry work are not classified as separate establishments. Data for these units are merged with data for the plant where the work is done.

Power laundries, family and commercial (SIC 7211).

Establishments primarily engaged in operating mechanical laundries with steam or other power. Excluded are establishments which have power laundry equipment but which are primarily engaged in a specialty, such as industrial laundering, linen rental, or diaper service. These establishments are classified in other categories within Industry Group 721. Independently owned agencies for laundry plants are classified in Industry 7212. Laundries using small power equipment of household type are classified in Industry 7219.

Garment pressing, and agents for laundries and dry-cleaners (SIC 7212).

Establishments primarily engaged in providing laundry and drycleaning services but which have the laundry and/or drycleaning work done by others. Establishments in this industry may do their own pressing or finishing work. Independently owned collecting and distributing agencies serving drycleaning plants or power laundries are included in this classification.

Linen supply (SIC 7213). Establishments primarily engaged in supplying, on a rental basis, such laundered items as uniforms, aprons, table covers, bed linens, and towels. Establishments included in this classification may or may not operate their own laundry facilities.

Coin-operated laundries and drycleaning (SIC 7215).

Establishments primarily engaged in the operation of coin-operated or similar self-service laundry and/or drycleaning equipment. Included are establishments known as laundromats, launderettes, self-service drycleaners, etc. Establishments which operate such machinery in apartment houses, dormitories, and similar locations are included. Establishments which rent such machinery (e.g., to apartment houses) are classified in Industry 7359.

For large geographic areas, data are presented for the following subdivisions of this classification:

1. Coin-operated laundries and drycleaning stores.
2. Coin-operated laundry routes.

Drycleaning plants, except rug cleaning (SIC 7216).

Establishments primarily engaged in drycleaning or dyeing apparel and household fabrics other than rugs. Establishments primarily engaged in cleaning rugs are classified in Industry 7217. Independently owned agencies for cleaning plants are classified in Industry 7212. Establishments known as "tailor shops" or "cleaners" are included in this classification only if they do their own cleaning. Establishments primarily engaged in dyeing fabrics for the trade are classified in Manufacturing, Major Group 22.

Carpet and upholstery cleaning (SIC 7217).

Establishments primarily engaged in cleaning carpets and upholstered furniture. Establishments primarily engaged in rug repair are classified in Industry 7699, those primarily

engaged in reupholstering and repairing furniture are classified in Industry 7641, and those primarily engaged in building cleaning are classified in Industry 7349.

Industrial launderers (SIC 7218).

Establishments primarily engaged in supplying laundered or drycleaned work uniforms, wiping towels, protective apparel (gloves, flame resistant clothing, etc.), dust control items (treated mats or rugs, mops, cloths, etc.), and similar items to industrial, commercial, and government users. These items may belong to the industrial launderers and be supplied to users on a rental basis, or they may belong to the customers. Establishments included in this industry may or may not operate their own laundry or drycleaning facilities.

Laundry and garment services, n.e.c. (SIC 7219).

Establishments primarily engaged in furnishing other laundry services, including repair, alteration, and storage of clothes for individuals; diaper service; and hand laundries. Custom tailors, dressmakers, and fur shops making fur apparel to custom order are classified in Retail Trade.

Photographic studios, portrait (SIC 722).

Establishments primarily engaged in still or video portrait photography for the general public. Included in this classification are school, home, and transient portrait photographers. Establishments primarily engaged in commercial photography are classified in Industry 7335; those primarily engaged in video tape production other than portrait are classified in Industry 7812; and those primarily engaged in film developing and/or print processing for the trade or for the general public are classified in Industry 7384.

Beauty shops (SIC 723).

Establishments primarily engaged in providing beauty services or both beauty and barber services. Beauty and cosmetology schools are also included. Beauty shop concessions (owned and operated by concessionaires) in hotels, department stores, etc., are classified in this industry and treated as separate establishments. However, beauty shops owned by and operated as part of other businesses (e.g., hotels, department stores) are considered part of the main establishment.

Barber shops (SIC 724).

Establishments primarily engaged in providing barber and men's hair styling services. Barber colleges are also included. Barber shop concessions (owned and operated by concessionaires) in hotels, department stores, etc., are classified in this industry and treated as separate establishments. However, barber shops owned by and operated as part of other businesses (e.g., hotels, department stores) are considered part of the main establishment.

Shoe repair shops and shoeshine parlors (SIC 725).

Establishments primarily engaged in repairing footwear or shining shoes. Also included are establishments engaged in cleaning and blocking hats. Shoe repair and shoeshine departments (owned and operated by concessionaires) in

hotels, department stores, etc., are classified in this industry and treated as separate establishments. However, shoe repair shops and shoeshine parlors owned and operated as part of other businesses (e.g., hotels, department stores) are considered part of the main establishment.

Funeral service and crematories (SIC 726). Establishments primarily engaged in preparing the dead for burial, conducting funerals, and cremating the dead. Receipts include sales of funeral merchandise, such as caskets and burial clothing, and other services provided directly by the establishments. Also included in the receipts are reimbursements for cash advances made to other establishments for funeral-related merchandise sales and services, such as flowers. Cemeteries, and crematories operated in conjunction with cemeteries, are classified in Real Estate, Industry 6553; crematories and burial services for pets are classified in Agriculture, Industry 0752.

Tax return preparation services (SIC 7291). Establishments primarily engaged in providing tax return preparation services without also providing accounting, auditing, or bookkeeping services. Establishments providing tax return preparation services which also provide accounting, auditing, or bookkeeping services are classified in Industry 8721. Tax return preparation services (owned and operated by concessionaires) in department stores, etc., are classified in this industry and treated as separate establishments. However, tax return preparation services owned and operated as part of other businesses are considered part of the main establishment.

Miscellaneous personal services, n.e.c. (SIC 7299). Establishments primarily engaged in providing personal services, not elsewhere classified, such as saunas; steam and Turkish baths; costume and formal wear rental; operation of coin-operated personal service machines, such as weighing machines, public lockers (except cold storage), pay toilets, etc.; checkroom concessions; dating service; diet or weight reducing workshops; and tanning salons. Establishments operating coin-operated amusement machines, such as pinball machines and juke boxes, are classified in Industry 7993. The operation of physical fitness facilities, including health fitness spas and reducing salons, is classified in Major Group 70 if lodging is also provided and in Industry 7991 if lodging is not provided.

For large geographic areas, data are presented for the following subdivisions of this classification:

1. Massage parlors, tanning salons, and saunas.
2. Diet and weight reducing services.
3. Formal wear rental.
4. Other personal services, n.e.c.

Business Services (SIC Major Group 73)

This group includes establishments primarily engaged in providing services, not elsewhere classified, to business establishments on a contract or fee basis.

Advertising agencies (SIC 7311). Establishments primarily engaged in preparing advertising (writing copy, artwork, graphics, and other creative work) and placing such advertising in periodicals, newspapers, radio, television, or other advertising media for clients on a contract or fee basis. Establishments which place advertising with media but perform no creative services (media buying services) are classified in Industry 7319. Establishments which write advertising copy but do not place the advertising with media are classified in Industry 8999. Establishments which provide commercial art, graphics, or other creative advertising services but do not place the advertising with media are classified in Industry Group 733. Establishments which solicit advertising for nonaffiliated radio, television, newspapers, or magazines are classified in Industry 7313.

Outdoor advertising services (SIC 7312). Establishments primarily engaged in the preparation of poster displays and painted and electric displays on billboards, panels, bulletins, and frames, principally outdoors. Such establishments may (as incidental services) construct, repair, and maintain display boards and may post advertisements. Sign painting shops are classified in Industry 7389. Shops which make neon signs to order are classified in Manufacturing. Establishments primarily engaged in erecting signs are classified in Construction.

Radio, television, and publishers' advertising representatives (SIC 7313). Establishments primarily engaged in soliciting advertising on a contract or fee basis for (nonaffiliated) newspapers, magazines, and other publications, or for radio and television stations. Advertising sales offices operated by the media are classified as auxiliaries.

For large geographic areas, data are presented for the following subdivisions of this classification:

1. Radio and television advertising representatives.
2. Publishers' advertising representatives.

Advertising, n.e.c. (SIC 7319). Establishments primarily engaged in furnishing advertising services, not elsewhere classified, such as handbill distribution, distribution of samples, and transit advertising. Establishments which provide commercial art, graphics, or other creative advertising services but do not place the advertising with the media, are classified in Industry Group 733. Establishments primarily engaged in direct mail advertising, compiling and selling mailing lists, and related services are classified in Industry 7331.

Adjustment and collection services (SIC 7322). Establishments primarily engaged in the collection or adjustment of claims other than insurance. Establishments providing insurance adjustment services are classified in Insurance, Major Group 64. Establishments providing debt counseling or adjustment services for individuals are classified in Industry 7299. Centralized charge services are classified in Finance, Major Group 61.

Credit reporting services (SIC 7323). Establishments primarily engaged in providing mercantile and consumer credit reporting services. Establishments primarily engaged in conducting personal investigations (background) and preparing reports for insurance companies and other business firms are classified in Industry 7389.

Direct mail advertising services (SIC 7331). Establishments primarily engaged in furnishing direct mail advertising services, such as creating, producing, and mailing direct mail advertising. This industry also includes establishments primarily engaged in compiling and selling mailing lists. Establishments primarily engaged in reproducing direct mail copy to order but also providing other direct mail advertising services are classified in Manufacturing if they print the copy, and in Industry 7334 if they duplicate the copy by photocopying or similar reproduction methods.

For large geographic areas, data are presented for the following subdivisions of this classification:

1. Mailing list compilers, brokers, and managers.
2. Direct mail advertising services, except mailing list services.

Photocopying and duplicating services (SIC 7334). Establishments primarily engaged in reproducing text, drawings, plans, maps, or other copy by blueprinting, photocopying, mimeographing, or other methods of duplication other than printing or microfilming. Printing, including "quick printing," is classified in Manufacturing, and microfilming is classified in Industry 7389.

For large geographic areas, data are presented for the following subdivisions of this classification:

1. Blueprinting and photocopying services.
2. Duplicating services, except printing and photocopying.

Commercial photography (SIC 7335). Establishments engaged in providing commercial photography services for advertising agencies, publishers, and other business and industrial users. Establishments engaged in still and video portrait photography are classified in Industry 7221, and those primarily engaged in mapmaking are classified in Industry 7389. Establishments primarily engaged in medical photography are classified in Industry 8099. Establishments primarily engaged in producing commercial video tape or films are classified in Industry 7812.

Commercial art and graphic design (SIC 7336). Establishments primarily engaged in providing commercial art or graphic design services for advertising agencies, publishers, and other business and industrial users. Producers of still and slide films are classified here. Establishments primarily engaged in art, except commercial and medical art, are classified in Industry 8999; those engaged in medical art are classified in Industry 8099; and those providing drafting services are classified in Industry 7389.

For large geographic areas, data are presented for the following subdivisions of this classification:

1. Commercial art.
2. Graphic arts and related design.

Secretarial and court reporting services (SIC 7338). Establishments primarily engaged in furnishing secretarial, typing, word processing, resume writing, and court reporting services.

Disinfecting and pest control services (SIC 7342). Establishments primarily engaged in providing disinfection and termite, insect, rodent, and other pest control generally in dwellings or other buildings. Establishments primarily engaged in pest control for lawns or agricultural production are classified in Agriculture.

Building cleaning and maintenance services, n.e.c. (SIC 7349). Establishments primarily engaged in furnishing building cleaning and maintenance services, not elsewhere classified, such as window cleaning, janitorial services, floor waxing, and office cleaning. General contractors and special trade contractors primarily engaged in building repair work, cleaning building exteriors by sand or steam blasting, or cleaning up after construction are classified in Construction.

Medical equipment rental and leasing (SIC 7352). Establishments primarily engaged in renting or leasing (except finance leasing) medical equipment. These establishments may also sell medical supplies, but establishments primarily engaged in selling medical supplies are classified in Wholesale or Retail Trade. Establishments primarily engaged in finance leasing are classified in Finance, Industry 6159.

Heavy construction equipment rental and leasing (SIC 7353). Establishments primarily engaged in renting or leasing (except finance leasing) heavy construction equipment, with or without operators. Establishments primarily engaged in finance leasing are classified in Finance, Industry 6159.

For large geographic areas, data are presented for the following subdivisions of this classification:

1. Rental and leasing of heavy construction equipment without operators.
2. Rental and leasing of heavy construction equipment with operators.

Equipment rental and leasing, n.e.c. (SIC 7359). Establishments primarily engaged in renting or leasing (except finance leasing) equipment, not elsewhere classified, such as tools, furniture, industrial equipment (except heavy construction), televisions, appliances, party supplies, etc. Establishments primarily engaged in finance leasing are classified in Finance, Industry 6159.

Establishments renting or leasing automobiles and trucks without drivers are classified in Industry Group 751; those renting with drivers, in Transportation. Establishments renting (or leasing) medical equipment are classified in Industry 7352; video tapes and cassettes, in Industry 7841; amusement and recreation items, such as bicycles, beach chairs, etc., in Industry 7999; personal items, such as formal wear, lockers (other than refrigerated), and pillows, in Industry 7299; commercial boats, in Water Transportation, Major Group 44. Direct leasing of machinery or equipment by the manufacturer is classified in Manufacturing or Wholesale Trade. Establishments primarily leasing computer time, including time-sharing services, are classified in Industry 7374; and those renting or leasing computers or data processing equipment, in Industry 7377.

For large geographic areas, data are presented for the following subdivisions of this classification:

1. Equipment rental, except rent-to-own.
2. Equipment leasing, except finance leasing.
3. Rent-to-own.

Employment agencies (SIC 7361). Establishments primarily engaged in providing placement and employment services for employers or those seeking employment. Modeling agencies and nurses' registries are included. Theatrical employment agencies are classified in Industry 7922; motion picture casting bureaus, in Industry 7819; and establishments engaged in furnishing help to other businesses, in Industry 7363.

Help supply services (SIC 7363). Establishments primarily engaged in supplying temporary or continuing help (except agricultural) to other businesses on a contract or fee basis. The help supplied is on the payroll of the supplying establishment but is under the direct or general supervision of the business to whom the help is furnished. Establishments primarily engaged in providing placement and employment services are classified in Industry 7361. Establishments which provide both management and staff to operate a business are classified according to the type of activity of the business. Establishments primarily engaged in furnishing personnel to perform a range of services in support of the operation of other establishments are classified in Industry 8744. Farm labor supply is classified in Agriculture, Industry 0761.

For large geographic areas, data are presented for the following subdivisions of this classification:

1. Temporary help supply.
2. Employee leasing.
3. Other help supply services.

Computer programming services (SIC 7371). Establishments primarily engaged in providing custom computer programming services on a contract or fee basis. These

establishments often perform a variety of additional services, such as computer software design and analysis, modification of existing software, and training in the use of custom software. Establishments primarily engaged in the development and marketing of prepackaged software are classified in Industry 7372. Computer processing services are classified in Industry 7374.

Prepackaged software (SIC 7372). Establishments primarily engaged in designing and developing prepackaged software, including operating, utility, and applications programs. These establishments may also prepare software documentation for the user, install software for the user, and train the user in the use of the software. Establishments primarily engaged in buying and selling prepackaged software are classified in Wholesale or Retail Trade. Custom computer software services, including computer code authors, are classified in Industry 7371.

Computer integrated systems (SIC 7373). Establishments primarily engaged in developing or modifying computer software and packaging or bundling the software with hardware (computers and peripheral equipment) to create an integrated system for specific application. These establishments are involved in all phases of systems development, from design through installation. Establishments primarily engaged in buying and selling computer software and/or hardware are classified in Wholesale or Retail Trade, and establishments primarily engaged in manufacturing computers and/or peripheral equipment are classified in Manufacturing.

Computer processing and data preparation and processing services (SIC 7374). Establishments primarily engaged in providing computer processing and data preparation services. Service may consist of complete processing and preparation of reports from data supplied by the customer, or it may be specialized, such as data entry or making data processing equipment available on an hourly or time-sharing basis.

Information retrieval services (SIC 7375). Establishments primarily engaged in providing on-line information retrieval services on a contract or fee basis. The information generally involves a range of subjects and is taken from other primary sources. Establishments which collect and originate the data are classified in the industry associated with that activity.

Computer facilities management services (SIC 7376). Establishments primarily engaged in providing on-site management and operation of computer and data processing facilities on a contract or fee basis. Establishments primarily engaged in providing computer and data processing at their own facilities are classified in Industry 7374.

Computer rental and leasing (SIC 7377). Establishments primarily engaged in renting or leasing (except finance) computers and related data processing equipment on the

customers' site, whether or not also providing maintenance or support services. Establishments primarily engaged in both manufacturing and leasing computers and related data processing equipment are classified in Division D, Manufacturing, and separate establishments owned by the manufacturer and primarily engaged in leasing are classified in Wholesale Trade. Establishments primarily engaged in finance leasing of computers and related data processing equipment are classified in Finance, Industry 6159, and those primarily engaged in leasing computer time are classified in Industry 7374.

Computer maintenance and repair (SIC 7378). Establishments primarily engaged in the maintenance and repair of computers and computer peripheral equipment.

Computer related services, n.e.c. (SIC 7379). Establishments primarily engaged in providing computer related services, not elsewhere classified, such as computer consulting, disk and diskette conversion, and tape recertification.

For large geographic areas, data are presented for the following subdivisions of this classification:

1. Computer consultants.
2. Miscellaneous computer services, n.e.c.

Detective, guard, and armored car services (SIC 7381). Establishments primarily engaged in providing detective, guard, and armored car services. Fingerprint service, polygraph service, and rental of dogs for protective service are included in this classification.

For large geographic areas, data are presented for the following subdivisions of this classification:

1. Detective agencies and guard services.
2. Armored car services.

Security systems services (SIC 7382). Establishments primarily engaged in monitoring and maintaining security systems devices, such as burglar and fire alarms. These establishments may also sell, lease, and/or install the security systems which they monitor and maintain. Establishments primarily engaged in the sales and installation, or installation only, of such devices are classified in Construction, Industry 1731.

News syndicates (SIC 7383). Establishments primarily engaged in providing news, pictures, features, and news reporting services to newspapers and periodicals. Separate establishments of newspaper and periodical publishers which are engaged in gathering news are classified as auxiliaries.

Photofinishing laboratories (SIC 7384). Establishments primarily engaged in developing film and photographic prints and enlargements. Data for retail outlets (kiosks),

which are owned and operated by photofinishing laboratories for the pickup and delivery of film, are merged with data for the laboratory which owns them and are not treated as separate establishments. Establishments primarily engaged in processing motion picture and video film for the motion picture and television industries are classified in Industry 7819.

For large geographic areas, data are presented for the following subdivisions of this classification:

1. Photofinishing laboratories, except "one-hour" (mini) labs.
2. "One-hour" (mini) photofinishing.

Business services, n.e.c. (SIC 7389). Establishments primarily engaged in furnishing business services, not elsewhere classified, such as auctioneers' establishments (service only), business brokers, drafting service, independent lecture bureaus, inspection service, printing brokers, notaries public, and shop window decoration or trimming, on a commission or fee basis.

For large geographic areas, data are presented for the following subdivisions of this classification:

1. Sign painting shops. Establishments primarily engaged in making signs to individual order or in doing office door and window lettering. Establishments primarily engaged in making signs other than on a custom basis and neon sign manufacturers are classified in Manufacturing.
2. Interior designing. Establishments primarily engaged in advising clients on the selection of furniture, draperies, rugs, and other interior decorations on a commission or fee basis. Establishments providing interior designing service but primarily engaged in the sale of merchandise, are not included. Painting and papering contractors who frequently call themselves "interior decorators" are classified in Construction.
3. Telephone answering services. Establishments primarily engaged in transmitting telephone messages to their clients. Paging services are classified in Communications.
4. Water softening and conditioning services. Establishments primarily engaged in softening water by chemical treatment or other methods.
5. Packaging and labeling services. Establishments primarily engaged in packaging and labeling products, on a contract or fee basis, in packages or other containers normally intended for retail distribution. Companies primarily engaged in packing, crating, and otherwise preparing goods for shipping are classified in Transportation.
6. Trading stamp services. Establishments primarily engaged in selling trading stamps or merchandise coupons to merchants. The redemption stores of trading stamp companies are classified as auxiliary to this industry.

7. Convention and trade show services. Establishments primarily engaged in providing a variety of services to conventions and trade shows on a contract or fee basis, including decoration services, registration services, promotion, and other administrative functions.
8. Private mail centers. Establishments primarily engaged in providing mailbox rental and other postal and mailing (except advertising) services. In addition, establishments may provide typing, photocopying, and FAX services, and may sell office supplies.
9. Miscellaneous business services, n.e.c. Establishments primarily engaged in furnishing business services, not elsewhere classified.

Automotive Repair, Services, and Parking (SIC Major Group 75)

This group includes establishments primarily engaged in furnishing automotive repair, rental, leasing, parking, and other services. Similar facilities owned and operated by concerns for their own use and not available to the general public are treated as auxiliary establishments of those concerns and are not included here. Automotive repair shops operated by establishments engaged in the sale of new automobiles are classified in Retail Trade, as are those operated by gasoline service stations (where sales of merchandise (including fuel) exceed repair receipts). Automobile driving instruction is classified in Industry 8299.

Truck rental and leasing, without drivers (SIC 7513).

Establishments primarily engaged in short-term rental or extended-term leasing (with or without maintenance) of trucks, truck tractors, or semitrailers without drivers. Establishments primarily engaged in renting or leasing, except finance leasing, of industrial trucks are classified in Industry 7359; those renting or leasing trucks with drivers are classified in Transportation, Industry Group 421; and those renting or leasing heavy construction and earth moving equipment are classified in Industry 7353. Establishments primarily engaged in finance leasing are classified in Finance, Major Group 61.

For large geographic areas, data are presented for the following subdivisions of this classification:

1. Truck rental, without drivers.
2. Truck leasing, except finance leasing.

Passenger car rental (SIC 7514). Establishments primarily engaged in short-term rental of passenger cars without drivers. Data for separate automotive rental offices or concessions (e.g., airport locations) in the same metropolitan area, for which a common fleet of cars is maintained, are merged and not considered as separate establishments. Establishments primarily engaged in renting automobiles with drivers are classified in Transportation, Industry 4119.

Passenger car leasing (SIC 7515). Establishments primarily engaged in extended-term leasing of passenger cars without drivers. These establishments may or may not provide maintenance of vehicles as part of the lease contract. Establishments primarily engaged in renting automobiles with drivers are classified in Transportation, Industry 4119. Establishments primarily engaged in finance leasing are classified in Finance, Major Group 61.

Utility trailer and recreational vehicle rental (SIC 7519).

Establishments primarily engaged in daily or extended-term rental of utility trailers and recreational vehicles. Establishments primarily engaged in renting motorcycles, bicycles, golf carts, gocarts, or recreational boats are classified in Industry 7999, and those engaged in renting airplanes are classified in Industry 7359. Establishments primarily engaged in the rental of mobile homes on site are classified in Real Estate, Industry 6515.

Automobile parking (SIC 7521).

Establishments primarily engaged in the temporary parking of automobiles usually on an hourly, daily, or monthly contract or fee basis. Excluded are municipal parking lots and lots operated by establishments or institutions primarily engaged in other activities (e.g., department stores, hospitals, restaurants). Valet parking is classified in Industry 7299. Establishments primarily engaged in extended or dead storage of automobiles are classified in Transportation, Industry 4226.

For large geographic areas, data are presented for the following subdivisions of this classification:

1. Parking lots.
2. Parking structures.

Top, body, and upholstery repair shops and paint shops (SIC 7532).

Establishments primarily engaged in the repair of automotive tops, bodies, and interiors, or automotive painting and refinishing. Also included in the industry are establishments primarily engaged in customizing automobiles, trucks, and vans, except on a factory basis. Those engaged in customizing automobiles, trucks, and vans on a factory basis are classified in Manufacturing, Industry Group 371.

For large geographic areas, data are presented for the following subdivisions of this classification:

1. Top and body repair shops.
2. Paint shops.

Automotive exhaust system repair shops (SIC 7533).

Establishments primarily engaged in the installation, repair, or sale and installation of automotive exhaust systems. The sale of mufflers, tailpipes, and catalytic converters is considered to be incidental to the installation of these products.

Tire retreading and repair shops (SIC 7534).

Establishments primarily engaged in repairing and retreading automotive tires. Establishments classified here may either retread customers' tires or retread tires for sale or exchange to the user or the trade.

Automotive glass replacement shops (SIC 7536). Establishments primarily engaged in the installation, repair, or sale and installation of automotive glass. The sale of the glass is considered incidental to the replacement.

Automotive transmission repair shops (SIC 7537). Establishments primarily engaged in the installation, repair, or sale and installation of automotive transmissions. The sale of transmissions and related parts is considered incidental to transmission installation or repair.

General automotive repair shops (SIC 7538). Establishments primarily engaged in general automotive repair, such as engine repair shops (except industrial truck engines), general repair and service garages, and diesel engine repair shops. Establishments primarily engaged in specialized repair of individual engine components, not elsewhere classified, are classified in Industry 7539. Establishments primarily engaged in repair of motorcycles are classified in Industry 7699.

For large geographic areas, data are presented for the following subdivisions of this classification:

1. General automotive repair shops, except diesel.
2. Diesel repair shops.

Automotive repair shops, n.e.c. (SIC 7539). Establishments primarily engaged in specialized automotive repair, not elsewhere classified, such as fuel service (carburetor repair), brake relining, front-end and wheel alignment, and radiator repair. Establishments primarily engaged in automotive welding are classified in Industry 7692.

For large geographic areas, data are presented for the following subdivisions of this classification:

1. Radiator repair.
2. Brake, front end, and wheel alignment.
3. Carburetor repair shops.
4. Automotive electrical repair shops.
5. Other automotive repair shops, n.e.c. Establishments primarily engaged in specialized automotive repairs, not elsewhere classified, such as frame repair, piston ring service and repair, speedometer repair, and heater and air-conditioning repair.

Carwashes (SIC 7542). Establishments primarily engaged in washing, waxing, and polishing motor vehicles or furnishing facilities for the self-service washing of motor vehicles.

Automotive services, except repair and carwashes (SIC 7549). Establishments primarily engaged in furnishing automotive services, except repair and carwashes, such as lubricating service, towing service, diagnostic service, undercoating service, and inspection service.

For large geographic areas, data are presented for the following subdivisions of this classification:

1. Lubrication shops.
2. Towing services.
3. Other automotive services, n.e.c.

Miscellaneous Repair Services (SIC Major Group 76)

This group includes establishments primarily engaged in miscellaneous repair services, not elsewhere classified. Repair departments of retail dealers or manufacturers are not included unless operated as separate establishments and reported as such. This group does not include some repair services of which the more important are: repair to structures (classified in Construction); garment and shoe repair (classified in Major Group 72); automotive repair services (classified in Major Group 75); electronic computer and computer peripheral equipment repair services (classified in Industry 7378); ship and boat repair (classified in Manufacturing); and railroad repair (classified in Manufacturing).

Radio and television repair shops (SIC 7622). Establishments primarily engaged in repairing radios, televisions, phonographs, stereo equipment, and tape recorders. Also included are establishments engaged in installing and repairing television, amateur, and citizens' band antennas, and those engaged in installing and servicing similar equipment in homes, offices, boats, automobiles, or other vehicles. Establishments primarily engaged in installation, repair, or maintenance of radio and television broadcast transmitting antennas and towers are classified in Construction. Repair departments of radio and television dealers are not included here unless operated and reported as separate establishments.

Refrigeration and air-conditioning service and repair shops (SIC 7623). Establishments primarily engaged in servicing and repairing household and commercial electrical refrigerators and air-conditioning and refrigeration equipment. Establishments primarily engaged in servicing and repairing gas refrigeration equipment are classified in Industry 7699, and those repairing automotive air-conditioning equipment are classified in Industry 7539. Establishments primarily engaged in installing refrigeration and air-conditioning systems are classified in Construction.

Electrical and electronic repair shops, n.e.c. (SIC 7629). Establishments primarily engaged in servicing and repairing electrical and electronic equipment, not elsewhere classified, such as electrical household appliances (washing machines, vacuum cleaners, irons, toasters, etc.) and electrical and electronic industrial equipment. Electrical contractors and electrical shops engaged primarily in house wiring are included in Construction, Industry 1731. The repair of electric motors is classified in Industry 7694. Repair of electronic computers and computer peripheral equipment is classified in Industry 7378.

Watch, clock, and jewelry repair (SIC 763). Establishments primarily engaged in the repair of watches, clocks, or jewelry. Establishments primarily engaged in assembling watches from purchased parts are classified in Manufacturing, Industry 3873.

Reupholstery and furniture repair (SIC 764). Establishments primarily engaged in furniture reupholstery and repair. Establishments primarily engaged in selling upholstery materials, making slipcovers and draperies to order, or in upholstering new frames to individual order are classified in Retail Trade, as are establishments making furniture and cabinets on a custom basis.

Welding repair (SIC 7692). Establishments primarily engaged in repair work by welding, including automotive welding. Welding in connection with the manufacture of a product is classified in Manufacturing. Welding contractors doing welding work at construction sites are classified in Construction, Industry 1799.

Armature rewinding shops (SIC 7694). Establishments primarily engaged in rewinding armatures and rebuilding or repairing electric motors. Establishments classified here may either repair customers' equipment or repair their own equipment for sale or exchange to users or to the trade. Establishments primarily engaged in the repair of electrical appliances are classified in Industry 7629.

Repair shops and related services, n.e.c. (SIC 7699). Establishments primarily engaged in specialized repair services, not elsewhere classified, such as farm machinery and equipment repair; lawnmower, saw, knife, and tool sharpening and repair; bicycle repair; lock and gun repair; musical instrument repair; and the repair of typewriters. Repair services which involve primarily electrical or electronic equipment or components are classified in Industry 7629; however, primarily mechanical repair of electrically powered equipment, such as electric sewing machine repair, is included here.

For large geographic areas, data are presented for the following subdivisions of this classification:

1. Farm machinery and equipment repair.
2. Lawnmower and other small gasoline engine repair. Establishments primarily engaged in saw, knife, and tool sharpening are also included here.
3. Sewer and septic tank cleaning services. Establishments primarily engaged in cleaning or repairing sewers and septic tanks. Establishments which install septic tanks are classified in Construction.
4. Other repair and related services, n.e.c. Establishments primarily engaged in specialized repair services, not elsewhere classified, such as aircraft flight instrument repair (except electrical), blacksmith shops, bicycle repair, boiler repair, photographic equipment repair,

dental instrument repair, furnace and chimney cleaning, gunsmith shops, key duplicating shops, motorcycle repair, musical instrument tuning and repair, taxidermists, typewriter repair, umbrella repair, and venetian blind repair.

Motion Pictures (SIC Major Group 78)

This group includes establishments producing and distributing motion pictures, exhibiting motion pictures in commercially operated theaters, and furnishing services to the motion picture industry. The term "motion pictures" includes similar productions for television or other media using film, tape, or other means.

Motion picture and video tape production (SIC 7812). Establishments primarily engaged in the production of theatrical and nontheatrical motion pictures and video tapes for exhibition or sale. Establishments engaged in both production and distribution of motion pictures are included here, as well as those engaged in the production of educational, industrial, and religious films. Establishments primarily engaged in motion picture and video tape reproduction are classified in Industry 7819.

For large geographic areas, data are presented for the following subdivisions of this classification:

1. Motion picture production, except for television.
2. Motion picture and tape production for television.

Services allied to motion picture production (SIC 7819). Establishments primarily engaged in performing auxiliary services to motion picture production, such as motion picture film processing, editing, and titling. Also included are casting bureaus, wardrobe and studio property rental, rental and repair of cameras and other motion picture equipment, stock footage film libraries, and television tape services (editing, transfers, etc.).

Motion picture and video tape distribution (SIC 7822). Establishments primarily engaged in the distribution (rental or sale) of theatrical and nontheatrical motion picture films or in the distribution of video tapes and disks, except to the general public. Establishments engaged in both distribution and production are classified in Industry 7812. Establishments primarily engaged in renting video tapes and disks to the general public are classified in Industry 7841, and those engaged in the sale of video tape and disks to individuals for personal or household use are classified in Retail Trade, Industry 5735.

For large geographic areas, data are presented for the following subdivisions of this classification:

1. Motion picture film exchanges.
2. Film and tape distribution for television.
3. Video tape wholesalers.

Services allied to motion picture distribution (SIC 7829). Establishments primarily engaged in performing auxiliary services to motion picture distribution, such as film delivery service, film purchasing and booking agencies, and film libraries.

Motion picture theaters, except drive-in (SIC 7832). Commercially operated theaters primarily engaged in the indoor exhibition of motion pictures.

Drive-in motion picture theaters (SIC 7833). Commercially operated theaters, commonly known as drive-in theaters, primarily engaged in the outdoor exhibition of motion pictures.

Video tape rental (SIC 7841). Establishments primarily engaged in renting recorded video tapes and disks to the general public for personal or household use. Establishments primarily engaged in renting video recorders and players are classified in Industry 7359. Establishments primarily engaged in selling recorded video tapes and disks to the general public are classified in Retail Trade, Industry 5735, and those engaged in the wholesale distribution of recorded video tapes and disks are classified in Industry 7822.

Amusement and Recreation Services, Except Motion Pictures (SIC Major Group 79)

This group includes establishments primarily engaged in providing amusement, recreation, or entertainment services, not elsewhere classified. Gambling businesses, where legal, are also included in this Major Group; however, combined gambling and lodging facilities with 25 guestrooms or more are classified in Industry 7011. Establishments primarily engaged in operating museums, art galleries, arboreta, and botanical and zoological gardens are classified in Major Group 84.

Dance studios, schools, and halls (SIC 791). Establishments primarily engaged in operating public dance halls or ballrooms, dance studios, and dance schools. Establishments primarily engaged in renting facilities used as dance halls or ballrooms are classified in Real Estate, Industry 6512.

Theatrical producers (except motion picture) and miscellaneous theatrical services (SIC 7922). Establishments primarily engaged in providing live theatrical presentations, such as road companies and summer theaters. This industry also includes services allied with theatrical presentations, such as casting agencies; booking agencies for plays, artists, and concerts; scenery, lighting, and other equipment services; and theatrical ticket agencies. Also included in this industry are producers of live and taped radio programs and commercials and producers of live television programs.

For large geographic areas, data are presented for the following subdivisions of this classification:

1. Producers of live theatrical productions. Stock or repertory companies, whether or not operating their own theaters, are included here. Establishments primarily engaged in producing shows for dinner theaters but not operating the food service are also included here. Dinner theaters operating food service are classified in Retail Trade, Industry 5812.
2. Producers of radio and television shows, except tape producers. Establishments primarily engaged in producing shows for live presentation on radio and television. Producers of motion picture and television tape are classified in Industry 7812 and producers of radio tape in the subgroup Other theatrical services.
3. Artists' and entertainers' managers or agents, concert bureaus, and booking agents.
4. Other theatrical services. Establishments engaged in theatrical services, not elsewhere classified, such as ticket agencies; theatrical, television, and radio employment agencies; theatrical equipment rental and design; and lighting. Radio show tape producers are included here.

Bands, orchestras, actors, and other entertainers and entertainment groups (SIC 7929). Establishments primarily engaged in providing entertainment other than live theatrical presentations. These establishments include bands, orchestras, and entertainers.

For large geographic areas, data are presented for the following subdivisions of this classification:

1. Dance groups and artists.
2. Symphony orchestras, opera companies, and chamber music organizations.
3. Other music groups and artists. Dance and stage bands, orchestras (except symphony or chamber), combos, quintets, soloists, and similar musical organizations, groups, and artists.
4. Other entertainers and entertainment groups. Entertainers other than dance bands, symphony orchestras, dance groups, or similar musical and dance organizations.

Bowling centers (SIC 7933). Establishments primarily engaged in providing facilities for bowling.

Professional sports clubs and promoters (SIC 7941). Operators and promoters of professional and semiprofessional athletic clubs, promoters of athletic events, and managers of individual professional athletes. Receipts from radio or television broadcasts, from sales of players, from concession operators, and from noncustomer sources are not included in the total receipts for the activities

classified here. Establishments primarily engaged in renting stadiums and athletic fields to sports promoters and clubs are classified in Real Estate, Industry Group 651.

For large geographic areas, data are presented for the following subdivisions of this classification:

1. Baseball clubs.
2. Football clubs.
3. Other professional sports clubs.
4. Managers and promoters.

Racing, including track operation (SIC 7948). Promoters and participants in racing activities, including racetrack operators, operators of racing stables, jockeys, racehorse trainers, and race car owners and operators. Establishments which own racetracks but do not engage in promotion of racing events, are classified in Real Estate, Industry Group 651. Stables and kennels primarily engaged in breeding or boarding horses and dogs are classified in Agriculture, Industry 0752.

For large geographic areas, data are presented for the following subdivisions of this classification:

1. Auto racetrack operation.
2. Horse racetrack operation.
3. Dog racetrack operation.
4. Racing stables and racing, n.e.c.

Physical fitness facilities (SIC 7991). Establishments primarily engaged in operating reducing and other health clubs, spas, and similar facilities featuring exercise and other active physical fitness conditioning, whether or not on a membership basis. Establishments providing aerobic dance and exercise classes are also included here. Sports and recreation clubs are classified in Industry 7997 if operated on a membership basis, and in Industry 7992 or 7999 if open to the general public. Health resorts and spas providing lodging are classified in Major Group 70. Establishments that promote physical fitness through diet control are classified in Industry 7299.

For large geographic areas, data are presented for the following subdivisions of this classification:

1. Physical fitness centers, except gymnasiums and athletic clubs.
2. Gymnasiums and athletic clubs.

Public golf courses (SIC 7992). Privately operated establishments primarily engaged in the operation of golf courses open to the general public on a fee basis. Municipally owned and operated golf courses are not included. Membership golf and country clubs are classified in Industry 7997. Miniature golf courses and golf driving ranges are classified in Industry 7999.

Coin-operated amusement devices (SIC 7993). Establishments primarily engaged in operating coin-operated amusement devices either in their own or in other places of business. Such amusement devices include juke boxes, pinball machines, mechanical games, video games, slot machines (where legal), and similar types of amusement equipment. The amusement devices may also be operated by bills. Amusement arcades and parlors are also included. Establishments primarily engaged in rental of such devices are classified in Industry 7359.

Amusement parks (SIC 7996). Establishments known as amusement parks, theme parks, kiddie parks, etc., which group together a number of attractions, such as mechanical rides, amusement devices, refreshment stands, and picnic grounds. Individual ride operators or concessionaires operating within the park are classified in Industry 7999, as are carnivals operating without a fixed exhibition site. Owners of the park grounds (who do not operate the amusement parks) are classified in Real Estate, Industry Group 651.

Membership sports and recreation clubs (SIC 7997). Sports and recreation clubs which maintain facilities for use only by members and their guests, such as country, golf, tennis, yacht, and swimming clubs. Such establishments are classified here regardless of the proportion of receipts derived from food or liquor sales. Membership organizations engaged in civic, social, or fraternal activities are classified in Industry 864. Physical fitness facilities are classified in Industry 7991.

Amusement and recreation services, n.e.c. (SIC 7999). Establishments primarily engaged in the operation of sports, amusement, and recreation services, not elsewhere classified, such as bathing beaches, swimming pools, and riding academies and schools. Membership sports and recreation clubs not open to the general public are classified in Industry 7997.

For large geographic areas, data are presented for the following subdivisions of this classification:

1. Concession operators of amusement devices and rides. Concession operators of mechanical rides or of amusement devices in amusement parks, carnivals, circuses, or fairs; or operators of independently operated rides or devices of this type.
2. Carnivals and circuses. Establishments operating a group of amusement, service, and/ or retail units, generally known as carnivals, which do not have any fixed exhibition site; or companies engaged in the operation of circuses having acrobatic and animal shows and individual circus acts. Side shows are included here. Individual performers in circuses are classified in Other entertainers and entertainment groups, a subgroup of Industry 7929.
3. Fairs. Establishments primarily engaged in arranging and operating the exhibitions and related activities

usually associated with county, State, or similar fairs. Carnivals and side shows which are part of the fairs but which are independently owned and operated are included in the subgroup Carnivals and circuses. Other independently owned and operated amusement device and ride concessions are included in the subgroup Concession operators of amusement devices and rides.

4. Roller skating rinks.
5. Ice skating rinks.
6. Other amusement and recreation services, n.e.c. Establishments primarily engaged in the commercial operation of sports, amusement, and recreation services, not elsewhere classified. Included are establishments engaged in instruction of sports or recreational activities, such as baseball, bridge, golf, judo, karate, skiing, swimming, and tennis. Also included are establishments renting articles for amusement and recreation, such as beach chairs and accessories, bicycles, golf carts, small boats and canoes, and saddle horses.

Other establishments in this classification include commercially operated bathing beaches, gambling establishments (where legal), golf driving ranges, miniature golf courses, riding academies and stables, shooting galleries, slot-car tracks, ski lifts, day camps, and establishments engaged in the commercial operation of swimming pools open to the general public for a fee. Municipally operated golf courses and swimming pools are excluded from this census. Privately owned tourist attractions, such as natural wonders or manmade exhibits, are included here. Museums, art galleries, and botanical and zoological gardens are included in Major Group 84.

Health Services (SIC Major Group 80)

This group includes establishments primarily engaged in furnishing medical, surgical, and other health services to persons. Associations or groups, such as Health Maintenance Organizations (HMO's), primarily engaged in providing medical or other health services to members are included but those which only provide insurance covering hospitalization or medical costs are classified in Insurance, Major Group 63. Hospices providing medical services are also included in this Major Group and are classified according to the primary service provided. Health care facilities were primarily coded based on self-designation. Where multiple levels of care were indicated but were not apparently separate operations, the facility was generally classified based on the highest level of care provided. Veterinarians are classified in Agriculture, Industry Group 074.

Offices and clinics of doctors of medicine (SIC 801). Establishments of licensed practitioners having the degree of M.D. and engaged in the practice of general or specialized medicine and surgery. General medical clinics (staffed by licensed practitioners having M.D. degree) are also classified here.

Associations of physicians formed solely for sharing expenses (including payroll) are also included here. Receipts are not applicable for these associations since their operations are funded by reimbursements from member firms, and these funds are not considered operating receipts for medical services provided. However, their payroll and employment data are included in statistics presented for this category.

For large geographic areas, data are presented for the following subdivisions of this classification:

1. Offices of doctors of medicine. Includes offices as well as group clinics owned and operated by physicians for the purpose of carrying on their profession.
2. General medical clinics. Includes clinics not owned and operated by physicians associated for the purpose of carrying on their profession.

Offices and clinics of dentists (SIC 802). Establishments of licensed practitioners having the degree of D.D.S. (or D.D. Sc.) or D.M.D. and engaged in the practice of general or specialized dentistry, including dental surgery. Dental clinics are also classified here.

For large geographic areas, data are presented for the following subdivisions of this classification:

1. Offices of dentists. Includes offices as well as group clinics owned and operated by dentists associated for the purpose of carrying on their profession.
2. Dental clinics. Includes clinics not owned and operated by dentists associated for the purpose of carrying on their profession.

Offices and clinics of doctors of osteopathy (SIC 803). Establishments of licensed practitioners having the degree of D.O. and engaged in the practice of general or specialized osteopathic medicine and surgery.

For large geographic areas, data are presented for the following subdivisions of this classification:

1. Offices of osteopathic physicians.
2. Osteopathic clinics.

Offices and clinics of chiropractors (SIC 8041). Establishments of licensed practitioners having the degree of D.C. and engaged in the practice of chiropractic medicine.

Offices and clinics of optometrists (SIC 8042). Establishments of licensed practitioners having the degree of O.D. and engaged in the practice of optometry. Establishments where receipts are primarily from the sale of optical goods prescribed as a result of eye examinations performed at another establishment are classified in Retail Trade, Industry 5999.

Offices and clinics of podiatrists (SIC 8043). Establishments of licensed practitioners having the degree of D.P. and engaged in the practice of podiatry.

Offices and clinics of health practitioners, n.e.c. (SIC 8049). Establishments of health practitioners engaged in practice in health fields, not elsewhere classified, such as acupuncturists, midwives, nutritionists, physical and occupational therapists, and psychologists.

Skilled nursing care facilities (SIC 8051). Establishments primarily engaged in providing inpatient nursing and rehabilitative services to patients who require continuous health care but not hospital services. Care must be ordered by and under the direction of a physician. The staff must include a licensed nurse on duty continuously with a minimum of one full-time registered nurse on duty during each day shift. Included are establishments certified to deliver skilled nursing care under the Medicare and Medicaid programs.

Intermediate care facilities (SIC 8052). Establishments primarily engaged in providing inpatient nursing and rehabilitative services but not on a continuous basis. Staffing must include 24-hour per day personnel with a licensed nurse on duty full-time during each day shift. At least once a week, consultation with a registered nurse on the delivery of care is required. Included are facilities certified to deliver intermediate care under the Medicaid program.

Nursing and personal care facilities, n.e.c. (SIC 8059). Establishments primarily engaged in providing some nursing and/or health-related care to patients who do not require the degree of care and treatment that a skilled or intermediate care facility is designed to provide. Included are rest homes, convalescent homes, and other institutions where health care is a major element. Residential facilities, such as homes for the retarded and the elderly which provide personal care but where health care is incidental, are classified in Industry 8361.

General medical and surgical hospitals (SIC 8062). Establishments primarily engaged in providing general medical and surgical services and other hospital services. Specialty hospitals are classified in Industries 8063 and 8069.

Psychiatric hospitals (SIC 8063). Establishments primarily engaged in providing diagnostic medical services and inpatient treatment for the mentally ill. Establishments known as hospitals and primarily engaged in providing health care for the mentally retarded are classified in Industry 8051.

Specialty hospitals, except psychiatric (SIC 8069). Establishments primarily engaged in providing diagnostic services, treatment, and other hospital services for specialized categories of patients, except for the mentally ill.

Medical laboratories (SIC 8071). Establishments primarily engaged in providing professional analytic or diagnostic services to the medical profession or to the patient as

prescribed by a physician. Laboratories engaged in the manufacture of medical or pharmaceutical products are classified in Manufacturing. Laboratories engaged in commercial medical research are classified in Industry 8731, and those engaged in noncommercial medical research are classified in Industry 8733.

Dental laboratories (SIC 8072). Establishments primarily engaged in making dentures, artificial teeth, and orthodontic appliances to order for the dental profession. The manufacture of teeth other than to order is classified in Manufacturing. Establishments providing dental X-ray laboratory services are classified in Industry 8071.

Home health care services (SIC 8082). Establishments primarily engaged in providing skilled nursing or medical care in the home under supervision of a medical doctor. Establishments of registered or practical nurses engaged in the independent practice of their profession are classified in Industry 8049, and nurses' registries are classified in Industry 7361. Establishments primarily engaged in selling health care products for personal or household consumption are classified in Retail Trade, and those engaged in renting or leasing products for health care are classified in Industry 7352.

Kidney dialysis centers (SIC 8092). Establishments primarily engaged in providing kidney or renal dialysis services.

Specialty outpatient facilities, n.e.c. (SIC 8093). Establishments primarily engaged in outpatient care of a specialized nature, such as alcohol and drug treatment, birth control/ family planning, etc., with permanent facilities and with medical staff to provide diagnosis, treatment, or both for patients who are ambulatory but do not require inpatient care.

Health and allied services, n.e.c. (SIC 8099). Establishments primarily engaged in providing health and allied services, n.e.c., such as blood banks, blood donor stations, childbirth preparation classes, medical photography and art, and oxygen tent services. Establishments of registered or practical nurses in independent practice are classified in Industry 8049. Ambulance services are classified in Transportation, Industry 4119.

Legal Services (SIC Major Group 81)

This group includes establishments which are headed by members of the bar and are engaged in offering legal advice or legal services. Nonprofit legal services (including legal aid societies) are classified here. Associations of lawyers formed solely for the sharing of expenses (including payroll) and not for the purpose of jointly practicing their profession are also included. Receipts are not applicable for these associations since their operations are funded by reimbursements from member firms, and these

funds are not considered operating receipts for legal services provided. However, their payroll and employment data are included in statistics presented for this category.

Selected Educational Services (SIC's 823, 824, 829)

This group includes libraries as well as establishments furnishing formal courses through correspondence, commercial, and trade schools. Elementary and secondary schools (Industry 8211); colleges, universities, and professional schools (Industry 8221); and junior colleges and technical institutes (Industry 8222) are out of scope of the census.

Libraries (SIC 823). Establishments primarily engaged in providing library services, including the circulation of books and other materials for reading, study, and reference.

Data processing schools (SIC 8243). Establishments primarily engaged in offering training in data processing (including data keying), computer programming, and in computer and peripheral equipment operation, maintenance, and repair.

Business and secretarial schools (SIC 8244). Establishments primarily engaged in offering courses in business machine operation, office procedures, and secretarial and stenographic skills.

Vocational schools, n.e.c. (SIC 8249). Establishments primarily engaged in offering specialized vocational courses, not elsewhere classified but not academic training. This industry includes apprentice training, aviation schools, commercial art schools, and practical nursing schools. Schools for the instruction of beauticians are classified in Industry 7231, and barber schools are classified in Industry 7241. Establishments primarily engaged in offering educational courses by mail are included here.

Schools and educational services, n.e.c. (SIC 829). Establishments primarily engaged in offering specialized educational courses and services, not elsewhere classified, such as music schools, drama schools, language schools, student exchange programs, and civil service and other short-term examination preparatory schools. Vocational counseling (excluding rehabilitation) is also included here. Educational testing is included in Industry 8748. Establishments primarily engaged in operating dance schools are classified in Industry 7911; those providing rehabilitation counseling are classified in Industry 8331; and those providing sports instruction in Industry 7999.

Social Services (SIC Major Group 83)

This group includes establishments providing social services and rehabilitation services to those persons with social or personal problems requiring special services and to the physically challenged and the disadvantaged. Also

included are organizations soliciting funds to be used directly for these and related services, as well as community development and planning agencies. Government offices involved with the delivery of such services are out of scope of the census.

Individual and family social services (SIC 832). Establishments primarily engaged in providing one or more of a variety of individual and family social, counseling, welfare, or referral services, including refugee, disaster, and temporary relief services.

Job training and vocational rehabilitation services (SIC 833). Establishments primarily engaged in providing training, work experience, and vocational rehabilitation services for the unemployed, the underemployed, the physically challenged, and to persons who have a job market disadvantage because of lack of education or experience, skill obsolescence, or personal characteristics or problems. Included are upgrading and job development services, skill training, world-of-work orientation, and vocational rehabilitation counseling. Union apprentice training schools are classified in Industry 8249.

Child day care services (SIC 835). Establishments primarily engaged in care of infants or children, or in providing prekindergarten education, where medical care or delinquency correction is not a major element. These establishments may or may not have substantial educational programs and may care for older children when they are not in school. Establishments providing babysitting services are classified in Industry 7299. Head start centers operating in conjunction with elementary schools are classified in Industry 8211.

Residential care (SIC 836). Establishments primarily engaged in the provision of residential social and personal care for children, the elderly, and special categories of persons with some limits on ability for self-care but where medical care is not a major element. Included here are group foster homes; halfway group homes; homes for the retarded, the elderly, the deaf, and the blind; juvenile correctional homes; rehabilitation (residential) centers; and children's boarding homes. Boarding schools providing elementary and secondary education are classified in Industry 8211.

Social services, n.e.c. (SIC 839). Establishments primarily engaged in providing social services, not elsewhere classified, including community improvement, social change, and neighborhood development. Also included are organizations primarily engaged in soliciting contributions on their own account and administering appropriations and allocating funds among other agencies engaged in social welfare services; establishments primarily engaged in the prevention of criminal or antisocial behavior; and regional social service planning agencies. Establishments which raise funds on a contract basis are classified in Industry 7389. Civic, social, fraternal, and political organizations are included

in Major Group 86. Industrial development consulting and planning is classified in Industry 8748. Philanthropic trusts and foundations which are not actually engaged in providing social welfare services are classified in Finance, Industry 6732.

Museums, Art Galleries, and Botanical and Zoological Gardens (SIC Major Group 84)

This major group includes commercial and noncommercial museums, art galleries, arboreta, and botanical and zoological gardens.

Museums and art galleries (SIC 8412). Establishments primarily engaged in the commercial or noncommercial operation of museums and art galleries. Historical, cultural, and educational societies whose functions are primarily providing attractions for the public are included here. Art galleries or art dealers primarily selling to the general public are classified in Retail Trade, Industry 5999.

Arboreta and botanical or zoological gardens (SIC 8422). Establishments primarily engaged in the commercial or noncommercial operation of arboreta and botanical and zoological gardens.

Selected Membership Organizations (SIC's 861, 862, 864, 869)

This group includes organizations operating on a membership basis for the promotion of the interests of their members. Also included are organizations which are not operated on a membership basis but which promote the interests of a constituency or group of supporters. This group does not include business establishments operated by membership organizations, such as hotels open to the general public, golf and country clubs, fraternity and sorority houses, and credit unions. Such establishments are classified according to their primary activity.

Establishments of religious organizations operated for worship or for promotion of religious activities, such as churches, convents, and religious schools and missions, are classified in Industry 8661 and are out of scope of the census. Also excluded are Labor unions and similar labor organizations (Industry 8631) and Political organizations (Industry 8651).

Business associations (SIC 861). Membership organizations engaged in promoting business interests of their members, such as better business bureaus, boards of trade, chambers of commerce, industrial standards committees, merchants' associations, real estate boards, and trade associations. Membership organizations formed to carry out a specific business function, such as common marketing of crops or joint advertising, are classified according to the function performed.

Professional membership organizations (SIC 862). Membership organizations of professional persons formed for the advancement of the interests of their profession, such as bar associations, engineering associations, and scientific membership organizations.

Civic, social, and fraternal associations (SIC 864). Membership organizations engaged in civic, social, or fraternal activities, such as alumni associations, citizens' associations, fraternities, scout organizations, singing societies, university clubs, veterans' organizations, youth associations, and consumer education and public advocacy groups (except organizations primarily engaged in research). Bars and restaurants owned and operated by organizations for use by members and guests only are also classified here. Hotels and lodging houses operated by organizations for use by members and their guests only, including fraternity and sorority houses, are classified in Industry 7041. Membership sports and recreation clubs are classified in Industry 7997. Homeowner, tenant, and condominium associations primarily engaged in managing real estate are classified in Real Estate, Industry 6531.

Membership organizations, n.e.c. (SIC 869). Membership organizations, not elsewhere classified, such as athletic regulatory associations, automobile owners' associations, farm bureaus, historical clubs, and humane societies.

Engineering, Accounting, Research, Management, and Related Services (SIC Major Group 87)

This group includes establishments primarily engaged in providing engineering, architectural, and surveying services; accounting, auditing, and bookkeeping services; research, development, and testing services; and management and public relations services.

Engineering services (SIC 8711). Establishments primarily engaged in providing professional engineering services. Establishments primarily providing and supervising their own engineering staff on temporary contract to other firms are included here. Establishments providing engineering but not supervisory, personnel are classified in Industry 7363. Photogrammetric engineering services are classified in Industry 8713.

Architectural services (SIC 8712). Establishments primarily engaged in providing professional architectural services. Landscape architectural services are classified in Agriculture, Industry 0781. Establishments primarily engaged in providing graphic arts and related design services are classified in Industry 7336, and those providing drafting services are classified in Industry 7389.

Surveying services (SIC 8713). Establishments primarily engaged in providing professional land, water, and aerial surveying services.

Accounting, auditing, and bookkeeping services (SIC 8721). Establishments primarily engaged in furnishing accounting, bookkeeping, and related auditing services. These establishments may use data processing and tabulating techniques as part of providing their services. However,

establishments primarily engaged in providing data processing and tabulating services are classified in Industry 7374. Establishments providing income tax return preparation services, without also furnishing accounting, auditing, or bookkeeping services, are classified in Industry 7291.

Commercial physical and biological research (SIC 8731).

Establishments primarily engaged in physical and biological research and development on a contract or fee basis. Noncommercial research establishments (funded by endowments, grants, or contributions) are classified in Industry 8733. Separate establishments of aircraft, guided missile, or spacecraft manufacturers primarily engaged in research and development on these products are classified in Manufacturing, Major Group 37.

For large geographic areas, data are presented for the following subdivisions of this classification:

1. Commercial physical research.
2. Commercial medical and biological research.

Commercial economic, sociological, and educational research (SIC 8732).

Establishments primarily engaged in performing business, marketing, opinion, and other economic, sociological, and educational research on a contract or fee basis. Noncommercial research establishments (funded by endowments, grants, or contributions) are classified in Industry 8733.

Noncommercial research organizations (SIC 8733). Establishments primarily engaged in performing research into and dissemination of information for public health, education, or general welfare. These establishments primarily operate on funds from endowments, contributions, and grants. Establishments which fund such research, although the actual research may be contracted out to other establishments, are also classified here.

Testing laboratories (SIC 8734). Establishments primarily engaged in providing testing services. Establishments performing clinical laboratory testing for the medical profession are classified in Industry 8071.

Management services (SIC 8741). Establishments primarily engaged in furnishing general or specialized management services on a day to day basis and on a contract or fee basis. Establishments classified here do not provide operating staff. Management and operation of a business, where operating staff as well as management is provided, is classified according to the activity of the establishment managed. Construction management services are classified here.

Management consulting services (SIC 8742). Establishments primarily engaged in furnishing operating counsel and assistance to managements of private, nonprofit, and public organizations. These establishments generally perform a variety of activities, such as strategic and organizational planning; financial planning and budgeting; marketing objectives and policies planning; information systems

planning, evaluation, and selection; human resources policies and practices planning; and production scheduling and control planning.

Public relations services (SIC 8743). Establishments primarily engaged in the preparation of materials, written or spoken, which are designed to promote the interests of their clients by attempting to influence the general public or other groups.

Facilities support management services (SIC 8744).

Establishments primarily engaged in furnishing personnel to perform a range of services in support of the operations of other establishments, or those engaged in providing a number of different continuing services, on a contract or fee basis, within other establishments. Establishments which provide management and staff to operate a business are classified according to the type of activity of the business. Establishments primarily providing one specialized service are classified in the specialized industry. Establishments primarily supplying temporary or continuing help (except agricultural) are classified in Industry 7363. Establishments which provide management services only (except agricultural) are classified in Industry 8741. Computer facilities management is classified in Industry 7376.

Business consulting services, n.e.c. (SIC 8748). Establishments primarily engaged in furnishing business consulting services, not elsewhere classified, on a contract or fee basis. Included are agricultural, economic, educational, and systems engineering consultants as well as city planners and testing services (educational or personnel).

Services, Not Elsewhere Classified (SIC Major Group 89)

Establishments primarily providing services, not elsewhere classified, such as artists (excluding commercial and medical artists), authors, scientific consultants (working on their own account), inventors, lecturers, music arrangers, newspaper columnists, radio commentators, song writers, weather forecasters, and writers.

There is evidence that among small employer establishments (for which kind-of-business information is obtained from administrative records), many service establishments are classified incorrectly in this industry because there is insufficient information to determine the correct kind-of-business classification. Therefore, the published data probably overstate the number of establishments and level of activity for this category.

For large geographic areas, data are presented for the following subdivisions of this classification:

1. Scientific and related consulting services, except environmental.
2. Environmental consulting.
3. Authors, composers, and other arts-related services.
4. Other services, n.e.c.

Appendix B. **Sample Report Form and Instructions**

The sample report form and instructions are shown on the following pages.



Appendix C.

Kind-of-Business Titles and Reporting-Form Numbers

[Listed below are service industries kind-of-business titles and their corresponding reporting-form numbers. Requests for copies of any of these forms, including the inquiries used to classify establishments by kind of business, should be directed to the Services Division, Bureau of the Census, Washington, DC 20233]

SIC code	Title	Reporting form CB-	SIC code	Title	Reporting form CB-
70	HOTELS, ROOMING HOUSES, CAMPS, AND OTHER LODGING PLACES		73	BUSINESS SERVICES—Con.	
7011 pt.	Hotels, 25 guestrooms or more	7001	7377	Computer rental and leasing	7307
7011 pt.	Hotels, less than 25 guestrooms	7001	7378	Computer maintenance and repair	7307
7011 pt.	Motels, tourist courts	7001	7379 pt.	Computer consultants	7307
7011 pt.	Motor hotels	7001	7379 pt.	Miscellaneous computer services, n.e.c.	7307
702	Rooming and boarding houses	7002	7381 pt.	Detective agencies and guard services	7308
7032	Sporting and recreational camps	7002	7381 pt.	Armored car services	7308
7033	Recreational vehicle parks and campsites	7002	7382	Security systems services	7308
704	Organization hotels and lodging houses, on membership basis.....	7002	7383	News syndicates	7308
			7384 pt.	Photofinishing laboratories, except "one-hour" (mini) labs	7303
			7384 pt.	"One-hour" (mini) photofinishing	7303
			7389 pt.	Sign painting shops	7308
72	PERSONAL SERVICES		7389 pt.	Interior designing	7308
7211	Power laundries, family and commercial.....	7201	7389 pt.	Telephone answering services	7308
7212	Garment pressing, and agents for laundries and drycleaners	7201	7389 pt.	Water softening and conditioning services	7308
7213	Linen supply	7201	7389 pt.	Packaging and labeling services	7308
7215 pt.	Coin-operated laundries and drycleaning stores	7201	7389 pt.	Trading stamp services	7308
7215 pt.	Coin-operated laundry routes	7201	7389 pt.	Convention and trade show services	7308
			7389 pt.	Private mail centers	7308
7216	Drycleaning plants, except rug cleaning	7201	7389 pt.	Miscellaneous business services, n.e.c.	7308
7217	Carpet and upholstery cleaning	7201			
7218	Industrial launderers	7201	75	AUTOMOTIVE REPAIR, SERVICES, AND PARKING	
7219	Laundry and garment services, n.e.c.	7201	7513 pt.	Truck rental, without drivers	7501
722	Photographic studios, portrait	7303	7513 pt.	Truck leasing, except finance leasing	7501
723	Beauty shops	7202	7514	Passenger car rental	7501
724	Barber shops	7202	7515	Passenger car leasing	7501
725	Shoe repair shops and shoeshine parlors	7202	7519	Utility trailer and recreational vehicle rental	7501
726	Funeral service and crematories	7202	7521 pt.	Parking lots	7502
7291	Tax return preparation services	7202	7521 pt.	Parking structures	7502
7299 pt.	Massage parlors, tanning salons, and saunas	7202	7532 pt.	Top and body repair shops	7503
7299 pt.	Diet and weight reducing services	7202	7532 pt.	Paint shops	7503
7299 pt.	Formal wear rental	7202	7533	Automotive exhaust system repair shops	7503
7299 pt.	Other personal services, n.e.c.	7202	7534	Tire retreading and repair shops	7503
73	BUSINESS SERVICES		7536	Automotive glass replacement shops	7503
7311	Advertising agencies	7301	7537	Automotive transmission repair shops	7503
7312	Outdoor advertising services	7301	7538 pt.	General automotive repair shops, except diesel	7503
7313 pt.	Radio and television advertising representatives	7301	7538 pt.	Diesel repair shops	7503
7313 pt.	Publishers' advertising representatives	7301	7539 pt.	Radiator repair	7503
7319	Advertising, n.e.c.	7301	7539 pt.	Brake, front end, and wheel alignment	7503
7322	Adjustment and collection services	7302	7539 pt.	Carburetor repair shops	7503
7323	Credit reporting services	7302	7539 pt.	Automotive electrical repair shops	7503
7331 pt.	Mailing list compilers, brokers, and managers	7303	7539 pt.	Other automotive repair shops, n.e.c.	7503
7331 pt.	Direct mail advertising services, except mailing list services	7303	7542	Carwashes	7503
7334 pt.	Blueprinting and photocopying services	7303	7549 pt.	Lubrication shops	7503
7334 pt.	Duplicating services, except printing and photocopying	7303	7549 pt.	Towing services	7503
7335	Commercial photography	7303	7549 pt.	Other automotive services, n.e.c.	7503
7336 pt.	Commercial art	7303			
7336 pt.	Graphic arts and related design	7303	76	MISCELLANEOUS REPAIR SERVICES	
7338	Secretarial and court reporting services	7303	7622	Radio and television repair shops	7600
7342	Disinfecting and pest control services	7304	7623	Refrigeration and air-conditioning service and repair shops.....	7600
7349	Building cleaning and maintenance services, n.e.c.	7304	7629	Electrical and electronic repair shops, n.e.c.	7600
7352	Medical equipment rental and leasing	7305	763	Watch, clock, and jewelry repair.....	7600
7353 pt.	Rental and leasing of heavy construction equipment without operators	7305	764	Reupholstery and furniture repair	7600
7353 pt.	Rental and leasing of heavy construction equipment with operators	7305	7692	Welding repair.....	7600
7359 pt.	Equipment rental, except rent-to-own	7305	7694	Armature rewinding shops	7600
7359 pt.	Equipment leasing, except finance leasing	7305	7699 pt.	Farm machinery and equipment repair	7600
7359 pt.	Rent-to-own	7305	7699 pt.	Lawnmower and other small gasoline engine repair	7600
			7699 pt.	Sewer and septic tank cleaning services	7600
			7699 pt.	Other repair and related services, n.e.c.	7600
7361	Employment agencies	7306	78	MOTION PICTURES	
7363 pt.	Temporary help supply	7306	7812 pt.	Motion picture production, except for television	7801
7363 pt.	Employee leasing	7306	7812 pt.	Motion picture and tape production for television	7801
7363 pt.	Other help supply services	7306	7819	Services allied to motion picture production	7801
7371	Computer programming services	7307	7822 pt.	Motion picture film exchanges	7801
7372	Prepackaged software	7307	7822 pt.	Film and tape distribution for television	7801
7373	Computer integrated systems	7307	7822 pt.	Video tape wholesalers	7801
7374	Computer processing and data preparation and processing services	7307	7829	Services allied to motion picture distribution	7801
7375	Information retrieval services	7307	7832	Motion picture theaters, except drive-in	7802
7376	Computer facilities management services	7307	7833	Drive-in motion picture theaters	7802
			7841	Video tape rental	7803

SIC code	Title	Reporting form CB-	SIC code	Title	Reporting form CB-
79	AMUSEMENT AND RECREATION SERVICES, EXCEPT MOTION PICTURES AND MUSEUMS		81	LEGAL SERVICES	
791	Dance studios, schools, and halls	7903	81 pt.	Offices of lawyers	8100
7922 pt.	Producers of live theatrical productions	7901	81 pt.	Legal aid societies and similar legal services	8100
7922 pt.	Producers of radio and television shows, except tape producers	7901	823, 4,	SELECTED EDUCATIONAL SERVICES	
7922 pt.	Artists' and entertainers' managers or agents, concert bureaus, and booking agents	7901	9		
7922 pt.	Other theatrical services	7901	823	Libraries	8200
7929 pt.	Dance groups and artists	7901	8243	Data processing schools	8200
7929 pt.	Symphony orchestras, opera companies, and chamber music organizations	7901	8244	Business and secretarial schools	8200
7929 pt.	Other music groups and artists	7901	8249	Vocational schools, n.e.c.	8200
7929 pt.	Other entertainers and entertainment groups	7901	829	Schools and educational services, n.e.c.	8200
7933	Bowling centers	7902	83	SOCIAL SERVICES	
7941 pt.	Baseball clubs	7902			
7941 pt.	Football clubs	7902	832	Individual and family social services	8300
7941 pt.	Other professional sports clubs	7902	833	Job training and vocational rehabilitation services	8300
7941 pt.	Managers and promoters	7902	835	Child day care services	8300
7948 pt.	Auto racetrack operation	7902	836	Residential care	8300
7948 pt.	Horse racetrack operation	7902	839	Social services, n.e.c.	8300
7948 pt.	Dog racetrack operation	7902	84	MUSEUMS, ART GALLERIES, AND BOTANICAL AND ZOOLOGICAL GARDENS	
7948 pt.	Racing stables and racing, n.e.c.	7902			
7991 pt.	Physical fitness centers, except gymnasiums and athletic clubs	7903	8412	Museums and art galleries	8400
7991 pt.	Gymnasiums and athletic clubs	7903	8422	Arboreta and botanical or zoological gardens	8400
7992	Public golf courses	7903	86	SELECTED MEMBERSHIP ORGANIZATIONS	
7993	Coin-operated amusement devices	7903			
7996	Amusement parks	7902	861	Business associations	8600
7997	Membership sports and recreation clubs	7903	862	Professional membership organizations	8600
7999 pt.	Concession operators of amusement devices and rides	7903	864	Civic, social, and fraternal associations	8600
7999 pt.	Carnivals and circuses	7903	869	Membership organizations, n.e.c.	8600
7999 pt.	Fairs	7903	87	ENGINEERING, ACCOUNTING, RESEARCH, MANAGEMENT, AND RELATED SERVICES	
7999 pt.	Roller skating rinks	7903			
7999 pt.	Ice skating rinks	7903	8711	Engineering services	8701
7999 pt.	Other amusement and recreation services, n.e.c.	7903	8712	Architectural services	8701
			8713	Surveying services	8701
80	HEALTH SERVICES		8721	Accounting, auditing, and bookkeeping services	8702
			8731 pt.	Commercial physical research	8703
801 pt.	Offices of doctors of medicine	8001	8731 pt.	Commercial medical and biological research	8703
801 pt.	General medical clinics	8001	8732	Commercial economic, sociological, and educational research	8703
802 pt.	Offices of dentists	8002	8733	Noncommercial research organizations	8703
802 pt.	Dental clinics	8002	8734	Testing laboratories	8703
803 pt.	Offices of osteopathic physicians	8001	8741	Management services	8704
803 pt.	Osteopathic clinics	8001			
8041	Offices and clinics of chiropractors	8001	8742	Management consulting services	8704
8042	Offices and clinics of optometrists	8001	8743	Public relations services	8704
8043	Offices and clinics of podiatrists	8001	8744	Facilities support management services	8704
8049	Offices and clinics of health practitioners, n.e.c.	8001	8748	Business consulting services, n.e.c.	8704
8051	Skilled nursing care facilities	8003	89	SERVICES, N.E.C.	
8052	Intermediate care facilities	8003			
8059	Nursing and personal care facilities, n.e.c.	8003	8999 pt.	Scientific and related consulting services, except environmental	8900
8062	General medical and surgical hospitals	8004	8999 pt.	Environmental consulting	8900
8063	Psychiatric hospitals	8004	8999 pt.	Authors, composers, and other arts-related services	8900
8069	Specialty hospitals, except psychiatric	8004	8999 pt.	Other services, n.e.c.	8900
8071	Medical laboratories	8005			
8072	Dental laboratories	8005			
8082	Home health care services	8006			
8092	Kidney dialysis centers	8006			
8093	Specialty outpatient facilities, n.e.c.	8006			
8099	Health and allied services, n.e.c.	8006			

Appendix D. Metropolitan Areas

(Titles and definitions shown for MSA's, CMSA's, and PMSA's are those established by the Office of Management and Budget, as of June 30, 1993)

WYOMING

Casper, WY MSA

Natrona County, WY

Cheyenne, WY MSA

Laramie County, WY

Appendix E.

Percent of Receipts/Revenue Based on Administrative Records and Estimation for the State: 1992

Table E-1. Firms Subject to Federal Income Tax

[Includes only establishments with payroll. For meaning of abbreviations and symbols, and for more information on reliability of data, see introductory text. For explanation of terms and comparability of 1987 and 1992 censuses, see appendix A]

SIC code	Kind of business or operation	Percent of receipts—		SIC code	Kind of business or operation	Percent of receipts—	
		From administrative records ¹	Estimated ²			From administrative records ¹	Estimated ²
	Total	23.6	7.1	73	Business services—Con.		
70 ex. 704	Hotels, rooming houses, camps, and other lodging places (except membership lodging)	8.9	5.5	736	Personnel supply services	17.0	1.7
				7361	Employment agencies	81.5	13.4
				7363	Help supply services	7.7	—
7011	Hotels and motels	7.5	4.7	7363 pt.	Temporary help supply	(D)	(D)
7011 pt.	Hotels	7.7	.5	7363 pt.	Help supply, except temporary	(D)	(D)
7011 pt.	Hotels, 25 guestrooms or more	7.8	.3				
7011 pt.	Hotels, less than 25 guestrooms	5.6	3.6	737	Computer programming, data processing, and other computer related services	39.5	3.1
7011 pt.	Motels, motor hotels, and tourist courts	7.2	8.6	7371, 2, 3	Computer programming, prepackaged software, and integrated systems	70.6	1.8
7011 pt.	Motels, tourist courts	(D)	(D)		Computer programming services	75.0	1.3
7011 pt.	Motor hotels	(D)	(D)	7374, 5, 6	Prepackaged software	—	—
702, 3	Other lodging places	22.1	12.2	7373	Computer integrated systems	—	10.4
702	Rooming and boarding houses	—	62.4	7374, 5, 6	Data processing services	(D)	(D)
703	Camps and recreational vehicle parks	23.6	8.8	7374, 5	Computer processing, information retrieval	22.9	6.0
				7376	Computer facilities management services	(D)	(D)
72	Personal services	10.3	5.3	7377, 8, 9	Computer rental and leasing, maintenance, and related services, n.e.c.	(D)	(D)
721	Laundry, cleaning, and garment services	9.9	11.7	7377	Computer rental and leasing	—	—
7211	Power laundries, family and commercial*	(D)	(D)	7378	Computer maintenance and repair	47.0	—
7213	Linen supply	—	21.0	7379	Computer related services, n.e.c.	(D)	(D)
7215	Coin-operated laundries and drycleaning	(D)	(D)	738	Miscellaneous business services	(D)	(D)
7216	Drycleaning plants, except rug cleaning	17.8	9.6	7381, 2	Detective agencies and protective services	22.9	32.1
7217	Carpet and upholstery cleaning	62.9	6.1	7381	Detective, guard, and armored car services	(D)	(D)
7218	Industrial launderers*	(D)	(D)	7382	Security systems services	(D)	(D)
7212, 9	Other laundry, cleaning, and garment services* ..	67.2	—	7383	News syndicates	(D)	(D)
7212	Garment pressing, and agents for laundries and drycleaners	—	—	7384	Photofinishing laboratories*	(D)	(D)
7219	Laundry and garment services, n.e.c.*	67.2	—	7389	Business services, n.e.c.	(D)	(D)
722	Photographic studios, portrait	(D)	(D)	7389 pt.	Sign painting shops	64.6	23.1
723, 4	Beauty and barber shops	37.8	16.4	7389 pt.	Interior designing	(D)	(D)
723	Beauty shops	(D)	(D)	7389 pt.	Telephone answering services	39.4	20.3
724	Barber shops	(D)	(D)	7389 pt.	Other business services	(D)	(D)
725	Shoe repair shops and shoeshine parlors	(D)	(D)	75	Automotive repair, services, and parking	24.9	8.9
726	Funeral service and crematories	(D)	(D)	751	Automotive rental and leasing, without drivers	(D)	(D)
729	Miscellaneous personal services	(D)	(D)	7513	Truck rental and leasing, without drivers	(D)	(D)
7291	Tax return preparation services	(D)	(D)	7514, 5	Passenger car rental and leasing	1.5	4.5
7299	Miscellaneous personal services, n.e.c.	(D)	(D)	7514	Passenger car rental	1.5	4.5
73	Business services	38.7	10.3	7515	Passenger car leasing	—	—
731	Advertising	34.6	—	7519	Utility trailer and recreational vehicle rental	(D)	(D)
7311	Advertising agencies	(D)	(D)				
7312	Outdoor advertising services	61.2	—	752	Automobile parking	—	—
7313	Radio, television, publishers' advertising representatives	(D)	(D)	753	Automotive repair shops	29.1	10.1
7319	Advertising, n.e.c.	—	—	7532	Top, body, and upholstery repair shops and paint shops	28.2	8.1
732	Consumer credit reporting agencies, mercantile reporting agencies, and adjustment and collection agencies	(D)	(D)	7532 pt.	Top and body repair shops	28.3	7.1
7322	Adjustment and collection services	(D)	(D)	7533	Paint shops	24.7	28.6
7323	Credit reporting services	(D)	(D)	7538 pt.	General automotive repair shops	31.2	13.5
733	Mailing, reproduction, commercial art and photography, and stenographic services	27.2	6.8	7538 pt.	General automotive repair shops, except diesel	(D)	(D)
7331	Direct mail advertising services	(D)	(D)	7533, 4, 6, 7, 9	Diesel repair shops	(D)	(D)
7334	Photocopying and duplicating services	(D)	(D)	7533	Other automotive repair shops	24.0	2.1
7335, 6	Commercial photography, art, and graphics	(D)	(D)	7534	Automotive exhaust system repair shops	34.9	3.6
7335	Commercial photography	(D)	(D)	7536	Tire retreading and repair shops	(D)	(D)
7336	Commercial art and graphic design	65.7	22.0	7537	Automotive glass replacement shops	(D)	(D)
7338	Secretarial and court reporting services	(D)	(D)	7539	Automotive transmission repair shops	47.7	—
734	Services to dwellings and other buildings	59.2	16.8	7539 pt.	Automotive repair shops, n.e.c.	(D)	(D)
7342	Disinfecting and pest control services	(D)	(D)	7539 pt.	Radiator repair	—	—
7349	Building cleaning and maintenance services, n.e.c.	(D)	(D)	7539 pt.	Brake, front end, and wheel alignment	21.3	—
735	Miscellaneous equipment rental and leasing	38.4	11.9	754	Automotive electrical and fuel system services	—	—
7352	Medical equipment rental and leasing	13.2	52.1	7542	Other automotive repair shops, n.e.c.	(D)	(D)
7353	Heavy construction equipment rental and leasing ..	75.7	9.5	7549	Automotive services, except repair	(D)	(D)
7359	Equipment rental and leasing, n.e.c.	27.3	4.7		Carwashes	(D)	(D)
					Automotive services, except repair and carwashes	25.3	9.2

See footnotes at end of table.

Table E-1. Firms Subject to Federal Income Tax—Con.

[Includes only establishments with payroll. For meaning of abbreviations and symbols, and for more information on reliability of data, see introductory text. For explanation of terms and comparability of 1987 and 1992 censuses, see appendix A]

SIC code	Kind of business or operation	Percent of receipts—		SIC code	Kind of business or operation	Percent of receipts—	
		From administrative records ¹	Estimated ²			From administrative records ¹	Estimated ²
76	Miscellaneous repair services	26.4	8.2	80	Health services	28.4	3.9
762	Electrical repair shops	25.3	8.4	801	Offices and clinics of doctors of medicine	39.7	5.2
7622	Radio and television repair shops	29.1	1.6	8011 pt.	Offices of doctors of medicine	(D)	(D)
7623, 9	Other electrical and electronic repair shops	24.1	10.4	8011 pt.	General medical clinics	(D)	(D)
7623	Refrigeration and air-conditioning service and repair shops	(D)	(D)	802	Offices and clinics of dentists	37.0	6.7
7629	Electrical and electronic repair shops, n.e.c.	(D)	(D)	803	Offices and clinics of doctors of osteopathy	16.3	—
				804	Offices and clinics of other health practitioners	37.0	4.2
763	Watch, clock, and jewelry repair	(D)	(D)	8041	Offices and clinics of chiropractors	44.1	1.4
764	Reupholstery and furniture repair	(D)	(D)	8042	Offices and clinics of optometrists	31.7	4.5
				8043	Offices and clinics of podiatrists	71.8	—
				8049	Offices and clinics of health practitioners, n.e.c. ..	36.4	7.0
				805	Nursing and personal care facilities	(D)	(D)
769	Miscellaneous repair and related services	(D)	(D)	8051	Skilled nursing care facilities	(D)	(D)
7692	Welding repair	23.7	12.1	8052	Intermediate care facilities	(D)	(D)
7694	Armature rewinding shops	1.0	—	8059	Nursing and personal care facilities, n.e.c.	—	—
7699	Repair shops and related services, n.e.c.	(D)	(D)	806	Hospitals	(D)	(D)
				8062	General medical and surgical hospitals	(D)	(D)
78, 79, 84	Amusement and recreation services, including motion pictures and museums	27.2	8.6	8063, 9	Specialty hospitals	(D)	(D)
				807, 8, 9	Other health services	(D)	(D)
781, 2	Motion picture production, distribution, and services ..	(D)	(D)	807	Medical and dental laboratories	9.6	—
				8071	Medical laboratories	5.4	—
				8072	Dental laboratories	24.0	—
783	Motion picture theaters	(D)	(D)	808	Home health care services	15.8	.3
7832	Motion picture theaters, except drive-in	(D)	(D)	809	Miscellaneous health and allied services, n.e.c.	(D)	(D)
7833	Drive-in motion picture theaters	—	—	8092	Kidney dialysis centers	(D)	(D)
				8093	Specialty outpatient facilities, n.e.c.	65.7	—
				8099	Health and allied services, n.e.c.	(D)	(D)
				81	Legal services	35.5	12.1
784	Video tape rental	29.9	13.6	823, 4, 9	Selected educational services	5.4	25.6
				823	Libraries	—	—
792	Theatrical producers (except motion picture), bands, orchestras, and entertainers	(D)	(D)	824	Vocational schools	—	21.0
7922	Theatrical producers (except motion picture) and miscellaneous theatrical services	(D)	(D)	829	Schools and educational services, n.e.c.	26.1	43.0
7929	Bands, orchestras, actors, and other entertainers and entertainment groups	91.8	8.2	83	Social services	18.9	20.6
				835	Child day care services	39.5	14.5
				832, 3, 6, 9	Other social services	1.9	25.6
793	Bowling centers	27.6	2.0	87 ex. 8733	Engineering, accounting, research, management, and related services (except noncommercial research organizations)	25.5	7.1
79 ex. 792, 3; 84	Commercial sports and other amusement and recreation services, including museums	27.2	9.0	871	Engineering, architectural, and surveying services ..	21.2	4.7
794	Commercial sports	(D)	(D)	8711	Engineering services	21.3	4.6
7941	Professional sports clubs, managers, promoters	(D)	(D)	8712	Architectural services	25.7	4.1
7948	Racing, including track operation	(D)	(D)	8713	Surveying services	15.5	5.9
79 ex. 792, 3, 4; 84	Other amusement and recreation services, including museums	(D)	(D)	872	Accounting, auditing, and bookkeeping services	(D)	(D)
791	Dance studios, schools, and halls	(D)	(D)	873 ex. 8733	Research, development, and testing services (except noncommercial research organizations) ...	(D)	(D)
7991	Physical fitness facilities	24.3	21.2	8731	Commercial physical and biological research	11.1	68.4
7992	Public golf courses	(D)	(D)	8732	Commercial economic, sociological, and educational research	14.9	46.5
7993	Coin-operated amusement devices	(D)	(D)	8734	Testing laboratories	(D)	(D)
7996	Amusement parks	—	—	874	Management and public relations services	36.2	9.0
7997	Membership sports and recreation clubs	41.8	4.7	8741	Management services	(D)	(D)
7999, 84	Amusement and recreation services, including museums, n.e.c.	(D)	(D)	8742	Management consulting services	35.9	10.3
7999 pt.	Concession operators of amusement devices and rides	(D)	(D)	8743	Public relations services	(D)	(D)
7999 pt.	Carnivals, circuses, and fairs	(D)	(D)	8744	Facilities support management services	(D)	(D)
7999 pt., 84	Other recreation and amusements, including museums	27.8	10.2	8748	Business consulting services, n.e.c.	19.1	—
				89	Services, n.e.c.	8.8	9.2

¹Includes receipts information obtained from administrative records of other Federal agencies.

²Includes receipts information which was imputed based on historic company ratios or administrative records or on industry averages.

Table E-2. Firms Exempt From Federal Income Tax

[Includes only establishments with payroll. For meaning of abbreviations and symbols, and for more information on reliability of data, see introductory text. For explanation of terms and comparability of 1987 and 1992 censuses, see appendix A]

SIC code	Kind of business or operation	Percent of revenue—		SIC code	Kind of business or operation	Percent of revenue—	
		From administrative records ¹	Estimated ²			From administrative records ¹	Estimated ²
	Total	6.4	4.5	823, 4, 9	Selected educational services	(D)	(D)
7032, 704	Camps and membership lodging	(D)	(D)	83	Social services	19.8	12.6
792,	Selected amusement, recreation, and related			835	Child day care services	15.5	21.1
7991 pt.,	services	6.8	2.1	832, 3, 6, 9	Other social services	20.3	11.6
7997,				832	Individual and family social services	22.9	17.5
7999 pt.,				833	Job training and vocational rehabilitation services7	1.2
84				836	Residential care	9.5	16.5
8011 pt.;	Selected health services3	.5	839	Social services, n.e.c.	57.0	8.1
8021 pt.;				861, 2, 4, 9	Selected membership organizations	30.3	24.5
805, 6,				861	Business associations	18.8	12.3
8, 9	Clinics of doctors of medicine and dentists	(D)	(D)	864	Civic, social, and fraternal associations	38.5	31.8
8011 pt.,	Nursing and personal care facilities	—	—	862, 9	Other membership organizations	20.1	19.5
805				873, 4 ex.	Research, testing, and consulting services, except		
806	Hospitals	—	—	8744	facilities support management services	(D)	(D)
8062	General medical and surgical hospitals	(D)	(D)	873	Research, development, and testing services	(D)	(D)
8063, 9	Specialty hospitals	(D)	(D)	874 ex.	Management and public relations services, except		
				8744	facilities support management services	(D)	(D)
808, 9	Other health services	(D)	(D)				
8111 pt.	Legal aid societies and similar legal services	(D)	(D)				

¹Includes revenue information obtained from administrative records of other Federal agencies.

²Includes revenue information which was imputed based on historic company ratios or administrative records or on industry averages.

Appendix F. Geographic Notes

WYOMING

There are no geographic notes for the State of Wyoming.

Appendix G.

Establishments in Business Any Time During Year and Establishments in Business at End of Year for the State: 1992 and 1987

Table G-1. **Firms Subject to Federal Income Tax**

[Includes only establishments with payroll. For meaning of abbreviations and symbols, see introductory text. For explanation of terms and comparability of 1987 and 1992 censuses, see appendix A]

SIC code	Kind of business or operation	Establishments in business—			
		Any time during year		At end of year	
		1992	1987	1992	1987
	Total	4 136	3 802	3 801	3 470
70 ex. 704	Hotels, rooming houses, camps, and other lodging places (except membership lodging)	483	454	446	414
	Hotels and motels.....	379	366	346	330
7011 pt.	Hotels.....	128	85	115	75
7011 pt.	Hotels, 25 guestrooms or more.....	89	57	83	50
7011 pt.	Hotels, less than 25 guestrooms.....	39	28	32	25
7011 pt.	Motels, motor hotels, and tourist courts.....	251	281	231	255
7011 pt.	Motels, tourist courts.....	227	249	208	228
7011 pt.	Motor hotels.....	24	32	23	27
702, 3	Other lodging places.....	104	88	100	84
702	Rooming and boarding houses.....	8	7	5	7
703	Camps and recreational vehicle parks.....	96	81	95	77
72	Personal services	393	376	349	336
721	Laundry, cleaning, and garment services.....	97	87	87	79
7211	Power laundries, family and commercial*.....	2	5	2	3
7213	Linen supply*.....	6	6	6	6
7215	Coin-operated laundries and drycleaning.....	28	28	26	26
7216	Drycleaning plants, except rug cleaning*.....	35	27	30	25
7217	Carpet and upholstery cleaning.....	19	13	16	12
7218	Industrial launderers*.....	3	2	3	2
7212, 9	Other laundry, cleaning, and garment services*.....	4	6	4	5
722	Photographic studios, portrait.....	24	23	24	19
723, 4	Beauty and barber shops.....	189	193	167	175
723	Beauty shops.....	185	183	163	165
724	Barber shops.....	4	10	4	10
725	Shoe repair shops and shoeshine parlors.....	4	6	3	5
726	Funeral service and crematories.....	25	27	24	26
729	Miscellaneous personal services.....	54	40	44	32
7291	Tax return preparation services.....	23	16	21	14
7299	Miscellaneous personal services, n.e.c.....	31	24	23	18
73	Business services	504	420	453	366
731	Advertising.....	20	13	18	11
7311	Advertising agencies.....	12	8	11	6
7312	Outdoor advertising services.....	3	2	2	2
7313	Radio, television, publishers' advertising representatives.....	5	2	5	2
7319	Advertising, n.e.c.....	-	1	-	1
732	Consumer credit reporting agencies, mercantile reporting agencies, and adjustment and collection agencies.....	19	26	18	24
7322	Adjustment and collection services.....	13	15	13	13
7323	Credit reporting services.....	6	11	5	11
733	Mailing, reproduction, commercial art and photography, and stenographic services.....	42	28	36	25
7331	Direct mail advertising services.....	2	1	2	1
7334	Photocopying and duplicating services.....	7	6	7	6
7335, 6	Commercial photography, art, and graphics.....	16	7	11	5
7335	Commercial photography.....	6	2	4	2
7336	Commercial art and graphic design.....	10	5	7	3
7338	Secretarial and court reporting services.....	17	14	16	13
734	Services to dwellings and other buildings.....	130	98	112	87
7342	Disinfecting and pest control services.....	1	5	1	5
7349	Building cleaning and maintenance services, n.e.c.....	129	93	111	82
735	Miscellaneous equipment rental and leasing.....	100	96	94	81
7352	Medical equipment rental and leasing.....	19	10	17	9
7353	Heavy construction equipment rental and leasing.....	18	12	18	12
7359	Equipment rental and leasing, n.e.c.....	63	74	59	60
736	Personnel supply services.....	32	27	29	25
7361	Employment agencies.....	12	10	10	9
7363	Help supply services.....	20	17	19	16

See footnotes at end of table.

Table G-1. Firms Subject to Federal Income Tax—Con.

[Includes only establishments with payroll. For meaning of abbreviations and symbols, see introductory text. For explanation of terms and comparability of 1987 and 1992 censuses, see appendix A]

SIC code	Kind of business or operation	Establishments in business—			
		Any time during year		At end of year	
		1992	1987	1992	1987
78, 79, 84	Amusement and recreation services, including motion pictures and museums—Con.				
79 ex. 792, 3, 84	Commercial sports and other amusement and recreation services, including museums	220	179	204	170
794	Commercial sports	2	2	2	2
7941	Professional sports clubs, managers, promoters	1	1	1	1
7948	Racing, including track operation	1	1	1	1
79 ex. 792, 3, 4; 84	Other amusement and recreation services, including museums	218	177	202	168
791	Dance studios, schools, and halls	6	5	6	5
7991	Physical fitness facilities	25	19	20	17
7992	Public golf courses	7	7	7	6
7993	Coin-operated amusement devices	17	18	16	18
7996	Amusement parks	—	—	—	—
7997	Membership sports and recreation clubs	16	30	16	28
7999, 84	Amusement and recreation services, including museums, n.e.c.	147	98	137	94
80	Health services.....	713	734	683	693
801	Offices and clinics of doctors of medicine	294	335	281	319
8011 pt.	Offices of doctors of medicine	289	328	277	313
8011 pt.	General medical clinics.....	5	7	4	6
802	Offices and clinics of dentists	202	217	194	205
803	Offices and clinics of doctors of osteopathy	10	8	10	7
804	Offices and clinics of other health practitioners	137	123	131	116
8041	Offices and clinics of chiropractors	41	41	38	35
8042	Offices and clinics of optometrists	54	56	53	56
8043	Offices and clinics of podiatrists.....	5	8	5	7
8049	Offices and clinics of health practitioners, n.e.c.	37	18	35	18
805	Nursing and personal care facilities	17	12	17	10
8051	Skilled nursing care facilities	16	12	16	10
8052	Intermediate care facilities	1	—	1	—
8059	Nursing and personal care facilities, n.e.c.	—	—	—	—
806	Hospitals	4	4	4	3
807, 8, 9	Other health services	49	35	46	33
807	Medical and dental laboratories	24	21	23	21
8071	Medical laboratories	10	8	10	8
8072	Dental laboratories	14	13	13	13
808	Home health care services	17	7	15	6
809	Miscellaneous health and allied services, n.e.c.	8	7	8	6
8092	Kidney dialysis centers	2	—	2	—
8093	Specialty outpatient facilities, n.e.c.	3	6	3	5
8099	Health and allied services, n.e.c.	3	1	3	1
81	Legal services.....	336	316	312	292
823, 4, 9	Selected educational services.....	14	10	13	10
823	Libraries	—	—	—	—
824	Vocational schools	7	4	6	4
829	Schools and educational services, n.e.c.	7	6	7	6
83	Social services	118	102	99	91
835	Child day care services	88	81	72	72
832, 3, 6, 9	Other social services.....	30	21	27	19
87 ex. 8733	Engineering, accounting, research, management, and related services (except noncommercial research organizations)	485	465	454	423
871	Engineering, architectural, and surveying services	175	177	170	160
8711	Engineering services	109	109	106	98
8712	Architectural services	29	34	29	31
8713	Surveying services.....	37	34	35	31
872	Accounting, auditing, and bookkeeping services	184	195	169	181
873 ex. 8733	Research, development, and testing services (except noncommercial research organizations)	42	28	38	27
8731	Commercial physical and biological research	5	4	4	4
8732	Commercial economic, sociological, and educational research	8	10	7	9
8734	Testing laboratories	29	14	27	14
874	Management and public relations services	84	65	77	55
8741	Management services	30	26	28	23
8742	Management consulting services	35	25	32	20
8743	Public relations services	7	8	6	8
8744	Facilities support management services	1	—	1	—
8748	Business consulting services, n.e.c.	11	6	10	4
89	Services, n.e.c.	47	43	45	38

Table G-1. Firms Subject to Federal Income Tax—Con.

[Includes only establishments with payroll. For meaning of abbreviations and symbols, see introductory text. For explanation of terms and comparability of 1987 and 1992 censuses, see appendix A]

SIC code	Kind of business or operation	Establishments in business—			
		Any time during year		At end of year	
		1992	1987	1992	1987
78, 79, 84	Amusement and recreation services, including motion pictures and museums—Con.				
79 ex. 792, 3, 84	Commercial sports and other amusement and recreation services, including museums	220	179	204	170
794	Commercial sports	2	2	2	2
7941	Professional sports clubs, managers, promoters	1	1	1	1
7948	Racing, including track operation	1	1	1	1
79 ex. 792, 3, 4; 84	Other amusement and recreation services, including museums	218	177	202	168
791	Dance studios, schools, and halls	6	5	6	5
7991	Physical fitness facilities	25	19	20	17
7992	Public golf courses	7	7	7	6
7993	Coin-operated amusement devices	17	18	16	18
7996	Amusement parks	—	—	—	—
7997	Membership sports and recreation clubs	16	30	16	28
7999, 84	Amusement and recreation services, including museums, n.e.c.	147	98	137	94
80	Health services.....	713	734	683	693
801	Offices and clinics of doctors of medicine	294	335	281	319
8011 pt.	Offices of doctors of medicine	289	328	277	313
8011 pt.	General medical clinics.....	5	7	4	6
802	Offices and clinics of dentists	202	217	194	205
803	Offices and clinics of doctors of osteopathy	10	8	10	7
804	Offices and clinics of other health practitioners	137	123	131	116
8041	Offices and clinics of chiropractors	41	41	38	35
8042	Offices and clinics of optometrists	54	56	53	56
8043	Offices and clinics of podiatrists.....	5	8	5	7
8049	Offices and clinics of health practitioners, n.e.c.	37	18	35	18
805	Nursing and personal care facilities	17	12	17	10
8051	Skilled nursing care facilities	16	12	16	10
8052	Intermediate care facilities	1	—	1	—
8059	Nursing and personal care facilities, n.e.c.	—	—	—	—
806	Hospitals	4	4	4	3
807, 8, 9	Other health services	49	35	46	33
807	Medical and dental laboratories	24	21	23	21
8071	Medical laboratories	10	8	10	8
8072	Dental laboratories	14	13	13	13
808	Home health care services	17	7	15	6
809	Miscellaneous health and allied services, n.e.c.	8	7	8	6
8092	Kidney dialysis centers	2	—	2	—
8093	Specialty outpatient facilities, n.e.c.	3	6	3	5
8099	Health and allied services, n.e.c.	3	1	3	1
81	Legal services.....	336	316	312	292
823, 4, 9	Selected educational services.....	14	10	13	10
823	Libraries	—	—	—	—
824	Vocational schools	7	4	6	4
829	Schools and educational services, n.e.c.	7	6	7	6
83	Social services	118	102	99	91
835	Child day care services	88	81	72	72
832, 3, 6, 9	Other social services.....	30	21	27	19
87 ex. 8733	Engineering, accounting, research, management, and related services (except noncommercial research organizations)	485	465	454	423
871	Engineering, architectural, and surveying services	175	177	170	160
8711	Engineering services	109	109	106	98
8712	Architectural services	29	34	29	31
8713	Surveying services.....	37	34	35	31
872	Accounting, auditing, and bookkeeping services	184	195	169	181
873 ex. 8733	Research, development, and testing services (except noncommercial research organizations)	42	28	38	27
8731	Commercial physical and biological research	5	4	4	4
8732	Commercial economic, sociological, and educational research	8	10	7	9
8734	Testing laboratories	29	14	27	14
874	Management and public relations services	84	65	77	55
8741	Management services	30	26	28	23
8742	Management consulting services	35	25	32	20
8743	Public relations services	7	8	6	8
8744	Facilities support management services	1	—	1	—
8748	Business consulting services, n.e.c.	11	6	10	4
89	Services, n.e.c.	47	43	45	38

Table G-2. Firms Exempt From Federal Income Tax

[Includes only establishments with payroll. For meaning of abbreviations and symbols, see introductory text. For explanation of terms and comparability of 1987 and 1992 censuses, see appendix A]

SIC code	Kind of business or operation	Establishments in business—			
		Any time during year		At end of year	
		1992	1987	1992	1987
	Total	737	640	705	616
7032, 704	Camps and membership lodging	13	13	12	13
792, 7991 pt., 7997, 7999 pt., 84	Selected amusement, recreation, and related services	45	30	44	30
792	Theatrical producers (except motion picture), bands, orchestras, and entertainers	4	2	4	2
7991 pt., 7997	Gymnasiums, athletic clubs, and membership sports and recreation clubs	28	18	27	18
7999 pt. 84	Fairs	2	1	2	1
	Museums, art galleries, and botanical and zoological gardens	11	9	11	9
8011 pt.; 8021 pt.; 805, 6, 8, 9	Selected health services	76	80	72	77
8011 pt., 8021 pt. 805	Clinics of doctors of medicine and dentists	5	8	5	8
806	Nursing and personal care facilities	8	13	7	13
	Hospitals	29	29	26	28
808, 9	Other health services	34	30	34	28
808	Home health care services	11	8	11	8
809	Miscellaneous health and allied services, n.e.c.	23	22	23	20
8111 pt.	Legal aid societies and similar legal services	5	4	4	4
823, 4, 9	Selected educational services	21	14	21	14
83	Social services	274	212	270	209
835	Child day care services	63	51	60	49
832, 3, 6, 9	Other social services.....	211	161	210	160
861, 2, 4, 9	Selected membership organizations	291	275	270	259
861	Business associations	66	47	64	47
864	Civic, social, and fraternal associations	178	175	161	160
862, 9	Other membership organizations	47	53	45	52
873, 4 ex. 8744	Research, testing, and consulting services, except facilities support management services	12	12	12	10
873	Research, development, and testing services	8	10	8	9
8731	Commercial physical and biological research	1	1	1	1
8732	Commercial economic, sociological, and educational research	1	—	1	—
8733	Noncommercial research organizations	6	9	6	8
8734	Testing laboratories	—	—	—	—
874 ex. 8744	Management and public relations services, except facilities support management services	4	2	4	1

Publication Program

1992 CENSUS OF SERVICE INDUSTRIES

Publications of the 1992 Census of Service Industries containing data on service industries establishments in the United States are described below. Publication order forms for specific reports may be obtained from any Department of Commerce district office or from Data User Services Division, Customer Services, Bureau of the Census, Washington, DC 20233-8300. The first results were issued in press releases. Final detailed statistics are issued in separate paperbound reports and compact disc-read only memory (CD-ROM).

Final Reports

Geographic area series—52 reports (SC92-A-1 to -52)

A separate paperbound report containing data for establishments with payroll is published for each State, the District of Columbia, and the United States. For establishments of firms subject to Federal income tax, each State report presents general statistics on number of establishments, receipts, payroll, and employment, by varied service classifications, for the State, metropolitan areas (MA's), counties, and places with 350 service establishments or more, by kind of business. Greater kind-of-business detail is shown for larger areas. In addition, for places with 2,500 inhabitants or more and for all counties, statistics are provided on number of establishments and receipts for 10 major kind-of-business groups. For establishments of firms exempt from Federal income tax, each State report presents statistics on number of establishments, revenue, payroll, and employment by varied service classifications, for the State and MA's. Greater kind-of-business detail is shown for larger areas.

The United States Summary report presents data for the United States as a whole for establishments with payroll of firms subject to Federal income tax, as well as those exempt from Federal income tax, for detailed kind-of-business classifications. Statistics on number of establishments and receipts/ revenue are also shown for States and MA's by kind of business.

For each State, the District of Columbia, and the United States, 1992 data are provided on receipts/ revenue and employees per establishment and on receipts/ revenue and payroll per employee. Comparative statistics showing percent changes in receipts/ expenses and payroll between 1987 and 1992 also are shown.

Nonemployer statistics series—1 report (SC92-N-1)

This report includes data by kind of business for all establishments, establishments with payroll, and establishments without payroll for the United States and States. Also presented are statistics for establishments without payroll including number of establishments and receipts/ revenue by varied service classifications for MA's.

Similar data for counties and places with 2,500 inhabitants or more are available on electronic media only.

Subject series—5 reports (SC92-S-1 to -5)

The *Establishment and Firm Size* report (SC92-S-1) presents data for establishments with payroll, based on size of establishment, size of company or firm, and legal form of organization. Establishment statistics are presented by receipts/ revenue size and by employment size; statistics for firms, by receipts/ revenue size (including concentration by largest firms), by employment size, and by number of establishments operated (single units and multiunits). Statistics are presented by kind of business on the number of establishments, receipts/ revenue, payroll, and employment for the United States.

The *Capital Expenditures, Depreciable Assets, and Operating Expenses* report (SC92-S-2) presents data for firms with payroll for the United States by major kind of business. Operating expenses include annual payroll, supplemental labor costs, purchased services, etc. Receipts data also are provided.

Three other reports (*Hotels, Motels, and Other Lodging Places* (SC92-S-3), *Sources of Receipts or Revenue* (SC92-S-4), and *Miscellaneous Subjects* (SC92-S-5)) present data for the United States as a whole and, where feasible, for States and MA's.

Electronic Media

All data included in the printed reports are available on CD-ROM. The CD-ROM's provide the same information found in the final reports as well as additional information not published in the final reports, such as ZIP Code statistics available from series SC92-Z, and nonemployer data for counties and places from series SC92-N. Electronic media products are available for users who wish to summarize, rearrange, or process large amounts of data. These products, with corresponding technical documentation, are sold by Data User Services Division, Customer Services, Bureau of the Census, Washington, DC 20233-8300.

OTHER ECONOMIC CENSUS REPORTS

Data on retail trade, wholesale trade, financial, insurance, real estate, construction industries, manufactures, mineral industries, transportation, communications, utilities, enterprise statistics, minority-owned business enterprises, and women-owned businesses also are available from the 1992 Economic Census. A separate series of reports covers the census of outlying areas—Puerto Rico, Virgin Islands of the United States, Guam, and the Northern Marianas. Separate announcements describing these reports are available free of charge from Data User Services Division, Customer Services, Bureau of the Census, Washington, DC 20233-8300.