

# 1992

# Census of

# Service Industries


---

SC92-A-47

GEOGRAPHIC AREA SERIES

# Virginia

---



# 1992 Census of Service Industries

---

SC92-A-47

GEOGRAPHIC AREA SERIES

# Virginia

---

Issued December 1994



**U.S. Department of Commerce**  
**Ronald H. Brown**, Secretary  
**David J. Barram**, Deputy Secretary

**Economics and Statistics Administration**  
**Everett M. Ehrlich**, Under Secretary  
for Economic Affairs

**BUREAU OF THE CENSUS**  
**Martha Farnsworth Riche**, Director

---

## Acknowledgments

Many persons participated in the various activities of the 1992 Census of Service Industries. The overall planning and review of the census operations were performed by the Economic Census Staff of the Economic Planning and Coordination Division.

This report was prepared in the Services Division. **Bobby E. Russell**, Assistant Chief for Census Programs, was responsible for the overall planning, management, and coordination of the census of service industries. Planning and implementation were under the direction of **Jack B. Moody**, Chief, Service Census Branch, with primary staff assistance by **Jack R. Drago**, **Barbara S. Tinari**, **Kirk K. Degler**, **Joseph R. Fuller**, **Susan G. Baker**, **Deborah M. Stempowski**, **Brian D. Gregory**, **Theresa L. Steele**, **Chris E. Blackburn**, **Gary R. Rice**, **M. Craig Schadt**, **Arthur B. Stewart**, **Sandra K. Byrd**, and **Evelyn D. Butler**.

Systems and procedures for mailout, receipt, correspondence, data input, industry classification, other clerical processing, administrative record processing, quality control, and the associated electronic computer programs, were developed in the Economic Planning and Coordination Division.

Mailout preparation and receipt operations, clerical and analytical review activities, data keying, and geocoding review were performed by the staff of the Data Preparation Division, **Judith N. Petty**, Acting Chief.

Geographic coding procedures and associated computer programs were developed by the staff of the Geography Division.

The computer processing systems were developed and coordinated in the Economic Statistical Methods and Programming Division, **Charles P. Pautler, Jr.**, Chief. **H. Ray Dennis**, Assistant Chief for Business Programs, was responsible for design and implementation of the computer systems. The computer programs were prepared under the supervision of **William C. Wester**, Chief, Business Census Branch, and **Steven G. McCraith**, Chief, Utilities and Financial Census Branch, assisted by **Jeffrey S. Rosen**, **Barbara L. Lambert**, **Jacqueline R. Sellers**, and **Tsung C. Chu**. Additional programming assistance was provided by **Robert S. Jewett**.

Computer processing was performed in the Computer Services Division, **Marvin D. Raines**, Chief.

The staff of the Administrative and Publications Services Division, **Walter C. Odom**, Chief, performed planning, design, composition, editorial review, and printing planning and procurement for publications and report forms. **Margaret A. Smith** provided publication coordination and editing.

Special acknowledgment is also due the many businesses whose cooperation has contributed to the publication of these data.

**If you have any questions concerning the statistics in this report, call 301-763-7039.**



**Economics and Statistics  
Administration**

**Everett M. Ehrlich**, Under Secretary  
for Economic Affairs



**BUREAU OF THE CENSUS**

**Martha Farnsworth Riche**, Director  
**Harry A. Scarr**, Deputy Director

**Paula J. Schneider**, Principal Associate  
Director for Programs

**Thomas L. Mesenbourg**, Acting Associate  
Director for Economic Programs

**Thomas L. Mesenbourg**, Assistant Director  
for Economic Programs

**ECONOMIC PLANNING AND COORDINATION  
DIVISION**

**John P. Govoni**, Chief

**SERVICES DIVISION**

**Carole A. Ambler**, Chief

# Introduction to the Economic Census

## PURPOSES AND USES OF THE ECONOMIC CENSUS

The economic census is the major source of facts about the structure and functioning of the Nation's economy. It provides essential information for government, business, industry, and the general public.

The economic census furnishes an important part of the framework for such composite measures as the gross domestic product, input/output measures, production and price indexes, and other statistical series that measure short-term changes in economic conditions.

Policymaking agencies of the Federal Government use the data, especially in monitoring economic activity and providing assistance to business.

State and local governments use the data to assess business activities and tax bases within their jurisdictions and to develop programs to attract business.

Trade associations study trends in their own and competing industries and keep their members informed of market changes.

Individual businesses use the data to locate potential markets and to analyze their own production and sales performance relative to industry or area averages.

## AUTHORITY AND SCOPE

Title 13 of the United States Code (sections 131, 191, and 224) directs the Census Bureau to take the economic census every 5 years, covering years ending in 2 and 7. The 1992 Economic Census consists of the following eight censuses:

- Census of Retail Trade
- Census of Wholesale Trade
- Census of Service Industries
- Census of Financial, Insurance, and Real Estate Industries
- Census of Transportation, Communications, and Utilities
- Census of Manufactures
- Census of Mineral Industries
- Census of Construction Industries

Special programs also cover enterprise statistics and minority-owned and women-owned businesses. (The 1992 Census of Agriculture and 1992 Census of Governments are conducted separately.) The next economic census is scheduled to be taken in 1998 covering the year 1997.

## AVAILABILITY OF THE DATA

The results of the economic census are available in printed reports for sale by the U.S. Government Printing Office and on compact discs for sale by the Census Bureau. Order forms for all types of products are available on request from Customer Services, Bureau of the Census, Washington, DC 20233-8300. A more complete description of publications being issued from this census is on the inside back cover of this document.

Census facts are also widely disseminated by trade associations, business journals, and newspapers. Volumes containing census statistics are available in most major public and college libraries. Finally, State data centers in every State as well as business and industry data centers in many States also supply economic census statistics.

## WHAT'S NEW IN 1992

The 1992 Economic Census covers more of the economy than any previous census. New for 1992 are data on communications, utilities, financial, insurance, and real estate, as well as coverage of more transportation industries. The economic, agriculture, and governments censuses now collectively cover nearly 98 percent of all economic activity.

Among other changes, new 1992 definitions affect the boundaries of about a third of all metropolitan areas. Also, the Survey of Women-Owned Businesses has now been expanded to include all corporations.

## HISTORICAL INFORMATION

The economic census has been taken as an integrated program at 5-year intervals since 1967 and before that for 1963, 1958, and 1954. Prior to that time, the individual subcomponents of the economic census were taken separately at varying intervals.

The economic census traces its beginnings to the 1810 Decennial Census, when questions on manufacturing were included with those for population. Coverage of economic activities was expanded for 1840 and subsequent censuses to include mining and some commercial activities. In 1902, Congress established a permanent Census Bureau and directed that a census of manufactures be taken every 5 years. The 1905 Manufactures Census was the first time a census was taken apart from the regular every-10-year population census.

The first census of business was taken in 1930, covering 1929. Initially it covered retail and wholesale trade and construction industries, but it was broadened in 1933 to include some of the service trades.

The 1954 Economic Census was the first census to be fully integrated—providing comparable census data across economic sectors, using consistent time periods, concepts, definitions, classifications, and reporting units. It was the first census to be taken by mail, using lists of firms provided by the administrative records of other Federal agencies. Since 1963, administrative records also have been used to provide basic statistics for very small firms, reducing or eliminating the need to send them census questionnaires. The Enterprise Statistics Program, which publishes combined data from the economic census, was made possible with the implementation of the integrated census program in 1954.

The range of industries covered in the economic censuses has continued to expand. The census of construction industries began on a regular basis in 1967, and the scope of service industries was broadened in 1967, 1977, and 1987. The census of transportation began in 1963 as a set of surveys covering travel, transportation of commodities, and trucks, but expanded in 1987 to cover business establishments in several transportation industries. For 1992, these statistics are incorporated into a broadened census of transportation, communications, and utilities. Also new for 1992 is the census of financial, insurance, and real estate industries. This is part of a gradual expansion in coverage of industries previously subjected to government regulation.

The Survey of Minority-Owned Business Enterprises was first conducted as a special project in 1969 and was incorporated into the economic census in 1972 along with the Survey of Women-Owned Businesses.

An economic census has also been taken in Puerto Rico since 1909, in the Virgin Islands of the United States and Guam since 1958, and in the Commonwealth of the Northern Mariana Islands since 1982.

Statistical reports from the 1987 and earlier censuses provide historical figures for the study of long-term time series and are available in some large libraries. All of the census data published since 1967 are still available for sale on microfiche from the Census Bureau.

## AVAILABILITY OF MORE FREQUENT ECONOMIC DATA

While the census provides complete enumerations every 5 years, there are many needs for more frequent data as well. The Census Bureau conducts a number of monthly, quarterly, and annual surveys, with the results appearing in publication series such as Current Business Reports (retail and wholesale trade and service industries), the Annual Survey of Manufactures, Current Industrial Reports, and the Quarterly Financial Report. Most of these surveys, while providing more frequent observations, yield less kind-of-business and geographic detail than the census. The County Business Patterns program offers annual statistics on the number of establishments, employment, and payroll classified by industry within each county.

## SOURCES FOR MORE INFORMATION

More information about the scope, coverage, classification system, data items, and publications for each of the economic censuses and related surveys is published in the *Guide to the 1992 Economic Census and Related Statistics*. More information on the methodology, procedures, and history of the census will be published in the *History of the 1992 Economic Census*. Contact Customer Services for information on availability.

# Census of Service Industries

## GENERAL

The 1992 Census of Service Industries, part of the 1992 Economic Census, covered service industries as defined in Division I of the *Standard Industrial Classification Manual: 1987*<sup>1</sup> (SIC), except Elementary and Secondary Schools (SIC 821), Colleges, Universities, Professional Schools, and Junior Colleges (SIC 822), Labor Unions and Similar Labor Organizations (SIC 863), Political Organizations (SIC 865), Religious Organizations (SIC 866), and Private Households (SIC 881). The census also excluded governmental establishments classified in the covered industries, except for government-operated hospitals which were included.

Data are presented for establishments in the following classifications:

SIC code	Title
70	Hotels, rooming houses, camps, and other lodging places
72	Personal services
73	Business services
75	Automotive repair, services, and parking
76	Miscellaneous repair services
78	Motion pictures
79	Amusement and recreation services
80	Health services
81	Legal services
823, 4, 9	Selected educational services
83	Social services
84	Museums, art galleries, and botanical and zoological gardens
861, 2, 4, 9	Selected membership organizations
87	Engineering, accounting, research, management, and related services
89	Services, not elsewhere classified

This series of reports presents data for service establishments of firms subject to Federal income tax and (in separate tables) of firms which are exempt from Federal income tax under provisions of the Internal Revenue Code. Only establishments with some payroll during the year are included. For a more detailed explanation, see appendix A.

<sup>1</sup>*Standard Industrial Classification Manual: 1987*. For sale by Superintendent of Documents, U.S. Government Printing Office, Washington, DC 20402. Stock No. 041-001-00314-2.

Many of the "kinds of business or operation" included in this report are not thought of as commercial businesses, and the terms (such as "business," "establishment," and "firm") used to describe them may not be descriptive of such services, particularly for not-for-profit and professional services. However, these terms are applied to all "kinds of business or operation" in order to maintain conformity in the measures of the production and delivery of goods and services and in the presentation of data.

The basic tabulations in this report do not include data for establishments which are auxiliary (primary function is providing a service, such as warehousing or bookkeeping) to service establishments within the same organization. Data for auxiliaries are presented in a subsequent report issued as part of the 1992 Enterprise Statistics reports.

For the 1992 Census of Service Industries, large- and medium-size firms, plus all firms known to operate more than one establishment, were sent questionnaires to be completed and returned to the Census Bureau by mail. For most very small firms, including those with no paid employees, data from existing administrative records of other Federal agencies were used instead. These records provided basic information on location, kind of business, receipts, payroll, number of employees, and legal form of organization. In addition, more detailed information for selected kinds of business was obtained on the various questionnaires.

Appendix A gives a more detailed explanation of census coverage and methodology.

## CENSUS DISCLOSURE RULES

In accordance with Federal law governing census reports, no data are published that would disclose the operations of an individual establishment or business. However, the number of establishments in a kind-of-business classification is not considered a disclosure, so this information may be released even though other information is withheld.

## GEOGRAPHIC AREAS COVERED

This report series presents data for the following areas:

1. The United States as a whole.
2. Each State and the District of Columbia.

3. Each consolidated metropolitan statistical area (CMSA) and primary metropolitan statistical area (PMSA) defined by the Office of Management and Budget (OMB) as of June 30, 1993. A CMSA is an area used to facilitate the presentation and analysis of data for large concentrations of metropolitan populations. It includes two or more contiguous PMSA's which have a population of at least 1,000,000<sup>2</sup> and which meet specific criteria of urban character and of social and economic integration.
4. Each metropolitan statistical area (MSA) defined by the OMB as of June 30, 1993. An MSA is an integrated economic and social unit with a population nucleus of at least 50,000 inhabitants.<sup>2</sup> Each MSA consists of one or more counties meeting standards of metropolitan character; in New England, cities and towns rather than counties are the component geographic units.
5. The area within the State outside metropolitan areas (MA's).
6. Each county or county equivalent.<sup>3</sup> Counties are the primary divisions of States, except in Louisiana where they are called parishes and in Alaska where they are called boroughs and census areas. Maryland, Missouri, Nevada, and Virginia have one place or more that is independent of any county organization and constitutes primary divisions of their States. These places are treated as counties and as places.
7. Each consolidated city.<sup>3</sup> Consolidated cities are consolidated governments which consist of separately incorporated municipalities.
8. Each municipality of 2,500 inhabitants or more incorporated as a city, borough, village, or town.<sup>2 3</sup>  
  
For the economic census, boroughs and census areas in Alaska and boroughs in New York are not included in this category.
9. Special economic urban areas (SEUA's), which include townships in Michigan, New Jersey, and Pennsylvania, and towns in New York, Wisconsin, and the six New England States with 10,000 inhabitants or more.<sup>2</sup>

## DOLLAR VALUES

All dollar values presented in this report are expressed in current dollars, i.e., 1992 data are expressed in 1992 dollars and 1987 data in 1987 dollars. Consequently, when making comparisons to prior years, users of the data should consider the inflation that has occurred.

## RELIABILITY OF DATA

All data compiled in this report originated from either census questionnaires or administrative records of other Federal agencies and, therefore, are not subject to sampling errors. However, the data are subject to nonsampling

<sup>2</sup>According to the 1990 Census of Population or subsequent special census.

<sup>3</sup>Those defined as of January 1, 1992.

errors. Nonsampling errors can be attributed to many sources: inability to identify all cases in the actual universe; definition and classification difficulties; differences in the interpretation of questions; errors in recording or coding the data obtained; and other errors of collection, response, coverage, processing, and estimation for missing or misreported data.

The accuracy of these tabulated data is determined by the joint effects of the various nonsampling errors. No direct measurement of these effects has been obtained except for estimation for missing or misreported data; however, precautionary steps were taken in all phases of the collection, processing, and tabulation of the data in an effort to minimize the effects of nonsampling errors.

The Bureau of the Census obtains on computer tape limited information extracted from administrative records of other Federal agencies. This information is used in conjunction with other information available to the Census Bureau to develop estimates for nonemployers, small employers, and other establishments for which responses were not received in time for publication. For an indication of the extent that data included in these reports were obtained from the administrative records of other Federal agencies and from estimation, rather than reports directly from respondents, see appendix E. Also, see appendix A for a more detailed explanation of census coverage and methodology.

## SPECIAL TABULATIONS

Special tabulations of data collected in the 1992 Census of Service Industries may be obtained, depending on availability of time and personnel, on diskette, computer tape, or in tabular form. The data will be in summary form and subject to the same rules prohibiting disclosure of confidential information (including name, address, kind of business, or other data for individual business establishments or companies) as are the regular publications.

Special tabulations are prepared on a cost basis. A request for a cost estimate, as well as exact specifications on the type and format of the data to be provided, should be directed to the Chief, Services Division, Bureau of the Census, Washington, DC 20233.

To discuss a special tabulation before submitting specifications, call 1-800-541-8345.

## ABBREVIATIONS AND SYMBOLS

The following abbreviations and symbols are used in this publication:

- \* See kind-of-business descriptions for SIC 72 and SIC 7384 in appendix A for treatment of plant outlets.
- Represents zero.
- (D) Withheld to avoid disclosing data for individual companies; data are included in broader kind-of-business totals.



(IC)	Independent city.	<b>Symbol</b>	<b>Employment Size</b>
(NA)	Not available.		
(X)	Not applicable.	AA	0–19
CMSA	Consolidated metropolitan statistical area.	BB	20–99
MA	Metropolitan area.	CC	100–249
MSA	Metropolitan statistical area.	EE	250–499
n.e.c.	Not elsewhere classified.	FF	500–999
PMSA	Primary metropolitan statistical area.	GG	1,000–2,499
pt.	Part.	HH	2,500–4,999
r	Revised.	II	5,000–9,999
SIC	Standard Industrial Classification.	JJ	10,000–24,999

The following symbols are used in this publication to show employment size ranges for employment data that have been withheld to avoid disclosing data for individual companies (employment size range codes are provided for the first time in the 1992 Economic Census):

KK	25,000–49,999
LL	50,000–99,999
MM	100,000 or more

# Users' Guide for Locating Statistics in This Report by Table Number

Information shown in tables	Table																
	1a	1b	2a	2b	3a	3b	4	5	6	7a	7b	8a	8b	9	10		
<b>GEOGRAPHIC AREAS</b>																	
The State .....	X	X	X	X	X	X	X									X	X
CMSA's and MSA's in the State .....										X	X						
PMSA's in the State .....										X	X						
Area of the State not in any CMSA, PMSA, or MSA .....												X	X				
Counties in the State .....							X		X								X
Places in the State .....							X	X								X	
<b>DATA ITEMS</b>																	
Establishments .....	X	X			X	X	X	X	X	X	X	X	X	X			
Receipts .....	X				X	X	X	X	X	X	X	X	X	X	X		X
Revenue .....		X									X		X				
Expenses .....						X							X				
Annual payroll .....	X	X			X	X	X	X	X	X	X	X	X	X			
First-quarter payroll .....	X	X					X	X	X	X	X	X	X	X			
Paid employees for pay period including March 12, 1992 .....	X	X			X	X	X	X	X	X	X	X	X	X			
1987 to 1992 comparative statistics .....					X	X											
Receipts per establishment .....			X														
Revenue per establishment .....				X													
Expenses per establishment .....				X													
Receipts per employee .....			X														
Revenue per employee .....				X													
Expenses per employee .....				X													
Annual payroll per employee .....			X	X													
Employees per establishment .....			X	X													
Counties ranked by volume of receipts .....																	X
Places ranked by volume of receipts .....														X			

# Users' Guide for Locating Statistics in the 1992 Census of Service Industries Reports

Report and geographic area	Information shown in reports by kind of business or industry category										
	Number of establishments	Receipts/Revenue (\$1,000)	Payroll (\$1,000)	Number of employees	Selected ratios	Receipts/revenue lines	Receipts size and employment size of establishments and firms	Concentration ratios of largest firms	Single units and multi-units	Legal form of organization	Selected topics
<b>GEOGRAPHIC AREA SERIES</b>											
United States .....	X	X	X	X	X						
State .....	X	X	X	X	X						
CMSA, PMSA, MSA .....	X	X	X	X							
County .....	X	X	X	X							
Place .....	X	X	X	X							
<b>NONEMPLOYER STATISTICS SERIES</b>											
United States .....	X	X									
State .....	X	X									
CMSA, PMSA, MSA .....	X	X									
County .....	X	X									
Place .....	X	X									
<b>ESTABLISHMENT AND FIRM SIZE (INCLUDING LEGAL FORM OF ORGANIZATION)</b>											
United States .....	X	X	X	X			X	X	X	X	
<b>CAPITAL EXPENDITURES, DEPRECIABLE ASSETS, AND OPERATING EXPENSES</b>											
United States .....		X	X								X
<b>RECEIPTS/REVENUE LINES</b>											
United States .....	X	X				X					
State .....	X	X				X					
CMSA, PMSA, MSA .....	X	X				X					
<b>HOTELS, MOTELS, AND OTHER LODGING PLACES</b>											
United States .....	X	X	X	X		X					X
State .....	X	X	X	X		X					X
CMSA, PMSA, MSA .....	X	X				X					X

Report and geographic area	Information shown in reports by kind of business or industry category										
	Number of establishments	Receipts/Revenue (\$1,000)	Payroll (\$1,000)	Number of employees	Selected ratios	Receipts/revenue lines	Receipts size and employment size of establishments and firms	Concentration ratios of largest firms	Single units and multi-units	Legal form of organization	Selected topics
<b>ZIP CODES</b>											
United States .....	X	X	X	X							
State .....	X	X	X	X							
<b>MISCELLANEOUS SUBJECTS</b>											
United States .....	X	X	X	X							X
State .....	X	X									X
CMSA, PMSA, MSA .....	X	X									X

# Contents

## Virginia

[Page numbers listed here omit the prefix that appears as part of the number of each page]

	Page
Introduction to the Economic Census .....	III
Census of Service Industries .....	V
Users' Guide for Locating Statistics in This Report by Table Number .....	VIII
Users' Guide for Locating Statistics in the 1992 Census of Service Industries Reports ...	IX
Summary of Findings .....	2

### FIGURES

1. Percent Change in Receipts and Annual Payroll for Establishments of Firms Subject to Federal Income Tax: 1987 to 1992 .....	3
2. Annual Payroll per Employee for Establishments of Firms Subject to Federal Income Tax: 1992 and 1987 .....	4
Maps .....	5

### TABLES

1a. Summary Statistics for Firms Subject to Federal Income Tax for the State: 1992 ..	7
1b. Summary Statistics for Firms Exempt From Federal Income Tax for the State: 1992 .....	11
2a. Selected Ratios for Firms Subject to Federal Income Tax for the State: 1992 .....	12
2b. Selected Ratios for Firms Exempt From Federal Income Tax for the State: 1992 ..	15
3a. Comparative Statistics for Firms Subject to Federal Income Tax for the State: 1992 and 1987 .....	15
3b. Comparative Statistics for Firms Exempt From Federal Income Tax for the State: 1992 and 1987 .....	19
4. Summary Statistics for Firms Subject to Federal Income Tax for Counties and for Places With 2,500 Inhabitants or More: 1992 .....	20
5. Summary Statistics for Firms Subject to Federal Income Tax for Places With 350 Establishments or More: 1992 .....	26
6. Summary Statistics for Firms Subject to Federal Income Tax for Counties With 350 Establishments or More: 1992 .....	50
7a. Summary Statistics for Firms Subject to Federal Income Tax for Metropolitan Areas: 1992 .....	65
7b. Summary Statistics for Firms Exempt From Federal Income Tax for Metropolitan Areas: 1992 .....	88
8a. Summary Statistics for Firms Subject to Federal Income Tax for the Area Outside Metropolitan Areas: 1992 .....	94
8b. Summary Statistics for Firms Exempt From Federal Income Tax for the Area Outside Metropolitan Areas: 1992 .....	97
9. Places With 2,500 Inhabitants or More Ranked by Volume of Receipts of Firms Subject to Federal Income Tax: 1992 .....	98
10. Counties Ranked by Volume of Receipts of Firms Subject to Federal Income Tax: 1992 .....	99

### APPENDIXES

A. General Explanation .....	A-1
B. Sample Report Form and Instructions .....	B-1
C. Kind-of-Business Titles and Reporting-Form Numbers .....	C-1
D. Metropolitan Areas .....	D-1
E. Percent of Receipts/Revenue Based on Administrative Records and Estimation for the State: 1992 .....	E-1
F. Geographic Notes .....	F-1
G. Establishments in Business Any Time During Year and Establishments in Business at End of Year for the State: 1992 and 1987 .....	G-1

Publication Program .....

Inside back cover

## Summary of Findings

---

### **FIRMS SUBJECT TO FEDERAL INCOME TAX**

Data from the 1992 Census of Service Industries show that Virginia's 45,905 service industries establishments of firms with payroll that were subject to Federal income tax had receipts totaling \$33.6 billion. The 1992 data represent an increase of 64.6 percent in receipts for the State since 1987.

For establishments with payroll in 1992, receipts of offices and clinics of medical doctors totaled \$3.2 billion, compared with \$1.9 billion in 1987. Other leading service kinds of business in 1992 were computer programming, data processing, and other computer related services with \$7.3 billion in receipts, engineering services with \$3.1 billion, and hotels and motels with \$1.6 billion.

There were 525,742 paid employees (full- and part-time) working in service industries in the State as of mid-March 1992, compared with 438,728 employees in 1987. Large employers included hotels and motels with 37,976 employees, offices and clinics of doctors of medicine with 34,621 employees, and engineering services with 34,418 employees.

### **ORGANIZATIONS EXEMPT FROM FEDERAL INCOME TAX**

Data for the census show that Virginia's 4,728 service industries establishments of firms and other organizations with payroll that were exempt from Federal income tax had revenue totaling \$10.8 billion and expenses of \$10.1 billion in 1992. The 1992 data represent an increase of 67.7 percent in expenses since 1987.

For establishments with payroll in 1992, revenue of hospitals totaled \$5.8 billion, compared with \$3.3 billion in 1987. Other leading classifications in 1992 were business associations with revenue of \$802.5 million, and commercial physical and biological research with \$551.1 million.

There were 176,356 paid employees (full- and part-time) as of mid-March 1992, compared with 143,791 employees in 1987. Hospitals had 99,034 employees; nursing and personal care facilities, 8,020 employees; and residential care, 6,718 employees.

Figure 1. **Percent Change in Receipts and Annual Payroll for Establishments of Firms Subject to Federal Income Tax: 1987 to 1992**

(Includes only establishments with payroll. For meaning of abbreviations and symbols, see introductory text)

Receipts   
Payroll 

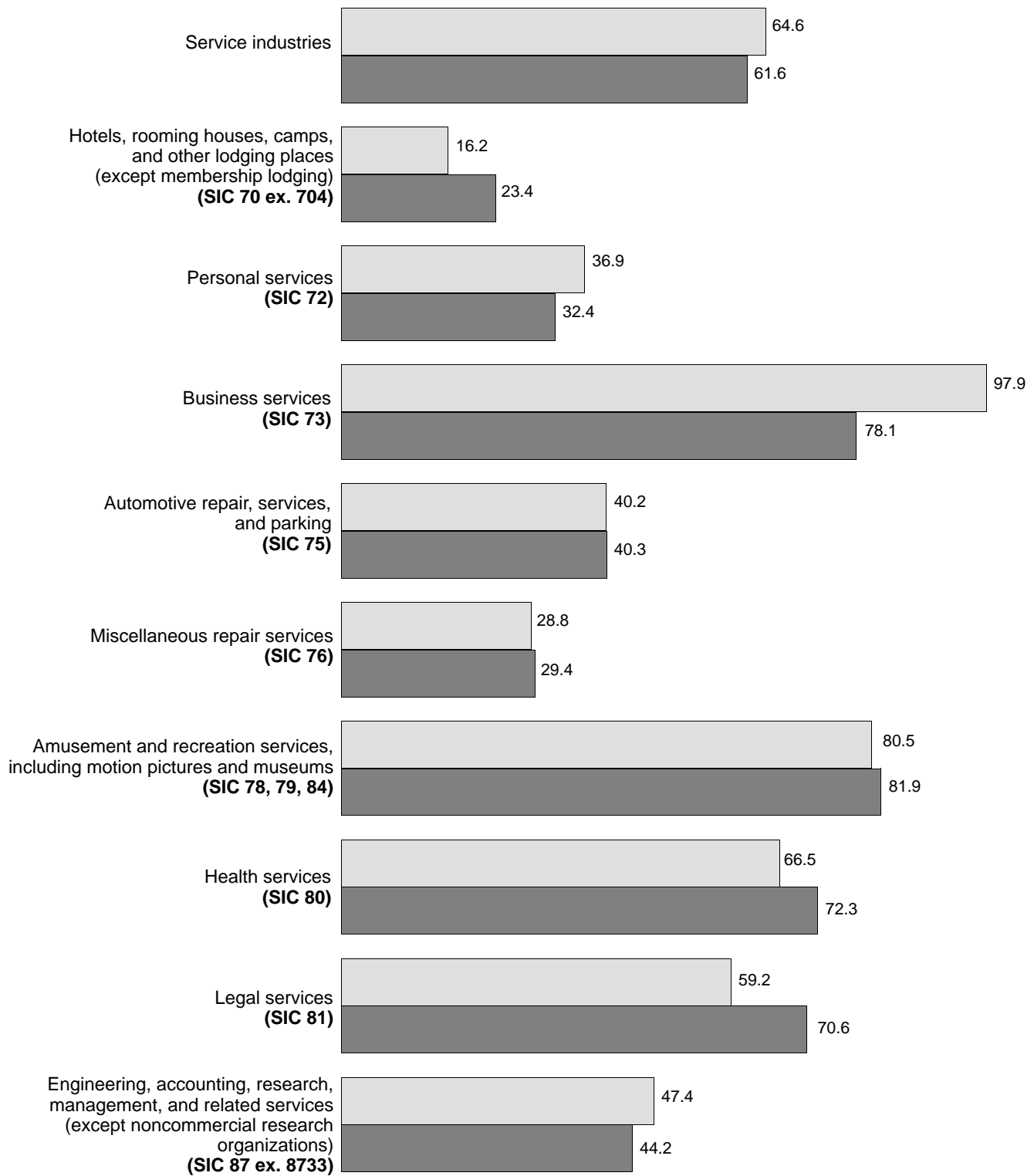


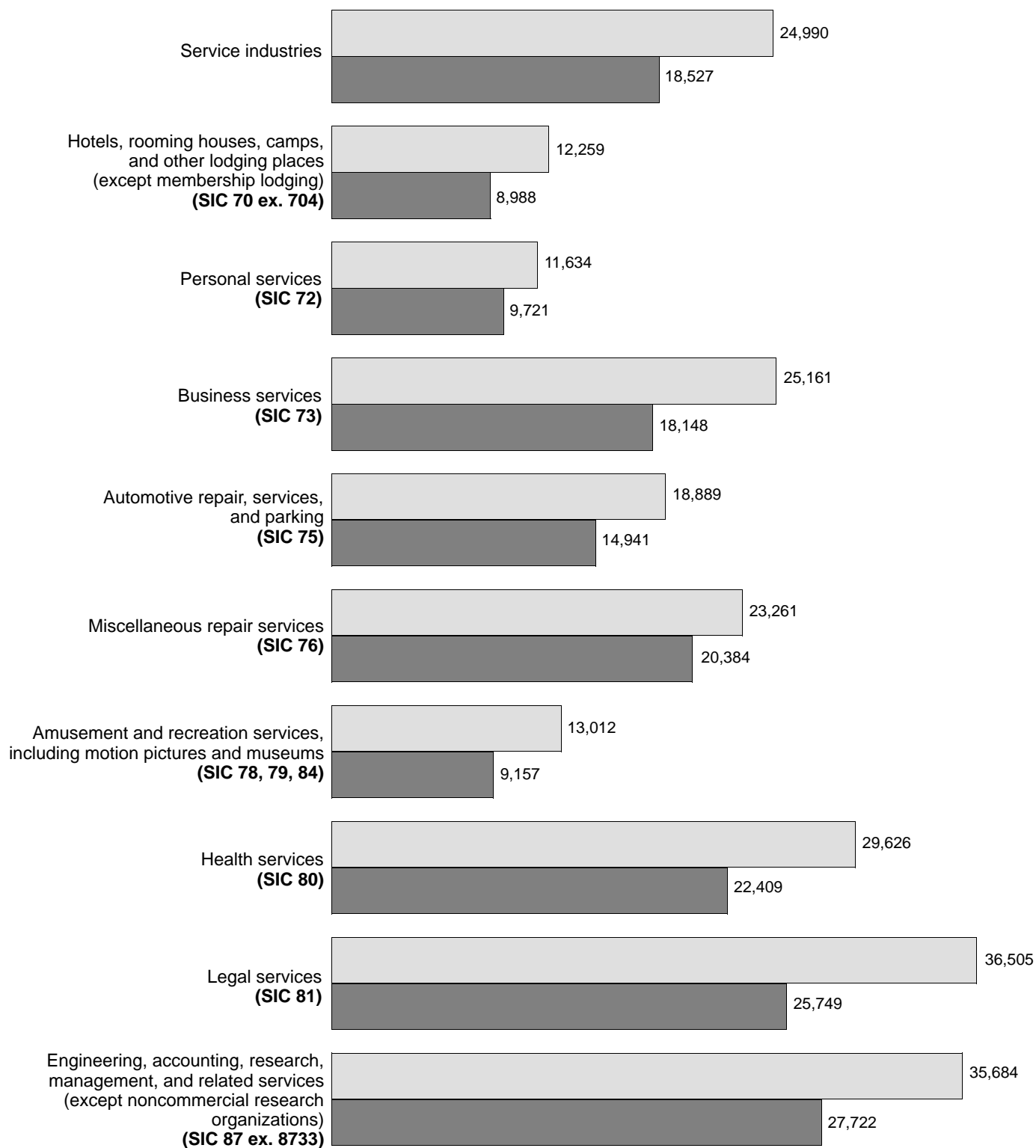


Figure 2. **Annual Payroll per Employee for Establishments of Firms Subject to Federal Income Tax: 1992 and 1987**

(In dollars. For meaning of abbreviations and symbols, see introductory text)

1992   
1987 







**Table 1a. Summary Statistics for Firms Subject to Federal Income Tax for the State: 1992**

[Includes only establishments with payroll. For meaning of abbreviations and symbols, see introductory text. For explanation of terms and comparability of 1987 and 1992 censuses, see appendix A]

SIC code	Kind of business or operation	Establishments (number)	Receipts (\$1,000)	Annual payroll (\$1,000)	First-quarter payroll (\$1,000)	Paid employees for pay period including March 12 (number)
	<b>Total</b> .....	<b>45 905</b>	<b>33 606 386</b>	<b>13 138 057</b>	<b>2 999 124</b>	<b>525 742</b>
<b>70 ex. 704</b>	<b>Hotels, rooming houses, camps, and other lodging places (except membership lodging)</b> .....	<b>1 249</b>	<b>1 686 122</b>	<b>476 884</b>	<b>104 220</b>	<b>38 902</b>
	Hotels and motels .....	1 096	1 637 390	464 162	101 467	37 976
7011	Hotels .....	314	1 161 288	345 707	76 681	26 179
7011 pt.	Hotels, 25 guestrooms or more .....	228	1 151 363	343 367	76 269	25 898
7011 pt.	Hotels, less than 25 guestrooms .....	86	9 925	2 340	412	281
7011 pt.	Motels, motor hotels, and tourist courts .....	782	476 102	118 455	24 786	11 797
7011 pt.	Motels, tourist courts .....	653	341 083	82 801	17 017	8 371
7011 pt.	Motor hotels .....	129	135 019	35 654	7 769	3 426
702, 3	Other lodging places .....	153	48 732	12 722	2 753	926
702	Rooming and boarding houses .....	28	3 916	1 107	254	105
703	Camps and recreational vehicle parks .....	125	44 816	11 615	2 499	821
7032	Sporting and recreational camps .....	37	14 619	4 411	1 156	328
7033	Recreational vehicle parks and campsites .....	88	30 197	7 204	1 343	493
<b>72</b>	<b>Personal services</b> .....	<b>5 600</b>	<b>1 185 208</b>	<b>424 456</b>	<b>101 442</b>	<b>36 485</b>
721	Laundry, cleaning, and garment services .....	1 584	441 373	155 077	36 904	11 982
7211	Power laundries, family and commercial* .....	39	12 365	4 178	934	370
7213	Linen supply* .....	29	68 697	24 928	5 828	1 417
7215	Coin-operated laundries and drycleaning .....	386	46 195	9 106	2 198	1 092
7215 pt.	Coin-operated laundries and drycleaning stores .....	374	(D)	(D)	(D)	GG
7215 pt.	Coin-operated laundry routes .....	12	(D)	(D)	(D)	BB
7216	Drycleaning plants, except rug cleaning* .....	694	165 446	63 767	15 224	5 573
7217	Carpet and upholstery cleaning .....	198	34 523	13 188	2 838	1 048
7218	Industrial laundries .....	33	89 819	31 364	7 835	1 697
7212, 9	Other laundry, cleaning, and garment services* .....	205	24 328	8 546	2 047	785
7212	Garment pressing, and agents for laundries and drycleaners .....	103	15 121	4 631	1 073	429
7219	Laundry and garment services, n.e.c.* .....	102	9 207	3 915	974	356
722	Photographic studios, portrait .....	246	62 136	15 467	3 426	1 287
723, 4	Beauty and barber shops .....	2 653	332 449	159 053	37 224	13 704
723	Beauty shops .....	2 539	318 921	152 105	35 576	13 320
724	Barber shops .....	114	13 528	6 948	1 648	384
725	Shoe repair shops and shoeshine parlors .....	87	11 375	3 063	710	233
726	Funeral service and crematories .....	394	187 267	50 970	11 325	2 742
729	Miscellaneous personal services .....	636	150 608	40 826	11 853	6 537
7291	Tax return preparation services .....	221	41 752	15 034	5 770	4 245
7299	Miscellaneous personal services, n.e.c. .....	415	108 856	25 792	6 083	2 292
7299 pt.	Massage parlors, tanning salons, and saunas .....	114	10 908	7 630	630	404
7299 pt.	Other personal services .....	301	97 948	22 963	5 453	1 888
7299 pt.	Diet and weight reducing services .....	126	46 290	9 554	2 408	1 034
7299 pt.	Formal wear rental .....	52	12 774	3 090	674	263
7299 pt.	Other personal services, n.e.c. .....	123	38 884	10 319	2 371	591
<b>73</b>	<b>Business services</b> .....	<b>8 536</b>	<b>10 858 182</b>	<b>4 075 553</b>	<b>960 800</b>	<b>161 977</b>
731	Advertising .....	368	205 782	84 469	19 717	2 782
7311	Advertising agencies .....	289	166 636	70 807	16 455	2 120
7312	Outdoor advertising services .....	18	11 628	3 256	813	141
7313	Radio, television, publishers' advertising representatives .....	27	7 363	3 006	757	170
7313 pt.	Radio, television advertising representatives .....	9	3 947	1 449	335	109
7313 pt.	Publishers' advertising representatives .....	18	3 416	1 557	422	61
7319	Advertising, n.e.c. .....	34	20 155	7 400	1 692	351
732	Consumer credit reporting agencies, mercantile reporting agencies, and adjustment and collection agencies .....	153	94 994	33 631	7 624	1 554
7322	Adjustment and collection services .....	118	57 856	26 150	5 932	1 198
7323	Credit reporting services .....	35	37 138	7 481	1 692	356
733	Mailing, reproduction, commercial art and photography, and stenographic services .....	784	391 607	128 123	29 693	6 255
7331	Direct mail advertising services .....	154	192 755	62 756	14 648	3 025
7331 pt.	Mailing list compilers, brokers, and managers .....	43	27 455	6 111	1 493	210
7334	Direct mail advertising services, except mailing list services .....	111	165 300	56 645	13 155	2 815
7334 pt.	Photocopying and duplicating services .....	124	61 585	18 857	4 403	1 123
7334 pt.	Blueprinting and photocopying services .....	116	59 210	18 238	4 288	1 095
7334 pt.	Duplicating services, except printing and photocopying .....	8	2 375	619	115	28
7335, 6	Commercial photography, art, and graphics .....	366	100 331	30 331	7 053	1 222
7335	Commercial photography .....	79	18 440	5 860	1 400	273
7336	Commercial art and graphic design .....	287	81 891	24 471	5 653	949
7336 pt.	Commercial art .....	37	10 113	2 829	663	138
7336 pt.	Graphic arts and related design .....	250	71 778	21 642	4 990	811
7338	Secretarial and court reporting services .....	140	36 936	16 179	3 589	885
734	Services to dwellings and other buildings .....	1 863	544 500	252 960	56 871	25 454
7342	Disinfecting and pest control services .....	261	109 471	43 753	9 113	2 160
7349	Building cleaning and maintenance services, n.e.c. .....	1 602	435 029	209 207	47 758	23 294
735	Miscellaneous equipment rental and leasing .....	609	597 837	101 132	22 772	4 315
7352	Medical equipment rental and leasing .....	86	54 083	14 909	3 534	696
7353	Heavy construction equipment rental and leasing .....	97	92 779	22 657	5 323	806
7353 pt.	Rental and leasing of heavy construction equipment without operators .....	52	65 773	13 684	3 420	493
7353 pt.	Rental and leasing of heavy construction equipment with operators .....	45	27 006	8 973	1 903	313
7359	Equipment rental and leasing, n.e.c. .....	426	450 975	63 566	13 915	2 813
7359 pt.	Equipment rental .....	367	198 878	51 728	11 510	2 497
7359 pt.	Rent-to-own .....	83	42 125	9 954	2 386	541
7359 pt.	Equipment rental, except rent-to-own .....	284	156 753	41 774	9 124	1 956
7359 pt.	Equipment leasing, except finance leasing .....	59	252 097	11 838	2 405	316

Table 1a. **Summary Statistics for Firms Subject to Federal Income Tax for the State: 1992—Con.**

[Includes only establishments with payroll. For meaning of abbreviations and symbols, see introductory text. For explanation of terms and comparability of 1987 and 1992 censuses, see appendix A.]

SIC code	Kind of business or operation	Establishments (number)	Receipts (\$1,000)	Annual payroll (\$1,000)	First-quarter payroll (\$1,000)	Paid employees for pay period including March 12 (number)
<b>73</b>	<b>Business services—Con.</b>					
736	Personnel supply services .....	692	680 111	479 148	105 050	35 442
7361	Employment agencies .....	278	61 881	30 729	6 383	1 219
7363	Help supply services .....	414	618 230	448 419	98 667	34 223
7363 pt.	Temporary help supply .....	352	504 450	357 126	77 173	28 252
7363 pt.	Help supply, except temporary .....	62	113 780	91 293	21 494	5 971
7363 pt.	Employee leasing .....	35	62 717	50 883	11 663	4 189
7363 pt.	Other help supply services .....	27	51 063	40 410	9 831	1 782
737	Computer programming, data processing, and other computer related services .....	2 298	7 291 480	2 557 299	617 768	59 450
7371, 2, 3	Computer programming, prepackaged software, and integrated systems .....	1 368	5 319 487	1 818 904	442 829	41 262
7371	Computer programming services .....	948	2 500 550	1 150 950	282 631	26 532
7372	Prepackaged software .....	205	449 639	134 721	32 364	2 790
7373	Computer integrated systems .....	215	2 369 298	533 233	127 834	11 940
7374, 5, 6	Data processing services .....	294	1 059 160	372 756	88 333	9 469
7374, 5	Computer processing, information retrieval .....	252	776 395	275 435	65 235	6 951
7374	Computer processing and data preparation and processing services .....	217	671 896	249 843	59 282	6 260
7375	Information retrieval services .....	35	104 499	25 592	5 953	691
7376	Computer facilities management services .....	42	282 765	97 321	23 098	2 518
7377, 8, 9	Computer rental and leasing, maintenance, and related services, n.e.c. ....	636	912 833	365 639	86 606	8 719
7377	Computer rental and leasing .....	21	31 128	3 307	711	85
7378	Computer maintenance and repair .....	173	280 732	79 420	20 689	2 368
7379	Computer related services, n.e.c. ....	442	600 973	282 912	65 206	6 266
7379 pt.	Computer consultants .....	375	544 795	262 818	60 749	5 774
7379 pt.	Miscellaneous computer services, n.e.c. ....	67	56 178	20 094	4 457	492
738	Miscellaneous business services .....	1 769	1 051 871	438 791	101 305	26 725
7381, 2	Detective agencies and protective services .....	355	373 574	216 245	50 716	15 154
7381	Detective, guard, and armored car services .....	276	273 000	178 443	41 762	13 659
7381 pt.	Detective agencies and guard services .....	263	254 319	171 196	39 864	13 261
7381 pt.	Armored car services .....	13	18 681	7 247	1 898	398
7382	Security systems services .....	79	100 574	37 802	8 954	1 495
7383	News syndicates .....	17	25 608	6 800	1 680	183
7384	Photofinishing laboratories* .....	199	64 861	17 346	4 337	1 242
7384 pt.	Photofinishing laboratories, except "one-hour" (mini) labs* .....	101	43 930	12 308	3 133	761
7384 pt.	One-hour (mini) photofinishing* .....	98	20 931	5 038	1 204	481
7389	Business services, n.e.c. ....	1 198	587 828	198 400	44 572	10 146
7389 pt.	Sign painting shops .....	68	15 155	4 956	1 140	275
7389 pt.	Interior designing .....	159	45 669	13 152	3 044	557
7389 pt.	Telephone answering services .....	52	19 684	8 514	1 878	600
7389 pt.	Other business services .....	919	507 320	171 778	38 510	8 714
7389 pt.	Water softening and conditioning services .....	26	26 415	7 399	1 703	241
7389 pt.	Packaging and labeling services .....	36	17 672	7 039	1 639	488
7389 pt.	Trading stamp services .....	-	-	-	-	-
7389 pt.	Miscellaneous business services .....	857	463 233	157 340	35 168	7 985
7389 pt.	Convention and trade show services .....	76	103 918	33 623	7 458	1 109
7389 pt.	Private mail centers .....	64	19 083	5 041	1 227	304
7389 pt.	Miscellaneous business services, n.e.c. ....	717	340 232	118 676	26 483	6 572
<b>75</b>	<b>Automotive repair, services, and parking .....</b>	<b>4 219</b>	<b>1 619 493</b>	<b>392 599</b>	<b>92 327</b>	<b>20 785</b>
751	Automotive rental and leasing, without drivers .....	239	415 060	59 426	14 378	3 015
7513	Truck rental and leasing, without drivers .....	85	100 336	12 736	3 061	624
7513 pt.	Truck rental, without drivers .....	48	68 027	8 513	2 053	457
7513 pt.	Truck leasing, except finance leasing .....	37	32 309	4 223	1 008	167
7514, 5	Passenger car rental and leasing .....	145	311 519	46 155	11 169	2 364
7514	Passenger car rental .....	128	297 270	45 347	10 979	2 323
7515	Passenger car leasing .....	17	14 249	808	190	41
7519	Utility trailer and recreational vehicle rental .....	9	3 205	535	148	27
752	Automobile parking .....	318	71 012	10 201	2 523	1 046
7521 pt.	Parking lots .....	183	31 285	4 722	1 194	588
7521 pt.	Parking structures .....	135	39 727	5 479	1 329	458
753	Automotive repair shops .....	3 179	1 008 292	284 296	66 619	13 583
7532	Top, body, and upholstery repair shops and paint shops .....	700	250 491	75 488	17 978	3 492
7532 pt.	Top and body repair shops .....	637	234 247	71 091	17 051	3 268
7532 pt.	Paint shops .....	63	16 244	4 397	927	224
7538	General automotive repair shops .....	1 783	504 653	139 408	32 094	6 725
7538 pt.	General automotive repair shops, except diesel .....	1 628	453 690	125 021	28 552	6 007
7538 pt.	Diesel repair shops .....	155	50 963	14 387	3 542	718
7533, 4, 6, 7, 9	Other automotive repair shops .....	696	253 148	69 400	16 547	3 366
7533	Automotive exhaust system repair shops .....	136	45 581	12 448	2 956	588
7534	Tire retreading and repair shops .....	42	50 233	11 672	2 673	584
7536	Automotive glass replacement shops .....	161	54 580	14 137	3 460	665
7537	Automotive transmission repair shops .....	142	37 598	12 104	2 964	564
7539	Automotive repair shops, n.e.c. ....	215	65 156	19 039	4 494	965
7539 pt.	Radiator repair .....	50	13 204	3 280	786	177
7539 pt.	Brake, front end, and wheel alignment .....	69	24 218	7 436	1 785	343
7539 pt.	Automotive electrical and fuel system services .....	68	21 010	6 374	1 524	349
7539 pt.	Carburetor repair shops .....	35	11 158	3 102	740	167
7539 pt.	Automotive electrical repair shops .....	33	9 852	3 272	784	182
7539 pt.	Other automotive repair shops, n.e.c. ....	28	6 724	1 949	399	96
754	Automotive services, except repair .....	483	125 129	38 676	8 807	3 141
7542	Carwashes .....	214	44 095	15 272	3 496	1 612
7549	Automotive services, except repair and carwashes .....	269	81 034	23 404	5 311	1 529
7549 pt.	Lubrication shops .....	102	44 718	11 651	2 551	807
7549 pt.	Other automotive services .....	167	36 316	11 753	2 760	722
7549 pt.	Towing services .....	132	25 953	8 702	2 043	554
7549 pt.	Other automotive services, n.e.c. ....	35	10 363	3 051	717	168

**Table 1a. Summary Statistics for Firms Subject to Federal Income Tax for the State: 1992—Con.**

[Includes only establishments with payroll. For meaning of abbreviations and symbols, see introductory text. For explanation of terms and comparability of 1987 and 1992 censuses, see appendix A]

SIC code	Kind of business or operation	Establishments (number)	Receipts (\$1,000)	Annual payroll (\$1,000)	First-quarter payroll (\$1,000)	Paid employees for pay period including March 12 (number)
<b>76</b>	<b>Miscellaneous repair services -----</b>	<b>1 757</b>	<b>820 711</b>	<b>260 435</b>	<b>62 448</b>	<b>11 196</b>
762	Electrical repair shops -----	548	292 908	103 576	25 437	4 513
7622	Radio and television repair shops -----	179	50 652	18 328	4 341	878
7623, 9	Other electrical and electronic repair shops -----	369	242 256	85 248	21 096	3 635
7623	Refrigeration and air-conditioning service and repair shops -----	99	74 832	19 868	4 655	890
7629	Electrical and electronic repair shops, n.e.c. -----	270	167 424	65 380	16 441	2 745
763	Watch, clock, and jewelry repair -----	26	3 098	891	221	73
764	Reupholstery and furniture repair -----	196	27 499	9 460	2 215	619
769	Miscellaneous repair and related services -----	987	497 206	146 508	34 575	5 991
7692	Welding repair -----	124	22 332	7 322	1 710	437
7694	Armature rewinding shops -----	61	55 550	18 799	4 505	727
7699	Repair shops and related services, n.e.c. -----	802	419 324	120 387	28 360	4 827
7699 pt.	Farm machinery and equipment repair -----	21	5 735	1 574	178	48
7699 pt.	Lawnmower and other small gasoline engine repair -----	78	14 363	3 618	807	254
7699 pt.	Sewer and septic tank cleaning services -----	50	12 645	3 592	804	183
7699 pt.	Other repair and related services, n.e.c. -----	653	386 581	111 603	26 571	4 342
<b>78, 79, 84</b>	<b>Amusement and recreation services, including motion pictures and museums -----</b>	<b>2 437</b>	<b>1 287 756</b>	<b>348 657</b>	<b>79 912</b>	<b>26 795</b>
781, 2	Motion picture production, distribution, and services -----	177	150 197	39 637	8 561	1 123
7812 pt.	Motion picture production, except for television -----	67	31 808	10 196	2 366	313
7812 pt.	Motion picture and tape production for television -----	49	35 492	10 547	1 796	237
7819	Services allied to motion picture production -----	40	43 258	13 696	3 226	419
7822 pt.	Motion picture film and tape distributors -----	13	29 091	1 918	441	75
7822 pt.	Motion picture film exchanges -----	11	(D)	(D)	(D)	BB
7822 pt.	Video tape wholesalers -----	2	(D)	(D)	(D)	AA
7822 pt.	Film and tape distribution for television -----	5	(D)	(D)	(D)	BB
7829	Services allied to motion picture distribution -----	3	(D)	(D)	(D)	BB
783	Motion picture theaters -----	145	142 836	16 328	3 849	2 361
7832	Motion picture theaters, except drive-in -----	137	142 131	16 201	3 831	2 343
7833	Drive-in motion picture theaters -----	8	705	127	18	18
784	Video tape rental -----	565	135 667	27 015	7 043	3 589
792	Theatrical producers (except motion picture), bands, orchestras, and entertainers -----	125	117 752	31 063	7 795	1 447
7922	Theatrical producers (except motion picture) and miscellaneous theatrical services -----	54	19 141	6 789	1 444	358
7922 pt.	Producers of live theatrical productions -----	5	(D)	(D)	(D)	BB
7922 pt.	Producers of radio and television shows, except tape producers -----	4	(D)	(D)	(D)	AA
7922 pt.	Artists' and entertainers' managers or agents, concert bureaus, booking agents -----	29	11 255	4 592	1 022	132
7922 pt.	Other theatrical services -----	16	(D)	(D)	(D)	CC
7929	Bands, orchestras, actors, and other entertainers and entertainment groups -----	71	98 611	24 274	6 351	1 089
7929 pt.	Dance groups and artists -----	3	688	287	38	15
7929 pt.	Symphony orchestras, opera companies, and chamber music organizations -----	-	-	-	-	-
7929 pt.	Other music and entertainment presentations -----	68	97 923	23 987	6 313	1 074
7929 pt.	Other music groups and artists -----	35	(D)	(D)	(D)	CC
7929 pt.	Other entertainers and entertainment groups -----	33	(D)	(D)	(D)	FF
793	Bowling centers -----	98	71 268	19 240	4 654	2 065
79 ex. 792, 3, 84	Commercial sports and other amusement and recreation services, including museums -----	1 327	670 036	215 374	48 010	16 210
794	Commercial sports -----	70	84 969	60 714	16 702	1 114
7941	Professional sports clubs, managers, promoters -----	31	53 565	55 133	15 754	839
7941 pt.	Baseball clubs -----	8	(D)	(D)	(D)	CC
7941 pt.	Football clubs -----	1	(D)	(D)	(D)	EE
7941 pt.	Other professional sports clubs -----	3	(D)	(D)	(D)	BB
7941 pt.	Managers and promoters -----	19	25 486	9 899	2 158	231
7948	Racing, including track operation -----	39	31 404	5 581	948	275
7948 pt.	Auto racetrack operation -----	18	18 083	3 028	452	165
7948 pt.	Horse racetrack operation -----	-	-	-	-	-
7948 pt.	Dog racetrack operation -----	-	-	-	-	-
7948 pt.	Racing stables and racing, n.e.c. -----	21	13 321	2 553	496	110
79 ex. 792, 3, 4, 84	Other amusement and recreation services, including museums -----	1 257	585 067	154 660	31 308	15 096
791	Dance studios, schools, and halls -----	163	17 108	5 489	1 386	768
7991	Physical fitness facilities -----	235	97 829	26 818	6 802	4 064
7991 pt.	Physical fitness centers, except gymnasiums and athletic clubs -----	209	84 161	22 566	5 728	3 458
7991 pt.	Gymnasiums and athletic clubs -----	26	13 668	4 252	1 074	606
7992	Public golf courses -----	55	28 740	8 694	1 513	532
7993	Coin-operated amusement devices -----	101	39 414	8 361	2 005	623
7996	Amusement parks -----	5	(D)	(D)	(D)	HH
7997	Membership sports and recreation clubs -----	182	95 570	30 400	6 243	2 590
7999, 84	Amusement and recreation services, including museums, n.e.c. -----	516	(D)	(D)	(D)	HH
7999 pt.	Concession operators of amusement devices and rides -----	15	(D)	(D)	(D)	BB
7999 pt.	Carnivals, circuses, and fairs -----	16	(D)	(D)	(D)	EE
7999 pt.	Carnivals and circuses -----	9	(D)	(D)	(D)	EE
7999 pt.	Fairs -----	7	1 104	185	22	12
7999 pt., 84	Other recreation and amusements, including museums -----	485	110 467	32 474	6 924	3 061
84	Museums, art galleries, and botanical and zoological gardens -----	16	4 645	1 182	205	128
841	Museums and art galleries -----	12	3 700	898	159	107
842	Arboreta and botanical or zoological gardens -----	4	945	284	46	21
7999 pt.	Roller skating rinks -----	50	9 502	2 308	669	527
7999 pt.	Ice skating rinks -----	2	(D)	(D)	(D)	CC
7999 pt.	Other amusement and recreation services, n.e.c. -----	417	(D)	(D)	(D)	GG

**Table 1a. Summary Statistics for Firms Subject to Federal Income Tax for the State: 1992—Con.**

[Includes only establishments with payroll. For meaning of abbreviations and symbols, see introductory text. For explanation of terms and comparability of 1987 and 1992 censuses, see appendix A]

SIC code	Kind of business or operation	Establishments (number)	Receipts (\$1,000)	Annual payroll (\$1,000)	First-quarter payroll (\$1,000)	Paid employees for pay period including March 12 (number)
<b>80</b>	<b>Health services</b> .....	<b>9 753</b>	<b>6 680 465</b>	<b>3 027 200</b>	<b>653 556</b>	<b>102 181</b>
801	Offices and clinics of doctors of medicine .....	4 724	3 207 044	1 709 330	348 000	34 621
8011 pt.	Offices of doctors of medicine .....	4 649	3 087 077	1 671 374	338 906	32 953
8011 pt.	General medical clinics .....	75	119 967	37 956	9 094	1 668
802	Offices and clinics of dentists .....	2 524	811 992	325 786	71 423	12 879
8021 pt.	Offices of dentists .....	2 517	810 173	324 823	71 187	12 845
8021 pt.	Dental clinics .....	7	1 819	963	236	34
803	Offices and clinics of doctors of osteopathy .....	39	13 366	6 967	1 469	168
8031 pt.	Offices of osteopathic physicians .....	38	(D)	(D)	(D)	CC
8031 pt.	Osteopathic clinics .....	1	(D)	(D)	(D)	AA
804	Offices and clinics of other health practitioners .....	1 440	376 695	140 229	30 660	5 831
8041	Offices and clinics of chiropractors .....	355	85 384	27 519	5 934	1 184
8042	Offices and clinics of optometrists .....	436	115 755	32 780	7 618	1 720
8043	Offices and clinics of podiatrists .....	164	40 402	15 965	3 405	602
8049	Offices and clinics of health practitioners, n.e.c. ....	485	135 154	63 965	13 703	2 325
805	Nursing and personal care facilities .....	251	576 727	274 255	66 351	20 649
8051	Skilled nursing care facilities .....	129	367 375	169 627	40 859	12 821
8052	Intermediate care facilities .....	74	184 828	94 405	23 167	6 916
8059	Nursing and personal care facilities, n.e.c. ....	48	24 524	10 223	2 325	912
806	Hospitals .....	34	1 007 493	307 496	75 690	13 627
8062	General medical and surgical hospitals .....	13	820 513	239 897	58 598	10 274
8063, 9	Specialty hospitals .....	21	186 980	67 599	17 092	3 353
8063	Psychiatric hospitals .....	14	154 562	52 750	12 981	2 691
8069	Specialty hospitals, except psychiatric .....	7	32 418	14 849	4 111	662
807, 8, 9	Other health services .....	741	687 148	263 137	59 963	14 406
807	Medical and dental laboratories .....	289	266 324	99 028	22 553	3 885
8071	Medical laboratories .....	153	237 257	85 572	19 402	3 262
8072	Dental laboratories .....	136	29 087	13 456	3 151	623
808	Home health care services .....	185	175 874	88 541	20 329	7 623
809	Miscellaneous health and allied services, n.e.c. ....	267	244 950	75 568	17 081	2 898
8092	Kidney dialysis centers .....	44	59 056	14 769	3 508	597
8093	Specialty outpatient facilities, n.e.c. ....	136	114 059	37 984	9 081	1 227
8099	Health and allied services, n.e.c. ....	87	71 835	22 815	4 492	1 074
<b>81</b>	<b>Legal services</b> .....	<b>3 309</b>	<b>1 623 288</b>	<b>686 107</b>	<b>154 585</b>	<b>18 795</b>
<b>823, 4, 9</b>	<b>Selected educational services</b> .....	<b>377</b>	<b>183 162</b>	<b>64 660</b>	<b>14 889</b>	<b>3 316</b>
823	Libraries .....	10	(D)	(D)	(D)	BB
824	Vocational schools .....	130	103 566	34 546	8 285	1 724
8243	Data processing schools .....	63	50 665	13 426	3 226	462
8244	Business and secretarial schools .....	23	23 924	9 511	2 240	755
8249	Vocational schools, n.e.c. ....	44	28 977	11 609	2 819	507
829	Schools and educational services, n.e.c. ....	237	(D)	(D)	(D)	GG
<b>83</b>	<b>Social services</b> .....	<b>1 437</b>	<b>376 012</b>	<b>152 935</b>	<b>36 012</b>	<b>15 171</b>
835	Child day care services .....	796	163 273	73 846	17 486	8 879
832, 3, 6, 9	Other social services .....	641	212 739	79 089	18 526	6 292
832	Individual and family social services .....	199	36 300	15 956	3 510	760
833	Job training and vocational rehabilitation services .....	73	31 068	14 758	3 335	694
836	Residential care .....	310	118 547	41 737	10 170	4 500
839	Social services, n.e.c. ....	59	26 824	6 638	1 511	338
<b>87 ex. 8733</b>	<b>Engineering, accounting, research, management, and related services (except noncommercial research organizations)</b> .....	<b>6 806</b>	<b>6 851 851</b>	<b>3 072 916</b>	<b>703 574</b>	<b>86 114</b>
871	Engineering, architectural, and surveying services .....	2 160	3 398 965	1 497 054	352 502	39 264
8711	Engineering services .....	1 431	3 054 444	1 351 345	318 967	34 418
8712	Architectural services .....	456	264 919	104 080	24 005	3 075
8713	Surveying services .....	273	79 602	41 629	9 530	1 771
872	Accounting, auditing, and bookkeeping services .....	1 736	591 134	263 631	62 079	10 529
873 ex. 8733	Research, development, and testing services (except noncommercial research organizations) .....	437	632 489	267 381	59 730	8 530
8731	Commercial physical and biological research .....	173	399 928	172 399	39 225	4 145
8731 pt.	Commercial physical research .....	143	357 530	157 454	35 634	3 801
8731 pt.	Commercial medical and biological research .....	30	42 398	14 945	3 591	344
8732	Commercial economic, sociological, and educational research .....	157	158 361	61 191	12 640	3 130
8734	Testing laboratories .....	107	74 200	33 791	7 865	1 255
874	Management and public relations services .....	2 473	2 229 263	1 044 850	229 263	27 791
8741	Management services .....	484	498 551	246 036	49 883	7 551
8742	Management consulting services .....	1 323	1 164 708	543 709	118 977	12 899
8743	Public relations services .....	132	63 168	24 874	5 299	473
8744	Facilities support management services .....	77	277 395	124 405	31 455	4 143
8748	Business consulting services, n.e.c. ....	457	225 441	105 826	23 649	2 725
<b>89</b>	<b>Services, n.e.c.</b> .....	<b>425</b>	<b>434 136</b>	<b>155 655</b>	<b>35 359</b>	<b>4 025</b>
8999 pt.	Scientific and related consulting services, except environmental .....	111	80 804	38 404	7 711	728
8999 pt.	Other services .....	314	353 332	117 251	27 648	3 297
8999 pt.	Environmental consulting .....	139	321 053	105 869	25 024	2 852
8999 pt.	Authors, composers, and other arts-related services .....	68	14 016	5 519	1 274	162
8999 pt.	Other services, n.e.c. ....	107	18 263	5 863	1 350	283

**Table 1b. Summary Statistics for Firms Exempt From Federal Income Tax for the State: 1992**

[Includes only establishments with payroll. For meaning of abbreviations and symbols, see introductory text. For explanation of terms and comparability of 1987 and 1992 censuses, see appendix A]

SIC code	Kind of business or operation	Establishments (number)	Revenue (\$1,000)	Annual payroll (\$1,000)	First-quarter payroll (\$1,000)	Paid employees for pay period including March 12 (number)
	<b>Total</b> .....	<b>4 728</b>	<b>10 781 904</b>	<b>4 190 894</b>	<b>1 019 158</b>	<b>176 356</b>
<b>7032, 704</b>	<b>Camps and membership lodging</b> .....	<b>44</b>	<b>9 753</b>	<b>3 121</b>	<b>582</b>	<b>253</b>
7032	Sporting and recreational camps .....	23	7 120	2 689	460	206
704	Organization hotels and lodging houses, on membership basis .....	21	2 633	432	122	47
<b>792, 7991 pt., 7997, 7999 pt., 84</b>	<b>Selected amusement, recreation, and related services</b> .....	<b>418</b>	<b>330 098</b>	<b>131 091</b>	<b>28 915</b>	<b>8 015</b>
792	Theatrical producers (except motion picture), bands, orchestras, and entertainers .....	65	42 248	15 347	3 069	1 061
7922	Theatrical producers (except motion picture) and miscellaneous theatrical services .....	30	24 473	7 902	1 149	423
7922 pt.	Producers of live theatrical productions .....	25	(D)	(D)	(D)	EE
7922 pt.	Producers of radio and television shows, except tape .....	-	-	-	-	-
7922 pt.	Artists' and entertainers' managers or agents, concert bureaus, booking agents .....	1	(D)	(D)	(D)	AA
7922 pt.	Other theatrical services .....	4	(D)	(D)	(D)	BB
7929	Bands, orchestras, actors, and other entertainers and entertainment groups .....	35	17 775	7 445	1 920	638
7929 pt.	Dance groups and artists .....	7	(D)	(D)	(D)	BB
7929 pt.	Symphony orchestras, opera companies, and chamber music organizations .....	19	13 224	5 999	1 582	535
7929 pt.	Other music groups and artists .....	7	(D)	(D)	(D)	AA
7929 pt.	Other entertainers and entertainment groups .....	2	(D)	(D)	(D)	AA
7991 pt., 7997	Gymnasiums, athletic clubs, and membership sports and recreation clubs .....	270	161 215	62 166	12 732	3 978
7991 pt.	Gymnasiums and athletic clubs .....	4	(D)	(D)	(D)	BB
7997	Membership sports and recreation clubs .....	266	(D)	(D)	(D)	HH
7999 pt.	Fairs .....	10	8 643	1 691	305	68
84	Museums, art galleries, and botanical and zoological gardens .....	73	117 992	51 887	12 809	2 908
841	Museums and art galleries .....	68	113 933	50 887	12 568	2 842
842	Arboreta and botanical or zoological gardens .....	5	4 059	1 000	241	66
<b>8011 pt.; 8021 pt.; 805, 6, 8, 9</b>	<b>Selected health services</b> .....	<b>366</b>	<b>6 459 874</b>	<b>2 821 609</b>	<b>694 882</b>	<b>113 295</b>
8011 pt., 8021 pt.	Clinics of doctors of medicine and dentists .....	76	318 295	92 669	20 553	3 134
8011 pt.	General medical clinics .....	74	(D)	(D)	(D)	HH
8021 pt.	Dental clinics .....	2	(D)	(D)	(D)	BB
805	Nursing and personal care facilities .....	73	233 049	113 218	27 115	8 020
8051	Skilled nursing care facilities .....	26	110 081	51 843	12 293	3 632
8052	Intermediate care facilities .....	32	84 839	43 270	10 619	3 100
8059	Nursing and personal care facilities, n.e.c. ....	15	38 129	18 105	4 203	1 288
806	Hospitals .....	108	5 786 108	2 557 534	633 385	99 034
8062	General medical and surgical hospitals .....	89	5 352 328	2 301 323	563 987	87 453
8062 pt.	General medical and surgical hospitals, nongovernment .....	75	3 718 426	1 498 775	368 593	61 810
8062 pt.	General medical and surgical hospitals, government .....	14	1 633 902	802 548	195 394	25 643
8063, 9	Specialty hospitals .....	19	433 780	256 211	69 398	11 581
8063	Psychiatric hospitals .....	10	195 443	131 775	33 913	5 674
8063 pt.	Psychiatric hospitals, nongovernment .....	2	(D)	(D)	(D)	EE
8063 pt.	Psychiatric hospitals, government .....	8	(D)	(D)	(D)	II
8069	Specialty hospitals, except psychiatric .....	9	238 337	124 436	35 485	5 907
8069 pt.	Specialty hospitals, except psychiatric; nongovernment .....	5	120 511	50 469	12 428	2 036
8069 pt.	Specialty hospitals, except psychiatric; government .....	4	117 826	73 967	23 057	3 871
808, 9	Other health services .....	109	122 422	58 188	13 829	3 107
808	Home health care services .....	31	58 651	31 087	7 363	1 828
809	Miscellaneous health and allied services, n.e.c. ....	78	63 771	27 101	6 466	1 279
8092	Kidney dialysis centers .....	-	-	-	-	-
8093	Specialty outpatient facilities, n.e.c. ....	46	21 137	11 163	2 695	524
8099	Health and allied services, n.e.c. ....	32	42 634	15 938	3 771	755
<b>8111 pt.</b>	<b>Legal aid societies and similar legal services</b> .....	<b>45</b>	<b>24 741</b>	<b>9 060</b>	<b>2 097</b>	<b>339</b>
<b>823, 4, 9</b>	<b>Selected educational services</b> .....	<b>150</b>	<b>48 101</b>	<b>18 364</b>	<b>4 495</b>	<b>1 110</b>
823	Libraries .....	35	6 877	2 895	684	323
824	Vocational schools .....	20	8 180	2 129	522	122
8243	Data processing schools .....	1	(D)	(D)	(D)	AA
8244	Business and secretarial schools .....	-	-	-	-	-
8249	Vocational schools, n.e.c. ....	19	(D)	(D)	(D)	CC
829	Schools and educational services, n.e.c. ....	95	33 044	13 340	3 289	665
<b>83</b>	<b>Social services</b> .....	<b>1 583</b>	<b>1 193 744</b>	<b>379 166</b>	<b>88 298</b>	<b>26 875</b>
835	Child day care services .....	367	62 884	35 197	8 819	4 031
832, 3, 6, 9	Other social services .....	1 216	1 130 860	343 969	79 479	22 844
832	Individual and family social services .....	542	305 215	99 973	23 462	6 436
833	Job training and vocational rehabilitation services .....	107	111 446	51 927	11 910	5 185
836	Residential care .....	201	233 538	99 887	21 479	6 718
839	Social services, n.e.c. ....	366	480 661	92 182	22 628	4 505
<b>861, 2, 4, 9</b>	<b>Selected membership organizations</b> .....	<b>1 940</b>	<b>1 877 801</b>	<b>478 749</b>	<b>116 744</b>	<b>18 697</b>
861	Business associations .....	541	802 542	226 827	56 026	6 230
864	Civic, social, and fraternal associations .....	852	324 542	78 811	18 873	6 067
862, 9	Other membership organizations .....	547	750 717	173 111	41 845	6 400
862	Professional membership organizations .....	217	486 122	107 027	26 082	3 503
869	Membership organizations, n.e.c. ....	330	264 595	66 084	15 763	2 897

**Table 1b. Summary Statistics for Firms Exempt From Federal Income Tax for the State: 1992—Con.**

[Includes only establishments with payroll. For meaning of abbreviations and symbols, see introductory text. For explanation of terms and comparability of 1987 and 1992 censuses, see appendix A]

SIC code	Kind of business or operation	Establishments (number)	Revenue (\$1,000)	Annual payroll (\$1,000)	First-quarter payroll (\$1,000)	Paid employees for pay period including March 12 (number)
<b>873, 4 ex. 8744</b>	<b>Research, testing, and consulting services, except facilities support management services</b> -----	<b>182</b>	<b>837 792</b>	<b>349 734</b>	<b>83 145</b>	<b>7 772</b>
873	Research, development, and testing services -----	132	804 993	339 856	80 683	7 439
8731	Commercial physical and biological research -----	16	551 106	248 866	58 403	4 794
8732	Commercial economic, sociological, and educational research -----	24	(D)	(D)	(D)	FF
8733	Noncommercial research organizations -----	88	194 285	61 022	15 149	1 904
8734	Testing laboratories -----	4	(D)	(D)	(D)	AA
874 ex. 8744	Management and public relations services, except facilities support management services -----	50	32 799	9 878	2 462	333
8741	Management services -----	10	11 416	3 673	980	141
8742	Management consulting services -----	12	11 281	3 330	849	81
8743	Public relations services -----	6	1 288	420	111	16
8748	Business consulting services, n.e.c. -----	22	8 814	2 455	522	95

**Table 2a. Selected Ratios for Firms Subject to Federal Income Tax for the State: 1992**

[Includes only establishments with payroll. For meaning of abbreviations and symbols, see introductory text. For explanation of terms and comparability of 1987 and 1992 censuses, see appendix A]

SIC code	Kind of business or operation	Receipts		Annual payroll per employee <sup>1</sup> (dollars)	Employees per establishment <sup>1</sup> (number)
		Per establishment (dollars)	Per employee <sup>1</sup> (dollars)		
	<b>Total</b> -----	<b>732 086</b>	<b>63 922</b>	<b>24 990</b>	<b>11</b>
<b>70 ex. 704</b>	<b>Hotels, rooming houses, camps, and other lodging places (except membership lodging)</b> -----	<b>1 349 978</b>	<b>43 343</b>	<b>12 259</b>	<b>31</b>
7011	Hotels and motels -----	1 493 969	43 116	12 223	35
7011 pt.	Hotels -----	3 698 369	44 360	13 206	83
7011 pt.	Hotels, 25 guestrooms or more -----	5 049 838	44 458	13 258	114
7011 pt.	Hotels, less than 25 guestrooms -----	115 407	35 320	8 327	3
7011 pt.	Motels, motor hotels, and tourist courts -----	608 826	40 358	10 041	15
7011 pt.	Motels, tourist courts -----	522 332	40 746	9 891	13
7011 pt.	Motor hotels -----	1 046 659	39 410	10 407	27
702, 3	Other lodging places -----	318 510	52 626	13 739	6
702	Rooming and boarding houses -----	139 857	37 295	10 543	4
703	Camps and recreational vehicle parks -----	358 528	54 587	14 147	7
<b>72</b>	<b>Personal services</b> -----	<b>211 644</b>	<b>32 485</b>	<b>11 634</b>	<b>7</b>
721	Laundry, cleaning, and garment services -----	278 645	36 836	12 942	8
7211	Power laundries, family and commercial* -----	317 051	33 419	11 292	9
7213	Linen supply* -----	2 368 862	48 481	17 592	49
7215	Coin-operated laundries and drycleaning -----	119 676	42 303	8 339	3
7216	Drycleaning plants, except rug cleaning* -----	238 395	29 687	11 442	8
7217	Carpet and upholstery cleaning -----	174 359	32 942	12 584	5
7218	Industrial laundrers* -----	2 721 788	52 928	18 482	51
7212, 9	Other laundry, cleaning, and garment services* -----	118 673	30 991	10 887	4
7212	Garment pressing, and agents for laundries and drycleaners -----	146 806	35 247	10 795	4
7219	Laundry and garment services, n.e.c.* -----	90 265	25 862	10 997	3
722	Photographic studios, portrait -----	252 585	48 280	12 018	5
723, 4	Beauty and barber shops -----	125 311	24 259	11 606	5
723	Beauty shops -----	125 609	23 943	11 419	5
724	Barber shops -----	118 667	35 229	18 094	3
725	Shoe repair shops and shoeshine parlors -----	130 747	48 820	13 146	3
726	Funeral service and crematories -----	475 297	68 296	18 589	7
729	Miscellaneous personal services -----	236 805	23 039	6 245	10
7291	Tax return preparation services -----	188 923	9 836	3 542	19
7299	Miscellaneous personal services, n.e.c. -----	262 304	47 494	11 253	6
<b>73</b>	<b>Business services</b> -----	<b>1 272 046</b>	<b>67 035</b>	<b>25 161</b>	<b>19</b>
731	Advertising -----	559 190	73 969	30 363	8
7311	Advertising agencies -----	576 595	78 602	33 400	7
7312	Outdoor advertising services -----	646 000	82 468	23 092	8
7313	Radio, television, publishers' advertising representatives -----	272 704	43 312	17 682	6
7319	Advertising, n.e.c. -----	592 794	57 422	21 083	10
732	Consumer credit reporting agencies, mercantile reporting agencies, and adjustment and collection agencies -----	620 876	61 129	21 642	10
7322	Adjustment and collection services -----	490 305	48 294	21 828	10
7323	Credit reporting services -----	1 061 086	104 320	21 014	10
733	Mailing, reproduction, commercial art and photography, and stenographic services -----	499 499	62 607	20 483	8
7331	Direct mail advertising services -----	1 251 656	63 721	20 746	20
7334	Photocopying and duplicating services -----	496 653	54 840	16 792	9
7335, 6	Commercial photography, art, and graphics -----	274 128	82 104	24 821	3
7335	Commercial photography -----	233 418	67 546	21 465	3
7336	Commercial art and graphic design -----	285 334	86 292	25 786	3
7338	Secretarial and court reporting services -----	263 829	41 736	18 281	6
734	Services to dwellings and other buildings -----	292 271	21 392	9 938	14
7342	Disinfecting and pest control services -----	419 429	50 681	20 256	8
7349	Building cleaning and maintenance services, n.e.c. -----	271 554	18 676	8 981	15

See footnotes at end of table.

Table 2a. **Selected Ratios for Firms Subject to Federal Income Tax for the State: 1992** — Con.

[Includes only establishments with payroll. For meaning of abbreviations and symbols, see introductory text. For explanation of terms and comparability of 1987 and 1992 censuses, see appendix A]

SIC code	Kind of business or operation	Receipts		Annual payroll per employee <sup>1</sup> (dollars)	Employees per establishment <sup>1</sup> (number)
		Per establishment (dollars)	Per employee <sup>1</sup> (dollars)		
<b>73</b>	<b>Business services—Con.</b>				
735	Miscellaneous equipment rental and leasing -----	981 670	138 549	23 437	7
7352	Medical equipment rental and leasing -----	628 872	77 705	21 421	8
7353	Heavy construction equipment rental and leasing -----	956 485	115 110	28 110	8
7359	Equipment rental and leasing, n.e.c. -----	1 058 627	160 318	22 597	7
736	Personnel supply services -----	982 819	19 189	13 519	51
7361	Employment agencies -----	222 594	50 764	25 208	4
7363	Help supply services -----	1 493 309	18 065	13 103	83
7363 pt.	Temporary help supply -----	1 433 097	17 855	12 641	80
7363 pt.	Help supply, except temporary -----	1 835 161	19 055	15 289	96
737	Computer programming, data processing, and other computer related services -----	3 172 968	122 649	43 016	26
7371, 2, 3	Computer programming, prepackaged software, and integrated systems -----	3 888 514	128 920	44 082	30
7371	Computer programming services -----	2 637 711	94 247	43 380	28
7372	Prepackaged software -----	2 193 361	161 161	48 287	14
7373	Computer integrated systems -----	11 019 991	198 434	44 659	56
7374, 5, 6	Data processing services -----	3 602 585	111 856	39 366	32
7374, 5	Computer processing, information retrieval -----	3 080 933	111 695	39 625	28
7376	Computer facilities management services -----	6 732 500	112 297	38 650	60
7377, 8, 9	Computer rental and leasing, maintenance, and related services, n.e.c. -----	1 435 272	104 695	41 936	14
7377	Computer rental and leasing -----	1 482 286	366 212	38 906	4
7378	Computer maintenance and repair -----	1 622 728	118 552	33 539	14
7379	Computer related services, n.e.c. -----	1 359 667	95 910	45 150	14
738	Miscellaneous business services -----	594 613	39 359	16 419	15
7381, 2	Detective agencies and protective services -----	1 052 321	24 652	14 270	43
7381	Detective, guard, and armored car services -----	989 130	19 987	13 064	49
7382	Security systems services -----	1 273 089	67 274	25 286	19
7383	News syndicates -----	1 506 353	139 934	37 158	11
7384	Photofinishing laboratories* -----	325 935	52 223	13 966	6
7389	Business services, n.e.c. -----	490 674	57 937	19 555	8
7389 pt.	Sign painting shops -----	222 868	55 109	18 022	4
7389 pt.	Interior designing -----	287 226	81 991	23 612	4
7389 pt.	Telephone answering services -----	378 538	32 807	14 190	12
7389 pt.	Other business services -----	552 035	58 219	19 713	9
<b>75</b>	<b>Automotive repair, services, and parking -----</b>	<b>383 857</b>	<b>77 916</b>	<b>18 889</b>	<b>5</b>
751	Automotive rental and leasing, without drivers -----	1 736 653	137 665	19 710	13
7513	Truck rental and leasing, without drivers -----	1 180 424	160 795	20 410	7
7514, 5	Passenger car rental and leasing -----	2 148 407	131 776	19 524	16
7514	Passenger car rental -----	2 322 422	127 968	19 521	18
7515	Passenger car leasing -----	838 176	347 537	19 707	2
7519	Utility trailer and recreational vehicle rental -----	356 111	118 704	19 815	3
752	Automobile parking -----	223 308	67 889	9 752	3
753	Automotive repair shops -----	317 173	74 232	20 930	4
7532	Top, body, and upholstery repair shops and paint shops -----	357 844	71 733	21 617	5
7532 pt.	Top and body repair shops -----	367 735	71 679	21 754	5
7532 pt.	Paint shops -----	257 841	72 518	19 629	4
7538	General automotive repair shops -----	283 036	75 041	20 730	4
7538 pt.	General automotive repair shops, except diesel -----	278 679	75 527	20 813	4
7538 pt.	Diesel repair shops -----	328 794	70 979	20 038	5
7533, 4, 6, 7, 9	Other automotive repair shops -----	363 718	75 207	20 618	5
7533	Automotive exhaust system repair shops -----	335 154	77 519	21 170	4
7534	Tire retreading and repair shops -----	1 196 024	86 015	19 986	14
7536	Automotive glass replacement shops -----	339 006	82 075	21 259	4
7537	Automotive transmission repair shops -----	264 775	66 663	21 461	4
7539	Automotive repair shops, n.e.c. -----	303 051	67 519	19 730	4
7539 pt.	Radiator repair -----	264 080	74 599	18 531	4
7539 pt.	Brake, front end, and wheel alignment -----	350 986	70 606	21 679	5
7539 pt.	Automotive electrical and fuel system services -----	308 971	60 201	18 264	5
7539 pt.	Other automotive repair shops, n.e.c. -----	240 143	70 042	20 302	3
754	Automotive services, except repair -----	259 066	39 837	12 313	7
7542	Carwashes -----	206 051	27 354	9 474	8
7549	Automotive services, except repair and carwashes -----	301 242	52 998	15 307	6
<b>76</b>	<b>Miscellaneous repair services -----</b>	<b>467 109</b>	<b>73 304</b>	<b>23 261</b>	<b>6</b>
762	Electrical repair shops -----	534 504	64 903	22 951	8
7622	Radio and television repair shops -----	282 972	57 690	20 875	5
7623, 9	Other electrical and electronic repair shops -----	656 520	66 645	23 452	10
7623	Refrigeration and air-conditioning service and repair shops -----	755 879	84 081	22 324	9
7629	Electrical and electronic repair shops, n.e.c. -----	620 089	60 992	23 818	10
763	Watch, clock, and jewelry repair -----	119 154	42 438	12 205	3
764	Reupholstery and furniture repair -----	140 301	44 425	15 283	3
769	Miscellaneous repair and related services -----	503 755	82 992	24 455	6
7692	Welding repair -----	180 097	51 103	16 755	4
7694	Armature rewinding shops -----	910 656	76 410	25 858	12
7699	Repair shops and related services, n.e.c. -----	522 848	86 871	24 940	6
<b>78, 79, 84</b>	<b>Amusement and recreation services, including motion pictures and museums -----</b>	<b>528 419</b>	<b>48 060</b>	<b>13 012</b>	<b>11</b>
781, 2	Motion picture production, distribution, and services -----	848 571	133 746	35 296	6
783	Motion picture theaters -----	985 076	60 498	6 916	16
7832	Motion picture theaters, except drive-in -----	1 037 453	60 662	6 915	17
7833	Drive-in motion picture theaters -----	88 125	39 167	7 056	2
784	Video tape rental -----	240 119	37 801	7 527	6

See footnotes at end of table.



Table 2a. **Selected Ratios for Firms Subject to Federal Income Tax for the State: 1992** — Con.

[Includes only establishments with payroll. For meaning of abbreviations and symbols, see introductory text. For explanation of terms and comparability of 1987 and 1992 censuses, see appendix A]

SIC code	Kind of business or operation	Receipts		Annual payroll per employee <sup>1</sup> (dollars)	Employees per establishment <sup>1</sup> (number)
		Per establishment (dollars)	Per employee <sup>1</sup> (dollars)		
<b>78, 79, 84</b>	<b>Amusement and recreation services, including motion pictures and museums—Con.</b>				
792	Theatrical producers (except motion picture), bands, orchestras, and entertainers -----	942 016	81 377	21 467	12
7922	Theatrical producers (except motion picture) and miscellaneous theatrical services -----	354 463	53 466	18 964	7
7929	Bands, orchestras, actors, and other entertainers and entertainment groups -----	1 388 887	90 552	22 290	15
793	Bowling centers -----	727 224	34 512	9 317	21
79 ex. 792, 3, 84	Commercial sports and other amusement and recreation services, including museums -----	504 925	41 335	13 286	12
794	Commercial sports -----	1 213 843	76 274	54 501	16
7941	Professional sports clubs, managers, promoters -----	1 727 903	63 844	65 713	27
7948	Racing, including track operation -----	805 231	114 196	20 295	7
79 ex. 792, 3, 4, 84	Other amusement and recreation services, including museums -----	465 447	38 756	10 245	12
791	Dance studios, schools, and halls -----	104 957	22 276	7 147	5
7991	Physical fitness facilities -----	416 294	24 072	6 599	17
7992	Public golf courses -----	522 545	54 023	16 342	10
7993	Coin-operated amusement devices -----	390 238	63 265	13 421	6
7996	Amusement parks -----	(D)	(D)	(D)	(D)
7997	Membership sports and recreation clubs -----	525 110	36 900	11 737	14
7999, 84	Amusement and recreation services, including museums, n.e.c. -----	(D)	(D)	(D)	(D)
7999 pt.	Concession operators of amusement devices and rides -----	(D)	(D)	(D)	(D)
7999 pt.	Carnivals, circuses, and fairs -----	(D)	(D)	(D)	(D)
7999 pt., 84	Other recreation and amusements, including museums -----	227 767	36 089	10 609	6
<b>80</b>	<b>Health services -----</b>	<b>684 965</b>	<b>65 379</b>	<b>29 626</b>	<b>10</b>
801	Offices and clinics of doctors of medicine -----	678 883	92 633	49 373	7
8011 pt.	Offices of doctors of medicine -----	664 030	93 681	50 720	7
8011 pt.	General medical clinics -----	1 599 560	71 923	22 755	22
802	Offices and clinics of dentists -----	321 708	63 048	25 296	5
803	Offices and clinics of doctors of osteopathy -----	342 718	79 560	41 470	4
804	Offices and clinics of other health practitioners -----	261 594	64 602	24 049	4
8041	Offices and clinics of chiropractors -----	240 518	72 115	23 242	3
8042	Offices and clinics of optometrists -----	265 493	67 299	19 058	4
8043	Offices and clinics of podiatrists -----	246 354	67 113	26 520	4
8049	Offices and clinics of health practitioners, n.e.c. -----	278 668	58 131	27 512	5
805	Nursing and personal care facilities -----	2 297 717	27 930	13 282	82
8051	Skilled nursing care facilities -----	2 847 868	28 654	13 230	99
8052	Intermediate care facilities -----	2 497 676	26 725	13 650	93
8059	Nursing and personal care facilities, n.e.c. -----	510 917	26 890	11 209	19
806	Hospitals -----	29 632 147	73 934	22 565	401
8062	General medical and surgical hospitals -----	63 116 385	79 863	23 350	790
8063, 9	Specialty hospitals -----	8 903 810	55 765	20 161	160
807, 8, 9	Other health services -----	927 325	47 699	18 266	19
807	Medical and dental laboratories -----	921 536	68 552	25 490	13
8071	Medical laboratories -----	1 550 699	72 734	26 233	21
8072	Dental laboratories -----	213 728	46 657	21 599	5
808	Home health care services -----	950 670	23 071	11 615	41
809	Miscellaneous health and allied services, n.e.c. -----	917 416	84 524	26 076	11
8092	Kidney dialysis centers -----	1 342 182	98 921	24 739	14
8093	Specialty outpatient facilities, n.e.c. -----	838 669	92 958	30 957	9
8099	Health and allied services, n.e.c. -----	825 690	66 885	21 243	12
<b>81</b>	<b>Legal services -----</b>	<b>490 568</b>	<b>86 368</b>	<b>36 505</b>	<b>6</b>
<b>823, 4, 9</b>	<b>Selected educational services -----</b>	<b>485 841</b>	<b>55 236</b>	<b>19 499</b>	<b>9</b>
823	Libraries -----	(D)	(D)	(D)	(D)
824	Vocational schools -----	796 662	60 073	20 038	13
829	Schools and educational services, n.e.c. -----	(D)	(D)	(D)	(D)
<b>83</b>	<b>Social services -----</b>	<b>261 665</b>	<b>24 785</b>	<b>10 081</b>	<b>11</b>
835	Child day care services -----	205 117	18 389	8 317	11
832, 3, 6, 9	Other social services -----	331 886	33 811	12 570	10
<b>87 ex. 8733</b>	<b>Engineering, accounting, research, management, and related services (except noncommercial research organizations) -----</b>	<b>1 006 737</b>	<b>79 567</b>	<b>35 684</b>	<b>13</b>
871	Engineering, architectural, and surveying services -----	1 573 595	86 567	38 128	18
8711	Engineering services -----	2 134 482	88 746	39 263	24
8712	Architectural services -----	580 963	86 153	33 847	7
8713	Surveying services -----	291 582	44 947	23 506	6
872	Accounting, auditing, and bookkeeping services -----	340 515	56 143	25 039	6
873 ex. 8733	Research, development, and testing services (except noncommercial research organizations) -----	1 447 343	74 149	31 346	20
8731	Commercial physical and biological research -----	2 311 723	96 484	41 592	24
8732	Commercial economic, sociological, and educational research -----	1 008 669	50 595	19 550	20
8734	Testing laboratories -----	693 458	59 124	26 925	12
874	Management and public relations services -----	901 441	80 215	37 597	11
8741	Management services -----	1 030 064	66 025	32 583	16
8742	Management consulting services -----	880 354	90 294	42 151	10
8743	Public relations services -----	478 545	133 548	52 588	4
8744	Facilities support management services -----	3 602 532	66 955	30 028	54
8748	Business consulting services, n.e.c. -----	493 306	82 731	38 835	6
<b>89</b>	<b>Services, n.e.c. -----</b>	<b>1 021 496</b>	<b>107 860</b>	<b>38 672</b>	<b>9</b>

<sup>1</sup>Based on number of employees for pay period including March 12.

**Table 2b. Selected Ratios for Firms Exempt From Federal Income Tax for the State: 1992**

[Includes only establishments with payroll. For meaning of abbreviations and symbols, see introductory text. For explanation of terms and comparability of 1987 and 1992 censuses, see appendix A]

SIC code	Kind of business or operation	Revenue		Expenses		Annual payroll per employee <sup>1</sup> (dollars)	Employees per establishment <sup>1</sup> (number)
		Per establishment (dollars)	Per employee <sup>1</sup> (dollars)	Per establishment (dollars)	Per employee <sup>1</sup> (dollars)		
	<b>Total</b> .....	<b>2 280 437</b>	<b>61 137</b>	<b>2 139 669</b>	<b>57 363</b>	<b>23 764</b>	<b>37</b>
<b>7032, 704</b>	<b>Camps and membership lodging</b> .....	<b>221 659</b>	<b>38 549</b>	<b>214 159</b>	<b>37 245</b>	<b>12 336</b>	<b>6</b>
<b>792, 7991 pt., 7997, 7999 pt., 84</b>	<b>Selected amusement, recreation, and related services</b> .....	<b>789 708</b>	<b>41 185</b>	<b>760 775</b>	<b>39 676</b>	<b>16 356</b>	<b>19</b>
<b>8011 pt.; 8021 pt.; 805, 6, 8, 9</b>	<b>Selected health services</b> .....	<b>17 649 929</b>	<b>57 018</b>	<b>16 841 306</b>	<b>54 406</b>	<b>24 905</b>	<b>310</b>
8011 pt., 8021 pt., 805	Clinics of doctors of medicine and dentists .....	4 188 092	101 562	3 979 711	96 509	29 569	41
	Nursing and personal care facilities .....	3 192 452	29 058	3 195 781	29 089	14 117	110
806	Hospitals .....	53 575 074	58 425	51 041 241	55 662	25 825	917
8062	General medical and surgical hospitals .....	60 138 517	61 202	57 200 978	58 213	26 315	983
8063, 9	Specialty hospitals .....	22 830 526	37 456	22 187 737	36 402	22 123	610
808, 9	Other health services .....	1 123 138	39 402	1 061 596	37 243	18 728	29
<b>8111 pt.</b>	<b>Legal aid societies and similar legal services</b> .....	<b>549 800</b>	<b>72 982</b>	<b>413 822</b>	<b>54 932</b>	<b>26 726</b>	<b>8</b>
<b>823, 4, 9</b>	<b>Selected educational services</b> .....	<b>320 673</b>	<b>43 334</b>	<b>313 587</b>	<b>42 377</b>	<b>16 544</b>	<b>7</b>
<b>83</b>	<b>Social services</b> .....	<b>754 102</b>	<b>44 418</b>	<b>655 695</b>	<b>38 622</b>	<b>14 109</b>	<b>17</b>
835	Child day care services .....	171 346	15 600	171 401	15 605	8 732	11
832, 3, 6, 9	Other social services .....	929 984	49 504	801 859	42 683	15 057	19
832	Individual and family social services .....	563 127	47 423	526 675	44 353	15 533	12
833	Job training and vocational rehabilitation services .....	1 041 551	21 494	1 001 991	20 678	10 015	48
836	Residential care .....	1 161 881	34 763	1 130 453	33 823	14 869	33
839	Social services, n.e.c. ....	1 313 281	106 695	970 407	78 839	20 462	12
<b>861, 2, 4, 9</b>	<b>Selected membership organizations</b> .....	<b>967 939</b>	<b>100 433</b>	<b>888 461</b>	<b>92 187</b>	<b>25 606</b>	<b>10</b>
861	Business associations .....	1 483 442	128 819	1 364 874	118 523	36 409	12
864	Civic, social, and fraternal associations .....	380 918	53 493	350 771	49 259	12 990	7
862, 9	Other membership organizations .....	1 372 426	117 300	1 254 771	107 244	27 049	12
<b>873, 4 ex. 8744</b>	<b>Research, testing, and consulting services, except facilities support management services</b> .....	<b>4 603 253</b>	<b>107 796</b>	<b>4 383 357</b>	<b>102 647</b>	<b>44 999</b>	<b>43</b>
873	Research, development, and testing services .....	6 098 432	108 213	5 805 924	103 022	45 686	56
874 ex. 8744	Management and public relations services, except facilities support management services .....	655 980	98 495	627 780	94 261	29 664	7

<sup>1</sup>Based on number of employees for pay period including March 12.

**Table 3a. Comparative Statistics for Firms Subject to Federal Income Tax for the State: 1992 and 1987**

[Includes only establishments with payroll. For meaning of abbreviations and symbols, see introductory text. For explanation of terms and comparability of 1987 and 1992 censuses, see appendix A]

SIC code	Kind of business or operation	Establishments		Receipts			Annual payroll			Paid employees for pay period including March 12	
		1992 (number)	1987 (number)	1992 (\$1,000)	1987 (\$1,000)	Percent change 1987 to 1992	1992 (\$1,000)	1987 (\$1,000)	Percent change 1987 to 1992	1992 (number)	1987 (number)
	<b>Total</b> .....	<b>45 905</b>	<b>38 337</b>	<b>33 606 386</b>	<b>20 414 594</b>	<b>64.6</b>	<b>13 138 057</b>	<b>8 128 443</b>	<b>61.6</b>	<b>525 742</b>	<b>438 728</b>
<b>70 ex. 704</b>	<b>Hotels, rooming houses, camps, and other lodging places (except membership lodging)</b> .....	<b>1 249</b>	<b>1 242</b>	<b>1 686 122</b>	<b>1 451 659</b>	<b>16.2</b>	<b>476 884</b>	<b>386 600</b>	<b>23.4</b>	<b>38 902</b>	<b>43 011</b>
7011	Hotels and motels .....	1 096	1 101	1 637 390	1 410 352	16.1	464 162	377 607	22.9	37 976	41 893
7011 pt.	Hotels .....	314	415	1 161 288	1 020 826	13.8	345 707	283 983	21.7	26 179	30 966
7011 pt.	Hotels, 25 guestrooms or more .....	228	373	1 151 363	1 014 878	13.4	343 367	282 597	21.5	25 898	30 781
7011 pt.	Hotels, less than 25 guestrooms .....	86	42	9 925	5 948	66.9	2 340	1 386	68.8	281	185
7011 pt.	Motels, motor hotels, and tourist courts .....	782	686	476 102	389 526	22.2	118 455	93 624	26.5	11 797	10 927
7011 pt.	Motels, tourist courts .....	653	575	341 083	270 444	26.1	82 801	62 134	33.3	8 371	7 557
7011 pt.	Motor hotels .....	129	111	135 019	119 082	13.4	35 654	31 490	13.2	3 426	3 370
702, 3	Other lodging places .....	153	141	48 732	41 307	18.0	12 722	8 993	41.5	926	1 118
702	Rooming and boarding houses .....	28	22	3 916	2 620	49.5	1 107	653	69.5	105	109
703	Camps and recreational vehicle parks .....	125	119	44 816	38 687	15.8	11 615	8 340	39.3	821	1 009





**Table 3a. Comparative Statistics for Firms Subject to Federal Income Tax for the State: 1992 and 1987 — Con.**

[Includes only establishments with payroll. For meaning of abbreviations and symbols, see introductory text. For explanation of terms and comparability of 1987 and 1992 censuses, see appendix A]

SIC code	Kind of business or operation	Establishments		Receipts			Annual payroll			Paid employees for pay period including March 12	
		1992 (number)	1987 (number)	1992 (\$1,000)	1987 (\$1,000)	Percent change 1987 to 1992	1992 (\$1,000)	1987 (\$1,000)	Percent change 1987 to 1992	1992 (number)	1987 (number)
<b>80</b>	<b>Health services</b> -----	<b>9 753</b>	<b>8 367</b>	<b>6 680 465</b>	<b>4 012 474</b>	<b>66.5</b>	<b>3 027 200</b>	<b>1 756 967</b>	<b>72.3</b>	<b>102 181</b>	<b>78 403</b>
801	Offices and clinics of doctors of medicine ---	4 724	4 287	3 207 044	1 937 049	65.6	1 709 330	1 002 043	70.6	34 621	27 006
8011 pt.	Offices of doctors of medicine -----	4 649	4 207	3 087 077	1 895 217	62.9	1 671 374	985 598	69.6	32 953	26 125
8011 pt.	General medical clinics -----	75	80	119 967	41 832	186.8	37 956	16 445	130.8	1 668	881
802	Offices and clinics of dentists -----	2 524	2 324	811 992	526 697	54.2	325 786	209 647	55.4	12 879	11 150
803	Offices and clinics of doctors of osteopathy --	39	22	13 366	4 961	169.4	6 967	2 513	177.2	168	97
804	Offices and clinics of other health practitioners -----	1 440	989	376 695	195 360	92.8	140 229	67 909	106.5	5 831	3 747
8041	Offices and clinics of chiropractors -----	355	215	85 384	35 349	141.5	27 519	10 772	155.5	1 184	672
8042	Offices and clinics of optometrists -----	436	373	115 755	78 787	46.9	32 780	23 190	41.4	1 720	1 458
8043	Offices and clinics of podiatrists -----	164	142	40 402	26 753	51.0	15 965	9 969	60.1	602	440
8049	Offices and clinics of health practitioners, n.e.c. -----	485	259	135 154	54 471	148.1	63 965	23 978	166.8	2 325	1 177
805	Nursing and personal care facilities -----	251	185	576 727	342 214	68.5	274 255	147 838	85.5	20 649	15 398
8051	Skilled nursing care facilities -----	129	110	367 375	261 990	40.2	169 627	113 529	49.4	12 821	11 606
8052	Intermediate care facilities -----	74	43	184 828	70 146	163.5	94 405	30 174	212.9	6 916	3 307
8059	Nursing and personal care facilities, n.e.c. -	48	32	24 524	10 078	143.3	10 223	4 135	147.2	912	485
806	Hospitals -----	34	33	1 007 493	696 323	44.7	307 496	205 054	50.0	13 627	12 340
807, 8, 9	Other health services -----	741	527	687 148	309 870	121.8	263 137	121 963	115.8	14 406	8 665
807	Medical and dental laboratories -----	289	216	266 324	141 681	88.0	99 028	53 286	85.8	3 885	2 432
8071	Medical laboratories -----	153	89	237 257	115 750	105.0	85 572	41 736	105.0	3 262	1 748
8072	Dental laboratories -----	136	127	29 067	25 931	12.1	13 456	11 550	16.5	623	684
808	Home health care services -----	185	117	175 874	62 682	180.6	88 541	34 010	160.3	7 623	4 456
809	Miscellaneous health and allied services, n.e.c. -----	267	194	244 950	105 507	132.2	75 568	34 667	118.0	2 898	1 777
8092	Kidney dialysis centers -----	44	28	59 056	25 806	128.8	14 769	7 442	98.5	597	455
8093	Specialty outpatient facilities, n.e.c. -----	136	102	114 059	45 150	152.6	37 984	18 198	108.7	1 227	755
8099	Health and allied services, n.e.c. -----	87	64	71 835	34 551	107.9	22 815	9 027	152.7	1 074	567
<b>81</b>	<b>Legal services</b> -----	<b>3 309</b>	<b>2 961</b>	<b>1 623 288</b>	<b>1 019 476</b>	<b>59.2</b>	<b>686 107</b>	<b>402 247</b>	<b>70.6</b>	<b>18 795</b>	<b>15 622</b>
<b>823, 4, 9</b>	<b>Selected educational services</b> -----	<b>377</b>	<b>243</b>	<b>183 162</b>	<b>90 818</b>	<b>101.7</b>	<b>64 660</b>	<b>34 320</b>	<b>88.4</b>	<b>3 316</b>	<b>2 500</b>
823	Libraries -----	10	1	(D)	(D)	(D)	(D)	(D)	(D)	BB	AA
824	Vocational schools -----	130	89	103 566	55 590	86.3	34 546	24 425	41.4	1 724	1 558
829	Schools and educational services, n.e.c. -----	237	153	(D)	(D)	(D)	(D)	(D)	(D)	GG	FF
<b>83</b>	<b>Social services</b> -----	<b>1 437</b>	<b>1 063</b>	<b>376 012</b>	<b>214 869</b>	<b>75.0</b>	<b>152 935</b>	<b>87 575</b>	<b>74.6</b>	<b>15 171</b>	<b>11 608</b>
835	Child day care services -----	796	620	163 273	95 131	71.6	73 846	42 386	74.2	8 879	6 650
832, 3, 6, 9	Other social services -----	641	443	212 739	119 738	77.7	79 089	45 189	75.0	6 292	4 958
<b>87 ex. 8733</b>	<b>Engineering, accounting, research, management, and related services (except noncommercial research organizations)</b> -----	<b>6 806</b>	<b>5 527</b>	<b>6 851 851</b>	<b>4 647 758</b>	<b>47.4</b>	<b>3 072 916</b>	<b>2 131 134</b>	<b>44.2</b>	<b>86 114</b>	<b>76 874</b>
871	Engineering, architectural, and surveying services -----	2 160	1 814	3 398 965	2 488 172	36.6	1 497 054	1 222 034	22.5	39 264	40 710
8711	Engineering services -----	1 431	1 144	3 054 444	2 114 084	44.5	1 351 345	1 052 253	28.4	34 418	34 067
8712	Architectural services -----	456	418	264 919	285 813	-7.3	104 080	123 786	-15.9	3 075	4 287
8713	Surveying services -----	273	252	79 602	88 275	-9.8	41 629	45 995	-9.5	1 771	2 356
872	Accounting, auditing, and bookkeeping services -----	1 736	1 436	591 134	380 299	55.4	263 631	170 652	54.5	10 529	8 346
873 ex. 8733	Research, development, and testing services (except noncommercial research organizations) -----	437	386	632 489	461 581	37.0	267 381	196 232	36.3	8 530	6 764
8731	Commercial physical and biological research -----	173	149	399 928	325 105	23.0	172 399	139 809	23.3	4 145	4 392
8732	Commercial economic, sociological, and educational research -----	157	167	158 361	96 515	64.1	61 191	38 507	58.9	3 130	1 606
8734	Testing laboratories -----	107	70	74 200	39 961	85.7	33 791	17 916	88.6	1 255	766
874	Management and public relations services ---	2 473	1 891	2 229 263	1 317 706	69.2	1 044 850	542 216	92.7	27 791	21 054
8741	Management services -----	484	453	498 551	429 792	16.0	246 036	171 775	43.2	7 551	7 890
8742	Management consulting services -----	1 323	997	1 164 708	601 855	93.5	543 709	260 353	108.8	12 899	8 815
8743	Public relations services -----	132	103	63 168	30 345	108.2	24 874	13 547	83.6	473	378
8744	Facilities support management services ---	77	27	277 395	110 290	151.5	124 405	38 553	222.7	4 143	1 562
8748	Business consulting services, n.e.c. -----	457	311	225 441	145 424	55.0	105 826	57 988	82.5	2 725	2 409
<b>89</b>	<b>Services, n.e.c.</b> -----	<b>425</b>	<b>636</b>	<b>434 136</b>	<b>120 410</b>	<b>260.5</b>	<b>155 655</b>	<b>47 720</b>	<b>226.2</b>	<b>4 025</b>	<b>2 097</b>

**Table 3b. Comparative Statistics for Firms Exempt From Federal Income Tax for the State: 1992 and 1987**

[Includes only establishments with payroll. For meaning of abbreviations and symbols, see introductory text. For explanation of terms and comparability of 1987 and 1992 censuses, see appendix A]

SIC code	Kind of business or operation	Establishments		Expenses			Annual payroll			Paid employees for pay period including March 12	
		1992 (number)	1987 (number)	1992 (\$1,000)	1987 (\$1,000)	Percent change 1987 to 1992	1992 (\$1,000)	1987 (\$1,000)	Percent change 1987 to 1992	1992 (number)	1987 (number)
	<b>Total -----</b>	<b>4 728</b>	<b>3 885</b>	<b>10 116 355</b>	<b>6 031 661</b>	<b>67.7</b>	<b>4 190 894</b>	<b>2 537 177</b>	<b>65.2</b>	<b>176 356</b>	<b>143 791</b>
<b>7032, 704</b>	<b>Camps and membership lodging -----</b>	<b>44</b>	<b>32</b>	<b>9 423</b>	<b>3 846</b>	<b>145.0</b>	<b>3 121</b>	<b>1 172</b>	<b>166.3</b>	<b>253</b>	<b>113</b>
<b>792, 7991 pt., 7997, 7999 pt., 84</b>	<b>Selected amusement, recreation, and related services -----</b>	<b>418</b>	<b>369</b>	<b>318 004</b>	<b>227 459</b>	<b>39.8</b>	<b>131 091</b>	<b>92 742</b>	<b>41.4</b>	<b>8 015</b>	<b>7 407</b>
792	Theatrical producers (except motion picture), bands, orchestras, and entertainers -----	65	51	39 585	33 317	18.8	15 347	9 353	64.1	1 061	948
7991 pt., 7997	Gymnasiums, athletic clubs, and membership sports and recreation clubs -----	270	245	150 483	95 681	57.3	62 166	39 900	55.8	3 978	3 368
7999 pt. 84	Fairs -----	10	8	8 437	4 243	98.8	1 691	792	113.5	68	55
	Museums, art galleries, and botanical and zoological gardens -----	73	65	119 499	94 218	26.8	51 887	42 697	21.5	2 908	3 036
<b>8011 pt.; 8021 pt.; 805, 6, 8, 9</b>	<b>Selected health services -----</b>	<b>366</b>	<b>290</b>	<b>6 163 918</b>	<b>3 451 867</b>	<b>78.6</b>	<b>2 821 609</b>	<b>1 680 263</b>	<b>67.9</b>	<b>113 295</b>	<b>91 217</b>
8011 pt., 8021 pt.	Clinics of doctors of medicine and dentists -----	76	54	302 458	164 613	83.7	92 669	44 016	110.5	3 134	1 954
805	Nursing and personal care facilities -----	73	50	233 292	88 742	162.9	113 218	47 801	136.9	8 020	4 747
806	Hospitals -----	108	111	5 512 454	3 192 976	72.6	2 557 534	1 585 555	61.3	99 034	83 548
808, 9	Other health services -----	109	75	115 714	56 944	103.2	58 188	21 544	170.1	3 107	1 443
808	Home health care services -----	31	28	54 257	17 754	205.6	31 087	10 399	198.9	1 828	789
809	Miscellaneous health and allied services, n.e.c. -----	78	47	61 457	39 190	56.8	27 101	11 145	143.2	1 279	654
<b>8111 pt.</b>	<b>Legal aid societies and similar legal services -----</b>	<b>45</b>	<b>45</b>	<b>18 622</b>	<b>12 102</b>	<b>53.9</b>	<b>9 060</b>	<b>6 507</b>	<b>39.2</b>	<b>339</b>	<b>343</b>
<b>823, 4, 9</b>	<b>Selected educational services -----</b>	<b>150</b>	<b>93</b>	<b>47 038</b>	<b>25 494</b>	<b>84.5</b>	<b>18 364</b>	<b>7 209</b>	<b>154.7</b>	<b>1 110</b>	<b>498</b>
<b>83</b>	<b>Social services -----</b>	<b>1 583</b>	<b>1 221</b>	<b>1 037 965</b>	<b>643 103</b>	<b>61.4</b>	<b>379 166</b>	<b>231 810</b>	<b>63.6</b>	<b>26 875</b>	<b>21 827</b>
835	Child day care services -----	367	289	62 904	32 176	95.5	35 197	19 242	82.9	4 031	3 110
832, 3, 6, 9	Other social services -----	1 216	932	975 061	610 927	59.6	343 969	212 568	61.8	22 844	18 717
<b>861, 2, 4, 9</b>	<b>Selected membership organizations -----</b>	<b>1 940</b>	<b>1 698</b>	<b>1 723 614</b>	<b>1 178 756</b>	<b>46.2</b>	<b>478 749</b>	<b>301 574</b>	<b>58.8</b>	<b>18 697</b>	<b>15 740</b>
861	Business associations -----	541	434	738 397	629 996	17.2	226 827	135 497	67.4	6 230	4 755
864	Civic, social, and fraternal associations -----	852	794	298 857	168 655	77.2	78 811	56 849	38.6	6 067	5 711
862, 9	Other membership organizations -----	547	470	686 360	380 105	80.6	173 111	109 228	58.5	6 400	5 274
<b>873, 4 ex. 8744</b>	<b>Research, testing, and consulting services, except facilities support management services -----</b>	<b>182</b>	<b>137</b>	<b>797 771</b>	<b>489 034</b>	<b>63.1</b>	<b>349 734</b>	<b>215 900</b>	<b>62.0</b>	<b>7 772</b>	<b>6 646</b>
873	Research, development, and testing services -----	132	114	766 382	465 530	64.6	339 856	205 594	65.3	7 439	6 393
8731	Commercial physical and biological research -----	16	13	526 690	288 531	82.5	248 866	132 720	87.5	4 794	3 415
8732	Commercial economic, sociological, and educational research -----	24	12	(D)	(D)	(D)	(D)	(D)	(D)	FF	FF
8733	Noncommercial research organizations -----	88	85	180 323	(D)	(D)	61 022	(D)	(D)	1 904	GG
8734	Testing laboratories -----	4	4	(D)	(D)	(D)	(D)	(D)	(D)	AA	BB
874 ex. 8744	Management and public relations services, except facilities support management services -----	50	23	31 389	23 504	33.5	9 878	10 306	-4.2	333	253



# Places With 2,500 Inhabitants or More: 1992

appendix A. For information on geographic areas followed by ▲, see appendix F]

Selected kind-of-business or operation groups —Con.														
Miscellaneous repair services (SIC 76)		Amusement and recreation services, including motion pictures and museums (SIC 78, 79, 84)		Health services (SIC 80)		Legal services (SIC 81)		Selected educational services (SIC 823, 4, 9)		Social services (SIC 83)		Engineering, accounting, research, management, and related services (except noncommercial research organizations) (SIC 87 ex. 8733)		
Number	Receipts (\$1,000)	Number	Receipts (\$1,000)	Number	Receipts (\$1,000)	Number	Receipts (\$1,000)	Number	Receipts (\$1,000)	Number	Receipts (\$1,000)	Number	Receipts (\$1,000)	
1 757	820 711	2 437	1 287 756	9 753	6 680 465	3 309	1 623 288	377	183 162	1 437	376 012	6 806	6 851 851	1
3	1 046	20	2 162	26	7 138	22	3 663	—	—	7	384	18	21 030	2
—	—	3	211	2	(D)	—	—	—	—	—	—	—	—	3
3	1 046	17	1 951	24	(D)	22	3 663	—	—	7	384	18	21 030	4
5	(D)	20	6 120	39	12 860	1	(D)	2	(D)	15	(D)	29	18 577	5
28	8 948	55	35 471	309	185 549	159	128 509	17	7 783	24	14 077	384	497 080	6
1	(D)	1	(D)	14	8 825	—	—	—	—	2	(D)	—	—	7
3	313	1	(D)	5	2 500	4	377	—	—	2	(D)	2	(D)	8
5	(D)	8	651	18	5 720	7	(D)	1	(D)	6	(D)	5	1 155	9
3	312	5	(D)	10	3 691	4	531	—	—	7	935	3	(D)	10
23	14 948	77	60 093	291	225 341	173	144 535	19	15 666	30	6 364	580	1 230 491	11
19	3 763	13	3 282	31	15 143	3	(D)	2	(D)	11	878	21	3 131	12
1	(D)	4	(D)	5	(D)	5	(D)	—	—	—	—	3	(D)	13
5	(D)	11	1 755	10	5 138	2	(D)	2	(D)	6	1 080	13	15 224	14
6	1 098	13	942	27	10 301	12	(D)	1	(D)	6	(D)	22	3 275	15
1	(D)	3	(D)	6	2 673	2	(D)	—	—	1	(D)	1	(D)	16
3	357	5	502	14	5 058	6	921	—	—	5	1 672	14	1 906	17
4	(D)	19	6 519	20	8 766	22	8 283	—	—	6	1 724	19	13 086	18
2	(D)	1	(D)	7	3 055	4	(D)	—	—	—	—	9	554	19
12	2 019	9	(D)	32	17 238	11	6 430	—	—	—	—	25	4 282	20
1	(D)	3	276	6	3 744	4	1 232	1	(D)	—	—	4	(D)	21
1	(D)	1	(D)	4	3 775	4	384	—	—	2	(D)	1	(D)	22
15	4 320	16	2 748	28	11 190	11	3 172	—	—	8	351	18	3 103	23
—	—	4	410	9	3 551	4	1 047	—	—	1	(D)	4	298	24
15	4 320	12	2 338	19	7 639	7	2 125	—	—	7	(D)	14	2 805	25
—	—	2	(D)	9	3 145	6	626	1	(D)	2	(D)	3	(D)	26
3	181	9	2 422	20	6 859	8	1 494	—	—	4	384	10	943	27
—	—	3	(D)	—	—	1	(D)	—	—	—	—	2	(D)	28
1	(D)	4	259	4	2 218	5	1 014	—	—	2	(D)	1	(D)	29
39	8 184	42	11 700	201	91 003	74	35 374	10	(D)	28	6 874	150	45 246	30
67	58 201	56	26 416	219	125 015	41	12 369	6	(D)	53	19 631	113	63 117	31
50	14 145	87	38 279	285	215 881	67	18 141	13	2 137	52	15 660	144	65 753	32
4	(D)	5	(D)	11	5 027	8	521	—	—	3	(D)	7	756	33
—	—	2	(D)	9	(D)	3	158	—	—	2	(D)	1	(D)	34
4	(D)	3	(D)	2	(D)	5	363	—	—	1	(D)	6	(D)	35
—	—	3	(D)	12	8 080	5	752	—	—	1	(D)	—	—	36
8	(D)	7	2 513	31	17 419	8	1 408	—	—	3	(D)	11	1 426	37
—	—	3	(D)	15	4 404	6	1 815	—	—	4	1 233	3	755	38
—	—	1	(D)	1	(D)	—	—	—	—	—	—	3	(D)	39
4	(D)	12	2 344	47	22 420	12	3 081	1	(D)	1	(D)	22	7 236	40
1	(D)	7	(D)	44	21 594	12	3 081	1	(D)	1	(D)	20	(D)	41
3	(D)	5	(D)	3	826	—	—	—	—	—	—	2	(D)	42
2	(D)	—	—	9	3 006	3	288	—	—	1	(D)	1	(D)	43
—	—	—	—	5	(D)	—	—	—	—	—	—	—	—	44
2	(D)	—	—	4	(D)	3	288	—	—	1	(D)	1	(D)	45
21	5 472	26	3 382	106	60 469	21	5 953	1	(D)	9	(D)	30	(D)	46
4	1 354	4	1 052	9	3 825	6	707	—	—	1	(D)	2	(D)	47
4	1 106	2	(D)	7	(D)	4	(D)	—	—	4	653	5	(D)	48
5	731	5	(D)	14	15 634	3	611	—	—	4	(D)	7	1 757	49
5	(D)	3	(D)	24	8 852	4	391	—	—	3	445	7	1 241	50
220	117 949	343	340 379	1 461	1 022 245	347	199 962	101	59 828	171	67 907	1 844	2 692 562	51
15	3 608	8	4 119	54	26 295	6	(D)	4	2 783	7	3 862	64	134 156	52
8	3 017	6	6 886	84	82 969	15	8 514	2	(D)	10	(D)	53	58 161	53
197	111 324	329	329 374	1 323	912 981	326	(D)	95	(D)	154	(D)	1 727	2 500 245	54
11	(D)	35	19 411	128	155 845	174	75 633	1	(D)	6	3 353	135	240 917	55
11	4 932	8	5 018	79	29 966	26	17 702	2	(D)	2	(D)	62	65 521	56
17	3 170	25	6 412	57	26 763	37	7 748	2	(D)	14	3 734	50	29 421	57
4	1 931	10	3 185	49	25 341	29	6 292	2	(D)	8	(D)	25	24 549	58
13	1 239	15	3 227	8	1 422	8	1 456	—	—	6	(D)	25	4 872	59
2	(D)	5	304	5	2 181	5	548	—	—	—	—	1	(D)	60
—	—	1	(D)	5	2 344	4	344	—	—	1	(D)	8	(D)	61
6	1 456	10	986	26	13 284	13	2 545	—	—	4	2 143	13	2 831	62
1	(D)	4	588	14	10 568	12	(D)	—	—	2	(D)	9	(D)	63
5	(D)	6	398	12	2 716	1	(D)	—	—	2	(D)	4	(D)	64
1	(D)	3	(D)	27	12 665	10	1 336	—	—	5	1 307	3	736	65
8	934	16	1 661	7	2 140	3	(D)	—	—	9	(D)	14	3 378	66
13	4 944	31	8 365	136	99 044	43	10 668	3	490	23	5 124	62	30 096	67
4	(D)	8	1 740	33	24 480	7	724	—	—	3	204	11	2 814	68
3	(D)	5	400	21	7 433	5	1 044	—	—	2	(D)	6	1 856	69
5	(D)	10	(D)	32	16 513	12	2 342	—	—	6	954	20	5 040	70
4	(D)	5	(D)	10	(D)	10	(D)	—	—	3	(D)	7	(D)	71

## SERVICE INDUSTRIES—GEOGRAPHIC AREA SERIES

VIRGINIA VA—21





Places With 2,500 Inhabitants or More: 1992 -Con.

appendix A. For information on geographic areas followed by ▲, see appendix F]

Selected kind-of-business or operation groups -Con.													
Miscellaneous repair services (SIC 76)		Amusement and recreation services, including motion pictures and museums (SIC 78, 79, 84)		Health services (SIC 80)		Legal services (SIC 81)		Selected educational services (SIC 823, 4, 9)		Social services (SIC 83)		Engineering, accounting, research, management, and related services (except noncommercial research organizations) (SIC 87 ex. 8733)	
Number	Receipts (\$1,000)	Number	Receipts (\$1,000)	Number	Receipts (\$1,000)	Number	Receipts (\$1,000)	Number	Receipts (\$1,000)	Number	Receipts (\$1,000)	Number	Receipts (\$1,000)
2	(D)	2	(D)	6	1 840	3	336	-	-	1	(D)	2	(D)
2	(D)	4	(D)	3	414	3	(D)	-	-	2	(D)	4	(D)
-	-	-	-	-	-	-	-	-	-	-	-	-	(D) 3
1	(D)	9	1 231	6	998	14	1 867	-	-	7	823	6	834
29	14 533	43	14 030	176	93 588	54	14 148	5	(D)	29	4 288	76	112 093
36	15 069	24	(D)	73	32 396	25	(D)	2	(D)	14	(D)	74	20 873
13	3 957	4	906	18	4 108	8	1 496	1	(D)	3	(D)	17	6 154
23	11 112	20	(D)	55	28 288	17	(D)	1	(D)	11	(D)	57	14 719
27	7 161	26	7 569	118	63 043	33	14 012	2	(D)	9	1 691	50	27 340
52	31 978	82	52 971	399	493 127	92	30 390	17	(D)	54	17 239	217	100 317
9	1 979	9	841	24	8 015	2	(D)	2	(D)	7	940	10	703
-	-	-	-	1	(D)	1	(D)	1	(D)	2	(D)	3	86
5	385	5	(D)	45	26 464	14	5 541	-	-	4	(D)	8	6 081
7	913	10	(D)	16	4 326	6	1 229	1	(D)	6	1 173	8	1 021
2	(D)	5	457	11	3 344	6	1 229	6	1 173	6	1 173	5	785
5	(D)	5	(D)	5	982	-	-	1	(D)	-	-	3	236
1	(D)	7	(D)	13	4 960	3	(D)	1	(D)	1	(D)	9	2 620
-	-	-	-	1	(D)	-	-	-	-	1	(D)	1	(D)
3	(D)	2	(D)	5	4 678	5	(D)	-	-	4	255	29	45 487
-	-	1	(D)	8	2 506	9	1 332	1	(D)	3	(D)	2	(D)
-	-	1	(D)	4	1 697	8	(D)	1	(D)	2	(D)	1	(D)
-	-	-	-	4	809	1	(D)	1	(D)	1	(D)	1	(D)
3	(D)	6	(D)	23	11 758	14	4 017	2	(D)	6	977	15	2 289
1	(D)	6	2 324	19	8 386	9	1 331	-	-	-	-	6	441
-	-	8	1 573	35	8 980	11	3 216	-	-	6	(D)	14	1 603
30	24 235	47	35 599	156	75 399	60	18 575	14	5 630	19	6 813	167	106 742
4	1 327	13	6 521	67	41 351	45	14 778	4	1 626	5	908	57	22 988
26	22 908	34	29 078	89	34 048	15	3 797	10	4 004	14	5 905	110	83 754
6	738	5	(D)	11	4 774	11	2 001	-	-	1	(D)	10	1 996
3	(D)	3	79	4	822	3	327	-	-	2	(D)	3	320
24	9 928	43	12 483	174	113 859	43	15 533	3	(D)	21	(D)	63	51 460
2	(D)	1	(D)	10	4 471	7	809	1	(D)	2	(D)	7	347
10	(D)	19	7 831	69	29 496	52	10 649	3	(D)	12	5 505	36	15 774
5	(D)	1	(D)	2	(D)	1	(D)	-	-	-	-	5	1 557
5	2 044	17	7 616	68	41 232	18	6 020	1	(D)	6	537	26	13 728
1	(D)	1	(D)	6	1 373	5	559	-	-	1	(D)	6	(D)
10	1 754	12	(D)	33	11 042	8	1 740	1	(D)	8	1 581	13	2 863
4	737	3	525	20	7 732	5	(D)	1	(D)	4	(D)	3	1 320
6	1 017	9	(D)	13	3 310	3	(D)	-	-	4	(D)	10	1 543
1	(D)	1	(D)	8	2 631	6	482	1	(D)	3	(D)	10	2 434
18	3 086	19	6 049	80	67 519	32	4 500	3	(D)	11	3 091	60	23 685
10	(D)	10	2 994	51	58 228	16	2 283	3	(D)	6	1 215	47	21 540
6	(D)	9	3 055	24	6 321	15	(D)	-	-	4	(D)	9	(D)
2	(D)	-	-	5	2 970	1	(D)	-	-	1	(D)	4	(D)
-	-	6	(D)	8	2 903	7	1 158	2	(D)	3	(D)	14	2 969
3	(D)	1	(D)	9	(D)	5	(D)	-	-	2	(D)	6	(D)
36	7 352	53	26 486	321	162 209	86	34 237	10	(D)	37	9 387	111	94 361
87	75 175	68	36 540	400	364 674	151	127 446	10	2 264	48	13 249	180	184 914
4	1 218	2	(D)	22	12 008	9	868	-	-	-	-	6	483
10	1 872	4	775	10	2 534	1	(D)	-	-	1	(D)	4	518
2	(D)	2	(D)	32	17 325	12	7 407	-	-	1	(D)	7	3 618
5	561	5	419	11	7 899	4	597	-	-	4	988	7	634
1	(D)	2	(D)	7	6 997	3	(D)	-	-	4	988	4	(D)
4	(D)	3	(D)	4	902	1	(D)	-	-	1	(D)	3	(D)
5	1 615	15	1 763	21	4 648	12	2 080	1	(D)	2	(D)	12	1 692
1	(D)	8	699	13	3 472	9	1 881	-	-	2	(D)	7	927
4	(D)	7	1 064	8	1 176	3	199	1	(D)	-	-	5	765
5	300	15	(D)	16	6 255	10	1 577	1	(D)	8	698	11	1 701
4	(D)	11	(D)	14	(D)	10	1 577	1	(D)	5	(D)	7	1 525
1	(D)	4	(D)	2	(D)	-	-	-	-	3	(D)	4	176
1	(D)	2	(D)	15	8 948	9	836	-	-	3	132	4	542
11	2 694	16	3 876	94	57 613	17	5 954	-	-	10	1 532	12	2 821
14	2 108	8	2 956	33	18 691	11	2 280	1	(D)	10	(D)	12	(D)
-	-	4	(D)	13	5 263	1	(D)	-	-	3	(D)	6	(D)
37	18 598	25	7 657	157	118 147	44	23 127	3	(D)	18	4 408	41	35 104
4	405	6	2 138	4	(D)	2	(D)	-	-	3	405	10	(D)
5	(D)	6	919	35	18 839	9	1 171	-	-	7	670	7	1 416
3	332	5	(D)	34	(D)	9	1 171	-	-	1	(D)	3	(D)
2	(D)	1	(D)	1	(D)	-	-	-	-	6	(D)	4	(D)
1	(D)	8	(D)	4	(D)	4	1 470	-	-	4	(D)	7	3 187
64	15 281	68	26 592	229	115 865	46	16 483	13	3 075	41	10 889	145	63 230
-	-	5	510	6	1 650	3	407	-	-	3	(D)	4	(D)
64	15 281	63	26 082	223	114 215	43	16 076	13	3 075	38	(D)	141	(D)

SERVICE INDUSTRIES—GEOGRAPHIC AREA SERIES

VIRGINIA VA-23

**Table 4. Summary Statistics for Firms Subject to Federal Income Tax for Counties and for**

[Includes only establishments with payroll. For meaning of abbreviations and symbols, see introductory text. For explanation of terms and comparability of 1987 and 1992 censuses, see

	Geographic area	Estab- lish- ments (number)	Receipts (\$1,000)	Annual payroll (\$1,000)	First- quarter payroll (\$1,000)	Paid employees for pay period including March 12 (number)	Selected kind-of-business or operation groups							
							Hotels, rooming houses, camps, and other lodging places (except membership lodging) (SIC 70 ex. 704)		Personal services (SIC 72)		Business services (SIC 73)		Automotive repair, services, and parking (SIC 75)	
							Number	Receipts (\$1,000)	Number	Receipts (\$1,000)	Number	Receipts (\$1,000)	Number	Receipts (\$1,000)
1	Pulaski County -----	151	60 585	20 259	4 676	1 202	3	(D)	33	6 133	9	2 287	13	1 687
2	Pulaski -----	83	45 602	14 805	3 464	829	1	(D)	17	4 715	5	1 261	5	400
3	Balance of county -----	68	14 983	5 454	1 212	373	2	(D)	16	1 418	4	1 026	8	1 287
4	Radford city (IC) -----	119	40 151	19 147	4 184	792	4	(D)	12	2 489	14	2 972	5	520
5	Rappahannock County -----	32	6 327	1 810	434	101	4	251	1	(D)	9	3 539	2	(D)
6	Richmond County -----	37	10 101	3 852	866	326	-	-	3	(D)	2	(D)	4	408
7	Richmond city (IC) -----	2 726	2 237 386	913 874	209 347	37 899	42	69 848	268	84 326	525	393 861	297	139 590
8	Roanoke County -----	443	151 335	65 324	14 660	3 750	12	(D)	44	10 289	100	39 089	37	7 303
9	Vinton -----	86	28 832	9 584	2 216	691	1	(D)	15	6 179	15	3 178	14	3 368
10	Balance of county -----	357	122 503	55 740	12 444	3 059	11	(D)	29	4 110	85	35 911	23	3 935
11	Roanoke city (IC) -----	1 070	594 669	256 529	55 478	12 639	24	31 671	139	38 236	182	122 054	157	39 647
12	Rockbridge County -----	36	10 341	3 338	645	273	11	6 705	3	79	2	(D)	5	824
13	Rockingham County -----	181	42 205	15 695	3 717	1 129	4	(D)	25	1 918	23	4 231	31	8 051
14	Bridgewater -----	28	9 667	3 928	931	184	-	-	5	484	2	(D)	4	(D)
15	Balance of county -----	153	32 538	11 767	2 786	945	4	(D)	20	1 434	21	(D)	27	(D)
16	Russell County -----	92	42 357	14 364	3 217	885	3	578	12	2 004	11	4 445	8	1 114
17	Lebanon -----	53	34 055	11 342	2 558	691	1	(D)	6	602	7	(D)	-	-
18	Balance of county -----	39	8 302	3 022	659	194	2	(D)	6	1 402	4	(D)	8	1 114
19	Salem city (IC) -----	230	213 592	75 881	19 853	3 750	7	4 820	36	4 656	26	4 903	40	11 693
20	Scott County -----	56	44 847	12 561	2 824	636	1	(D)	11	(D)	4	105	7	3 646
21	Shenandoah County -----	176	49 262	15 553	3 700	1 282	11	9 625	24	3 083	20	3 802	23	4 553
22	Strasburg -----	14	2 482	710	167	52	-	-	4	(D)	1	(D)	4	840
23	Woodstock -----	73	17 554	6 470	1 574	410	4	(D)	11	1 454	5	855	3	(D)
24	Balance of county -----	89	29 226	8 373	1 959	820	7	(D)	9	(D)	14	(D)	16	(D)
25	Smyth County -----	150	45 285	18 153	3 935	955	5	2 023	25	3 306	12	4 824	14	3 032
26	Marion -----	103	31 288	13 187	2 781	609	4	(D)	14	2 079	9	(D)	6	766
27	Balance of county -----	47	13 997	4 966	1 154	346	1	(D)	11	1 227	3	(D)	8	2 266
28	South Boston city (IC) -----	118	37 890	14 590	3 273	745	5	1 701	24	2 422	10	2 633	14	3 692
29	Southampton County -----	46	11 498	3 996	824	300	1	(D)	14	939	2	(D)	8	2 045
30	Spotsylvania County -----	48	11 384	4 296	1 039	312	1	(D)	6	725	9	2 286	6	(D)
31	Stafford County -----	333	94 461	34 221	7 868	2 331	10	6 824	43	5 735	56	21 155	47	14 247
32	Staunton city (IC) -----	221	71 856	29 230	6 334	1 691	8	6 347	36	6 509	25	5 880	16	4 079
33	Suffolk city (IC) -----	251	81 284	35 438	8 007	1 976	7	2 511	41	5 459	25	4 623	32	8 374
34	Surry County -----	15	7 641	1 600	400	46	1	(D)	1	(D)	1	(D)	1	(D)
35	Sussex County -----	38	10 252	3 385	576	222	3	320	11	1 188	1	(D)	3	557
36	Tazewell County -----	309	166 070	54 906	12 487	2 658	7	2 365	46	15 877	24	5 163	40	9 451
37	Bluefield -----	67	31 500	10 926	2 677	614	-	-	10	(D)	6	1 340	5	1 272
38	Richlands -----	94	74 541	23 869	5 294	1 003	1	(D)	16	1 715	2	(D)	11	2 043
39	Tazewell -----	77	25 323	7 844	1 788	493	2	(D)	7	995	9	3 248	7	1 113
40	Balance of county -----	71	34 706	12 267	2 728	548	4	1 982	13	(D)	7	(D)	17	5 023
41	Virginia Beach city (IC) -----	2 998	1 523 527	598 712	134 336	30 833	128	127 668	429	77 597	552	338 781	225	77 844
42	Warren County -----	170	44 008	15 821	3 508	1 006	14	4 963	24	6 138	21	4 196	20	2 474
43	Front Royal -----	138	36 947	13 762	3 076	842	12	(D)	22	(D)	14	3 552	16	2 350
44	Balance of county -----	32	7 061	2 059	432	164	2	(D)	2	(D)	7	644	4	124
45	Washington County -----	217	82 852	31 360	6 875	1 526	12	7 608	24	(D)	19	3 030	17	3 537
46	Abingdon -----	181	77 397	29 691	6 469	1 389	9	7 128	20	3 426	16	2 309	13	3 257
47	Balance of county -----	36	5 455	1 669	406	137	3	480	4	(D)	3	721	4	280
48	Waynesboro city (IC) -----	161	58 061	28 019	5 904	1 591	5	4 374	27	6 493	23	12 879	13	4 106
49	Westmoreland County -----	65	14 950	3 971	805	248	10	4 422	8	964	5	2 117	8	1 459
50	Colonial Beach -----	8	1 189	436	75	34	2	(D)	1	(D)	-	-	1	(D)
51	Balance of county -----	57	13 761	3 535	730	214	8	(D)	7	(D)	5	2 117	7	(D)
52	Williamsburg city (IC) -----	430	380 751	122 458	23 374	7 770	73	170 130	49	7 835	60	25 612	15	6 678
53	Winchester city (IC) -----	433	198 280	84 518	18 199	3 600	12	10 056	72	13 168	38	13 614	42	14 359
54	Wise County -----	193	54 554	20 536	4 443	1 057	4	506	26	3 579	23	4 618	24	5 248
55	Big Stone Gap -----	50	18 892	8 027	1 596	404	1	(D)	9	1 292	5	1 429	3	770
56	Wise -----	62	21 743	8 228	1 874	357	1	(D)	4	(D)	8	1 902	7	1 866
57	Balance of county -----	81	13 919	4 281	973	296	2	(D)	13	(D)	10	1 287	14	2 612
58	Wythe County -----	136	42 523	14 649	3 083	1 057	18	10 436	17	2 195	17	8 564	19	3 394
59	Wytheville -----	104	37 010	13 046	2 713	907	13	9 047	13	(D)	11	8 049	12	1 517
60	Balance of county -----	32	5 513	1 603	370	150	5	1 389	4	(D)	6	515	7	1 877
61	York County -----	192	50 719	19 291	4 302	1 137	5	1 698	24	3 040	36	5 026	29	9 183

**Places With 2,500 Inhabitants or More: 1992 —Con.**

appendix A. For information on geographic areas followed by ▲, see appendix F]

Selected kind-of-business or operation groups —Con.														
Miscellaneous repair services (SIC 76)		Amusement and recreation services, including motion pictures and museums (SIC 78, 79, 84)		Health services (SIC 80)		Legal services (SIC 81)		Selected educational services (SIC 823, 4, 9)		Social services (SIC 83)		Engineering, accounting, research, management, and related services (except noncommercial research organizations) (SIC 87 ex. 8733)		
Number	Receipts (\$1,000)	Number	Receipts (\$1,000)	Number	Receipts (\$1,000)	Number	Receipts (\$1,000)	Number	Receipts (\$1,000)	Number	Receipts (\$1,000)	Number	Receipts (\$1,000)	
5	(D)	10	1 775	43	40 630	13	2 797	—	—	7	3 111	15	1 130	1
3	(D)	7	586	28	33 819	7	2 216	—	—	4	(D)	6	704	2
2	(D)	3	1 189	15	6 811	6	581	—	—	3	(D)	9	426	3
3	289	4	770	49	24 538	10	3 023	2	(D)	2	(D)	14	3 006	4
2	(D)	2	(D)	1	(D)	4	729	—	—	1	(D)	6	789	5
5	748	3	(D)	7	5 736	7	1 121	—	—	2	(D)	4	311	6
103	105 454	95	46 967	638	699 266	265	317 832	26	8 434	91	29 272	347	294 839	7
21	4 632	32	6 770	84	40 008	16	5 466	4	(D)	17	4 073	74	26 298	8
1	(D)	8	2 762	15	9 538	5	2 051	1	(D)	3	650	8	851	9
20	(D)	24	4 008	69	30 470	11	3 415	3	(D)	14	3 423	66	25 447	10
50	22 493	45	18 187	238	190 506	85	60 761	6	(D)	46	11 531	95	57 270	11
2	(D)	3	(D)	4	894	—	—	—	—	2	(D)	4	229	12
15	6 030	13	(D)	36	9 278	2	(D)	1	(D)	17	1 509	14	3 229	13
—	—	4	202	10	1 873	1	(D)	—	—	—	—	2	(D)	14
15	6 030	9	(D)	26	7 405	1	(D)	1	(D)	17	1 509	12	(D)	15
7	2 192	4	239	22	26 251	10	3 242	—	—	7	1 584	8	708	16
3	(D)	3	(D)	16	25 132	9	(D)	—	—	2	(D)	6	(D)	17
4	(D)	1	(D)	6	1 119	1	(D)	—	—	5	(D)	2	(D)	18
15	3 068	11	5 540	51	166 985	18	3 344	—	—	7	4 560	19	4 023	19
1	(D)	5	734	12	9 605	6	880	—	—	2	(D)	7	(D)	20
9	1 520	11	4 929	37	15 911	17	2 304	—	—	10	1 862	9	1 011	21
—	—	1	(D)	3	540	—	—	—	—	—	—	—	—	22
1	(D)	3	589	20	8 375	12	1 483	—	—	4	(D)	6	(D)	23
8	(D)	7	(D)	14	6 996	5	821	—	—	6	(D)	3	(D)	24
7	1 848	13	1 076	43	19 134	11	1 941	—	—	5	804	15	7 297	25
4	1 257	5	728	38	(D)	11	1 941	—	—	1	(D)	11	6 294	26
3	591	8	348	5	(D)	—	—	—	—	4	(D)	4	1 003	27
5	(D)	11	2 672	35	21 748	4	713	1	(D)	2	(D)	7	1 007	28
2	(D)	6	1 061	4	(D)	7	856	—	—	—	—	2	(D)	29
3	275	4	588	5	(D)	6	1 414	1	(D)	1	(D)	3	630	30
18	2 963	28	8 386	42	16 909	19	2 944	3	(D)	23	4 985	37	7 042	31
10	1 786	14	5 540	64	28 593	19	4 868	3	1 284	7	828	19	6 142	32
16	1 795	6	(D)	74	46 056	15	3 844	3	(D)	4	1 233	27	5 570	33
1	(D)	—	—	2	(D)	4	401	—	—	—	—	4	6 673	34
1	(D)	3	(D)	6	6 880	6	654	—	—	2	(D)	2	(D)	35
27	25 366	16	(D)	96	91 868	26	5 223	—	—	5	(D)	21	3 496	36
5	(D)	3	493	29	11 035	4	(D)	—	—	—	—	3	(D)	37
4	349	4	416	41	66 244	5	1 055	—	—	1	(D)	9	1 883	38
12	6 395	3	(D)	13	8 097	16	3 371	—	—	1	(D)	7	1 032	39
6	(D)	6	(D)	13	6 492	1	(D)	—	—	1	(D)	2	(D)	40
106	66 745	180	105 035	673	347 740	180	74 663	33	13 761	102	21 442	372	269 401	41
8	(D)	11	5 055	38	12 954	15	2 043	—	—	4	(D)	14	1 179	42
3	761	5	2 538	37	(D)	14	(D)	—	—	3	(D)	11	833	43
5	(D)	6	2 517	1	(D)	1	(D)	—	—	1	(D)	3	346	44
10	(D)	13	7 327	52	29 574	20	11 281	—	—	23	6 250	26	(D)	45
7	(D)	11	(D)	44	28 018	20	11 281	—	—	18	5 783	22	7 782	46
3	(D)	2	(D)	8	1 556	—	—	—	—	5	467	4	(D)	47
7	1 435	9	(D)	52	22 904	8	2 231	—	—	1	(D)	16	2 915	48
2	(D)	3	(D)	7	1 298	9	1 440	—	—	2	(D)	11	1 763	49
—	—	1	(D)	3	437	—	—	—	—	—	—	—	—	50
2	(D)	2	(D)	4	861	9	1 440	—	—	2	(D)	11	1 763	51
6	(D)	26	(D)	112	47 904	22	5 626	2	(D)	8	(D)	54	37 596	52
16	7 647	33	11 800	135	90 695	31	10 415	1	(D)	12	2 858	38	22 853	53
12	3 081	16	1 673	44	21 079	16	2 660	—	—	5	(D)	21	10 561	54
1	(D)	3	403	15	12 239	5	732	—	—	4	(D)	4	1 463	55
7	2 311	5	443	15	5 468	6	1 166	—	—	—	—	9	8 123	56
4	(D)	8	827	14	3 372	5	762	—	—	1	(D)	8	975	57
3	(D)	9	864	31	11 536	8	1 382	1	(D)	6	(D)	7	1 116	58
2	(D)	7	(D)	25	10 614	8	1 382	1	(D)	5	(D)	7	1 116	59
1	(D)	2	(D)	6	922	—	—	—	—	1	(D)	—	—	60
9	3 984	7	(D)	37	16 387	12	2 215	2	(D)	5	1 399	23	4 501	61

**Table 5. Summary Statistics for Firms Subject to Federal Income Tax for Places With 350 Establishments or More: 1992**

[Includes only establishments with payroll. For meaning of abbreviations and symbols, see introductory text. For explanation of terms and comparability of 1987 and 1992 censuses, see appendix A. For information on geographic areas followed by ▲, see appendix F]

SIC code	Geographic area and kind of business or operation	Establishments (number)	Receipts (\$1,000)	Annual payroll (\$1,000)	First-quarter payroll (\$1,000)	Paid employees for pay period including March 12 (number)
<b>ALEXANDRIA (IC)</b>						
	<b>Total</b> .....	<b>1 619</b>	<b>1 619 673</b>	<b>670 292</b>	<b>153 330</b>	<b>21 064</b>
<b>70 ex. 704</b>	<b>Hotels, rooming houses, camps, and other lodging places (except membership lodging)</b> .....	<b>17</b>	<b>83 504</b>	<b>25 190</b>	<b>5 926</b>	<b>1 781</b>
7011	Hotels and motels .....	16	(D)	(D)	(D)	GG
7011 pt.	Hotels .....	11	(D)	(D)	(D)	GG
7011 pt.	Motels, motor hotels, and tourist courts .....	5	(D)	(D)	(D)	BB
702, 3	Other lodging places .....	1	(D)	(D)	(D)	AA
<b>72</b>	<b>Personal services</b> .....	<b>144</b>	<b>43 561</b>	<b>16 001</b>	<b>3 629</b>	<b>1 011</b>
721	Laundry, cleaning, and garment services .....	43	18 903	6 735	1 532	407
7211	Power laundries, family and commercial* .....	1	(D)	(D)	(D)	AA
7213	Linen supply* .....	1	(D)	(D)	(D)	CC
7215	Coin-operated laundries and drycleaning .....	7	1 038	113	27	7
7216	Drycleaning plants, except rug cleaning* .....	21	7 523	2 610	587	164
7217	Carpet and upholstery cleaning .....	5	1 759	806	138	50
7218	Industrial laundries* .....	2	(D)	(D)	(D)	AA
7212, 9	Other laundry, cleaning, and garment services* .....	6	(D)	(D)	(D)	BB
722	Photographic studios, portrait .....	6	1 821	442	94	22
723, 4	Beauty and barber shops .....	70	12 270	5 746	1 352	392
723	Beauty shops .....	66	11 527	5 309	1 252	372
724	Barber shops .....	4	743	437	100	20
725	Shoe repair shops and shoeshine parlors .....	4	433	75	18	5
726	Funeral service and crematories .....	4	5 026	1 595	331	69
729	Miscellaneous personal services .....	17	5 108	1 408	302	116
<b>73</b>	<b>Business services</b> .....	<b>356</b>	<b>478 920</b>	<b>206 772</b>	<b>48 440</b>	<b>7 078</b>
731	Advertising .....	20	14 583	6 446	1 405	142
732	Consumer credit reporting agencies, mercantile reporting agencies, and adjustment and collection agencies .....	5	5 199	2 703	573	94
733	Mailing, reproduction, commercial art and photography, and stenographic services .....	63	37 189	13 127	3 079	521
734	Services to dwellings and other buildings .....	38	22 948	12 957	2 482	1 181
735	Miscellaneous equipment rental and leasing .....	13	16 288	3 214	708	128
736	Personnel supply services .....	23	11 549	7 583	1 841	625
737	Computer programming, data processing, and other computer related services .....	118	287 500	132 777	32 227	3 391
7371, 2, 3	Computer programming, prepackaged software, and integrated systems .....	67	178 402	91 721	22 527	2 407
7374, 5, 6	Data processing services .....	16	51 103	15 511	3 971	436
7377, 8, 9	Computer rental and leasing, maintenance, and related services, n.e.c. ....	35	57 995	25 545	5 729	548
738	Miscellaneous business services .....	76	83 664	27 965	6 125	996
<b>75</b>	<b>Automotive repair, services, and parking</b> .....	<b>101</b>	<b>94 953</b>	<b>19 705</b>	<b>4 843</b>	<b>985</b>
751	Automotive rental and leasing, without drivers .....	12	51 336	7 667	1 842	490
752	Automobile parking .....	30	7 930	1 054	250	72
753	Automotive repair shops .....	50	31 406	9 713	2 421	331
7532	Top, body, and upholstery repair shops and paint shops .....	13	10 699	3 836	952	127
7538	General automotive repair shops .....	28	16 083	4 841	1 178	162
7533, 4, 6, 7, 9	Other automotive repair shops .....	9	4 624	1 036	291	42
754	Automotive services, except repair .....	9	4 281	1 271	330	92
<b>76</b>	<b>Miscellaneous repair services</b> .....	<b>28</b>	<b>8 948</b>	<b>3 093</b>	<b>791</b>	<b>152</b>
762	Electrical repair shops .....	4	(D)	(D)	(D)	BB
7622	Radio and television repair shops .....	2	(D)	(D)	(D)	AA
7623, 9	Other electrical and electronic repair shops .....	2	(D)	(D)	(D)	BB
763	Watch, clock, and jewelry repair .....	—	—	—	—	—
764	Reupholstery and furniture repair .....	8	1 732	466	131	26
769	Miscellaneous repair and related services .....	16	(D)	(D)	(D)	BB
<b>78, 79, 84</b>	<b>Amusement and recreation services, including motion pictures and museums</b> .....	<b>55</b>	<b>35 471</b>	<b>11 173</b>	<b>2 638</b>	<b>610</b>
781, 2	Motion picture production, distribution, and services .....	9	(D)	(D)	(D)	BB
783	Motion picture theaters .....	3	4 122	377	95	53
784	Video tape rental .....	12	4 459	829	253	119
792	Theatrical producers (except motion picture), bands, orchestras, and entertainers .....	10	8 720	4 263	939	85
793	Bowling centers .....	2	(D)	(D)	(D)	BB
79 ex. 792, 3, 84	Commercial sports and other amusement and recreation services, including museums .....	19	11 961	3 240	787	246
<b>80</b>	<b>Health services</b> .....	<b>309</b>	<b>185 549</b>	<b>87 680</b>	<b>19 512</b>	<b>2 326</b>
801	Offices and clinics of doctors of medicine .....	171	97 787	53 950	11 572	963
802	Offices and clinics of dentists .....	66	23 570	10 364	2 399	307
803	Offices and clinics of doctors of osteopathy .....	2	(D)	(D)	(D)	AA
804	Offices and clinics of other health practitioners .....	39	12 894	5 461	1 235	165
805	Nursing and personal care facilities .....	3	(D)	(D)	(D)	EE
806	Hospitals .....	1	(D)	(D)	(D)	AA
807, 8, 9	Other health services .....	27	(D)	(D)	(D)	EE
<b>81</b>	<b>Legal services</b> .....	<b>159</b>	<b>128 509</b>	<b>47 273</b>	<b>10 587</b>	<b>1 162</b>
<b>823, 4, 9</b>	<b>Selected educational services</b> .....	<b>17</b>	<b>7 783</b>	<b>2 074</b>	<b>474</b>	<b>80</b>

**Table 5. Summary Statistics for Firms Subject to Federal Income Tax for Places With 350 Establishments or More: 1992 — Con.**

[Includes only establishments with payroll. For meaning of abbreviations and symbols, see introductory text. For explanation of terms and comparability of 1987 and 1992 censuses, see appendix A. For information on geographic areas followed by ▲, see appendix F]

SIC code	Geographic area and kind of business or operation	Establishments (number)	Receipts (\$1,000)	Annual payroll (\$1,000)	First-quarter payroll (\$1,000)	Paid employees for pay period including March 12 (number)
<b>ALEXANDRIA (IC) — Con.</b>						
<b>83</b>	<b>Social services</b> .....	<b>24</b>	<b>14 077</b>	<b>3 290</b>	<b>766</b>	<b>211</b>
835	Child day care services .....	12	2 730	1 449	310	116
832, 3, 6, 9	Other social services .....	12	11 347	1 841	456	95
<b>87 ex. 8733</b>	<b>Engineering, accounting, research, management, and related services (except noncommercial research organizations)</b> .....	<b>384</b>	<b>497 080</b>	<b>230 386</b>	<b>51 364</b>	<b>5 190</b>
871	Engineering, architectural, and surveying services .....	112	209 119	96 190	22 610	2 264
872	Accounting, auditing, and bookkeeping services .....	45	19 091	9 608	2 105	295
873 ex. 8733	Research, development, and testing services (except noncommercial research organizations) .....	31	44 304	18 974	4 117	436
874	Management and public relations services .....	196	224 566	105 614	22 532	2 195
<b>89</b>	<b>Services, n.e.c.</b> .....	<b>25</b>	<b>41 318</b>	<b>17 655</b>	<b>4 360</b>	<b>478</b>
<b>CHARLOTTEVILLE (IC)</b>						
	<b>Total</b> .....	<b>876</b>	<b>338 998</b>	<b>135 761</b>	<b>30 681</b>	<b>7 641</b>
<b>70 ex. 704</b>	<b>Hotels, rooming houses, camps, and other lodging places (except membership lodging)</b> .....	<b>24</b>	<b>(D)</b>	<b>(D)</b>	<b>(D)</b>	<b>FF</b>
7011	Hotels and motels .....	20	25 511	7 182	1 629	678
7011 pt.	Hotels .....	6	(D)	(D)	(D)	EE
7011 pt.	Motels, motor hotels, and tourist courts .....	14	(D)	(D)	(D)	EE
702, 3	Other lodging places .....	4	(D)	(D)	(D)	AA
<b>72</b>	<b>Personal services</b> .....	<b>98</b>	<b>23 577</b>	<b>9 391</b>	<b>2 182</b>	<b>771</b>
721	Laundry, cleaning, and garment services .....	24	9 898	3 981	936	268
7211	Power laundries, family and commercial* .....	—	—	—	—	—
7213	Linen supply* .....	1	(D)	(D)	(D)	BB
7215	Coin-operated laundries and drycleaning .....	4	(D)	(D)	(D)	BB
7216	Drycleaning plants, except rug cleaning* .....	10	3 797	1 761	421	121
7217	Carpet and upholstery cleaning .....	6	806	289	68	21
7218	Industrial laundriers* .....	—	—	—	—	—
7212, 9	Other laundry, cleaning, and garment services* .....	3	(D)	(D)	(D)	AA
722	Photographic studios, portrait .....	7	1 172	216	40	42
723, 4	Beauty and barber shops .....	51	6 847	3 570	803	255
723	Beauty shops .....	50	(D)	(D)	(D)	EE
724	Barber shops .....	1	(D)	(D)	(D)	AA
725	Shoe repair shops and shoeshine parlors .....	1	(D)	(D)	(D)	AA
726	Funeral service and crematories .....	6	2 776	912	191	37
729	Miscellaneous personal services .....	9	(D)	(D)	(D)	CC
<b>73</b>	<b>Business services</b> .....	<b>143</b>	<b>57 522</b>	<b>22 913</b>	<b>5 240</b>	<b>1 545</b>
731	Advertising .....	4	(D)	(D)	(D)	BB
732	Consumer credit reporting agencies, mercantile reporting agencies, and adjustment and collection agencies .....	3	(D)	(D)	(D)	AA
733	Mailing, reproduction, commercial art and photography, and stenographic services .....	18	4 085	1 134	229	107
734	Services to dwellings and other buildings .....	31	4 667	1 792	395	249
735	Miscellaneous equipment rental and leasing .....	10	4 969	1 130	222	85
736	Personnel supply services .....	8	5 199	3 480	741	268
737	Computer programming, data processing, and other computer related services .....	34	25 358	9 416	2 242	333
7371, 2, 3	Computer programming, prepackaged software, and integrated systems .....	24	(D)	(D)	(D)	CC
7374, 5, 6	Data processing services .....	6	9 367	4 047	983	150
7377, 8, 9	Computer rental and leasing, maintenance, and related services, n.e.c. ....	4	(D)	(D)	(D)	AA
738	Miscellaneous business services .....	35	(D)	(D)	(D)	EE
<b>75</b>	<b>Automotive repair, services, and parking</b> .....	<b>59</b>	<b>24 488</b>	<b>7 594</b>	<b>1 848</b>	<b>575</b>
751	Automotive rental and leasing, without drivers .....	2	(D)	(D)	(D)	AA
752	Automobile parking .....	4	638	158	39	38
753	Automotive repair shops .....	43	18 824	5 513	1 277	235
7532	Top, body, and upholstery repair shops and paint shops .....	9	(D)	(D)	(D)	BB
7538	General automotive repair shops .....	27	9 036	2 496	582	123
7533, 4, 6, 7, 9	Other automotive repair shops .....	7	(D)	(D)	(D)	BB
754	Automotive services, except repair .....	10	(D)	(D)	(D)	EE
<b>76</b>	<b>Miscellaneous repair services</b> .....	<b>39</b>	<b>8 184</b>	<b>2 749</b>	<b>668</b>	<b>175</b>
762	Electrical repair shops .....	15	(D)	(D)	(D)	BB
7622	Radio and television repair shops .....	3	(D)	(D)	(D)	AA
7623, 9	Other electrical and electronic repair shops .....	12	(D)	(D)	(D)	BB
763	Watch, clock, and jewelry repair .....	3	221	61	19	11
764	Reupholstery and furniture repair .....	7	(D)	(D)	(D)	BB
769	Miscellaneous repair and related services .....	14	(D)	(D)	(D)	BB

**Table 5. Summary Statistics for Firms Subject to Federal Income Tax for Places With 350 Establishments or More: 1992 — Con.**

[Includes only establishments with payroll. For meaning of abbreviations and symbols, see introductory text. For explanation of terms and comparability of 1987 and 1992 censuses, see appendix A. For information on geographic areas followed by ▲, see appendix F]

SIC code	Geographic area and kind of business or operation	Establishments (number)	Receipts (\$1,000)	Annual payroll (\$1,000)	First-quarter payroll (\$1,000)	Paid employees for pay period including March 12 (number)
<b>CHARLOTTESVILLE (IC) — Con.</b>						
<b>78, 79, 84</b>	<b>Amusement and recreation services, including motion pictures and museums</b> .....	<b>42</b>	<b>11 700</b>	<b>2 644</b>	<b>618</b>	<b>324</b>
781, 2	Motion picture production, distribution, and services .....	7	(D)	(D)	(D)	AA
783	Motion picture theaters .....	7	4 114	438	113	76
784	Video tape rental .....	9	(D)	(D)	(D)	BB
792	Theatrical producers (except motion picture), bands, orchestras, and entertainers .....	2	(D)	(D)	(D)	AA
793	Bowling centers .....	2	(D)	(D)	(D)	BB
79 ex. 792, 3; 84	Commercial sports and other amusement and recreation services, including museums .....	15	3 349	1 171	305	178
<b>80</b>	<b>Health services</b> .....	<b>201</b>	<b>91 003</b>	<b>40 811</b>	<b>9 603</b>	<b>1 591</b>
801	Offices and clinics of doctors of medicine .....	94	39 258	18 221	3 928	439
802	Offices and clinics of dentists .....	40	12 440	5 026	1 233	200
803	Offices and clinics of doctors of osteopathy .....	—	—	—	—	—
804	Offices and clinics of other health practitioners .....	39	7 991	3 084	665	121
805	Nursing and personal care facilities .....	4	(D)	(D)	(D)	FF
806	Hospitals .....	2	(D)	(D)	(D)	CC
807, 8, 9	Other health services .....	22	(D)	(D)	(D)	CC
<b>81</b>	<b>Legal services</b> .....	<b>74</b>	<b>35 374</b>	<b>14 739</b>	<b>2 821</b>	<b>476</b>
<b>823, 4, 9</b>	<b>Selected educational services</b> .....	<b>10</b>	<b>(D)</b>	<b>(D)</b>	<b>(D)</b>	<b>BB</b>
<b>83</b>	<b>Social services</b> .....	<b>28</b>	<b>6 874</b>	<b>3 183</b>	<b>747</b>	<b>303</b>
835	Child day care services .....	13	1 954	990	194	108
832, 3, 6, 9	Other social services .....	15	4 920	2 193	553	195
<b>87 ex. 8733</b>	<b>Engineering, accounting, research, management, and related services (except noncommercial research organizations)</b> .....	<b>150</b>	<b>45 246</b>	<b>21 349</b>	<b>4 728</b>	<b>1 109</b>
871	Engineering, architectural, and surveying services .....	47	14 881	7 234	1 598	248
872	Accounting, auditing, and bookkeeping services .....	46	11 116	5 077	1 233	284
873 ex. 8733	Research, development, and testing services (except noncommercial research organizations) .....	15	6 338	2 477	478	296
874	Management and public relations services .....	42	12 911	6 561	1 419	281
<b>89</b>	<b>Services, n.e.c.</b> .....	<b>8</b>	<b>(D)</b>	<b>(D)</b>	<b>(D)</b>	<b>BB</b>
<b>CHESAPEAKE (IC)</b>						
	<b>Total</b> .....	<b>974</b>	<b>477 876</b>	<b>179 192</b>	<b>40 339</b>	<b>10 001</b>
<b>70 ex. 704</b>	<b>Hotels, rooming houses, camps, and other lodging places (except membership lodging)</b> .....	<b>18</b>	<b>14 287</b>	<b>3 157</b>	<b>617</b>	<b>346</b>
7011	Hotels and motels .....	17	(D)	(D)	(D)	EE
7011 pt.	Hotels .....	2	(D)	(D)	(D)	CC
7011 pt.	Motels, motor hotels, and tourist courts .....	15	(D)	(D)	(D)	CC
702, 3	Other lodging places .....	1	(D)	(D)	(D)	AA
<b>72</b>	<b>Personal services</b> .....	<b>131</b>	<b>24 682</b>	<b>7 277</b>	<b>1 711</b>	<b>744</b>
721	Laundry, cleaning, and garment services .....	34	8 055	1 720	376	161
7211	Power laundries, family and commercial* .....	1	(D)	(D)	(D)	AA
7213	Linen supply* .....	1	(D)	(D)	(D)	AA
7215	Coin-operated laundries and drycleaning .....	11	(D)	(D)	(D)	BB
7216	Drycleaning plants, except rug cleaning* .....	13	2 249	786	178	81
7217	Carpet and upholstery cleaning .....	3	(D)	(D)	(D)	AA
7218	Industrial laundriers* .....	—	—	—	—	—
7212, 9	Other laundry, cleaning, and garment services* .....	5	214	78	21	13
722	Photographic studios, portrait .....	7	4 638	1 460	316	116
723, 4	Beauty and barber shops .....	61	6 335	2 822	723	321
723	Beauty shops .....	60	(D)	(D)	(D)	EE
724	Barber shops .....	1	(D)	(D)	(D)	AA
725	Shoe repair shops and shoeshine parlors .....	2	(D)	(D)	(D)	AA
726	Funeral service and crematories .....	8	2 930	715	155	45
729	Miscellaneous personal services .....	19	(D)	(D)	(D)	BB
<b>73</b>	<b>Business services</b> .....	<b>172</b>	<b>99 769</b>	<b>39 219</b>	<b>8 714</b>	<b>2 929</b>
731	Advertising .....	7	2 942	524	111	20
732	Consumer credit reporting agencies, mercantile reporting agencies, and adjustment and collection agencies .....	3	671	229	60	15
733	Mailing, reproduction, commercial art and photography, and stenographic services .....	9	1 870	644	67	20
734	Services to dwellings and other buildings .....	62	18 959	9 398	2 518	1 166
735	Miscellaneous equipment rental and leasing .....	19	19 360	4 644	900	166
736	Personnel supply services .....	10	12 666	7 066	1 248	816
737	Computer programming, data processing, and other computer related services .....	29	29 689	11 299	2 670	291
7371, 2, 3	Computer programming, prepackaged software, and integrated systems .....	19	24 517	9 843	2 442	243
7374, 5, 6	Data processing services .....	4	(D)	(D)	(D)	AA
7377, 8, 9	Computer rental and leasing, maintenance, and related services, n.e.c. .....	6	(D)	(D)	(D)	BB
738	Miscellaneous business services .....	33	13 602	5 415	1 140	435

**Table 5. Summary Statistics for Firms Subject to Federal Income Tax for Places With 350 Establishments or More: 1992 — Con.**

[Includes only establishments with payroll. For meaning of abbreviations and symbols, see introductory text. For explanation of terms and comparability of 1987 and 1992 censuses, see appendix A. For information on geographic areas followed by ▲, see appendix F.]

SIC code	Geographic area and kind of business or operation	Establishments (number)	Receipts (\$1,000)	Annual payroll (\$1,000)	First-quarter payroll (\$1,000)	Paid employees for pay period including March 12 (number)
<b>CHESAPEAKE (IC)—Con.</b>						
<b>75</b>	<b>Automotive repair, services, and parking</b> .....	<b>90</b>	<b>25 577</b>	<b>6 467</b>	<b>1 471</b>	<b>386</b>
751	Automotive rental and leasing, without drivers .....	6	3 687	507	122	22
752	Automobile parking .....	—	—	—	—	—
753	Automotive repair shops .....	72	18 529	5 010	1 126	280
7532	Top, body, and upholstery repair shops and paint shops .....	14	4 569	1 123	251	67
7538	General automotive repair shops .....	43	10 967	3 189	707	176
7533, 4, 6, 7, 9	Other automotive repair shops .....	15	2 993	698	168	37
754	Automotive services, except repair .....	12	3 361	950	223	84
<b>76</b>	<b>Miscellaneous repair services</b> .....	<b>67</b>	<b>58 201</b>	<b>18 144</b>	<b>4 131</b>	<b>777</b>
762	Electrical repair shops .....	21	21 349	4 314	930	311
7622	Radio and television repair shops .....	6	642	187	44	13
7623, 9	Other electrical and electronic repair shops .....	15	20 707	4 127	886	298
763	Watch, clock, and jewelry repair .....	—	—	—	—	—
764	Reupholstery and furniture repair .....	3	557	205	47	14
769	Miscellaneous repair and related services .....	43	36 295	13 625	3 154	452
<b>78, 79, 84</b>	<b>Amusement and recreation services, including motion pictures and museums</b> .....	<b>56</b>	<b>26 416</b>	<b>6 190</b>	<b>1 501</b>	<b>605</b>
781, 2	Motion picture production, distribution, and services .....	5	2 490	808	218	35
783	Motion picture theaters .....	2	(D)	(D)	(D)	BB
784	Video tape rental .....	11	4 148	799	188	110
792	Theatrical producers (except motion picture), bands, orchestras, and entertainers .....	2	(D)	(D)	(D)	AA
793	Bowling centers .....	2	(D)	(D)	(D)	CC
79 ex. 792, 3; 84	Commercial sports and other amusement and recreation services, including museums .....	34	12 474	3 356	806	292
<b>80</b>	<b>Health services</b> .....	<b>219</b>	<b>125 015</b>	<b>55 827</b>	<b>11 905</b>	<b>1 966</b>
801	Offices and clinics of doctors of medicine .....	116	71 989	36 890	7 684	817
802	Offices and clinics of dentists .....	49	13 824	5 798	1 221	275
803	Offices and clinics of doctors of osteopathy .....	—	—	—	—	—
804	Offices and clinics of other health practitioners .....	36	8 944	3 162	717	145
805	Nursing and personal care facilities .....	6	10 159	5 186	1 231	476
806	Hospitals .....	—	—	—	—	—
807, 8, 9	Other health services .....	12	20 099	4 791	1 052	253
<b>81</b>	<b>Legal services</b> .....	<b>41</b>	<b>12 369</b>	<b>5 847</b>	<b>1 293</b>	<b>211</b>
<b>823, 4, 9</b>	<b>Selected educational services</b> .....	<b>6</b>	<b>(D)</b>	<b>(D)</b>	<b>(D)</b>	<b>BB</b>
<b>83</b>	<b>Social services</b> .....	<b>53</b>	<b>19 631</b>	<b>6 674</b>	<b>1 778</b>	<b>744</b>
835	Child day care services .....	29	4 921	2 059	516	309
832, 3, 6, 9	Other social services .....	24	14 710	4 615	1 262	435
<b>87 ex. 8733</b>	<b>Engineering, accounting, research, management, and related services (except noncommercial research organizations)</b> .....	<b>113</b>	<b>63 117</b>	<b>28 054</b>	<b>6 638</b>	<b>1 206</b>
871	Engineering, architectural, and surveying services .....	49	45 549	20 579	5 059	768
872	Accounting, auditing, and bookkeeping services .....	32	6 515	2 235	571	169
873 ex. 8733	Research, development, and testing services (except noncommercial research organizations) .....	7	4 010	1 567	259	78
874	Management and public relations services .....	25	7 043	3 673	749	191
<b>89</b>	<b>Services, n.e.c.</b> .....	<b>8</b>	<b>(D)</b>	<b>(D)</b>	<b>(D)</b>	<b>BB</b>
<b>DANVILLE (IC)</b>						
<b>Total</b> .....		<b>379</b>	<b>124 766</b>	<b>54 740</b>	<b>11 491</b>	<b>2 685</b>
<b>70 ex. 704</b>	<b>Hotels, rooming houses, camps, and other lodging places (except membership lodging)</b> .....	<b>7</b>	<b>3 449</b>	<b>1 071</b>	<b>254</b>	<b>106</b>
7011	Hotels and motels .....	7	3 449	1 071	254	106
7011 pt. 7011 pt.	Hotels .....	—	—	—	—	—
7011 pt.	Motels, motor hotels, and tourist courts .....	7	3 449	1 071	254	106
702, 3	Other lodging places .....	—	—	—	—	—
<b>72</b>	<b>Personal services</b> .....	<b>68</b>	<b>14 671</b>	<b>4 609</b>	<b>1 115</b>	<b>431</b>
721	Laundry, cleaning, and garment services .....	26	6 930	2 054	489	151
7211	Power laundries, family and commercial* .....	—	—	—	—	—
7213	Linen supply* .....	1	(D)	(D)	(D)	BB
7215	Coin-operated laundries and drycleaning .....	15	(D)	(D)	(D)	BB
7216	Drycleaning plants, except rug cleaning* .....	10	1 600	589	135	64
7217	Carpet and upholstery cleaning .....	—	—	—	—	—
7218	Industrial launderers* .....	—	—	—	—	—
7212, 9	Other laundry, cleaning, and garment services* .....	—	—	—	—	—
722	Photographic studios, portrait .....	8	1 213	227	50	24
723, 4	Beauty and barber shops .....	20	1 718	660	162	71
723	Beauty shops .....	20	1 718	660	162	71
724	Barber shops .....	—	—	—	—	—
725	Shoe repair shops and shoeshine parlors .....	1	(D)	(D)	(D)	AA
726	Funeral service and crematories .....	7	3 640	1 281	281	78
729	Miscellaneous personal services .....	6	(D)	(D)	(D)	CC



**Table 5. Summary Statistics for Firms Subject to Federal Income Tax for Places With 350 Establishments or More: 1992 — Con.**

[Includes only establishments with payroll. For meaning of abbreviations and symbols, see introductory text. For explanation of terms and comparability of 1987 and 1992 censuses, see appendix A. For information on geographic areas followed by ▲, see appendix F]

SIC code	Geographic area and kind of business or operation	Establishments (number)	Receipts (\$1,000)	Annual payroll (\$1,000)	First-quarter payroll (\$1,000)	Paid employees for pay period including March 12 (number)
	<b>DANVILLE (IC) — Con.</b>					
<b>73</b>	<b>Business services</b> .....	<b>39</b>	<b>10 149</b>	<b>4 776</b>	<b>1 194</b>	<b>437</b>
731	Advertising .....	—	—	—	—	—
732	Consumer credit reporting agencies, mercantile reporting agencies, and adjustment and collection agencies .....	2	(D)	(D)	(D)	AA
733	Mailing, reproduction, commercial art and photography, and stenographic services .....	4	(D)	(D)	(D)	AA
734	Services to dwellings and other buildings .....	14	2 992	1 233	265	110
735	Miscellaneous equipment rental and leasing .....	4	(D)	(D)	(D)	BB
736	Personnel supply services .....	5	(D)	(D)	(D)	CC
737	Computer programming, data processing, and other computer related services .....	2	(D)	(D)	(D)	AA
7371, 2, 3	Computer programming, prepackaged software, and integrated systems .....	—	—	—	—	—
7374, 5, 6	Data processing services .....	1	(D)	(D)	(D)	AA
7377, 8, 9	Computer rental and leasing, maintenance, and related services, n.e.c. ....	1	(D)	(D)	(D)	AA
738	Miscellaneous business services .....	8	980	474	96	35
<b>75</b>	<b>Automotive repair, services, and parking</b> .....	<b>49</b>	<b>10 155</b>	<b>2 246</b>	<b>548</b>	<b>165</b>
751	Automotive rental and leasing, without drivers .....	2	(D)	(D)	(D)	AA
752	Automobile parking .....	—	—	—	—	—
753	Automotive repair shops .....	42	(D)	(D)	(D)	CC
7532	Top, body, and upholstery repair shops and paint shops .....	10	2 227	598	151	36
7538	General automotive repair shops .....	19	2 222	391	102	34
7533, 4, 6, 7, 9	Other automotive repair shops .....	13	(D)	(D)	(D)	BB
754	Automotive services, except repair .....	5	(D)	(D)	(D)	BB
<b>76</b>	<b>Miscellaneous repair services</b> .....	<b>21</b>	<b>5 472</b>	<b>1 643</b>	<b>371</b>	<b>109</b>
762	Electrical repair shops .....	8	(D)	(D)	(D)	BB
7622	Radio and television repair shops .....	3	(D)	(D)	(D)	AA
7623, 9	Other electrical and electronic repair shops .....	5	(D)	(D)	(D)	BB
763	Watch, clock, and jewelry repair .....	1	(D)	(D)	(D)	AA
764	Reupholstery and furniture repair .....	4	(D)	(D)	(D)	AA
769	Miscellaneous repair and related services .....	8	(D)	(D)	(D)	BB
<b>78, 79, 84</b>	<b>Amusement and recreation services, including motion pictures and museums</b> .....	<b>26</b>	<b>3 382</b>	<b>767</b>	<b>182</b>	<b>117</b>
781, 2	Motion picture production, distribution, and services .....	—	—	—	—	—
783	Motion picture theaters .....	2	(D)	(D)	(D)	BB
784	Video tape rental .....	8	(D)	(D)	(D)	BB
792	Theatrical producers (except motion picture), bands, orchestras, and entertainers .....	—	—	—	—	—
793	Bowling centers .....	2	(D)	(D)	(D)	AA
79 ex. 792, 3; 84	Commercial sports and other amusement and recreation services, including museums .....	14	(D)	(D)	(D)	BB
<b>80</b>	<b>Health services</b> .....	<b>106</b>	<b>60 469</b>	<b>31 661</b>	<b>6 453</b>	<b>1 025</b>
801	Offices and clinics of doctors of medicine .....	51	41 262	24 131	4 737	495
802	Offices and clinics of dentists .....	32	7 519	2 410	576	155
803	Offices and clinics of doctors of osteopathy .....	—	—	—	—	—
804	Offices and clinics of other health practitioners .....	12	3 292	1 001	210	52
805	Nursing and personal care facilities .....	3	(D)	(D)	(D)	EE
806	Hospitals .....	—	—	—	—	—
807, 8, 9	Other health services .....	8	(D)	(D)	(D)	BB
<b>81</b>	<b>Legal services</b> .....	<b>21</b>	<b>5 953</b>	<b>2 500</b>	<b>449</b>	<b>89</b>
<b>823, 4, 9</b>	<b>Selected educational services</b> .....	<b>1</b>	<b>(D)</b>	<b>(D)</b>	<b>(D)</b>	<b>AA</b>
<b>83</b>	<b>Social services</b> .....	<b>9</b>	<b>(D)</b>	<b>(D)</b>	<b>(D)</b>	<b>BB</b>
835	Child day care services .....	5	(D)	(D)	(D)	BB
832, 3, 6, 9	Other social services .....	4	(D)	(D)	(D)	AA
<b>87 ex. 8733</b>	<b>Engineering, accounting, research, management, and related services (except noncommercial research organizations)</b> .....	<b>30</b>	<b>(D)</b>	<b>(D)</b>	<b>(D)</b>	<b>CC</b>
871	Engineering, architectural, and surveying services .....	5	(D)	(D)	(D)	BB
872	Accounting, auditing, and bookkeeping services .....	19	(D)	(D)	(D)	BB
873 ex. 8733	Research, development, and testing services (except noncommercial research organizations) .....	—	—	—	—	—
874	Management and public relations services .....	6	(D)	(D)	(D)	BB
<b>89</b>	<b>Services, n.e.c.</b> .....	<b>2</b>	<b>(D)</b>	<b>(D)</b>	<b>(D)</b>	<b>AA</b>

**Table 5. Summary Statistics for Firms Subject to Federal Income Tax for Places With 350 Establishments or More: 1992 — Con.**

[Includes only establishments with payroll. For meaning of abbreviations and symbols, see introductory text. For explanation of terms and comparability of 1987 and 1992 censuses, see appendix A. For information on geographic areas followed by ▲, see appendix F]

SIC code	Geographic area and kind of business or operation	Establishments (number)	Receipts (\$1,000)	Annual payroll (\$1,000)	First-quarter payroll (\$1,000)	Paid employees for pay period including March 12 (number)
<b>FAIRFAX (IC)</b>						
	<b>Total</b> .....	<b>719</b>	<b>1 804 541</b>	<b>518 546</b>	<b>120 569</b>	<b>14 302</b>
<b>70 ex. 704</b>	<b>Hotels, rooming houses, camps, and other lodging places (except membership lodging)</b> .....	<b>11</b>	<b>25 313</b>	<b>7 317</b>	<b>1 682</b>	<b>559</b>
7011	Hotels and motels .....	11	25 313	7 317	1 682	559
7011 pt.	Hotels .....	4	(D)	(D)	(D)	EE
7011 pt.	Motels, motor hotels, and tourist courts .....	7	(D)	(D)	(D)	CC
702, 3	Other lodging places .....	—	—	—	—	—
<b>72</b>	<b>Personal services</b> .....	<b>52</b>	<b>13 434</b>	<b>5 271</b>	<b>1 274</b>	<b>405</b>
721	Laundry, cleaning, and garment services .....	10	2 344	694	164	60
7211	Power laundries, family and commercial* .....	1	(D)	(D)	(D)	AA
7213	Linen supply* .....	—	—	—	—	—
7215	Coin-operated laundries and drycleaning .....	—	—	—	—	—
7216	Drycleaning plants, except rug cleaning* .....	8	(D)	(D)	(D)	BB
7217	Carpet and upholstery cleaning .....	1	(D)	(D)	(D)	AA
7218	Industrial laundriers* .....	—	—	—	—	—
7212, 9	Other laundry, cleaning, and garment services* .....	—	—	—	—	—
722	Photographic studios, portrait .....	3	(D)	(D)	(D)	BB
723, 4	Beauty and barber shops .....	32	7 021	3 725	892	278
723	Beauty shops .....	30	(D)	(D)	(D)	EE
724	Barber shops .....	2	(D)	(D)	(D)	AA
725	Shoe repair shops and shoeshine parlors .....	1	(D)	(D)	(D)	AA
726	Funeral service and crematories .....	1	(D)	(D)	(D)	AA
729	Miscellaneous personal services .....	5	926	167	53	25
<b>73</b>	<b>Business services</b> .....	<b>138</b>	<b>1 252 826</b>	<b>273 993</b>	<b>63 696</b>	<b>6 737</b>
731	Advertising .....	3	(D)	(D)	(D)	AA
732	Consumer credit reporting agencies, mercantile reporting agencies, and adjustment and collection agencies .....	1	(D)	(D)	(D)	BB
733	Mailing, reproduction, commercial art and photography, and stenographic services .....	14	5 863	1 226	262	39
734	Services to dwellings and other buildings .....	16	4 602	1 934	427	107
735	Miscellaneous equipment rental and leasing .....	2	(D)	(D)	(D)	AA
736	Personnel supply services .....	12	10 572	7 554	1 702	235
737	Computer programming, data processing, and other computer related services .....	60	1 215 474	257 169	60 076	6 010
7371, 2, 3	Computer programming, prepackaged software, and integrated systems .....	39	1 179 783	240 856	56 429	5 708
7374, 5, 6	Data processing services .....	3	(D)	(D)	(D)	BB
7377, 8, 9	Computer rental and leasing, maintenance, and related services, n.e.c. ....	18	(D)	(D)	(D)	EE
738	Miscellaneous business services .....	30	12 034	4 297	840	287
<b>75</b>	<b>Automotive repair, services, and parking</b> .....	<b>26</b>	<b>11 817</b>	<b>4 665</b>	<b>1 187</b>	<b>186</b>
751	Automotive rental and leasing, without drivers .....	2	(D)	(D)	(D)	AA
752	Automobile parking .....	1	(D)	(D)	(D)	AA
753	Automotive repair shops .....	21	9 237	3 617	864	130
7532	Top, body, and upholstery repair shops and paint shops .....	7	4 193	1 558	369	50
7538	General automotive repair shops .....	10	3 897	1 768	394	61
7533, 4, 6, 7, 9	Other automotive repair shops .....	4	1 147	291	101	19
754	Automotive services, except repair .....	2	(D)	(D)	(D)	BB
<b>76</b>	<b>Miscellaneous repair services</b> .....	<b>11</b>	<b>(D)</b>	<b>(D)</b>	<b>(D)</b>	<b>BB</b>
762	Electrical repair shops .....	2	(D)	(D)	(D)	AA
7622	Radio and television repair shops .....	—	—	—	—	—
7623, 9	Other electrical and electronic repair shops .....	2	(D)	(D)	(D)	AA
763	Watch, clock, and jewelry repair .....	—	—	—	—	—
764	Reupholstery and furniture repair .....	2	(D)	(D)	(D)	AA
769	Miscellaneous repair and related services .....	7	(D)	(D)	(D)	AA
<b>78, 79, 84</b>	<b>Amusement and recreation services, including motion pictures and museums</b> .....	<b>35</b>	<b>19 411</b>	<b>5 404</b>	<b>1 425</b>	<b>457</b>
781, 2	Motion picture production, distribution, and services .....	3	(D)	(D)	(D)	AA
783	Motion picture theaters .....	4	4 340	629	155	84
784	Video tape rental .....	4	(D)	(D)	(D)	BB
792	Theatrical producers (except motion picture), bands, orchestras, and entertainers .....	1	(D)	(D)	(D)	AA
793	Bowling centers .....	1	(D)	(D)	(D)	BB
79 ex. 792, 3, 84	Commercial sports and other amusement and recreation services, including museums .....	22	10 368	3 559	1 002	275
<b>80</b>	<b>Health services</b> .....	<b>128</b>	<b>155 845</b>	<b>69 811</b>	<b>15 292</b>	<b>2 223</b>
801	Offices and clinics of doctors of medicine .....	66	57 737	26 813	5 675	526
802	Offices and clinics of dentists .....	39	17 713	8 370	1 603	250
803	Offices and clinics of doctors of osteopathy .....	—	—	—	—	—
804	Offices and clinics of other health practitioners .....	14	(D)	(D)	(D)	BB
805	Nursing and personal care facilities .....	2	(D)	(D)	(D)	EE
806	Hospitals .....	—	—	—	—	—
807, 8, 9	Other health services .....	7	(D)	(D)	(D)	GG
<b>81</b>	<b>Legal services</b> .....	<b>174</b>	<b>75 633</b>	<b>33 858</b>	<b>7 186</b>	<b>861</b>
<b>823, 4, 9</b>	<b>Selected educational services</b> .....	<b>1</b>	<b>(D)</b>	<b>(D)</b>	<b>(D)</b>	<b>AA</b>

**Table 5. Summary Statistics for Firms Subject to Federal Income Tax for Places With 350 Establishments or More: 1992 — Con.**

[Includes only establishments with payroll. For meaning of abbreviations and symbols, see introductory text. For explanation of terms and comparability of 1987 and 1992 censuses, see appendix A. For information on geographic areas followed by ▲, see appendix F]

SIC code	Geographic area and kind of business or operation	Establishments (number)	Receipts (\$1,000)	Annual payroll (\$1,000)	First-quarter payroll (\$1,000)	Paid employees for pay period including March 12 (number)
<b>FAIRFAX (IC) — Con.</b>						
<b>83</b>	<b>Social services</b> .....	<b>6</b>	<b>3 353</b>	<b>1 685</b>	<b>396</b>	<b>111</b>
835	Child day care services .....	3	1 207	456	99	50
832, 3, 6, 9	Other social services .....	3	2 146	1 229	297	61
<b>87 ex. 8733</b>	<b>Engineering, accounting, research, management, and related services (except noncommercial research organizations)</b> .....	<b>135</b>	<b>240 917</b>	<b>115 052</b>	<b>28 026</b>	<b>2 713</b>
871	Engineering, architectural, and surveying services .....	53	172 082	80 510	20 505	1 859
872	Accounting, auditing, and bookkeeping services .....	24	12 520	5 327	1 150	154
873 ex. 8733	Research, development, and testing services (except noncommercial research organizations) .....	7	3 121	1 475	288	41
874	Management and public relations services .....	51	53 194	27 740	6 083	659
<b>89</b>	<b>Services, n.e.c.</b> .....	<b>2</b>	<b>(D)</b>	<b>(D)</b>	<b>(D)</b>	<b>BB</b>
<b>FREDERICKSBURG (IC)</b>						
	<b>Total</b> .....	<b>549</b>	<b>254 679</b>	<b>108 526</b>	<b>23 498</b>	<b>4 974</b>
<b>70 ex. 704</b>	<b>Hotels, rooming houses, camps, and other lodging places (except membership lodging)</b> .....	<b>22</b>	<b>14 032</b>	<b>3 621</b>	<b>845</b>	<b>339</b>
7011	Hotels and motels .....	22	14 032	3 621	845	339
7011 pt.	Hotels .....	4	(D)	(D)	(D)	BB
7011 pt.	Motels, motor hotels, and tourist courts .....	18	(D)	(D)	(D)	EE
702, 3	Other lodging places .....	—	—	—	—	—
<b>72</b>	<b>Personal services</b> .....	<b>88</b>	<b>16 033</b>	<b>5 709</b>	<b>1 360</b>	<b>608</b>
721	Laundry, cleaning, and garment services .....	23	3 655	1 354	306	122
7211	Power laundries, family and commercial* .....	1	(D)	(D)	(D)	AA
7213	Linen supply* .....	1	(D)	(D)	(D)	BB
7215	Coin-operated laundries and drycleaning .....	6	455	111	29	18
7216	Drycleaning plants, except rug cleaning* .....	13	1 546	518	114	52
7217	Carpet and upholstery cleaning .....	—	—	—	—	—
7218	Industrial laundries* .....	1	(D)	(D)	(D)	AA
7212, 9	Other laundry, cleaning, and garment services* .....	1	(D)	(D)	(D)	AA
722	Photographic studios, portrait .....	7	1 272	457	103	65
723, 4	Beauty and barber shops .....	41	5 170	2 485	571	253
723	Beauty shops .....	41	5 170	2 485	571	253
724	Barber shops .....	—	—	—	—	—
725	Shoe repair shops and shoeshine parlors .....	1	(D)	(D)	(D)	AA
726	Funeral service and crematories .....	3	(D)	(D)	(D)	BB
729	Miscellaneous personal services .....	13	2 955	720	237	144
<b>73</b>	<b>Business services</b> .....	<b>65</b>	<b>44 656</b>	<b>18 514</b>	<b>4 107</b>	<b>1 025</b>
731	Advertising .....	—	—	—	—	—
732	Consumer credit reporting agencies, mercantile reporting agencies, and adjustment and collection agencies .....	4	2 031	742	168	46
733	Mailing, reproduction, commercial art and photography, and stenographic services .....	2	(D)	(D)	(D)	AA
734	Services to dwellings and other buildings .....	21	5 470	2 312	453	177
735	Miscellaneous equipment rental and leasing .....	4	2 404	759	191	31
736	Personnel supply services .....	5	3 858	2 722	524	347
737	Computer programming, data processing, and other computer related services .....	11	26 218	10 557	2 521	294
7371, 2, 3	Computer programming, prepackaged software, and integrated systems .....	7	(D)	(D)	(D)	CC
7374, 5, 6	Data processing services .....	2	(D)	(D)	(D)	CC
7377, 8, 9	Computer rental and leasing, maintenance, and related services, n.e.c. ....	2	(D)	(D)	(D)	AA
738	Miscellaneous business services .....	18	(D)	(D)	(D)	CC
<b>75</b>	<b>Automotive repair, services, and parking</b> .....	<b>59</b>	<b>20 722</b>	<b>5 247</b>	<b>1 156</b>	<b>254</b>
751	Automotive rental and leasing, without drivers .....	2	(D)	(D)	(D)	AA
752	Automobile parking .....	—	—	—	—	—
753	Automotive repair shops .....	48	14 275	3 732	886	172
7532	Top, body, and upholstery repair shops and paint shops .....	12	3 225	939	241	44
7538	General automotive repair shops .....	26	8 112	2 053	470	96
7533, 4, 6, 7, 9	Other automotive repair shops .....	10	2 938	740	175	32
754	Automotive services, except repair .....	9	(D)	(D)	(D)	BB
<b>76</b>	<b>Miscellaneous repair services</b> .....	<b>13</b>	<b>4 944</b>	<b>2 014</b>	<b>483</b>	<b>88</b>
762	Electrical repair shops .....	5	2 959	1 315	314	60
7622	Radio and television repair shops .....	2	(D)	(D)	(D)	AA
7623, 9	Other electrical and electronic repair shops .....	3	(D)	(D)	(D)	BB
763	Watch, clock, and jewelry repair .....	—	—	—	—	—
764	Reupholstery and furniture repair .....	1	(D)	(D)	(D)	AA
769	Miscellaneous repair and related services .....	7	(D)	(D)	(D)	BB

**Table 5. Summary Statistics for Firms Subject to Federal Income Tax for Places With 350 Establishments or More: 1992 — Con.**

[Includes only establishments with payroll. For meaning of abbreviations and symbols, see introductory text. For explanation of terms and comparability of 1987 and 1992 censuses, see appendix A. For information on geographic areas followed by ▲, see appendix F]

SIC code	Geographic area and kind of business or operation	Establishments (number)	Receipts (\$1,000)	Annual payroll (\$1,000)	First-quarter payroll (\$1,000)	Paid employees for pay period including March 12 (number)
<b>FREDERICKSBURG (IC)—Con.</b>						
<b>78, 79, 84</b>	<b>Amusement and recreation services, including motion pictures and museums</b> .....	<b>31</b>	<b>8 365</b>	<b>1 572</b>	<b>334</b>	<b>239</b>
781, 2	Motion picture production, distribution, and services .....	—	—	—	—	—
783	Motion picture theaters .....	3	(D)	(D)	(D)	BB
784	Video tape rental .....	5	684	176	50	33
792	Theatrical producers (except motion picture), bands, orchestras, and entertainers .....	2	(D)	(D)	(D)	AA
793	Bowling centers .....	1	(D)	(D)	(D)	BB
79 ex. 792, 3; 84	Commercial sports and other amusement and recreation services, including museums .....	20	2 343	703	126	112
<b>80</b>	<b>Health services</b> .....	<b>136</b>	<b>99 044</b>	<b>51 909</b>	<b>10 917</b>	<b>1 568</b>
801	Offices and clinics of doctors of medicine .....	61	62 031	37 588	7 529	747
802	Offices and clinics of dentists .....	42	13 395	5 357	1 269	210
803	Offices and clinics of doctors of osteopathy .....	—	—	—	—	—
804	Offices and clinics of other health practitioners .....	18	5 260	1 928	441	97
805	Nursing and personal care facilities .....	2	(D)	(D)	(D)	EE
806	Hospitals .....	—	—	—	—	—
807, 8, 9	Other health services .....	13	(D)	(D)	(D)	EE
<b>81</b>	<b>Legal services</b> .....	<b>43</b>	<b>10 668</b>	<b>3 062</b>	<b>764</b>	<b>150</b>
<b>823, 4, 9</b>	<b>Selected educational services</b> .....	<b>3</b>	<b>490</b>	<b>105</b>	<b>25</b>	<b>15</b>
<b>83</b>	<b>Social services</b> .....	<b>23</b>	<b>5 124</b>	<b>2 427</b>	<b>519</b>	<b>230</b>
835	Child day care services .....	15	3 000	1 401	292	158
832, 3, 6, 9	Other social services .....	8	2 124	1 026	227	72
<b>87 ex. 8733</b>	<b>Engineering, accounting, research, management, and related services (except noncommercial research organizations)</b> .....	<b>62</b>	<b>30 096</b>	<b>14 170</b>	<b>2 948</b>	<b>450</b>
871	Engineering, architectural, and surveying services .....	34	18 408	8 458	1 829	242
872	Accounting, auditing, and bookkeeping services .....	19	6 425	3 000	638	122
873 ex. 8733	Research, development, and testing services (except noncommercial research organizations) .....	4	(D)	(D)	(D)	BB
874	Management and public relations services .....	5	(D)	(D)	(D)	BB
<b>89</b>	<b>Services, n.e.c.</b> .....	<b>4</b>	<b>505</b>	<b>176</b>	<b>40</b>	<b>8</b>
<b>HAMPTON (IC)</b>						
	<b>Total</b> .....	<b>735</b>	<b>442 368</b>	<b>206 998</b>	<b>44 690</b>	<b>9 251</b>
<b>70 ex. 704</b>	<b>Hotels, rooming houses, camps, and other lodging places (except membership lodging)</b> .....	<b>21</b>	<b>28 179</b>	<b>7 491</b>	<b>1 815</b>	<b>782</b>
7011	Hotels and motels .....	18	27 707	7 416	1 800	779
7011 pt.	Hotels .....	6	19 522	5 677	1 359	567
7011 pt.	Motels, motor hotels, and tourist courts .....	12	8 185	1 739	441	212
702, 3	Other lodging places .....	3	472	75	15	3
<b>72</b>	<b>Personal services</b> .....	<b>112</b>	<b>17 266</b>	<b>6 524</b>	<b>1 682</b>	<b>888</b>
721	Laundry, cleaning, and garment services .....	22	4 447	1 527	345	180
7211	Power laundries, family and commercial* .....	2	(D)	(D)	(D)	AA
7213	Linen supply* .....	—	—	—	—	—
7215	Coin-operated laundries and drycleaning .....	3	335	56	14	13
7216	Drycleaning plants, except rug cleaning* .....	10	2 563	897	190	92
7217	Carpet and upholstery cleaning .....	3	(D)	(D)	(D)	BB
7218	Industrial laundriers* .....	—	—	—	—	—
7212, 9	Other laundry, cleaning, and garment services* .....	4	(D)	(D)	(D)	BB
722	Photographic studios, portrait .....	6	1 086	307	85	29
723, 4	Beauty and barber shops .....	63	6 117	2 971	739	333
723	Beauty shops .....	60	(D)	(D)	(D)	EE
724	Barber shops .....	3	(D)	(D)	(D)	BB
725	Shoe repair shops and shoeshine parlors .....	3	215	41	10	4
726	Funeral service and crematories .....	4	1 890	630	140	43
729	Miscellaneous personal services .....	14	3 511	1 048	363	299
<b>73</b>	<b>Business services</b> .....	<b>135</b>	<b>123 600</b>	<b>54 674</b>	<b>11 297</b>	<b>2 854</b>
731	Advertising .....	4	2 392	849	179	29
732	Consumer credit reporting agencies, mercantile reporting agencies, and adjustment and collection agencies .....	2	(D)	(D)	(D)	AA
733	Mailing, reproduction, commercial art and photography, and stenographic services .....	7	1 342	361	96	46
734	Services to dwellings and other buildings .....	41	6 377	2 543	589	346
735	Miscellaneous equipment rental and leasing .....	18	11 140	2 666	618	125
736	Personnel supply services .....	13	15 687	9 232	2 112	832
737	Computer programming, data processing, and other computer related services .....	29	77 366	33 972	6 457	950
7371, 2, 3	Computer programming, prepackaged software, and integrated systems .....	20	54 920	26 284	4 971	749
7374, 5, 6	Data processing services .....	1	(D)	(D)	(D)	CC
7377, 8, 9	Computer rental and leasing, maintenance, and related services, n.e.c. .....	8	(D)	(D)	(D)	BB
738	Miscellaneous business services .....	21	(D)	(D)	(D)	FF

**Table 5. Summary Statistics for Firms Subject to Federal Income Tax for Places With 350 Establishments or More: 1992 — Con.**

[Includes only establishments with payroll. For meaning of abbreviations and symbols, see introductory text. For explanation of terms and comparability of 1987 and 1992 censuses, see appendix A. For information on geographic areas followed by ▲, see appendix F]

SIC code	Geographic area and kind of business or operation	Establishments (number)	Receipts (\$1,000)	Annual payroll (\$1,000)	First-quarter payroll (\$1,000)	Paid employees for pay period including March 12 (number)
<b>HAMPTON (IC) — Con.</b>						
<b>75</b>	<b>Automotive repair, services, and parking</b> .....	<b>54</b>	<b>20 142</b>	<b>4 917</b>	<b>1 131</b>	<b>277</b>
751	Automotive rental and leasing, without drivers .....	5	4 497	395	91	21
752	Automobile parking .....	1	(D)	(D)	(D)	AA
753	Automotive repair shops .....	41	13 713	4 072	944	199
7532	Top, body, and upholstery repair shops and paint shops .....	5	2 491	862	192	36
7538	General automotive repair shops .....	22	5 346	1 351	318	83
7533, 4, 6, 7, 9	Other automotive repair shops .....	14	5 876	1 859	434	80
754	Automotive services, except repair .....	7	(D)	(D)	(D)	BB
<b>76</b>	<b>Miscellaneous repair services</b> .....	<b>29</b>	<b>14 533</b>	<b>5 291</b>	<b>1 244</b>	<b>267</b>
762	Electrical repair shops .....	8	6 810	3 218	762	159
7622	Radio and television repair shops .....	3	(D)	(D)	(D)	BB
7623, 9	Other electrical and electronic repair shops .....	5	(D)	(D)	(D)	BB
763	Watch, clock, and jewelry repair .....	1	(D)	(D)	(D)	AA
764	Reupholstery and furniture repair .....	2	(D)	(D)	(D)	AA
769	Miscellaneous repair and related services .....	18	(D)	(D)	(D)	CC
<b>78, 79, 84</b>	<b>Amusement and recreation services, including motion pictures and museums</b> .....	<b>43</b>	<b>14 030</b>	<b>3 128</b>	<b>797</b>	<b>409</b>
781, 2	Motion picture production, distribution, and services .....	2	(D)	(D)	(D)	AA
783	Motion picture theaters .....	4	(D)	(D)	(D)	BB
784	Video tape rental .....	8	3 455	458	111	72
792	Theatrical producers (except motion picture), bands, orchestras, and entertainers .....	1	(D)	(D)	(D)	AA
793	Bowling centers .....	2	(D)	(D)	(D)	BB
79 ex. 792, 3; 84	Commercial sports and other amusement and recreation services, including museums .....	26	(D)	(D)	(D)	CC
<b>80</b>	<b>Health services</b> .....	<b>176</b>	<b>93 588</b>	<b>47 932</b>	<b>9 144</b>	<b>1 535</b>
801	Offices and clinics of doctors of medicine .....	85	48 488	29 036	4 849	568
802	Offices and clinics of dentists .....	50	12 839	4 768	1 005	216
803	Offices and clinics of doctors of osteopathy .....	—	—	—	—	—
804	Offices and clinics of other health practitioners .....	25	6 190	1 799	412	88
805	Nursing and personal care facilities .....	2	(D)	(D)	(D)	CC
806	Hospitals .....	1	(D)	(D)	(D)	EE
807, 8, 9	Other health services .....	13	(D)	(D)	(D)	CC
<b>81</b>	<b>Legal services</b> .....	<b>54</b>	<b>14 148</b>	<b>7 467</b>	<b>1 742</b>	<b>192</b>
<b>823, 4, 9</b>	<b>Selected educational services</b> .....	<b>5</b>	<b>(D)</b>	<b>(D)</b>	<b>(D)</b>	<b>AA</b>
<b>83</b>	<b>Social services</b> .....	<b>29</b>	<b>4 288</b>	<b>2 008</b>	<b>495</b>	<b>229</b>
835	Child day care services .....	22	3 554	1 636	410	200
832, 3, 6, 9	Other social services .....	7	734	372	85	29
<b>87 ex. 8733</b>	<b>Engineering, accounting, research, management, and related services (except noncommercial research organizations)</b> .....	<b>76</b>	<b>112 093</b>	<b>67 382</b>	<b>15 310</b>	<b>1 807</b>
871	Engineering, architectural, and surveying services .....	23	51 978	33 375	8 008	767
872	Accounting, auditing, and bookkeeping services .....	17	3 369	1 738	452	83
873 ex. 8733	Research, development, and testing services (except noncommercial research organizations) .....	14	31 981	20 548	3 667	581
874	Management and public relations services .....	22	24 765	11 721	3 183	376
<b>89</b>	<b>Services, n.e.c.</b> .....	<b>1</b>	<b>(D)</b>	<b>(D)</b>	<b>(D)</b>	<b>AA</b>
<b>HARRISONBURG (IC)</b>						
	<b>Total</b> .....	<b>463</b>	<b>198 713</b>	<b>79 508</b>	<b>17 791</b>	<b>4 132</b>
<b>70 ex. 704</b>	<b>Hotels, rooming houses, camps, and other lodging places (except membership lodging)</b> .....	<b>19</b>	<b>14 817</b>	<b>3 740</b>	<b>865</b>	<b>501</b>
7011	Hotels and motels .....	18	(D)	(D)	(D)	FF
7011 pt.	Hotels .....	3	(D)	(D)	(D)	CC
7011 pt.	Motels, motor hotels, and tourist courts .....	15	(D)	(D)	(D)	EE
702, 3	Other lodging places .....	1	(D)	(D)	(D)	AA
<b>72</b>	<b>Personal services</b> .....	<b>58</b>	<b>9 322</b>	<b>2 469</b>	<b>587</b>	<b>256</b>
721	Laundry, cleaning, and garment services .....	8	1 369	444	106	43
7211	Power laundries, family and commercial* .....	—	—	—	—	—
7213	Linen supply* .....	—	—	—	—	—
7215	Coin-operated laundries and drycleaning .....	6	(D)	(D)	(D)	BB
7216	Drycleaning plants, except rug cleaning* .....	1	(D)	(D)	(D)	AA
7217	Carpet and upholstery cleaning .....	1	(D)	(D)	(D)	AA
7218	Industrial launderers* .....	—	—	—	—	—
7212, 9	Other laundry, cleaning, and garment services* .....	—	—	—	—	—
722	Photographic studios, portrait .....	5	1 139	285	56	22
723, 4	Beauty and barber shops .....	27	2 308	1 038	260	109
723	Beauty shops .....	27	2 308	1 038	260	109
724	Barber shops .....	—	—	—	—	—
725	Shoe repair shops and shoeshine parlors .....	3	285	41	6	5
726	Funeral service and crematories .....	4	1 867	270	64	18
729	Miscellaneous personal services .....	11	2 354	391	95	59

**Table 5. Summary Statistics for Firms Subject to Federal Income Tax for Places With 350 Establishments or More: 1992 — Con.**

[Includes only establishments with payroll. For meaning of abbreviations and symbols, see introductory text. For explanation of terms and comparability of 1987 and 1992 censuses, see appendix A. For information on geographic areas followed by ▲, see appendix F]

SIC code	Geographic area and kind of business or operation	Establishments (number)	Receipts (\$1,000)	Annual payroll (\$1,000)	First-quarter payroll (\$1,000)	Paid employees for pay period including March 12 (number)
	<b>HARRISONBURG (IC) — Con.</b>					
<b>73</b>	<b>Business services</b> .....	<b>72</b>	<b>27 925</b>	<b>12 685</b>	<b>2 990</b>	<b>917</b>
731	Advertising .....	5	1 343	526	169	60
732	Consumer credit reporting agencies, mercantile reporting agencies, and adjustment and collection agencies .....	2	(D)	(D)	(D)	AA
733	Mailing, reproduction, commercial art and photography, and stenographic services .....	8	1 243	309	66	29
734	Services to dwellings and other buildings .....	18	1 587	592	127	70
735	Miscellaneous equipment rental and leasing .....	9	5 376	1 755	396	78
736	Personnel supply services .....	3	(D)	(D)	(D)	CC
737	Computer programming, data processing, and other computer related services .....	7	5 362	3 075	772	83
7371, 2, 3	Computer programming, prepackaged software, and integrated systems .....	6	(D)	(D)	(D)	BB
7374, 5, 6	Data processing services .....	—	—	—	—	—
7377, 8, 9	Computer rental and leasing, maintenance, and related services, n.e.c. ....	1	(D)	(D)	(D)	AA
738	Miscellaneous business services .....	20	10 831	4 883	1 135	477
<b>75</b>	<b>Automotive repair, services, and parking</b> .....	<b>46</b>	<b>24 859</b>	<b>5 765</b>	<b>1 344</b>	<b>307</b>
751	Automotive rental and leasing, without drivers .....	3	2 932	208	47	9
752	Automobile parking .....	—	—	—	—	—
753	Automotive repair shops .....	37	20 627	5 243	1 231	274
7532	Top, body, and upholstery repair shops and paint shops .....	14	(D)	(D)	(D)	BB
7538	General automotive repair shops .....	16	(D)	(D)	(D)	BB
7533, 4, 6, 7, 9	Other automotive repair shops .....	7	(D)	(D)	(D)	CC
754	Automotive services, except repair .....	6	1 300	314	66	24
<b>76</b>	<b>Miscellaneous repair services</b> .....	<b>27</b>	<b>7 161</b>	<b>1 949</b>	<b>529</b>	<b>115</b>
762	Electrical repair shops .....	8	4 170	1 131	313	54
7622	Radio and television repair shops .....	—	—	—	—	—
7623, 9	Other electrical and electronic repair shops .....	8	4 170	1 131	313	54
763	Watch, clock, and jewelry repair .....	1	(D)	(D)	(D)	AA
764	Reupholstery and furniture repair .....	2	(D)	(D)	(D)	AA
769	Miscellaneous repair and related services .....	16	2 656	705	186	50
<b>78, 79, 84</b>	<b>Amusement and recreation services, including motion pictures and museums</b> .....	<b>26</b>	<b>7 569</b>	<b>1 558</b>	<b>303</b>	<b>171</b>
781, 2	Motion picture production, distribution, and services .....	1	(D)	(D)	(D)	AA
783	Motion picture theaters .....	2	(D)	(D)	(D)	BB
784	Video tape rental .....	3	(D)	(D)	(D)	AA
792	Theatrical producers (except motion picture), bands, orchestras, and entertainers .....	—	—	—	—	—
793	Bowling centers .....	1	(D)	(D)	(D)	BB
79 ex. 792, 3; 84	Commercial sports and other amusement and recreation services, including museums .....	19	4 272	987	159	101
<b>80</b>	<b>Health services</b> .....	<b>118</b>	<b>63 043</b>	<b>29 980</b>	<b>6 460</b>	<b>1 089</b>
801	Offices and clinics of doctors of medicine .....	56	36 437	19 637	4 109	406
802	Offices and clinics of dentists .....	30	7 665	2 569	546	141
803	Offices and clinics of doctors of osteopathy .....	—	—	—	—	—
804	Offices and clinics of other health practitioners .....	20	4 905	1 690	425	136
805	Nursing and personal care facilities .....	3	(D)	(D)	(D)	EE
806	Hospitals .....	—	—	—	—	—
807, 8, 9	Other health services .....	9	(D)	(D)	(D)	CC
<b>81</b>	<b>Legal services</b> .....	<b>33</b>	<b>14 012</b>	<b>4 888</b>	<b>951</b>	<b>176</b>
<b>823, 4, 9</b>	<b>Selected educational services</b> .....	<b>2</b>	<b>(D)</b>	<b>(D)</b>	<b>(D)</b>	<b>BB</b>
<b>83</b>	<b>Social services</b> .....	<b>9</b>	<b>1 691</b>	<b>882</b>	<b>217</b>	<b>89</b>
835	Child day care services .....	3	(D)	(D)	(D)	BB
832, 3, 6, 9	Other social services .....	6	(D)	(D)	(D)	BB
<b>87 ex. 8733</b>	<b>Engineering, accounting, research, management, and related services (except noncommercial research organizations)</b> .....	<b>50</b>	<b>27 340</b>	<b>15 225</b>	<b>3 465</b>	<b>478</b>
871	Engineering, architectural, and surveying services .....	11	(D)	(D)	(D)	BB
872	Accounting, auditing, and bookkeeping services .....	18	8 431	3 043	780	136
873 ex. 8733	Research, development, and testing services (except noncommercial research organizations) .....	3	(D)	(D)	(D)	AA
874	Management and public relations services .....	18	13 330	9 714	2 146	252
<b>89</b>	<b>Services, n.e.c.</b> .....	<b>3</b>	<b>(D)</b>	<b>(D)</b>	<b>(D)</b>	<b>AA</b>

**Table 5. Summary Statistics for Firms Subject to Federal Income Tax for Places With 350 Establishments or More: 1992 — Con.**

[Includes only establishments with payroll. For meaning of abbreviations and symbols, see introductory text. For explanation of terms and comparability of 1987 and 1992 censuses, see appendix A. For information on geographic areas followed by ▲, see appendix F]

SIC code	Geographic area and kind of business or operation	Establishments (number)	Receipts (\$1,000)	Annual payroll (\$1,000)	First-quarter payroll (\$1,000)	Paid employees for pay period including March 12 (number)
<b>LYNCHBURG (IC)</b>						
	<b>Total</b> .....	<b>645</b>	<b>324 069</b>	<b>144 486</b>	<b>30 912</b>	<b>6 851</b>
<b>70 ex. 704</b>	<b>Hotels, rooming houses, camps, and other lodging places (except membership lodging)</b> .....	<b>9</b>	<b>(D)</b>	<b>(D)</b>	<b>(D)</b>	<b>EE</b>
7011	Hotels and motels .....	8	13 250	3 270	767	347
7011 pt.	Hotels .....	5	11 139	2 822	666	297
7011 pt.	Motels, motor hotels, and tourist courts .....	3	2 111	448	101	50
702, 3	Other lodging places .....	1	(D)	(D)	(D)	AA
<b>72</b>	<b>Personal services</b> .....	<b>92</b>	<b>19 202</b>	<b>7 129</b>	<b>1 697</b>	<b>615</b>
721	Laundry, cleaning, and garment services .....	26	6 129	1 949	456	193
7211	Power laundries, family and commercial* .....	—	—	—	—	—
7213	Linen supply* .....	—	—	—	—	—
7215	Coin-operated laundries and drycleaning .....	7	(D)	(D)	(D)	AA
7216	Drycleaning plants, except rug cleaning* .....	10	3 011	1 266	294	132
7217	Carpet and upholstery cleaning .....	2	(D)	(D)	(D)	AA
7218	Industrial laundriers* .....	1	(D)	(D)	(D)	AA
7212, 9	Other laundry, cleaning, and garment services* .....	6	(D)	(D)	(D)	BB
722	Photographic studios, portrait .....	3	784	207	47	20
723, 4	Beauty and barber shops .....	43	4 328	1 886	471	195
723	Beauty shops .....	43	4 328	1 886	471	195
724	Barber shops .....	—	—	—	—	—
725	Shoe repair shops and shoeshine parlors .....	1	(D)	(D)	(D)	AA
726	Funeral service and crematories .....	4	5 226	2 322	524	74
729	Miscellaneous personal services .....	15	(D)	(D)	(D)	CC
<b>73</b>	<b>Business services</b> .....	<b>113</b>	<b>57 252</b>	<b>22 736</b>	<b>4 857</b>	<b>1 986</b>
731	Advertising .....	6	870	375	86	24
732	Consumer credit reporting agencies, mercantile reporting agencies, and adjustment and collection agencies .....	2	(D)	(D)	(D)	BB
733	Mailing, reproduction, commercial art and photography, and stenographic services .....	14	(D)	(D)	(D)	EE
734	Services to dwellings and other buildings .....	32	7 664	3 961	791	551
735	Miscellaneous equipment rental and leasing .....	9	4 868	1 019	253	48
736	Personnel supply services .....	11	8 121	5 940	1 064	510
737	Computer programming, data processing, and other computer related services .....	13	14 334	3 850	997	171
7371, 2, 3	Computer programming, prepackaged software, and integrated systems .....	6	(D)	(D)	(D)	BB
7374, 5, 6	Data processing services .....	3	(D)	(D)	(D)	CC
7377, 8, 9	Computer rental and leasing, maintenance, and related services, n.e.c. ....	4	(D)	(D)	(D)	BB
738	Miscellaneous business services .....	26	(D)	(D)	(D)	EE
<b>75</b>	<b>Automotive repair, services, and parking</b> .....	<b>55</b>	<b>12 814</b>	<b>3 905</b>	<b>940</b>	<b>236</b>
751	Automotive rental and leasing, without drivers .....	1	(D)	(D)	(D)	AA
752	Automobile parking .....	5	(D)	(D)	(D)	AA
753	Automotive repair shops .....	42	10 829	3 331	804	178
7532	Top, body, and upholstery repair shops and paint shops .....	9	3 954	1 195	287	69
7538	General automotive repair shops .....	15	3 562	1 229	279	60
7533, 4, 6, 7, 9	Other automotive repair shops .....	18	3 313	907	238	49
754	Automotive services, except repair .....	7	(D)	(D)	(D)	BB
<b>76</b>	<b>Miscellaneous repair services</b> .....	<b>24</b>	<b>9 928</b>	<b>2 727</b>	<b>614</b>	<b>170</b>
762	Electrical repair shops .....	6	1 021	503	159	44
7622	Radio and television repair shops .....	2	(D)	(D)	(D)	AA
7623, 9	Other electrical and electronic repair shops .....	4	(D)	(D)	(D)	BB
763	Watch, clock, and jewelry repair .....	—	—	—	—	—
764	Reupholstery and furniture repair .....	4	(D)	(D)	(D)	AA
769	Miscellaneous repair and related services .....	14	(D)	(D)	(D)	CC
<b>78, 79, 84</b>	<b>Amusement and recreation services, including motion pictures and museums</b> .....	<b>43</b>	<b>12 483</b>	<b>2 752</b>	<b>600</b>	<b>412</b>
781, 2	Motion picture production, distribution, and services .....	4	(D)	(D)	(D)	BB
783	Motion picture theaters .....	4	3 340	569	144	84
784	Video tape rental .....	7	1 847	375	97	42
792	Theatrical producers (except motion picture), bands, orchestras, and entertainers .....	1	(D)	(D)	(D)	AA
793	Bowling centers .....	2	(D)	(D)	(D)	BB
79 ex. 792, 3, 84	Commercial sports and other amusement and recreation services, including museums .....	25	3 309	926	161	219
<b>80</b>	<b>Health services</b> .....	<b>174</b>	<b>113 859</b>	<b>61 596</b>	<b>11 631</b>	<b>1 764</b>
801	Offices and clinics of doctors of medicine .....	74	72 361	44 153	7 937	771
802	Offices and clinics of dentists .....	52	16 306	6 323	1 385	249
803	Offices and clinics of doctors of osteopathy .....	1	(D)	(D)	(D)	AA
804	Offices and clinics of other health practitioners .....	30	8 264	3 715	794	152
805	Nursing and personal care facilities .....	8	13 592	6 198	1 223	512
806	Hospitals .....	—	—	—	—	—
807, 8, 9	Other health services .....	9	(D)	(D)	(D)	BB
<b>81</b>	<b>Legal services</b> .....	<b>43</b>	<b>15 533</b>	<b>6 690</b>	<b>1 531</b>	<b>214</b>
<b>823, 4, 9</b>	<b>Selected educational services</b> .....	<b>3</b>	<b>(D)</b>	<b>(D)</b>	<b>(D)</b>	<b>BB</b>

**Table 5. Summary Statistics for Firms Subject to Federal Income Tax for Places With 350 Establishments or More: 1992 — Con.**

[Includes only establishments with payroll. For meaning of abbreviations and symbols, see introductory text. For explanation of terms and comparability of 1987 and 1992 censuses, see appendix A. For information on geographic areas followed by ▲, see appendix F]

SIC code	Geographic area and kind of business or operation	Establishments (number)	Receipts (\$1,000)	Annual payroll (\$1,000)	First-quarter payroll (\$1,000)	Paid employees for pay period including March 12 (number)
<b>LYNCHBURG (IC) — Con.</b>						
<b>83</b>	<b>Social services</b> .....	<b>21</b>	<b>(D)</b>	<b>(D)</b>	<b>(D)</b>	<b>CC</b>
835	Child day care services .....	11	(D)	(D)	(D)	BB
832, 3, 6, 9	Other social services .....	10	952	267	72	26
<b>87 ex. 8733</b>	<b>Engineering, accounting, research, management, and related services (except noncommercial research organizations)</b> .....	<b>63</b>	<b>51 460</b>	<b>27 868</b>	<b>6 852</b>	<b>832</b>
871	Engineering, architectural, and surveying services .....	27	18 346	8 911	2 016	272
872	Accounting, auditing, and bookkeeping services .....	23	(D)	(D)	(D)	CC
873 ex. 8733	Research, development, and testing services (except noncommercial research organizations) .....	3	(D)	(D)	(D)	BB
874	Management and public relations services .....	10	(D)	(D)	(D)	EE
<b>89</b>	<b>Services, n.e.c.</b> .....	<b>5</b>	<b>(D)</b>	<b>(D)</b>	<b>(D)</b>	<b>BB</b>
<b>NEWPORT NEWS (IC)</b>						
	<b>Total</b> .....	<b>1 163</b>	<b>578 543</b>	<b>252 011</b>	<b>54 306</b>	<b>13 280</b>
<b>70 ex. 704</b>	<b>Hotels, rooming houses, camps, and other lodging places (except membership lodging)</b> .....	<b>31</b>	<b>23 845</b>	<b>6 039</b>	<b>1 248</b>	<b>618</b>
7011	Hotels and motels .....	31	23 845	6 039	1 248	618
7011 pt.	Hotels .....	6	10 835	2 770	602	318
7011 pt.	Motels, motor hotels, and tourist courts .....	25	13 010	3 269	646	300
702, 3	Other lodging places .....	—	—	—	—	—
<b>72</b>	<b>Personal services</b> .....	<b>165</b>	<b>32 115</b>	<b>12 222</b>	<b>2 918</b>	<b>1 319</b>
721	Laundry, cleaning, and garment services .....	45	10 564	4 452	1 021	404
7211	Power laundries, family and commercial* .....	2	(D)	(D)	(D)	BB
7213	Linen supply* .....	1	(D)	(D)	(D)	BB
7215	Coin-operated laundries and drycleaning .....	7	578	76	15	9
7216	Drycleaning plants, except rug cleaning* .....	9	3 383	1 414	349	147
7217	Carpet and upholstery cleaning .....	9	1 066	388	99	39
7218	Industrial launderers* .....	—	—	—	—	—
7212, 9	Other laundry, cleaning, and garment services* .....	17	(D)	(D)	(D)	CC
722	Photographic studios, portrait .....	3	(D)	(D)	(D)	AA
723, 4	Beauty and barber shops .....	87	9 003	4 167	950	397
723	Beauty shops .....	83	8 158	3 733	837	375
724	Barber shops .....	4	845	434	113	22
725	Shoe repair shops and shoeshine parlors .....	1	(D)	(D)	(D)	AA
726	Funeral service and crematories .....	10	5 396	1 627	383	115
729	Miscellaneous personal services .....	19	5 717	1 733	509	380
<b>73</b>	<b>Business services</b> .....	<b>178</b>	<b>109 123</b>	<b>55 704</b>	<b>11 797</b>	<b>3 278</b>
731	Advertising .....	6	1 524	327	82	23
732	Consumer credit reporting agencies, mercantile reporting agencies, and adjustment and collection agencies .....	3	758	468	79	17
733	Mailing, reproduction, commercial art and photography, and stenographic services .....	9	1 294	343	84	23
734	Services to dwellings and other buildings .....	63	17 948	9 130	2 087	905
735	Miscellaneous equipment rental and leasing .....	13	9 787	3 224	672	127
736	Personnel supply services .....	24	27 403	21 137	4 051	1 290
737	Computer programming, data processing, and other computer related services .....	29	39 667	16 736	3 632	461
7371, 2, 3	Computer programming, prepackaged software, and integrated systems .....	20	31 551	12 750	2 881	334
7374, 5, 6	Data processing services .....	6	7 453	3 804	707	122
7377, 8, 9	Computer rental and leasing, maintenance, and related services, n.e.c. ....	3	663	182	44	5
738	Miscellaneous business services .....	31	10 742	4 339	1 110	432
<b>75</b>	<b>Automotive repair, services, and parking</b> .....	<b>131</b>	<b>54 496</b>	<b>14 012</b>	<b>3 103</b>	<b>701</b>
751	Automotive rental and leasing, without drivers .....	11	22 235	3 973	797	148
752	Automobile parking .....	18	(D)	(D)	(D)	AA
753	Automotive repair shops .....	83	27 091	8 541	1 971	418
7532	Top, body, and upholstery repair shops and paint shops .....	14	7 027	2 391	576	121
7538	General automotive repair shops .....	42	9 741	2 775	639	143
7533, 4, 6, 7, 9	Other automotive repair shops .....	27	10 323	3 375	756	154
754	Automotive services, except repair .....	19	(D)	(D)	(D)	CC
<b>76</b>	<b>Miscellaneous repair services</b> .....	<b>36</b>	<b>7 352</b>	<b>2 720</b>	<b>958</b>	<b>128</b>
762	Electrical repair shops .....	17	2 933	905	215	58
7622	Radio and television repair shops .....	8	1 544	539	133	35
7623, 9	Other electrical and electronic repair shops .....	9	1 389	366	82	23
763	Watch, clock, and jewelry repair .....	1	(D)	(D)	(D)	AA
764	Reupholstery and furniture repair .....	6	1 072	351	80	23
769	Miscellaneous repair and related services .....	12	(D)	(D)	(D)	BB



**Table 5. Summary Statistics for Firms Subject to Federal Income Tax for Places With 350 Establishments or More: 1992 — Con.**

[Includes only establishments with payroll. For meaning of abbreviations and symbols, see introductory text. For explanation of terms and comparability of 1987 and 1992 censuses, see appendix A. For information on geographic areas followed by ▲, see appendix F]

SIC code	Geographic area and kind of business or operation	Establishments (number)	Receipts (\$1,000)	Annual payroll (\$1,000)	First-quarter payroll (\$1,000)	Paid employees for pay period including March 12 (number)
	<b>NEWPORT NEWS (IC) — Con.</b>					
<b>78, 79, 84</b>	<b>Amusement and recreation services, including motion pictures and museums</b> -----	<b>53</b>	<b>26 486</b>	<b>6 722</b>	<b>1 695</b>	<b>886</b>
781, 2	Motion picture production, distribution, and services -----	3	249	160	34	9
783	Motion picture theaters -----	5	4 389	478	117	73
784	Video tape rental -----	13	3 927	641	153	87
792	Theatrical producers (except motion picture), bands, orchestras, and entertainers -----	—	—	—	—	—
793	Bowling centers -----	4	2 489	805	218	96
79 ex. 792, 3; 84	Commercial sports and other amusement and recreation services, including museums -----	28	15 432	4 638	1 173	621
<b>80</b>	<b>Health services</b> -----	<b>321</b>	<b>162 209</b>	<b>82 200</b>	<b>16 730</b>	<b>2 654</b>
801	Offices and clinics of doctors of medicine -----	150	100 860	55 420	11 145	1 101
802	Offices and clinics of dentists -----	92	25 014	8 949	1 957	407
803	Offices and clinics of doctors of osteopathy -----	1	(D)	(D)	(D)	AA
804	Offices and clinics of other health practitioners -----	45	13 066	4 936	941	195
805	Nursing and personal care facilities -----	4	(D)	(D)	(D)	EE
806	Hospitals -----	1	(D)	(D)	(D)	AA
807, 8, 9	Other health services -----	28	11 378	6 785	1 527	667
<b>81</b>	<b>Legal services</b> -----	<b>86</b>	<b>34 237</b>	<b>12 591</b>	<b>2 225</b>	<b>441</b>
<b>823, 4, 9</b>	<b>Selected educational services</b> -----	<b>10</b>	<b>(D)</b>	<b>(D)</b>	<b>(D)</b>	<b>EE</b>
<b>83</b>	<b>Social services</b> -----	<b>37</b>	<b>9 387</b>	<b>4 020</b>	<b>906</b>	<b>426</b>
835	Child day care services -----	23	3 995	1 827	407	256
832, 3, 6, 9	Other social services -----	14	5 392	2 193	499	170
<b>87 ex. 8733</b>	<b>Engineering, accounting, research, management, and related services (except noncommercial research organizations)</b> -----	<b>111</b>	<b>94 361</b>	<b>48 018</b>	<b>10 806</b>	<b>2 511</b>
871	Engineering, architectural, and surveying services -----	32	47 428	21 939	4 791	726
872	Accounting, auditing, and bookkeeping services -----	47	21 027	12 632	3 101	764
873 ex. 8733	Research, development, and testing services (except noncommercial research organizations) -----	8	13 673	7 435	1 477	739
874	Management and public relations services -----	24	12 233	6 012	1 437	282
<b>89</b>	<b>Services, n.e.c.</b> -----	<b>4</b>	<b>(D)</b>	<b>(D)</b>	<b>(D)</b>	<b>AA</b>
	<b>NORFOLK (IC)</b>					
	<b>Total</b> -----	<b>1 706</b>	<b>1 253 697</b>	<b>528 131</b>	<b>118 075</b>	<b>23 695</b>
<b>70 ex. 704</b>	<b>Hotels, rooming houses, camps, and other lodging places (except membership lodging)</b> -----	<b>54</b>	<b>79 946</b>	<b>23 157</b>	<b>5 131</b>	<b>2 155</b>
7011	Hotels and motels -----	50	79 383	23 006	5 094	2 129
7011 pt.	Hotels -----	15	55 231	17 509	3 918	1 535
7011 pt.	Motels, motor hotels, and tourist courts -----	35	24 152	5 497	1 176	594
702, 3	Other lodging places -----	4	563	151	37	26
<b>72</b>	<b>Personal services</b> -----	<b>232</b>	<b>51 580</b>	<b>18 110</b>	<b>4 414</b>	<b>1 675</b>
721	Laundry, cleaning, and garment services -----	76	19 208	6 481	1 587	546
7211	Power laundries, family and commercial* -----	1	(D)	(D)	(D)	AA
7213	Linen supply* -----	1	(D)	(D)	(D)	AA
7215	Coin-operated laundries and drycleaning -----	23	1 981	330	72	43
7216	Drycleaning plants, except rug cleaning* -----	32	5 193	2 031	493	232
7217	Carpet and upholstery cleaning -----	5	957	345	75	26
7218	Industrial launderers* -----	3	(D)	(D)	(D)	CC
7212, 9	Other laundry, cleaning, and garment services* -----	11	(D)	(D)	(D)	BB
722	Photographic studios, portrait -----	11	7 239	1 838	410	100
723, 4	Beauty and barber shops -----	106	11 544	5 633	1 386	535
723	Beauty shops -----	97	11 011	5 405	1 334	505
724	Barber shops -----	9	533	228	52	30
725	Shoe repair shops and shoeshine parlors -----	5	300	88	26	9
726	Funeral service and crematories -----	15	7 893	2 552	520	110
729	Miscellaneous personal services -----	19	5 396	1 518	485	375
<b>73</b>	<b>Business services</b> -----	<b>281</b>	<b>227 233</b>	<b>104 017</b>	<b>23 579</b>	<b>6 459</b>
731	Advertising -----	17	13 275	6 048	1 504	380
732	Consumer credit reporting agencies, mercantile reporting agencies, and adjustment and collection agencies -----	8	3 512	1 229	282	49
733	Mailing, reproduction, commercial art and photography, and stenographic services -----	31	13 031	4 751	1 087	252
734	Services to dwellings and other buildings -----	51	9 137	4 782	1 198	536
735	Miscellaneous equipment rental and leasing -----	28	18 100	6 414	1 139	190
736	Personnel supply services -----	30	57 165	37 627	7 867	2 854
737	Computer programming, data processing, and other computer related services -----	41	43 817	18 231	4 752	600
7371, 2, 3	Computer programming, prepackaged software, and integrated systems -----	20	27 518	11 834	3 193	401
7374, 5, 6	Data processing services -----	6	(D)	(D)	(D)	CC
7377, 8, 9	Computer rental and leasing, maintenance, and related services, n.e.c. -----	15	(D)	(D)	(D)	BB
738	Miscellaneous business services -----	75	69 196	24 935	5 750	1 598

**Table 5. Summary Statistics for Firms Subject to Federal Income Tax for Places With 350 Establishments or More: 1992 — Con.**

[Includes only establishments with payroll. For meaning of abbreviations and symbols, see introductory text. For explanation of terms and comparability of 1987 and 1992 censuses, see appendix A. For information on geographic areas followed by ▲, see appendix F]

SIC code	Geographic area and kind of business or operation	Establishments (number)	Receipts (\$1,000)	Annual payroll (\$1,000)	First-quarter payroll (\$1,000)	Paid employees for pay period including March 12 (number)
<b>NORFOLK (IC) — Con.</b>						
<b>75</b>	<b>Automotive repair, services, and parking -----</b>	<b>182</b>	<b>84 919</b>	<b>17 252</b>	<b>4 262</b>	<b>1 088</b>
751	Automotive rental and leasing, without drivers -----	19	39 426	4 433	1 212	321
752	Automobile parking -----	5	(D)	(D)	(D)	BB
753	Automotive repair shops -----	136	39 174	10 978	2 578	607
7532	Top, body, and upholstery repair shops and paint shops -----	34	7 292	2 128	518	145
7538	General automotive repair shops -----	59	18 479	5 206	1 213	270
7533, 4, 6, 7, 9	Other automotive repair shops -----	43	13 403	3 644	847	192
754	Automotive services, except repair -----	22	(D)	(D)	(D)	CC
<b>76</b>	<b>Miscellaneous repair services -----</b>	<b>87</b>	<b>75 175</b>	<b>28 574</b>	<b>7 197</b>	<b>1 170</b>
762	Electrical repair shops -----	29	40 733	16 509	4 449	655
7622	Radio and television repair shops -----	10	3 324	1 185	231	59
7623, 9	Other electrical and electronic repair shops -----	19	37 409	15 324	4 218	596
763	Watch, clock, and jewelry repair -----	2	(D)	(D)	(D)	AA
764	Reupholstery and furniture repair -----	9	2 127	937	211	51
769	Miscellaneous repair and related services -----	47	(D)	(D)	(D)	EE
<b>78, 79, 84</b>	<b>Amusement and recreation services, including motion pictures and museums -----</b>	<b>68</b>	<b>36 540</b>	<b>8 508</b>	<b>2 019</b>	<b>878</b>
781, 2	Motion picture production, distribution, and services -----	3	(D)	(D)	(D)	AA
783	Motion picture theaters -----	7	7 954	988	233	138
784	Video tape rental -----	15	5 542	872	208	102
792	Theatrical producers (except motion picture), bands, orchestras, and entertainers -----	4	(D)	(D)	(D)	AA
793	Bowling centers -----	5	3 429	982	218	105
79 ex. 792, 3; 84	Commercial sports and other amusement and recreation services, including museums -----	34	17 442	5 160	1 259	509
<b>80</b>	<b>Health services -----</b>	<b>400</b>	<b>364 674</b>	<b>181 035</b>	<b>38 074</b>	<b>4 812</b>
801	Offices and clinics of doctors of medicine -----	227	222 389	131 659	26 552	2 201
802	Offices and clinics of dentists -----	87	26 033	9 840	2 146	453
803	Offices and clinics of doctors of osteopathy -----	—	—	—	—	—
804	Offices and clinics of other health practitioners -----	54	17 415	6 461	1 508	262
805	Nursing and personal care facilities -----	8	19 087	8 887	2 067	623
806	Hospitals -----	2	(D)	(D)	(D)	EE
807, 8, 9	Other health services -----	22	(D)	(D)	(D)	FF
<b>81</b>	<b>Legal services -----</b>	<b>151</b>	<b>127 446</b>	<b>60 540</b>	<b>12 574</b>	<b>1 474</b>
<b>823, 4, 9</b>	<b>Selected educational services -----</b>	<b>10</b>	<b>2 264</b>	<b>794</b>	<b>183</b>	<b>56</b>
<b>83</b>	<b>Social services -----</b>	<b>48</b>	<b>13 249</b>	<b>4 879</b>	<b>1 155</b>	<b>449</b>
835	Child day care services -----	20	2 661	1 434	375	196
832, 3, 6, 9	Other social services -----	28	10 588	3 445	780	253
<b>87 ex. 8733</b>	<b>Engineering, accounting, research, management, and related services (except noncommercial research organizations) -----</b>	<b>180</b>	<b>184 914</b>	<b>79 465</b>	<b>19 128</b>	<b>3 394</b>
871	Engineering, architectural, and surveying services -----	71	80 443	35 310	8 123	1 199
872	Accounting, auditing, and bookkeeping services -----	56	50 076	21 994	5 679	839
873 ex. 8733	Research, development, and testing services (except noncommercial research organizations) -----	12	17 092	6 249	1 439	702
874	Management and public relations services -----	41	37 303	15 912	3 887	654
<b>89</b>	<b>Services, n.e.c. -----</b>	<b>13</b>	<b>5 757</b>	<b>1 800</b>	<b>359</b>	<b>85</b>
<b>PORTSMOUTH (IC)</b>						
	<b>Total -----</b>	<b>548</b>	<b>291 418</b>	<b>124 772</b>	<b>28 422</b>	<b>6 512</b>
<b>70 ex. 704</b>	<b>Hotels, rooming houses, camps, and other lodging places (except membership lodging) -----</b>	<b>9</b>	<b>7 505</b>	<b>1 922</b>	<b>378</b>	<b>187</b>
7011	Hotels and motels -----	8	(D)	(D)	(D)	CC
7011 pt.	Hotels -----	2	(D)	(D)	(D)	CC
7011 pt.	Motels, motor hotels, and tourist courts -----	6	(D)	(D)	(D)	BB
702, 3	Other lodging places -----	1	(D)	(D)	(D)	AA
<b>72</b>	<b>Personal services -----</b>	<b>88</b>	<b>33 048</b>	<b>12 264</b>	<b>3 238</b>	<b>1 039</b>
721	Laundry, cleaning, and garment services -----	26	21 511	8 195	2 166	526
7211	Power laundries, family and commercial* -----	2	(D)	(D)	(D)	BB
7213	Linen supply* -----	3	(D)	(D)	(D)	CC
7215	Coin-operated laundries and drycleaning -----	7	1 109	221	65	27
7216	Drycleaning plants, except rug cleaning* -----	9	2 617	1 262	390	109
7217	Carpet and upholstery cleaning -----	2	(D)	(D)	(D)	AA
7218	Industrial launderers* -----	2	(D)	(D)	(D)	CC
7212, 9	Other laundry, cleaning, and garment services* -----	1	(D)	(D)	(D)	AA
722	Photographic studios, portrait -----	3	(D)	(D)	(D)	BB
723, 4	Beauty and barber shops -----	40	3 654	1 806	461	200
723	Beauty shops -----	37	3 560	1 747	448	195
724	Barber shops -----	3	94	59	13	5
725	Shoe repair shops and shoeshine parlors -----	3	154	31	8	3
726	Funeral service and crematories -----	7	4 078	1 121	248	59
729	Miscellaneous personal services -----	9	(D)	(D)	(D)	CC

**Table 5. Summary Statistics for Firms Subject to Federal Income Tax for Places With 350 Establishments or More: 1992 — Con.**

[Includes only establishments with payroll. For meaning of abbreviations and symbols, see introductory text. For explanation of terms and comparability of 1987 and 1992 censuses, see appendix A. For information on geographic areas followed by ▲, see appendix F]

SIC code	Geographic area and kind of business or operation	Establishments (number)	Receipts (\$1,000)	Annual payroll (\$1,000)	First-quarter payroll (\$1,000)	Paid employees for pay period including March 12 (number)
<b>PORTSMOUTH (IC) — Con.</b>						
<b>73</b>	<b>Business services</b> .....	<b>60</b>	<b>22 848</b>	<b>8 895</b>	<b>2 293</b>	<b>1 232</b>
731	Advertising .....	2	(D)	(D)	(D)	AA
732	Consumer credit reporting agencies, mercantile reporting agencies, and adjustment and collection agencies .....	2	(D)	(D)	(D)	AA
733	Mailing, reproduction, commercial art and photography, and stenographic services .....	4	274	52	9	3
734	Services to dwellings and other buildings .....	30	11 542	4 618	1 199	891
735	Miscellaneous equipment rental and leasing .....	9	3 300	924	321	49
736	Personnel supply services .....	2	(D)	(D)	(D)	CC
737	Computer programming, data processing, and other computer related services .....	1	(D)	(D)	(D)	AA
7371, 2, 3	Computer programming, prepackaged software, and integrated systems .....	—	—	—	—	—
7374, 5, 6	Data processing services .....	—	—	—	—	—
7377, 8, 9	Computer rental and leasing, maintenance, and related services, n.e.c. ....	1	(D)	(D)	(D)	AA
738	Miscellaneous business services .....	10	5 817	2 187	534	165
<b>75</b>	<b>Automotive repair, services, and parking</b> .....	<b>65</b>	<b>19 857</b>	<b>5 673</b>	<b>1 358</b>	<b>324</b>
751	Automotive rental and leasing, without drivers .....	3	(D)	(D)	(D)	AA
752	Automobile parking .....	2	(D)	(D)	(D)	AA
753	Automotive repair shops .....	56	17 894	5 352	1 258	290
7532	Top, body, and upholstery repair shops and paint shops .....	12	4 270	1 331	306	69
7538	General automotive repair shops .....	25	7 322	2 202	513	114
7533, 4, 6, 7, 9	Other automotive repair shops .....	19	6 302	1 819	439	107
754	Automotive services, except repair .....	4	(D)	(D)	(D)	AA
<b>76</b>	<b>Miscellaneous repair services</b> .....	<b>37</b>	<b>18 598</b>	<b>5 769</b>	<b>1 076</b>	<b>221</b>
762	Electrical repair shops .....	11	1 562	386	85	28
7622	Radio and television repair shops .....	3	315	74	15	8
7623, 9	Other electrical and electronic repair shops .....	8	1 247	312	70	20
763	Watch, clock, and jewelry repair .....	—	—	—	—	—
764	Reupholstery and furniture repair .....	6	364	130	16	7
769	Miscellaneous repair and related services .....	20	16 672	5 253	975	186
<b>78, 79, 84</b>	<b>Amusement and recreation services, including motion pictures and museums</b> .....	<b>25</b>	<b>7 657</b>	<b>1 401</b>	<b>369</b>	<b>170</b>
781, 2	Motion picture production, distribution, and services .....	1	(D)	(D)	(D)	AA
783	Motion picture theaters .....	1	(D)	(D)	(D)	AA
784	Video tape rental .....	8	3 353	700	174	70
792	Theatrical producers (except motion picture), bands, orchestras, and entertainers .....	—	—	—	—	—
793	Bowling centers .....	1	(D)	(D)	(D)	AA
79 ex. 792, 3; 84	Commercial sports and other amusement and recreation services, including museums .....	14	(D)	(D)	(D)	BB
<b>80</b>	<b>Health services</b> .....	<b>157</b>	<b>118 147</b>	<b>59 881</b>	<b>13 044</b>	<b>2 201</b>
801	Offices and clinics of doctors of medicine .....	89	62 139	34 262	7 186	755
802	Offices and clinics of dentists .....	39	13 753	5 725	1 206	235
803	Offices and clinics of doctors of osteopathy .....	—	—	—	—	—
804	Offices and clinics of other health practitioners .....	8	(D)	(D)	(D)	BB
805	Nursing and personal care facilities .....	11	23 843	12 769	3 346	724
806	Hospitals .....	1	(D)	(D)	(D)	EE
807, 8, 9	Other health services .....	9	(D)	(D)	(D)	BB
<b>81</b>	<b>Legal services</b> .....	<b>44</b>	<b>23 127</b>	<b>10 013</b>	<b>2 112</b>	<b>280</b>
<b>823, 4, 9</b>	<b>Selected educational services</b> .....	<b>3</b>	<b>(D)</b>	<b>(D)</b>	<b>(D)</b>	<b>BB</b>
<b>83</b>	<b>Social services</b> .....	<b>18</b>	<b>4 408</b>	<b>1 704</b>	<b>406</b>	<b>201</b>
835	Child day care services .....	11	1 680	776	187	106
832, 3, 6, 9	Other social services .....	7	2 728	928	219	95
<b>87 ex. 8733</b>	<b>Engineering, accounting, research, management, and related services (except noncommercial research organizations)</b> .....	<b>41</b>	<b>35 104</b>	<b>16 802</b>	<b>4 026</b>	<b>625</b>
871	Engineering, architectural, and surveying services .....	18	21 464	11 016	2 739	410
872	Accounting, auditing, and bookkeeping services .....	11	(D)	(D)	(D)	BB
873 ex. 8733	Research, development, and testing services (except noncommercial research organizations) .....	3	(D)	(D)	(D)	BB
874	Management and public relations services .....	9	6 117	2 973	669	129
<b>89</b>	<b>Services, n.e.c.</b> .....	<b>1</b>	<b>(D)</b>	<b>(D)</b>	<b>(D)</b>	<b>AA</b>

**Table 5. Summary Statistics for Firms Subject to Federal Income Tax for Places With 350 Establishments or More: 1992 — Con.**

[Includes only establishments with payroll. For meaning of abbreviations and symbols, see introductory text. For explanation of terms and comparability of 1987 and 1992 censuses, see appendix A. For information on geographic areas followed by ▲, see appendix F]

SIC code	Geographic area and kind of business or operation	Establishments (number)	Receipts (\$1,000)	Annual payroll (\$1,000)	First-quarter payroll (\$1,000)	Paid employees for pay period including March 12 (number)
<b>RICHMOND (IC)</b>						
	<b>Total</b> .....	<b>2 726</b>	<b>2 237 386</b>	<b>913 874</b>	<b>209 347</b>	<b>37 899</b>
<b>70 ex. 704</b>	<b>Hotels, rooming houses, camps, and other lodging places (except membership lodging)</b> .....	<b>42</b>	<b>69 848</b>	<b>21 898</b>	<b>5 681</b>	<b>2 166</b>
7011	Hotels and motels .....	38	69 315	21 739	5 650	2 148
7011 pt.	Hotels .....	12	55 645	18 149	4 778	1 771
7011 pt.	Hotels, 25 guestrooms or more .....	11	(D)	(D)	(D)	GG
7011 pt.	Hotels, less than 25 guestrooms .....	1	(D)	(D)	(D)	AA
7011 pt.	Motels, motor hotels, and tourist courts .....	26	13 670	3 590	872	377
7011 pt.	Motels, tourist courts .....	24	(D)	(D)	(D)	EE
7011 pt.	Motor hotels .....	2	(D)	(D)	(D)	BB
702, 3	Other lodging places .....	4	533	159	31	18
702	Rooming and boarding houses .....	4	533	159	31	18
703	Camps and recreational vehicle parks .....	-	-	-	-	-
<b>72</b>	<b>Personal services</b> .....	<b>268</b>	<b>84 326</b>	<b>33 269</b>	<b>8 084</b>	<b>2 388</b>
721	Laundry, cleaning, and garment services .....	86	44 503	18 081	4 469	1 181
7211	Power laundries, family and commercial* .....	1	(D)	(D)	(D)	AA
7213	Linen supply* .....	3	(D)	(D)	(D)	EE
7215	Coin-operated laundries and drycleaning .....	16	1 756	417	96	44
7216	Drycleaning plants, except rug cleaning* .....	38	10 343	4 975	1 224	378
7217	Carpet and upholstery cleaning .....	9	1 572	793	182	76
7218	Industrial laundries* .....	5	(D)	(D)	(D)	EE
7212, 9	Other laundry, cleaning, and garment services* .....	14	(D)	(D)	(D)	BB
7212	Garment pressing, and agents for laundries and drycleaners .....	4	1 604	621	149	59
7219	Laundry and garment services, n.e.c.* .....	10	(D)	(D)	(D)	AA
722	Photographic studios, portrait .....	13	4 135	1 437	311	71
723, 4	Beauty and barber shops .....	122	15 453	7 865	1 838	589
723	Beauty shops .....	111	14 049	7 204	1 690	556
724	Barber shops .....	11	1 404	661	148	33
725	Shoe repair shops and shoeshine parlors .....	5	366	53	16	8
726	Funeral service and crematories .....	10	12 516	3 687	805	145
729	Miscellaneous personal services .....	32	7 353	2 146	645	394
7291	Tax return preparation services .....	10	3 328	1 296	410	275
7299	Miscellaneous personal services, n.e.c. ....	22	4 025	850	235	119
<b>73</b>	<b>Business services</b> .....	<b>525</b>	<b>393 861</b>	<b>189 087</b>	<b>42 285</b>	<b>11 676</b>
731	Advertising .....	59	52 431	23 319	5 146	593
7311	Advertising agencies .....	54	50 983	22 932	4 985	571
7312	Outdoor advertising services .....	1	(D)	(D)	(D)	AA
7313	Radio, television, publishers' advertising representatives .....	3	(D)	(D)	(D)	AA
7319	Advertising, n.e.c. ....	1	(D)	(D)	(D)	AA
732	Consumer credit reporting agencies, mercantile reporting agencies, and adjustment and collection agencies .....	12	14 052	4 223	971	179
7322	Adjustment and collection services .....	9	(D)	(D)	(D)	CC
7323	Credit reporting services .....	3	(D)	(D)	(D)	BB
733	Mailing, reproduction, commercial art and photography, and stenographic services .....	77	35 957	13 232	3 146	639
7331	Direct mail advertising services .....	10	16 010	7 020	1 745	328
7334	Photocopying and duplicating services .....	17	8 438	2 639	624	156
7335, 6	Commercial photography, art, and graphics .....	39	9 068	2 692	606	107
7335	Commercial photography .....	10	(D)	(D)	(D)	BB
7336	Commercial art and graphic design .....	29	(D)	(D)	(D)	BB
7338	Secretarial and court reporting services .....	11	2 441	881	171	48
734	Services to dwellings and other buildings .....	90	32 191	15 228	3 436	2 225
7342	Disinfecting and pest control services .....	7	6 717	2 533	503	155
7349	Building cleaning and maintenance services, n.e.c. ....	83	25 474	12 695	2 933	2 070
735	Miscellaneous equipment rental and leasing .....	32	24 394	5 589	1 283	250
7352	Medical equipment rental and leasing .....	5	1 724	510	117	26
7353	Heavy construction equipment rental and leasing .....	5	10 833	1 916	480	82
7359	Equipment rental and leasing, n.e.c. ....	22	11 837	3 163	686	142
736	Personnel supply services .....	59	85 257	65 357	14 353	5 068
7361	Employment agencies .....	15	6 110	3 434	254	62
7363	Help supply services .....	44	79 147	61 923	14 099	5 006
7363 pt.	Temporary help supply .....	38	(D)	(D)	(D)	HH
7363 pt.	Help supply, except temporary .....	6	(D)	(D)	(D)	GG
737	Computer programming, data processing, and other computer related services .....	85	85 148	33 590	7 049	895
7371, 2, 3	Computer programming, prepackaged software, and integrated systems .....	42	34 544	13 212	3 071	323
7371	Computer programming services .....	26	16 099	7 374	1 689	181
7372	Prepackaged software .....	9	4 418	2 286	583	50
7373	Computer integrated systems .....	7	14 027	3 552	799	92
7374, 5, 6	Data processing services .....	15	28 562	11 412	1 905	315
7374, 5	Computer processing, information retrieval .....	11	(D)	(D)	(D)	CC
7376	Computer facilities management services .....	4	(D)	(D)	(D)	BB
7377, 8, 9	Computer rental and leasing, maintenance, and related services, n.e.c. ....	28	22 042	8 966	2 073	257
7377	Computer rental and leasing .....	1	(D)	(D)	(D)	AA
7378	Computer maintenance and repair .....	17	13 532	4 284	1 161	152
7379	Computer related services, n.e.c. ....	10	(D)	(D)	(D)	BB

**Table 5. Summary Statistics for Firms Subject to Federal Income Tax for Places With 350 Establishments or More: 1992 — Con.**

[Includes only establishments with payroll. For meaning of abbreviations and symbols, see introductory text. For explanation of terms and comparability of 1987 and 1992 censuses, see appendix A. For information on geographic areas followed by ▲, see appendix F.]

SIC code	Geographic area and kind of business or operation	Establishments (number)	Receipts (\$1,000)	Annual payroll (\$1,000)	First-quarter payroll (\$1,000)	Paid employees for pay period including March 12 (number)
	<b>RICHMOND (IC) — Con.</b>					
<b>73</b>	<b>Business services — Con.</b>					
738	Miscellaneous business services .....	111	64 431	28 549	6 901	1 827
7381, 2	Detective agencies and protective services .....	22	22 065	12 505	2 971	975
7381	Detective, guard, and armored car services .....	17	16 331	10 383	2 500	887
7382	Security systems services .....	5	5 734	2 122	471	88
7383	News syndicates .....	2	(D)	(D)	(D)	BB
7384	Photofinishing laboratories* .....	9	3 241	1 199	301	75
7389	Business services, n.e.c. ....	78	(D)	(D)	(D)	FF
7389 pt.	Sign painting shops .....	5	834	281	66	18
7389 pt.	Interior designing .....	12	3 045	788	173	37
7389 pt.	Telephone answering services .....	4	4 669	1 851	489	111
7389 pt.	Other business services .....	57	(D)	(D)	(D)	FF
<b>75</b>	<b>Automotive repair, services, and parking .....</b>	<b>297</b>	<b>139 590</b>	<b>28 611</b>	<b>6 923</b>	<b>1 582</b>
751	Automotive rental and leasing, without drivers .....	19	61 311	7 836	1 949	325
7513	Truck rental and leasing, without drivers .....	11	(D)	(D)	(D)	EE
7514, 5	Passenger car rental and leasing .....	8	(D)	(D)	(D)	BB
7514	Passenger car rental .....	5	(D)	(D)	(D)	BB
7515	Passenger car leasing .....	3	(D)	(D)	(D)	AA
7519	Utility trailer and recreational vehicle rental .....	—	—	—	—	—
752	Automobile parking .....	86	(D)	(D)	(D)	CC
753	Automotive repair shops .....	168	57 664	16 448	3 955	819
7532	Top, body, and upholstery repair shops and paint shops .....	34	12 856	3 231	853	175
7532 pt.	Top and body repair shops .....	27	11 328	2 852	769	158
7532 pt.	Paint shops .....	7	1 528	379	84	17
7538	General automotive repair shops .....	93	28 031	8 197	1 892	375
7538 pt.	General automotive repair shops, except diesel .....	82	24 023	7 046	1 686	325
7538 pt.	Diesel repair shops .....	11	4 008	1 151	206	50
7533, 4, 6, 7, 9	Other automotive repair shops .....	41	16 777	5 020	1 210	269
7533	Automotive exhaust system repair shops .....	4	905	233	63	12
7534	Tire retreading and repair shops .....	2	(D)	(D)	(D)	BB
7536	Automotive glass replacement shops .....	8	2 023	354	76	26
7537	Automotive transmission repair shops .....	7	1 764	703	168	30
7539	Automotive repair shops, n.e.c. ....	20	(D)	(D)	(D)	CC
7539 pt.	Radiator repair .....	2	(D)	(D)	(D)	AA
7539 pt.	Brake, front end, and wheel alignment .....	6	2 898	843	202	32
7539 pt.	Automotive electrical and fuel system services .....	9	5 673	1 966	483	99
7539 pt.	Other automotive repair shops, n.e.c. ....	3	(D)	(D)	(D)	BB
754	Automotive services, except repair .....	24	(D)	(D)	(D)	CC
7542	Carwashes .....	9	(D)	(D)	(D)	CC
7549	Automotive services, except repair and carwashes .....	15	3 486	1 281	300	80
<b>76</b>	<b>Miscellaneous repair services .....</b>	<b>103</b>	<b>105 454</b>	<b>25 503</b>	<b>6 263</b>	<b>901</b>
762	Electrical repair shops .....	37	21 649	7 988	1 912	292
7622	Radio and television repair shops .....	15	10 997	4 586	1 101	153
7623, 9	Other electrical and electronic repair shops .....	22	10 652	3 402	811	139
7623	Refrigeration and air-conditioning service and repair shops .....	6	7 106	2 316	542	83
7629	Electrical and electronic repair shops, n.e.c. ....	16	3 546	1 086	269	56
763	Watch, clock, and jewelry repair .....	—	—	—	—	—
764	Reupholstery and furniture repair .....	18	3 327	1 252	317	75
769	Miscellaneous repair and related services .....	48	80 478	16 263	4 034	534
7692	Welding repair .....	2	(D)	(D)	(D)	AA
7694	Armature rewinding shops .....	5	13 472	3 876	1 049	139
7699	Repair shops and related services, n.e.c. ....	41	(D)	(D)	(D)	EE
<b>78, 79, 84</b>	<b>Amusement and recreation services, including motion pictures and museums .....</b>	<b>95</b>	<b>46 967</b>	<b>13 071</b>	<b>2 933</b>	<b>841</b>
781, 2	Motion picture production, distribution, and services .....	17	(D)	(D)	(D)	CC
783	Motion picture theaters .....	5	(D)	(D)	(D)	BB
7832	Motion picture theaters, except drive-in .....	5	(D)	(D)	(D)	BB
7833	Drive-in motion picture theaters .....	—	—	—	—	—
784	Video tape rental .....	15	2 825	604	147	83
792	Theatrical producers (except motion picture), bands, orchestras, and entertainers .....	8	4 307	1 177	275	85
7922	Theatrical producers (except motion picture) and miscellaneous theatrical services .....	6	(D)	(D)	(D)	BB
7929	Bands, orchestras, actors, and other entertainers and entertainment groups .....	2	(D)	(D)	(D)	AA
793	Bowling centers .....	4	(D)	(D)	(D)	BB
79 ex. 792, 3, 84	Commercial sports and other amusement and recreation services, including museums .....	46	24 219	6 762	1 403	405
794	Commercial sports .....	9	14 329	3 858	654	77
7941	Professional sports clubs, managers, promoters .....	6	(D)	(D)	(D)	BB
7948	Racing, including track operation .....	3	(D)	(D)	(D)	BB
79 ex. 792, 3, 4, 84	Other amusement and recreation services, including museums .....	37	9 890	2 904	749	328
791	Dance studios, schools, and halls .....	5	324	174	20	29
7991	Physical fitness facilities .....	5	1 936	683	181	106
7992	Public golf courses .....	2	(D)	(D)	(D)	BB
7993	Coin-operated amusement devices .....	2	(D)	(D)	(D)	AA
7996	Amusement parks .....	—	—	—	—	—
7997	Membership sports and recreation clubs .....	6	(D)	(D)	(D)	BB
7999, 84	Amusement and recreation services, including museums, n.e.c. ....	17	2 972	747	200	101
7999 pt.	Concession operators of amusement devices and rides .....	—	—	—	—	—
7999 pt.	Carnivals, circuses, and fairs .....	—	—	—	—	—
7999 pt., 84	Other recreation and amusements, including museums .....	17	2 972	747	200	101

**Table 5. Summary Statistics for Firms Subject to Federal Income Tax for Places With 350 Establishments or More: 1992 — Con.**

[Includes only establishments with payroll. For meaning of abbreviations and symbols, see introductory text. For explanation of terms and comparability of 1987 and 1992 censuses, see appendix A. For information on geographic areas followed by ▲, see appendix F]

SIC code	Geographic area and kind of business or operation	Establishments (number)	Receipts (\$1,000)	Annual payroll (\$1,000)	First-quarter payroll (\$1,000)	Paid employees for pay period including March 12 (number)
<b>RICHMOND (IC) — Con.</b>						
<b>80</b>	<b>Health services</b> .....	<b>638</b>	<b>699 266</b>	<b>300 903</b>	<b>68 034</b>	<b>8 939</b>
801	Offices and clinics of doctors of medicine .....	349	302 747	165 642	36 371	3 042
8011 pt.	Offices of doctors of medicine .....	344	(D)	(D)	(D)	HH
8011 pt.	General medical clinics .....	5	(D)	(D)	(D)	EE
802	Offices and clinics of dentists .....	144	41 046	14 458	3 268	627
803	Offices and clinics of doctors of osteopathy .....	2	(D)	(D)	(D)	AA
804	Offices and clinics of other health practitioners .....	68	15 142	5 123	1 191	261
8041	Offices and clinics of chiropractors .....	10	1 717	214	51	20
8042	Offices and clinics of optometrists .....	23	6 204	1 780	424	104
8043	Offices and clinics of podiatrists .....	8	3 139	1 096	257	51
8049	Offices and clinics of health practitioners, n.e.c. ....	27	4 082	2 033	459	86
805	Nursing and personal care facilities .....	13	16 673	8 960	2 145	671
8051	Skilled nursing care facilities .....	6	(D)	(D)	(D)	FF
8052	Intermediate care facilities .....	2	(D)	(D)	(D)	CC
8059	Nursing and personal care facilities, n.e.c. ....	5	(D)	(D)	(D)	AA
806	Hospitals .....	6	(D)	(D)	(D)	HH
8062	General medical and surgical hospitals .....	4	(D)	(D)	(D)	HH
8063, 9	Specialty hospitals .....	2	(D)	(D)	(D)	EE
807, 8, 9	Other health services .....	56	(D)	(D)	(D)	FF
807	Medical and dental laboratories .....	18	9 076	2 719	619	125
8071	Medical laboratories .....	12	(D)	(D)	(D)	BB
8072	Dental laboratories .....	6	(D)	(D)	(D)	BB
808	Home health care services .....	17	15 492	10 275	2 263	609
809	Miscellaneous health and allied services, n.e.c. ....	21	(D)	(D)	(D)	CC
8092	Kidney dialysis centers .....	2	(D)	(D)	(D)	BB
8093	Specialty outpatient facilities, n.e.c. ....	11	6 276	2 127	434	69
8099	Health and allied services, n.e.c. ....	8	(D)	(D)	(D)	CC
<b>81</b>	<b>Legal services</b> .....	<b>265</b>	<b>317 832</b>	<b>141 063</b>	<b>36 332</b>	<b>3 387</b>
<b>823, 4, 9</b>	<b>Selected educational services</b> .....	<b>26</b>	<b>8 434</b>	<b>2 985</b>	<b>708</b>	<b>204</b>
823	Libraries .....	—	—	—	—	—
824	Vocational schools .....	9	7 047	2 569	583	145
829	Schools and educational services, n.e.c. ....	17	1 387	416	125	59
<b>83</b>	<b>Social services</b> .....	<b>91</b>	<b>29 272</b>	<b>11 213</b>	<b>2 785</b>	<b>1 161</b>
835	Child day care services .....	34	7 672	3 468	809	383
832, 3, 6, 9	Other social services .....	57	21 600	7 745	1 976	778
<b>87 ex. 8733</b>	<b>Engineering, accounting, research, management, and related services (except noncommercial research organizations)</b> .....	<b>347</b>	<b>294 839</b>	<b>138 270</b>	<b>27 738</b>	<b>4 453</b>
871	Engineering, architectural, and surveying services .....	94	61 197	26 135	6 000	827
8711	Engineering services .....	43	(D)	(D)	(D)	EE
8712	Architectural services .....	46	32 273	13 790	2 946	423
8713	Surveying services .....	5	(D)	(D)	(D)	BB
872	Accounting, auditing, and bookkeeping services .....	105	92 307	34 939	8 476	1 070
873 ex. 8733	Research, development, and testing services (except noncommercial research organizations) .....	17	7 340	3 417	753	224
8731	Commercial physical and biological research .....	3	(D)	(D)	(D)	AA
8732	Commercial economic, sociological, and educational research .....	10	4 948	2 209	515	179
8734	Testing laboratories .....	4	(D)	(D)	(D)	BB
874	Management and public relations services .....	131	133 995	73 779	12 509	2 332
8741	Management services .....	39	90 646	55 826	8 320	1 778
8742	Management consulting services .....	65	28 771	11 750	2 799	312
8743	Public relations services .....	9	(D)	(D)	(D)	AA
8744	Facilities support management services .....	1	(D)	(D)	(D)	AA
8748	Business consulting services, n.e.c. ....	17	12 363	5 482	1 266	226
<b>89</b>	<b>Services, n.e.c.</b> .....	<b>29</b>	<b>47 697</b>	<b>8 001</b>	<b>1 581</b>	<b>201</b>
<b>ROANOKE (IC)</b>						
	<b>Total</b> .....	<b>1 070</b>	<b>594 669</b>	<b>256 529</b>	<b>55 478</b>	<b>12 639</b>
<b>70 ex. 704</b>	<b>Hotels, rooming houses, camps, and other lodging places (except membership lodging)</b> .....	<b>24</b>	<b>31 671</b>	<b>9 525</b>	<b>2 130</b>	<b>824</b>
7011	Hotels and motels .....	24	31 671	9 525	2 130	824
7011 pt.	Hotels .....	6	22 583	7 267	1 651	596
7011 pt.	Motels, motor hotels, and tourist courts .....	18	9 088	2 258	479	228
702, 3	Other lodging places .....	—	—	—	—	—

**Table 5. Summary Statistics for Firms Subject to Federal Income Tax for Places With 350 Establishments or More: 1992 — Con.**

[Includes only establishments with payroll. For meaning of abbreviations and symbols, see introductory text. For explanation of terms and comparability of 1987 and 1992 censuses, see appendix A. For information on geographic areas followed by ▲, see appendix F.]

SIC code	Geographic area and kind of business or operation	Establishments (number)	Receipts (\$1,000)	Annual payroll (\$1,000)	First-quarter payroll (\$1,000)	Paid employees for pay period including March 12 (number)
<b>ROANOKE (IC)—Con.</b>						
<b>72</b>	<b>Personal services</b> -----	<b>139</b>	<b>38 236</b>	<b>16 167</b>	<b>3 830</b>	<b>1 260</b>
721	Laundry, cleaning, and garment services -----	36	18 203	7 959	1 778	533
7211	Power laundries, family and commercial* -----	—	—	—	—	—
7213	Linen supply* -----	1	(D)	(D)	(D)	BB
7215	Coin-operated laundries and drycleaning -----	7	(D)	(D)	(D)	BB
7216	Drycleaning plants, except rug cleaning* -----	20	6 587	2 988	597	230
7217	Carpet and upholstery cleaning -----	4	(D)	(D)	(D)	AA
7218	Industrial laundriers* -----	2	(D)	(D)	(D)	CC
7212, 9	Other laundry, cleaning, and garment services* -----	2	(D)	(D)	(D)	AA
722	Photographic studios, portrait -----	7	2 033	625	141	39
723, 4	Beauty and barber shops -----	69	7 377	3 509	821	339
723	Beauty shops -----	67	(D)	(D)	(D)	EE
724	Barber shops -----	2	(D)	(D)	(D)	AA
725	Shoe repair shops and shoeshine parlors -----	2	(D)	(D)	(D)	AA
726	Funeral service and crematories -----	7	(D)	(D)	(D)	CC
729	Miscellaneous personal services -----	18	(D)	(D)	(D)	CC
<b>73</b>	<b>Business services</b> -----	<b>182</b>	<b>122 054</b>	<b>46 789</b>	<b>10 743</b>	<b>3 866</b>
731	Advertising -----	18	7 726	2 691	670	109
732	Consumer credit reporting agencies, mercantile reporting agencies, and adjustment and collection agencies -----	4	(D)	(D)	(D)	BB
733	Mailing, reproduction, commercial art and photography, and stenographic services -----	12	6 823	2 337	560	87
734	Services to dwellings and other buildings -----	36	9 123	4 436	911	496
735	Miscellaneous equipment rental and leasing -----	22	34 869	4 951	1 268	223
736	Personnel supply services -----	13	17 473	12 383	2 566	1 306
737	Computer programming, data processing, and other computer related services -----	22	3 299	1 193	335	52
7371, 2, 3	Computer programming, prepackaged software, and integrated systems -----	10	(D)	(D)	(D)	BB
7374, 5, 6	Data processing services -----	6	527	281	111	24
7377, 8, 9	Computer rental and leasing, maintenance, and related services, n.e.c. -----	6	(D)	(D)	(D)	AA
738	Miscellaneous business services -----	55	(D)	(D)	(D)	GG
<b>75</b>	<b>Automotive repair, services, and parking</b> -----	<b>157</b>	<b>39 647</b>	<b>10 382</b>	<b>2 373</b>	<b>646</b>
751	Automotive rental and leasing, without drivers -----	11	8 242	1 258	257	90
752	Automobile parking -----	39	(D)	(D)	(D)	BB
753	Automotive repair shops -----	94	26 131	7 927	1 861	445
7532	Top, body, and upholstery repair shops and paint shops -----	20	7 902	2 487	573	130
7538	General automotive repair shops -----	45	9 120	2 627	628	158
7533, 4, 6, 7, 9	Other automotive repair shops -----	29	9 109	2 813	660	157
754	Automotive services, except repair -----	13	(D)	(D)	(D)	BB
<b>76</b>	<b>Miscellaneous repair services</b> -----	<b>50</b>	<b>22 493</b>	<b>7 256</b>	<b>1 647</b>	<b>333</b>
762	Electrical repair shops -----	14	7 058	2 401	533	109
7622	Radio and television repair shops -----	3	(D)	(D)	(D)	AA
7623, 9	Other electrical and electronic repair shops -----	11	(D)	(D)	(D)	CC
763	Watch, clock, and jewelry repair -----	1	(D)	(D)	(D)	AA
764	Reupholstery and furniture repair -----	6	(D)	(D)	(D)	BB
769	Miscellaneous repair and related services -----	29	(D)	(D)	(D)	CC
<b>78, 79, 84</b>	<b>Amusement and recreation services, including motion pictures and museums</b> -----	<b>45</b>	<b>18 187</b>	<b>4 518</b>	<b>1 023</b>	<b>522</b>
781, 2	Motion picture production, distribution, and services -----	1	(D)	(D)	(D)	AA
783	Motion picture theaters -----	4	(D)	(D)	(D)	BB
784	Video tape rental -----	11	(D)	(D)	(D)	BB
792	Theatrical producers (except motion picture), bands, orchestras, and entertainers -----	1	(D)	(D)	(D)	AA
793	Bowling centers -----	3	(D)	(D)	(D)	BB
79 ex. 792, 3, 84	Commercial sports and other amusement and recreation services, including museums -----	25	11 384	3 151	679	339
<b>80</b>	<b>Health services</b> -----	<b>238</b>	<b>190 506</b>	<b>105 473</b>	<b>20 819</b>	<b>3 004</b>
801	Offices and clinics of doctors of medicine -----	121	121 266	77 324	14 561	1 294
802	Offices and clinics of dentists -----	47	(D)	(D)	(D)	CC
803	Offices and clinics of doctors of osteopathy -----	—	—	—	—	—
804	Offices and clinics of other health practitioners -----	36	10 714	5 253	1 313	240
805	Nursing and personal care facilities -----	6	(D)	(D)	(D)	FF
806	Hospitals -----	1	(D)	(D)	(D)	BB
807, 8, 9	Other health services -----	27	(D)	(D)	(D)	FF
<b>81</b>	<b>Legal services</b> -----	<b>85</b>	<b>60 761</b>	<b>22 807</b>	<b>5 200</b>	<b>729</b>
<b>823, 4, 9</b>	<b>Selected educational services</b> -----	<b>6</b>	<b>(D)</b>	<b>(D)</b>	<b>(D)</b>	<b>BB</b>
<b>83</b>	<b>Social services</b> -----	<b>46</b>	<b>11 531</b>	<b>5 218</b>	<b>1 194</b>	<b>506</b>
835	Child day care services -----	22	3 600	1 656	397	187
832, 3, 6, 9	Other social services -----	24	7 931	3 562	797	319

Table 5. **Summary Statistics for Firms Subject to Federal Income Tax for Places With 350 Establishments or More: 1992** — Con.

[Includes only establishments with payroll. For meaning of abbreviations and symbols, see introductory text. For explanation of terms and comparability of 1987 and 1992 censuses, see appendix A. For information on geographic areas followed by ▲, see appendix F]

SIC code	Geographic area and kind of business or operation	Establishments (number)	Receipts (\$1,000)	Annual payroll (\$1,000)	First-quarter payroll (\$1,000)	Paid employees for pay period including March 12 (number)
<b>ROANOKE (IC)—Con.</b>						
<b>87 ex.</b> <b>8733</b>	<b>Engineering, accounting, research, management, and related services (except noncommercial research organizations) -----</b>	<b>95</b>	<b>57 270</b>	<b>27 582</b>	<b>6 334</b>	<b>904</b>
871	Engineering, architectural, and surveying services -----	28	30 881	16 402	3 718	450
872	Accounting, auditing, and bookkeeping services -----	35	12 398	5 163	1 267	213
<b>873 ex.</b> <b>8733</b>	<b>Research, development, and testing services (except noncommercial research organizations) -----</b>	<b>6</b>	<b>4 169</b>	<b>1 889</b>	<b>502</b>	<b>104</b>
874	Management and public relations services -----	26	9 822	4 128	847	137
<b>89</b>	<b>Services, n.e.c. -----</b>	<b>3</b>	<b>(D)</b>	<b>(D)</b>	<b>(D)</b>	<b>AA</b>
<b>VIRGINIA BEACH (IC)</b>						
<b>Total -----</b>		<b>2 998</b>	<b>1 523 527</b>	<b>598 712</b>	<b>134 336</b>	<b>30 833</b>
<b>70 ex.</b> <b>704</b>	<b>Hotels, rooming houses, camps, and other lodging places (except membership lodging) -----</b>	<b>128</b>	<b>127 668</b>	<b>33 888</b>	<b>6 320</b>	<b>3 025</b>
7011	Hotels and motels -----	114	123 503	32 519	6 111	2 920
7011 pt.	Hotels -----	36	77 925	21 923	4 152	1 912
7011 pt.	Hotels, 25 guestrooms or more -----	32	77 441	21 744	4 118	1 889
7011 pt.	Hotels, less than 25 guestrooms -----	4	484	179	34	23
7011 pt.	Motels, motor hotels, and tourist courts -----	78	45 578	10 596	1 959	1 008
7011 pt.	Motels, tourist courts -----	62	31 911	7 301	1 400	709
7011 pt.	Motor hotels -----	16	13 667	3 295	559	299
702, 3	Other lodging places -----	14	4 165	1 369	209	105
702	Rooming and boarding houses -----	2	(D)	(D)	(D)	AA
703	Camps and recreational vehicle parks -----	12	(D)	(D)	(D)	BB
<b>72</b>	<b>Personal services -----</b>	<b>429</b>	<b>77 597</b>	<b>29 449</b>	<b>6 983</b>	<b>2 985</b>
721	Laundry, cleaning, and garment services -----	117	24 860	9 264	2 030	825
7211	Power laundries, family and commercial* -----	4	1 029	328	57	34
7213	Linen supply* -----	2	(D)	(D)	(D)	BB
7215	Coin-operated laundries and drycleaning -----	22	2 593	560	129	80
7216	Drycleaning plants, except rug cleaning* -----	44	10 695	4 046	937	397
7217	Carpet and upholstery cleaning -----	29	5 799	2 497	516	198
7218	Industrial launderers* -----	1	(D)	(D)	(D)	AA
7212, 9	Other laundry, cleaning, and garment services* -----	15	(D)	(D)	(D)	BB
7212	Garment pressing, and agents for laundries and drycleaners -----	1	(D)	(D)	(D)	AA
7219	Laundry and garment services, n.e.c.* -----	14	(D)	(D)	(D)	BB
722	Photographic studios, portrait -----	22	3 806	829	174	72
723, 4	Beauty and barber shops -----	220	26 114	12 451	2 887	1 239
723	Beauty shops -----	210	25 106	11 913	2 761	1 203
724	Barber shops -----	10	1 008	538	126	36
725	Shoe repair shops and shoeshine parlors -----	4	239	72	19	7
726	Funeral service and crematories -----	10	6 246	1 945	438	90
729	Miscellaneous personal services -----	56	16 332	4 888	1 435	752
7291	Tax return preparation services -----	15	3 717	1 451	658	457
7299	Miscellaneous personal services, n.e.c. -----	41	12 615	3 437	777	295
<b>73</b>	<b>Business services -----</b>	<b>552</b>	<b>338 781</b>	<b>136 459</b>	<b>33 300</b>	<b>7 973</b>
731	Advertising -----	31	18 125	6 828	1 739	226
7311	Advertising agencies -----	26	17 241	6 662	1 699	214
7312	Outdoor advertising services -----	1	(D)	(D)	(D)	AA
7313	Radio, television, publishers' advertising representatives -----	2	(D)	(D)	(D)	AA
7319	Advertising, n.e.c. -----	2	(D)	(D)	(D)	AA
732	Consumer credit reporting agencies, mercantile reporting agencies, and adjustment and collection agencies -----	14	5 517	2 218	520	123
7322	Adjustment and collection services -----	14	5 517	2 218	520	123
7323	Credit reporting services -----	-	-	-	-	-
733	Mailing, reproduction, commercial art and photography, and stenographic services -----	43	12 353	3 308	722	236
7331	Direct mail advertising services -----	7	(D)	(D)	(D)	BB
7334	Photocopying and duplicating services -----	4	2 801	806	187	77
7335, 6	Commercial photography, art, and graphics -----	19	2 118	548	92	26
7335	Commercial photography -----	5	447	139	14	6
7336	Commercial art and graphic design -----	14	1 671	409	78	20
7338	Secretarial and court reporting services -----	13	(D)	(D)	(D)	BB
734	Services to dwellings and other buildings -----	137	28 408	12 530	3 067	1 505
7342	Disinfecting and pest control services -----	26	12 143	4 141	955	231
7349	Building cleaning and maintenance services, n.e.c. -----	111	16 265	8 389	2 112	1 274
735	Miscellaneous equipment rental and leasing -----	41	19 890	4 526	956	199
7352	Medical equipment rental and leasing -----	6	(D)	(D)	(D)	BB
7353	Heavy construction equipment rental and leasing -----	5	(D)	(D)	(D)	BB
7359	Equipment rental and leasing, n.e.c. -----	30	9 626	2 163	473	126
736	Personnel supply services -----	56	32 595	20 231	5 041	1 844
7361	Employment agencies -----	30	9 258	3 664	946	155
7363	Help supply services -----	26	23 337	16 567	4 095	1 689
7363 pt.	Temporary help supply -----	22	(D)	(D)	(D)	GG
7363 pt.	Help supply, except temporary -----	4	(D)	(D)	(D)	BB



**Table 5. Summary Statistics for Firms Subject to Federal Income Tax for Places With 350 Establishments or More: 1992 — Con.**

[Includes only establishments with payroll. For meaning of abbreviations and symbols, see introductory text. For explanation of terms and comparability of 1987 and 1992 censuses, see appendix A. For information on geographic areas followed by ▲, see appendix F]

SIC code	Geographic area and kind of business or operation	Establishments (number)	Receipts (\$1,000)	Annual payroll (\$1,000)	First-quarter payroll (\$1,000)	Paid employees for pay period including March 12 (number)
<b>VIRGINIA BEACH (IC) — Con.</b>						
<b>73</b>	<b>Business services—Con.</b>					
737	Computer programming, data processing, and other computer related services -----	96	179 017	69 147	17 229	2 146
7371, 2, 3	Computer programming, prepackaged software, and integrated systems -----	61	116 881	49 218	12 197	1 496
7371	Computer programming services -----	42	83 156	36 697	8 952	980
7372	Prepackaged software -----	6	643	138	22	8
7373	Computer integrated systems -----	13	33 082	12 383	3 223	508
7374, 5, 6	Data processing services -----	13	13 129	5 654	1 095	228
7374, 5	Computer processing, information retrieval -----	12	(D)	(D)	(D)	CC
7376	Computer facilities management services -----	1	(D)	(D)	(D)	AA
7377, 8, 9	Computer rental and leasing, maintenance, and related services, n.e.c. -----	22	49 007	14 275	3 937	422
7377	Computer rental and leasing -----	1	(D)	(D)	(D)	AA
7378	Computer maintenance and repair -----	6	(D)	(D)	(D)	EE
7379	Computer related services, n.e.c. -----	15	(D)	(D)	(D)	BB
738	Miscellaneous business services -----	134	42 876	17 671	4 026	1 694
7381, 2	Detective agencies and protective services -----	16	11 455	7 822	1 811	899
7381	Detective, guard, and armored car services -----	16	11 455	7 822	1 811	899
7382	Security systems services -----	—	—	—	—	—
7383	News syndicates -----	—	—	—	—	—
7384	Photofinishing laboratories* -----	14	1 682	392	85	43
7389	Business services, n.e.c. -----	104	29 739	9 457	2 130	752
7389 pt.	Sign painting shops -----	7	1 141	347	58	15
7389 pt.	Interior designing -----	17	3 049	600	149	42
7389 pt.	Telephone answering services -----	4	973	513	127	33
7389 pt.	Other business services -----	76	24 576	7 997	1 796	662
<b>75</b>	<b>Automotive repair, services, and parking -----</b>	<b>225</b>	<b>77 844</b>	<b>20 973</b>	<b>4 791</b>	<b>1 090</b>
751	Automotive rental and leasing, without drivers -----	9	(D)	(D)	(D)	BB
7513	Truck rental and leasing, without drivers -----	5	(D)	(D)	(D)	BB
7514, 5	Passenger car rental and leasing -----	3	1 371	267	67	14
7514	Passenger car rental -----	3	1 371	267	67	14
7515	Passenger car leasing -----	—	—	—	—	—
7519	Utility trailer and recreational vehicle rental -----	1	(D)	(D)	(D)	AA
752	Automobile parking -----	1	(D)	(D)	(D)	AA
753	Automotive repair shops -----	177	64 611	17 812	4 150	879
7532	Top, body, and upholstery repair shops and paint shops -----	35	12 939	3 861	895	211
7532 pt.	Top and body repair shops -----	30	11 303	3 345	795	192
7532 pt.	Paint shops -----	5	1 636	516	100	19
7538	General automotive repair shops -----	95	35 572	9 692	2 254	473
7538 pt.	General automotive repair shops, except diesel -----	91	34 120	9 246	2 150	441
7538 pt.	Diesel repair shops -----	4	1 452	446	104	32
7533, 4, 6, 7, 9	Other automotive repair shops -----	47	16 100	4 259	1 001	195
7533	Automotive exhaust system repair shops -----	13	4 239	1 124	250	50
7534	Tire retreading and repair shops -----	2	(D)	(D)	(D)	AA
7536	Automotive glass replacement shops -----	8	3 325	862	213	35
7537	Automotive transmission repair shops -----	12	3 202	1 095	249	44
7539	Automotive repair shops, n.e.c. -----	12	(D)	(D)	(D)	BB
7539 pt.	Radiator repair -----	3	348	54	22	6
7539 pt.	Brake, front end, and wheel alignment -----	3	(D)	(D)	(D)	AA
7539 pt.	Automotive electrical and fuel system services -----	5	1 425	402	93	27
7539 pt.	Other automotive repair shops, n.e.c. -----	1	(D)	(D)	(D)	AA
754	Automotive services, except repair -----	38	9 508	2 569	459	170
7542	Carwashes -----	16	2 441	897	76	45
7549	Automotive services, except repair and carwashes -----	22	7 067	1 672	383	125
<b>76</b>	<b>Miscellaneous repair services -----</b>	<b>106</b>	<b>66 745</b>	<b>24 681</b>	<b>6 420</b>	<b>978</b>
762	Electrical repair shops -----	44	18 896	9 001	2 251	404
7622	Radio and television repair shops -----	10	2 071	1 173	288	58
7623, 9	Other electrical and electronic repair shops -----	34	16 825	7 828	1 963	346
7623	Refrigeration and air-conditioning service and repair shops -----	10	4 098	1 110	275	61
7629	Electrical and electronic repair shops, n.e.c. -----	24	12 727	6 718	1 688	285
763	Watch, clock, and jewelry repair -----	—	—	—	—	—
764	Reupholstery and furniture repair -----	13	1 060	243	40	15
769	Miscellaneous repair and related services -----	49	46 789	15 437	4 129	559
7692	Welding repair -----	8	1 503	909	217	45
7694	Armature rewinding shops -----	—	—	—	—	—
7699	Repair shops and related services, n.e.c. -----	41	45 286	14 528	3 912	514
<b>78, 79, 84</b>	<b>Amusement and recreation services, including motion pictures and museums -----</b>	<b>180</b>	<b>105 035</b>	<b>23 759</b>	<b>4 406</b>	<b>1 905</b>
781, 2	Motion picture production, distribution, and services -----	11	20 741	5 664	531	95
783	Motion picture theaters -----	8	15 306	1 618	376	241
7832	Motion picture theaters, except drive-in -----	8	15 306	1 618	376	241
7833	Drive-in motion picture theaters -----	—	—	—	—	—
784	Video tape rental -----	23	10 226	1 582	453	183
792	Theatrical producers (except motion picture), bands, orchestras, and entertainers -----	28	10 555	2 191	390	257
7922	Theatrical producers (except motion picture) and miscellaneous theatrical services -----	13	1 679	632	153	31
7929	Bands, orchestras, actors, and other entertainers and entertainment groups -----	15	8 876	1 559	237	226
793	Bowling centers -----	6	6 336	2 298	497	191

**Table 5. Summary Statistics for Firms Subject to Federal Income Tax for Places With 350 Establishments or More: 1992 — Con.**

[Includes only establishments with payroll. For meaning of abbreviations and symbols, see introductory text. For explanation of terms and comparability of 1987 and 1992 censuses, see appendix A. For information on geographic areas followed by ▲, see appendix F]

SIC code	Geographic area and kind of business or operation	Establishments (number)	Receipts (\$1,000)	Annual payroll (\$1,000)	First-quarter payroll (\$1,000)	Paid employees for pay period including March 12 (number)
<b>VIRGINIA BEACH (IC) — Con.</b>						
<b>78, 79, 84</b>	<b>Amusement and recreation services, including motion pictures and museums—Con.</b>					
79 ex. 792, 3, 84	Commercial sports and other amusement and recreation services, including museums .....	104	41 871	10 406	2 159	938
794	Commercial sports .....	2	(D)	(D)	(D)	AA
7941	Professional sports clubs, managers, promoters .....	1	(D)	(D)	(D)	AA
7948	Racing, including track operation .....	1	(D)	(D)	(D)	AA
79 ex. 792, 3, 4; 84	Other amusement and recreation services, including museums .....	102	(D)	(D)	(D)	FF
791	Dance studios, schools, and halls .....	16	1 377	513	128	59
7991	Physical fitness facilities .....	10	6 691	1 250	327	148
7992	Public golf courses .....	7	3 847	1 459	229	104
7993	Coin-operated amusement devices .....	10	3 797	745	155	59
7996	Amusement parks .....	—	—	—	—	—
7997	Membership sports and recreation clubs .....	7	4 746	1 504	300	111
7999, 84	Amusement and recreation services, including museums, n.e.c. ..	52	(D)	(D)	(D)	EE
7999 pt.	Concession operators of amusement devices and rides .....	1	(D)	(D)	(D)	AA
7999 pt., 84	Carnivals, circuses, and fairs .....	—	—	—	—	—
	Other recreation and amusements, including museums .....	51	(D)	(D)	(D)	EE
<b>80</b>	<b>Health services .....</b>	<b>673</b>	<b>347 740</b>	<b>150 643</b>	<b>32 486</b>	<b>5 694</b>
801	Offices and clinics of doctors of medicine .....	320	183 042	80 124	16 097	1 956
8011 pt.	Offices of doctors of medicine .....	316	(D)	(D)	(D)	GG
8011 pt.	General medical clinics .....	4	(D)	(D)	(D)	CC
802	Offices and clinics of dentists .....	171	65 562	28 125	6 451	1 140
803	Offices and clinics of doctors of osteopathy .....	3	(D)	(D)	(D)	AA
804	Offices and clinics of other health practitioners .....	120	30 542	13 418	2 841	471
8041	Offices and clinics of chiropractors .....	37	8 844	3 730	696	122
8042	Offices and clinics of optometrists .....	31	7 764	1 960	459	102
8043	Offices and clinics of podiatrists .....	11	2 247	936	203	33
8049	Offices and clinics of health practitioners, n.e.c. .....	41	11 687	6 792	1 483	214
805	Nursing and personal care facilities .....	9	23 580	11 595	2 768	879
8051	Skilled nursing care facilities .....	7	(D)	(D)	(D)	FF
8052	Intermediate care facilities .....	2	(D)	(D)	(D)	CC
8059	Nursing and personal care facilities, n.e.c. .....	—	—	—	—	—
806	Hospitals .....	2	(D)	(D)	(D)	EE
8062	General medical and surgical hospitals .....	—	—	—	—	—
8063, 9	Specialty hospitals .....	2	(D)	(D)	(D)	EE
807, 8, 9	Other health services .....	48	(D)	(D)	(D)	FF
807	Medical and dental laboratories .....	21	4 781	1 430	285	63
8071	Medical laboratories .....	13	3 107	729	117	26
8072	Dental laboratories .....	8	1 674	701	168	37
808	Home health care services .....	6	8 993	4 417	1 183	576
809	Miscellaneous health and allied services, n.e.c. .....	21	(D)	(D)	(D)	EE
8092	Kidney dialysis centers .....	1	(D)	(D)	(D)	BB
8093	Specialty outpatient facilities, n.e.c. .....	9	3 923	2 180	489	79
8099	Health and allied services, n.e.c. .....	11	(D)	(D)	(D)	CC
<b>81</b>	<b>Legal services .....</b>	<b>180</b>	<b>74 663</b>	<b>37 728</b>	<b>7 686</b>	<b>1 058</b>
<b>823, 4, 9</b>	<b>Selected educational services .....</b>	<b>33</b>	<b>13 761</b>	<b>5 138</b>	<b>1 229</b>	<b>455</b>
823	Libraries .....	—	—	—	—	—
824	Vocational schools .....	16	(D)	(D)	(D)	EE
829	Schools and educational services, n.e.c. .....	17	(D)	(D)	(D)	BB
<b>83</b>	<b>Social services .....</b>	<b>102</b>	<b>21 442</b>	<b>9 249</b>	<b>2 100</b>	<b>993</b>
835	Child day care services .....	71	15 329	6 623	1 513	836
832, 3, 6, 9	Other social services .....	31	6 113	2 626	587	157
<b>87 ex. 8733</b>	<b>Engineering, accounting, research, management, and related services (except noncommercial research organizations) .....</b>	<b>372</b>	<b>269 401</b>	<b>125 867</b>	<b>28 443</b>	<b>4 639</b>
871	Engineering, architectural, and surveying services .....	122	163 585	75 171	16 954	2 637
8711	Engineering services .....	86	142 745	66 854	14 896	2 338
8712	Architectural services .....	25	15 344	6 120	1 420	191
8713	Surveying services .....	11	5 496	2 197	638	108
872	Accounting, auditing, and bookkeeping services .....	130	28 386	14 201	3 263	679
873 ex. 8733	Research, development, and testing services (except noncommercial research organizations) .....	13	4 850	2 471	578	84
8731	Commercial physical and biological research .....	4	(D)	(D)	(D)	BB
8732	Commercial economic, sociological, and educational research .....	5	(D)	(D)	(D)	AA
8734	Testing laboratories .....	4	1 156	375	89	14
874	Management and public relations services .....	107	72 580	34 024	7 648	1 239
8741	Management services .....	27	28 960	13 829	2 880	397
8742	Management consulting services .....	56	13 891	5 601	1 109	411
8743	Public relations services .....	3	137	47	11	2
8744	Facilities support management services .....	9	23 413	11 020	2 659	332
8748	Business consulting services, n.e.c. .....	12	6 179	3 527	989	97
<b>89</b>	<b>Services, n.e.c. ....</b>	<b>18</b>	<b>2 850</b>	<b>878</b>	<b>172</b>	<b>38</b>

**Table 5. Summary Statistics for Firms Subject to Federal Income Tax for Places With 350 Establishments or More: 1992 — Con.**

[Includes only establishments with payroll. For meaning of abbreviations and symbols, see introductory text. For explanation of terms and comparability of 1987 and 1992 censuses, see appendix A. For information on geographic areas followed by ▲, see appendix F]

SIC code	Geographic area and kind of business or operation	Establishments (number)	Receipts (\$1,000)	Annual payroll (\$1,000)	First-quarter payroll (\$1,000)	Paid employees for pay period including March 12 (number)
<b>WILLIAMSBURG (IC)</b>						
	<b>Total</b> .....	<b>430</b>	<b>380 751</b>	<b>122 458</b>	<b>23 374</b>	<b>7 770</b>
<b>70 ex. 704</b>	<b>Hotels, rooming houses, camps, and other lodging places (except membership lodging)</b> .....	<b>73</b>	<b>170 130</b>	<b>46 405</b>	<b>8 922</b>	<b>3 262</b>
7011	Hotels and motels .....	65	167 403	45 684	8 794	3 218
7011 pt.	Hotels .....	16	115 321	31 777	6 472	2 172
7011 pt.	Motels, motor hotels, and tourist courts .....	49	52 082	13 907	2 322	1 046
702, 3	Other lodging places .....	8	2 727	721	128	44
<b>72</b>	<b>Personal services</b> .....	<b>49</b>	<b>7 835</b>	<b>3 032</b>	<b>671</b>	<b>294</b>
721	Laundry, cleaning, and garment services .....	15	3 156	1 327	297	151
7211	Power laundries, family and commercial* .....	—	—	—	—	—
7213	Linen supply* .....	—	—	—	—	—
7215	Coin-operated laundries and drycleaning .....	3	(D)	(D)	(D)	BB
7216	Drycleaning plants, except rug cleaning* .....	5	2 033	1 004	217	115
7217	Carpet and upholstery cleaning .....	1	(D)	(D)	(D)	AA
7218	Industrial laundriers* .....	—	—	—	—	—
7212, 9	Other laundry, cleaning, and garment services* .....	6	545	104	24	11
722	Photographic studios, portrait .....	1	(D)	(D)	(D)	AA
723, 4	Beauty and barber shops .....	24	2 753	1 374	291	104
723	Beauty shops .....	22	(D)	(D)	(D)	BB
724	Barber shops .....	2	(D)	(D)	(D)	AA
725	Shoe repair shops and shoeshine parlors .....	2	(D)	(D)	(D)	AA
726	Funeral service and crematories .....	2	(D)	(D)	(D)	AA
729	Miscellaneous personal services .....	5	997	194	50	27
<b>73</b>	<b>Business services</b> .....	<b>60</b>	<b>25 612</b>	<b>8 849</b>	<b>1 911</b>	<b>607</b>
731	Advertising .....	4	1 048	312	62	11
732	Consumer credit reporting agencies, mercantile reporting agencies, and adjustment and collection agencies .....	—	—	—	—	—
733	Mailing, reproduction, commercial art and photography, and stenographic services .....	3	(D)	(D)	(D)	BB
734	Services to dwellings and other buildings .....	19	4 233	2 233	514	210
735	Miscellaneous equipment rental and leasing .....	2	(D)	(D)	(D)	AA
736	Personnel supply services .....	2	(D)	(D)	(D)	CC
737	Computer programming, data processing, and other computer related services .....	12	8 549	3 214	687	88
7371, 2, 3	Computer programming, prepackaged software, and integrated systems .....	9	(D)	(D)	(D)	BB
7374, 5, 6	Data processing services .....	2	(D)	(D)	(D)	AA
7377, 8, 9	Computer rental and leasing, maintenance, and related services, n.e.c. ....	1	(D)	(D)	(D)	AA
738	Miscellaneous business services .....	18	8 231	1 059	255	103
<b>75</b>	<b>Automotive repair, services, and parking</b> .....	<b>15</b>	<b>6 678</b>	<b>1 920</b>	<b>424</b>	<b>108</b>
751	Automotive rental and leasing, without drivers .....	2	(D)	(D)	(D)	AA
752	Automobile parking .....	—	—	—	—	—
753	Automotive repair shops .....	12	5 615	1 662	382	78
7532	Top, body, and upholstery repair shops and paint shops .....	2	(D)	(D)	(D)	AA
7538	General automotive repair shops .....	7	4 185	1 210	278	55
7533, 4, 6, 7, 9	Other automotive repair shops .....	3	(D)	(D)	(D)	AA
754	Automotive services, except repair .....	1	(D)	(D)	(D)	BB
<b>76</b>	<b>Miscellaneous repair services</b> .....	<b>6</b>	<b>(D)</b>	<b>(D)</b>	<b>(D)</b>	<b>AA</b>
762	Electrical repair shops .....	2	(D)	(D)	(D)	AA
7622	Radio and television repair shops .....	2	(D)	(D)	(D)	AA
7623, 9	Other electrical and electronic repair shops .....	—	—	—	—	—
763	Watch, clock, and jewelry repair .....	—	—	—	—	—
764	Reupholstery and furniture repair .....	1	(D)	(D)	(D)	AA
769	Miscellaneous repair and related services .....	3	(D)	(D)	(D)	AA
<b>78, 79, 84</b>	<b>Amusement and recreation services, including motion pictures and museums</b> .....	<b>26</b>	<b>(D)</b>	<b>(D)</b>	<b>(D)</b>	<b>GG</b>
781, 2	Motion picture production, distribution, and services .....	2	(D)	(D)	(D)	BB
783	Motion picture theaters .....	2	(D)	(D)	(D)	BB
784	Video tape rental .....	4	(D)	(D)	(D)	BB
792	Theatrical producers (except motion picture), bands, orchestras, and entertainers .....	1	(D)	(D)	(D)	AA
793	Bowling centers .....	1	(D)	(D)	(D)	AA
79 ex. 792, 3, 84	Commercial sports and other amusement and recreation services, including museums .....	16	(D)	(D)	(D)	GG
<b>80</b>	<b>Health services</b> .....	<b>112</b>	<b>47 904</b>	<b>21 562</b>	<b>4 981</b>	<b>762</b>
801	Offices and clinics of doctors of medicine .....	60	27 422	13 978	3 223	302
802	Offices and clinics of dentists .....	25	7 206	2 306	509	114
803	Offices and clinics of doctors of osteopathy .....	—	—	—	—	—
804	Offices and clinics of other health practitioners .....	17	4 401	1 446	331	70
805	Nursing and personal care facilities .....	2	(D)	(D)	(D)	CC
806	Hospitals .....	—	—	—	—	—
807, 8, 9	Other health services .....	8	(D)	(D)	(D)	BB
<b>81</b>	<b>Legal services</b> .....	<b>22</b>	<b>5 626</b>	<b>2 701</b>	<b>531</b>	<b>98</b>
<b>823, 4, 9</b>	<b>Selected educational services</b> .....	<b>2</b>	<b>(D)</b>	<b>(D)</b>	<b>(D)</b>	<b>AA</b>

**Table 5. Summary Statistics for Firms Subject to Federal Income Tax for Places With 350 Establishments or More: 1992 — Con.**

[Includes only establishments with payroll. For meaning of abbreviations and symbols, see introductory text. For explanation of terms and comparability of 1987 and 1992 censuses, see appendix A. For information on geographic areas followed by ▲, see appendix F]

SIC code	Geographic area and kind of business or operation	Establishments (number)	Receipts (\$1,000)	Annual payroll (\$1,000)	First-quarter payroll (\$1,000)	Paid employees for pay period including March 12 (number)
<b>WILLIAMSBURG (IC) — Con.</b>						
<b>83</b>	<b>Social services</b> .....	<b>8</b>	<b>(D)</b>	<b>(D)</b>	<b>(D)</b>	<b>BB</b>
835	Child day care services .....	6	1 678	772	201	86
832, 3, 6, 9	Other social services .....	2	(D)	(D)	(D)	AA
<b>87 ex. 8733</b>	<b>Engineering, accounting, research, management, and related services (except noncommercial research organizations)</b> .....	<b>54</b>	<b>37 596</b>	<b>18 859</b>	<b>3 091</b>	<b>665</b>
871	Engineering, architectural, and surveying services .....	18	16 778	8 338	1 541	174
872	Accounting, auditing, and bookkeeping services .....	15	(D)	(D)	(D)	BB
873 ex. 8733	Research, development, and testing services (except noncommercial research organizations) .....	1	(D)	(D)	(D)	AA
874	Management and public relations services .....	20	16 826	8 538	1 070	400
<b>89</b>	<b>Services, n.e.c.</b> .....	<b>3</b>	<b>(D)</b>	<b>(D)</b>	<b>(D)</b>	<b>AA</b>
<b>WINCHESTER (IC)</b>						
	<b>Total</b> .....	<b>433</b>	<b>198 280</b>	<b>84 518</b>	<b>18 199</b>	<b>3 600</b>
<b>70 ex. 704</b>	<b>Hotels, rooming houses, camps, and other lodging places (except membership lodging)</b> .....	<b>12</b>	<b>10 056</b>	<b>2 097</b>	<b>420</b>	<b>198</b>
7011	Hotels and motels .....	12	10 056	2 097	420	198
7011 pt.	Hotels .....	2	(D)	(D)	(D)	BB
7011 pt.	Motels, motor hotels, and tourist courts .....	10	(D)	(D)	(D)	CC
702, 3	Other lodging places .....	—	—	—	—	—
<b>72</b>	<b>Personal services</b> .....	<b>72</b>	<b>13 168</b>	<b>4 293</b>	<b>1 034</b>	<b>403</b>
721	Laundry, cleaning, and garment services .....	18	5 652	1 453	355	107
7211	Power laundries, family and commercial* .....	—	—	—	—	—
7213	Linen supply* .....	—	—	—	—	—
7215	Coin-operated laundries and drycleaning .....	5	(D)	(D)	(D)	AA
7216	Drycleaning plants, except rug cleaning* .....	8	1 407	598	148	55
7217	Carpet and upholstery cleaning .....	3	(D)	(D)	(D)	AA
7218	Industrial launderers* .....	1	(D)	(D)	(D)	BB
7212, 9	Other laundry, cleaning, and garment services* .....	1	(D)	(D)	(D)	AA
722	Photographic studios, portrait .....	5	740	162	42	15
723, 4	Beauty and barber shops .....	39	3 896	1 737	385	174
723	Beauty shops .....	37	(D)	(D)	(D)	CC
724	Barber shops .....	2	(D)	(D)	(D)	AA
725	Shoe repair shops and shoeshine parlors .....	2	(D)	(D)	(D)	AA
726	Funeral service and crematories .....	3	(D)	(D)	(D)	BB
729	Miscellaneous personal services .....	5	874	287	88	70
<b>73</b>	<b>Business services</b> .....	<b>38</b>	<b>13 614</b>	<b>6 635</b>	<b>1 471</b>	<b>652</b>
731	Advertising .....	4	632	301	70	16
732	Consumer credit reporting agencies, mercantile reporting agencies, and adjustment and collection agencies .....	3	(D)	(D)	(D)	BB
733	Mailing, reproduction, commercial art and photography, and stenographic services .....	4	1 094	402	125	24
734	Services to dwellings and other buildings .....	9	2 350	1 040	240	88
735	Miscellaneous equipment rental and leasing .....	2	(D)	(D)	(D)	AA
736	Personnel supply services .....	4	(D)	(D)	(D)	EE
737	Computer programming, data processing, and other computer related services .....	4	1 138	637	138	43
7371, 2, 3	Computer programming, prepackaged software, and integrated systems .....	2	(D)	(D)	(D)	AA
7374, 5, 6	Data processing services .....	1	(D)	(D)	(D)	BB
7377, 8, 9	Computer rental and leasing, maintenance, and related services, n.e.c. ....	1	(D)	(D)	(D)	AA
738	Miscellaneous business services .....	8	2 245	689	150	51
<b>75</b>	<b>Automotive repair, services, and parking</b> .....	<b>42</b>	<b>14 359</b>	<b>4 195</b>	<b>909</b>	<b>196</b>
751	Automotive rental and leasing, without drivers .....	1	(D)	(D)	(D)	AA
752	Automobile parking .....	—	—	—	—	—
753	Automotive repair shops .....	35	13 266	3 845	870	182
7532	Top, body, and upholstery repair shops and paint shops .....	4	2 079	483	102	20
7538	General automotive repair shops .....	22	5 467	1 319	325	77
7533, 4, 6, 7, 9	Other automotive repair shops .....	9	5 720	2 043	443	85
754	Automotive services, except repair .....	6	(D)	(D)	(D)	AA
<b>76</b>	<b>Miscellaneous repair services</b> .....	<b>16</b>	<b>7 647</b>	<b>2 589</b>	<b>596</b>	<b>136</b>
762	Electrical repair shops .....	5	3 385	1 284	309	66
7622	Radio and television repair shops .....	1	(D)	(D)	(D)	AA
7623, 9	Other electrical and electronic repair shops .....	4	(D)	(D)	(D)	BB
763	Watch, clock, and jewelry repair .....	—	—	—	—	—
764	Reupholstery and furniture repair .....	2	(D)	(D)	(D)	AA
769	Miscellaneous repair and related services .....	9	(D)	(D)	(D)	BB

**Table 5. Summary Statistics for Firms Subject to Federal Income Tax for Places With 350 Establishments or More: 1992 — Con.**

[Includes only establishments with payroll. For meaning of abbreviations and symbols, see introductory text. For explanation of terms and comparability of 1987 and 1992 censuses, see appendix A. For information on geographic areas followed by ▲, see appendix F]

SIC code	Geographic area and kind of business or operation	Establishments (number)	Receipts (\$1,000)	Annual payroll (\$1,000)	First-quarter payroll (\$1,000)	Paid employees for pay period including March 12 (number)
<b>WINCHESTER (IC) — Con.</b>						
<b>78, 79, 84</b>	<b>Amusement and recreation services, including motion pictures and museums</b> .....	<b>33</b>	<b>11 800</b>	<b>2 713</b>	<b>541</b>	<b>275</b>
781, 2	Motion picture production, distribution, and services .....	1	(D)	(D)	(D)	AA
783	Motion picture theaters .....	1	(D)	(D)	(D)	BB
784	Video tape rental .....	7	(D)	(D)	(D)	BB
792	Theatrical producers (except motion picture), bands, orchestras, and entertainers .....	1	(D)	(D)	(D)	AA
793	Bowling centers .....	1	(D)	(D)	(D)	BB
79 ex. 792, 3, 84	Commercial sports and other amusement and recreation services, including museums .....	22	7 745	1 710	304	166
<b>80</b>	<b>Health services</b> .....	<b>135</b>	<b>90 695</b>	<b>50 192</b>	<b>10 242</b>	<b>1 224</b>
801	Offices and clinics of doctors of medicine .....	66	65 181	39 147	7 733	648
802	Offices and clinics of dentists .....	26	9 767	3 846	780	166
803	Offices and clinics of doctors of osteopathy .....	—	—	—	—	—
804	Offices and clinics of other health practitioners .....	24	4 336	1 512	348	89
805	Nursing and personal care facilities .....	4	7 199	3 621	886	239
806	Hospitals .....	—	—	—	—	—
807, 8, 9	Other health services .....	15	4 212	2 066	495	82
<b>81</b>	<b>Legal services</b> .....	<b>31</b>	<b>10 415</b>	<b>4 970</b>	<b>1 029</b>	<b>160</b>
<b>823, 4, 9</b>	<b>Selected educational services</b> .....	<b>1</b>	<b>(D)</b>	<b>(D)</b>	<b>(D)</b>	<b>AA</b>
<b>83</b>	<b>Social services</b> .....	<b>12</b>	<b>2 858</b>	<b>1 233</b>	<b>285</b>	<b>118</b>
835	Child day care services .....	4	759	419	113	52
832, 3, 6, 9	Other social services .....	8	2 099	814	172	66
<b>87 ex. 8733</b>	<b>Engineering, accounting, research, management, and related services (except noncommercial research organizations)</b> .....	<b>38</b>	<b>22 853</b>	<b>5 416</b>	<b>1 634</b>	<b>228</b>
871	Engineering, architectural, and surveying services .....	9	3 542	1 657	453	58
872	Accounting, auditing, and bookkeeping services .....	18	6 748	2 008	743	117
873 ex. 8733	Research, development, and testing services (except noncommercial research organizations) .....	—	—	—	—	—
874	Management and public relations services .....	11	12 563	1 751	438	53
<b>89</b>	<b>Services, n.e.c.</b> .....	<b>3</b>	<b>(D)</b>	<b>(D)</b>	<b>(D)</b>	<b>AA</b>

**Table 6. Summary Statistics for Firms Subject to Federal Income Tax for Counties With 350 Establishments or More: 1992**

[Includes only establishments with payroll. For meaning of abbreviations and symbols, see introductory text. For explanation of terms and comparability of 1987 and 1992 censuses, see appendix A. For information on geographic areas followed by ▲, see appendix F]

SIC code	Geographic area and kind of business or operation	Establishments (number)	Receipts (\$1,000)	Annual payroll (\$1,000)	First-quarter payroll (\$1,000)	Paid employees for pay period including March 12 (number)
<b>ARLINGTON COUNTY</b>						
<b>Total</b> .....		<b>2 111</b>	<b>3 335 314</b>	<b>1 351 452</b>	<b>316 834</b>	<b>39 602</b>
<b>70 ex. 704</b>	<b>Hotels, rooming houses, camps, and other lodging places (except membership lodging)</b> .....	<b>37</b>	<b>(D)</b>	<b>(D)</b>	<b>(D)</b>	<b>HH</b>
7011	Hotels and motels .....	35	265 679	71 638	16 154	4 915
7011 pt.	Hotels .....	22	246 654	67 744	15 384	4 677
7011 pt.	Hotels, 25 guestrooms or more .....	21	(D)	(D)	(D)	HH
7011 pt.	Hotels, less than 25 guestrooms .....	1	(D)	(D)	(D)	AA
7011 pt.	Motels, motor hotels, and tourist courts .....	13	19 025	3 894	770	238
7011 pt.	Motels, tourist courts .....	4	3 960	764	113	43
7011 pt.	Motor hotels .....	9	15 065	3 130	657	195
702, 3	Other lodging places .....	2	(D)	(D)	(D)	AA
702	Rooming and boarding houses .....	1	(D)	(D)	(D)	AA
703	Camps and recreational vehicle parks .....	1	(D)	(D)	(D)	AA

**Table 6. Summary Statistics for Firms Subject to Federal Income Tax for Counties With 350 Establishments or More: 1992 — Con.**

[Includes only establishments with payroll. For meaning of abbreviations and symbols, see introductory text. For explanation of terms and comparability of 1987 and 1992 censuses, see appendix A. For information on geographic areas followed by ▲, see appendix F]

SIC code	Geographic area and kind of business or operation	Establishments (number)	Receipts (\$1,000)	Annual payroll (\$1,000)	First-quarter payroll (\$1,000)	Paid employees for pay period including March 12 (number)
<b>ARLINGTON COUNTY — Con.</b>						
<b>72</b>	<b>Personal services</b> .....	<b>167</b>	<b>42 585</b>	<b>16 701</b>	<b>3 954</b>	<b>1 083</b>
721	Laundry, cleaning, and garment services .....	56	20 776	8 848	2 135	555
7211	Power laundries, family and commercial* .....	4	(D)	(D)	(D)	AA
7213	Linen supply* .....	—	—	—	—	—
7215	Coin-operated laundries and drycleaning .....	7	1 709	267	63	18
7216	Drycleaning plants, except rug cleaning* .....	29	15 954	7 399	1 795	463
7217	Carpet and upholstery cleaning .....	3	1 229	576	124	30
7218	Industrial launderers* .....	—	—	—	—	—
7212, 9	Other laundry, cleaning, and garment services* .....	13	(D)	(D)	(D)	BB
7212	Garment pressing, and agents for laundries and drycleaners .....	10	1 114	400	98	20
7219	Laundry and garment services, n.e.c.* .....	3	(D)	(D)	(D)	AA
722	Photographic studios, portrait .....	5	735	157	49	20
723, 4	Beauty and barber shops .....	74	12 796	5 281	1 263	385
723	Beauty shops .....	64	11 538	4 699	1 126	360
724	Barber shops .....	10	1 258	582	137	25
725	Shoe repair shops and shoeshine parlors .....	6	556	139	25	7
726	Funeral service and crematories .....	5	4 157	1 325	264	52
729	Miscellaneous personal services .....	21	3 565	951	218	64
7291	Tax return preparation services .....	5	290	97	26	7
7299	Miscellaneous personal services, n.e.c. ....	16	3 275	854	192	57
<b>73</b>	<b>Business services</b> .....	<b>518</b>	<b>1 105 601</b>	<b>444 004</b>	<b>109 649</b>	<b>12 861</b>
731	Advertising .....	19	5 646	1 915	428	71
7311	Advertising agencies .....	14	5 334	1 878	413	67
7312	Outdoor advertising services .....	1	(D)	(D)	(D)	AA
7313	Radio, television, publishers' advertising representatives .....	2	(D)	(D)	(D)	AA
7319	Advertising, n.e.c. ....	2	(D)	(D)	(D)	AA
732	Consumer credit reporting agencies, mercantile reporting agencies, and adjustment and collection agencies .....	3	(D)	(D)	(D)	BB
7322	Adjustment and collection services .....	1	(D)	(D)	(D)	AA
7323	Credit reporting services .....	2	(D)	(D)	(D)	BB
733	Mailing, reproduction, commercial art and photography, and stenographic services .....	53	36 262	12 764	2 907	400
7331	Direct mail advertising services .....	8	5 977	2 449	503	54
7334	Photocopying and duplicating services .....	14	16 030	5 915	1 482	213
7335, 6	Commercial photography, art, and graphics .....	26	13 376	4 019	854	121
7335	Commercial photography .....	7	4 176	1 617	361	60
7336	Commercial art and graphic design .....	19	9 200	2 402	493	61
7338	Secretarial and court reporting services .....	5	879	381	68	12
734	Services to dwellings and other buildings .....	54	26 433	14 422	2 525	1 461
7342	Disinfecting and pest control services .....	2	(D)	(D)	(D)	AA
7349	Building cleaning and maintenance services, n.e.c. ....	52	(D)	(D)	(D)	GG
735	Miscellaneous equipment rental and leasing .....	16	11 227	3 069	669	115
7352	Medical equipment rental and leasing .....	1	(D)	(D)	(D)	AA
7353	Heavy construction equipment rental and leasing .....	1	(D)	(D)	(D)	AA
7359	Equipment rental and leasing, n.e.c. ....	14	(D)	(D)	(D)	CC
736	Personnel supply services .....	38	37 073	17 352	3 793	903
7361	Employment agencies .....	19	4 743	1 997	486	72
7363	Help supply services .....	19	32 330	15 355	3 307	831
7363 pt.	Temporary help supply .....	15	(D)	(D)	(D)	FF
7363 pt.	Help supply, except temporary .....	4	(D)	(D)	(D)	BB
737	Computer programming, data processing, and other computer related services .....	224	877 757	345 826	86 832	7 634
7371, 2, 3	Computer programming, prepackaged software, and integrated systems .....	137	732 567	283 391	73 216	6 126
7371	Computer programming services .....	102	534 946	211 741	57 002	4 864
7372	Prepackaged software .....	18	34 285	12 465	3 267	243
7373	Computer integrated systems .....	17	163 336	59 185	12 947	1 019
7374, 5, 6	Data processing services .....	27	40 250	16 744	3 771	507
7374, 5	Computer processing, information retrieval .....	18	19 878	7 387	1 694	215
7376	Computer facilities management services .....	9	20 372	9 357	2 077	292
7377, 8, 9	Computer rental and leasing, maintenance, and related services, n.e.c. ....	60	104 940	45 691	9 845	1 001
7377	Computer rental and leasing .....	2	(D)	(D)	(D)	AA
7378	Computer maintenance and repair .....	5	5 322	2 227	747	67
7379	Computer related services, n.e.c. ....	53	(D)	(D)	(D)	FF
738	Miscellaneous business services .....	111	(D)	(D)	(D)	GG
7381, 2	Detective agencies and protective services .....	14	48 220	26 215	7 207	1 557
7381	Detective, guard, and armored car services .....	9	25 977	18 416	5 045	1 251
7382	Security systems services .....	5	22 423	7 799	2 162	306
7383	News syndicates .....	3	(D)	(D)	(D)	CC
7384	Photofinishing laboratories* .....	5	(D)	(D)	(D)	AA
7389	Business services, n.e.c. ....	89	(D)	(D)	(D)	FF
7389 pt.	Sign painting shops .....	3	332	33	6	2
7389 pt.	Interior designing .....	7	3 115	1 430	277	53
7389 pt.	Telephone answering services .....	2	(D)	(D)	(D)	AA
7389 pt.	Other business services .....	77	(D)	(D)	(D)	FF

**Table 6. Summary Statistics for Firms Subject to Federal Income Tax for Counties With 350 Establishments or More: 1992 — Con.**

[Includes only establishments with payroll. For meaning of abbreviations and symbols, see introductory text. For explanation of terms and comparability of 1987 and 1992 censuses, see appendix A. For information on geographic areas followed by ▲, see appendix F]

SIC code	Geographic area and kind of business or operation	Establishments (number)	Receipts (\$1,000)	Annual payroll (\$1,000)	First-quarter payroll (\$1,000)	Paid employees for pay period including March 12 (number)
<b>ARLINGTON COUNTY — Con.</b>						
<b>75</b>	<b>Automotive repair, services, and parking</b> .....	<b>157</b>	<b>151 750</b>	<b>27 809</b>	<b>6 694</b>	<b>1 347</b>
751	Automotive rental and leasing, without drivers .....	12	(D)	(D)	(D)	FF
7513	Truck rental and leasing, without drivers .....	1	(D)	(D)	(D)	AA
7514, 5	Passenger car rental and leasing .....	11	90 843	13 938	3 439	615
7514	Passenger car rental .....	11	90 843	13 938	3 439	615
7515	Passenger car leasing .....	—	—	—	—	—
7519	Utility trailer and recreational vehicle rental .....	—	—	—	—	—
752	Automobile parking .....	91	33 070	4 438	1 078	404
753	Automotive repair shops .....	45	23 564	8 047	1 866	241
7532	Top, body, and upholstery repair shops and paint shops .....	9	6 020	1 909	480	55
7532 pt.	Top and body repair shops .....	8	(D)	(D)	(D)	BB
7532 pt.	Paint shops .....	1	(D)	(D)	(D)	AA
7538	General automotive repair shops .....	30	13 962	4 714	1 002	138
7538 pt.	General automotive repair shops, except diesel .....	28	(D)	(D)	(D)	CC
7538 pt.	Diesel repair shops .....	2	(D)	(D)	(D)	AA
7533, 4, 6, 7, 9	Other automotive repair shops .....	6	3 582	1 424	384	48
7533	Automotive exhaust system repair shops .....	1	(D)	(D)	(D)	AA
7534	Tire retreading and repair shops .....	—	—	—	—	—
7536	Automotive glass replacement shops .....	2	(D)	(D)	(D)	AA
7537	Automotive transmission repair shops .....	2	(D)	(D)	(D)	AA
7539	Automotive repair shops, n.e.c. .....	1	(D)	(D)	(D)	AA
7539 pt.	Radiator repair .....	—	—	—	—	—
7539 pt.	Brake, front end, and wheel alignment .....	1	(D)	(D)	(D)	AA
7539 pt.	Automotive electrical and fuel system services .....	—	—	—	—	—
7539 pt.	Other automotive repair shops, n.e.c. .....	—	—	—	—	—
754	Automotive services, except repair .....	9	(D)	(D)	(D)	BB
7542	Carwashes .....	3	(D)	(D)	(D)	BB
7549	Automotive services, except repair and carwashes .....	6	(D)	(D)	(D)	BB
<b>76</b>	<b>Miscellaneous repair services</b> .....	<b>23</b>	<b>14 948</b>	<b>5 401</b>	<b>1 304</b>	<b>144</b>
762	Electrical repair shops .....	10	12 061	3 985	972	78
7622	Radio and television repair shops .....	4	(D)	(D)	(D)	BB
7623, 9	Other electrical and electronic repair shops .....	6	(D)	(D)	(D)	BB
7623	Refrigeration and air-conditioning service and repair shops .....	2	(D)	(D)	(D)	AA
7629	Electrical and electronic repair shops, n.e.c. .....	4	(D)	(D)	(D)	BB
763	Watch, clock, and jewelry repair .....	—	—	—	—	—
764	Reupholstery and furniture repair .....	4	1 409	702	178	37
769	Miscellaneous repair and related services .....	9	1 478	714	154	29
7692	Welding repair .....	1	(D)	(D)	(D)	AA
7694	Armature rewinding shops .....	—	—	—	—	—
7699	Repair shops and related services, n.e.c. .....	8	(D)	(D)	(D)	BB
<b>78, 79, 84</b>	<b>Amusement and recreation services, including motion pictures and museums</b> .....	<b>77</b>	<b>60 093</b>	<b>18 946</b>	<b>4 834</b>	<b>965</b>
781, 2	Motion picture production, distribution, and services .....	27	25 193	8 033	2 071	223
783	Motion picture theaters .....	3	4 540	634	153	83
7832	Motion picture theaters, except drive-in .....	3	4 540	634	153	83
7833	Drive-in motion picture theaters .....	—	—	—	—	—
784	Video tape rental .....	13	4 329	941	270	121
792	Theatrical producers (except motion picture), bands, orchestras, and entertainers .....	3	(D)	(D)	(D)	AA
7922	Theatrical producers (except motion picture) and miscellaneous theatrical services .....	2	(D)	(D)	(D)	AA
7929	Bands, orchestras, actors, and other entertainers and entertainment groups .....	1	(D)	(D)	(D)	AA
793	Bowling centers .....	2	(D)	(D)	(D)	BB
79 ex. 792, 3; 84	Commercial sports and other amusement and recreation services, including museums .....	29	24 364	8 955	2 246	506
794	Commercial sports .....	1	(D)	(D)	(D)	CC
7941	Professional sports clubs, managers, promoters .....	1	(D)	(D)	(D)	CC
7948	Racing, including track operation .....	—	—	—	—	—
79 ex. 792, 3, 4; 84	Other amusement and recreation services, including museums .....	28	(D)	(D)	(D)	EE
791	Dance studios, schools, and halls .....	5	999	270	77	26
7991	Physical fitness facilities .....	6	4 747	1 422	347	197
7992	Public golf courses .....	1	(D)	(D)	(D)	AA
7993	Coin-operated amusement devices .....	4	(D)	(D)	(D)	BB
7996	Amusement parks .....	—	—	—	—	—
7997	Membership sports and recreation clubs .....	4	(D)	(D)	(D)	BB
7999, 84	Amusement and recreation services, including museums, n.e.c. .....	8	1 750	661	118	32
7999 pt.	Concession operators of amusement devices and rides .....	1	(D)	(D)	(D)	AA
7999 pt.	Carnivals, circuses, and fairs .....	—	—	—	—	—
7999 pt., 84	Other recreation and amusements, including museums .....	7	(D)	(D)	(D)	BB

**Table 6. Summary Statistics for Firms Subject to Federal Income Tax for Counties With 350 Establishments or More: 1992 — Con.**

[Includes only establishments with payroll. For meaning of abbreviations and symbols, see introductory text. For explanation of terms and comparability of 1987 and 1992 censuses, see appendix A. For information on geographic areas followed by ▲, see appendix F]

SIC code	Geographic area and kind of business or operation	Establishments (number)	Receipts (\$1,000)	Annual payroll (\$1,000)	First-quarter payroll (\$1,000)	Paid employees for pay period including March 12 (number)
<b>ARLINGTON COUNTY — Con.</b>						
<b>80</b>	<b>Health services</b> .....	<b>291</b>	<b>225 341</b>	<b>97 357</b>	<b>20 541</b>	<b>2 745</b>
801	Offices and clinics of doctors of medicine .....	164	99 420	53 321	10 347	864
8011 pt.	Offices of doctors of medicine .....	163	(D)	(D)	(D)	FF
8011 pt.	General medical clinics .....	1	(D)	(D)	(D)	AA
802	Offices and clinics of dentists .....	65	21 407	8 767	1 992	262
803	Offices and clinics of doctors of osteopathy .....	5	(D)	(D)	(D)	BB
804	Offices and clinics of other health practitioners .....	32	8 164	2 980	632	104
8041	Offices and clinics of chiropractors .....	5	1 026	544	100	19
8042	Offices and clinics of optometrists .....	7	3 219	1 180	249	36
8043	Offices and clinics of podiatrists .....	6	960	211	56	15
8049	Offices and clinics of health practitioners, n.e.c. ....	14	2 959	1 045	227	34
805	Nursing and personal care facilities .....	4	26 527	12 430	2 940	709
8051	Skilled nursing care facilities .....	3	(D)	(D)	(D)	FF
8052	Intermediate care facilities .....	—	—	—	—	—
8059	Nursing and personal care facilities, n.e.c. ....	1	(D)	(D)	(D)	BB
806	Hospitals .....	1	(D)	(D)	(D)	FF
8062	General medical and surgical hospitals .....	1	(D)	(D)	(D)	FF
8063, 9	Specialty hospitals .....	—	—	—	—	—
807, 8, 9	Other health services .....	20	(D)	(D)	(D)	CC
807	Medical and dental laboratories .....	9	3 855	879	212	54
8071	Medical laboratories .....	5	(D)	(D)	(D)	BB
8072	Dental laboratories .....	4	(D)	(D)	(D)	BB
808	Home health care services .....	—	—	—	—	—
809	Miscellaneous health and allied services, n.e.c. ....	11	(D)	(D)	(D)	CC
8092	Kidney dialysis centers .....	2	(D)	(D)	(D)	AA
8093	Specialty outpatient facilities, n.e.c. ....	4	2 326	969	224	35
8099	Health and allied services, n.e.c. ....	5	(D)	(D)	(D)	BB
<b>81</b>	<b>Legal services</b> .....	<b>173</b>	<b>144 535</b>	<b>62 855</b>	<b>12 493</b>	<b>1 101</b>
<b>823, 4, 9</b>	<b>Selected educational services</b> .....	<b>19</b>	<b>15 666</b>	<b>7 392</b>	<b>1 491</b>	<b>279</b>
823	Libraries .....	—	—	—	—	—
824	Vocational schools .....	10	9 351	3 360	756	96
829	Schools and educational services, n.e.c. ....	9	6 315	4 032	735	183
<b>83</b>	<b>Social services</b> .....	<b>30</b>	<b>6 364</b>	<b>2 988</b>	<b>707</b>	<b>230</b>
835	Child day care services .....	19	3 993	2 231	538	174
832, 3, 6, 9	Other social services .....	11	2 371	757	169	56
<b>87 ex. 8733</b>	<b>Engineering, accounting, research, management, and related services (except noncommercial research organizations)</b> .....	<b>580</b>	<b>1 230 491</b>	<b>568 707</b>	<b>132 943</b>	<b>13 382</b>
871	Engineering, architectural, and surveying services .....	195	607 347	276 784	66 547	6 593
8711	Engineering services .....	176	592 867	270 725	65 112	6 440
8712	Architectural services .....	15	13 890	5 732	1 357	141
8713	Surveying services .....	4	590	327	78	12
872	Accounting, auditing, and bookkeeping services .....	41	5 010	2 085	441	101
873 ex. 8733	Research, development, and testing services (except noncommercial research organizations) .....	49	102 556	34 516	7 833	707
8731	Commercial physical and biological research .....	29	91 162	30 325	6 914	603
8732	Commercial economic, sociological, and educational research .....	19	(D)	(D)	(D)	CC
8734	Testing laboratories .....	1	(D)	(D)	(D)	AA
874	Management and public relations services .....	295	515 578	255 322	58 122	5 981
8741	Management services .....	42	48 346	27 781	6 540	735
8742	Management consulting services .....	180	376 130	183 640	41 756	4 256
8743	Public relations services .....	14	10 503	5 353	1 161	68
8744	Facilities support management services .....	9	16 056	7 336	1 788	197
8748	Business consulting services, n.e.c. ....	50	64 543	31 212	6 877	725
<b>89</b>	<b>Services, n.e.c.</b> .....	<b>39</b>	<b>(D)</b>	<b>(D)</b>	<b>(D)</b>	<b>FF</b>
<b>CHESTERFIELD COUNTY</b>						
	<b>Total</b> .....	<b>1 244</b>	<b>582 989</b>	<b>225 601</b>	<b>49 795</b>	<b>11 782</b>
<b>70 ex. 704</b>	<b>Hotels, rooming houses, camps, and other lodging places (except membership lodging)</b> .....	<b>23</b>	<b>(D)</b>	<b>(D)</b>	<b>(D)</b>	<b>FF</b>
7011	Hotels and motels .....	22	22 511	5 813	1 326	569
7011 pt.	Hotels .....	5	12 416	3 371	762	299
7011 pt.	Motels, motor hotels, and tourist courts .....	17	10 095	2 442	564	270
702, 3	Other lodging places .....	1	(D)	(D)	(D)	AA















**Table 6. Summary Statistics for Firms Subject to Federal Income Tax for Counties With 350 Establishments or More: 1992 — Con.**

[Includes only establishments with payroll. For meaning of abbreviations and symbols, see introductory text. For explanation of terms and comparability of 1987 and 1992 censuses, see appendix A. For information on geographic areas followed by ▲, see appendix F]

SIC code	Geographic area and kind of business or operation	Establishments (number)	Receipts (\$1,000)	Annual payroll (\$1,000)	First-quarter payroll (\$1,000)	Paid employees for pay period including March 12 (number)
<b>HENRICO COUNTY — Con.</b>						
<b>78, 79, 84</b>	<b>Amusement and recreation services, including motion pictures and museums</b>	<b>82</b>	<b>52 971</b>	<b>8 399</b>	<b>2 103</b>	<b>829</b>
781, 2	Motion picture production, distribution, and services	7	(D)	(D)	(D)	BB
783	Motion picture theaters	4	(D)	(D)	(D)	BB
784	Video tape rental	23	6 866	1 246	332	156
792	Theatrical producers (except motion picture), bands, orchestras, and entertainers	4	(D)	(D)	(D)	BB
793	Bowling centers	3	(D)	(D)	(D)	BB
79 ex. 792, 3; 84	Commercial sports and other amusement and recreation services, including museums	41	11 396	4 278	1 074	392
<b>80</b>	<b>Health services</b>	<b>399</b>	<b>493 127</b>	<b>202 442</b>	<b>43 609</b>	<b>6 755</b>
801	Offices and clinics of doctors of medicine	187	172 301	96 552	19 519	1 695
802	Offices and clinics of dentists	100	32 427	13 031	2 697	483
803	Offices and clinics of doctors of osteopathy	2	(D)	(D)	(D)	AA
804	Offices and clinics of other health practitioners	60	14 540	5 237	1 180	203
805	Nursing and personal care facilities	9	38 568	17 093	4 180	1 332
806	Hospitals	2	(D)	(D)	(D)	GG
807, 8, 9	Other health services	39	(D)	(D)	(D)	GG
<b>81</b>	<b>Legal services</b>	<b>92</b>	<b>30 390</b>	<b>12 175</b>	<b>2 869</b>	<b>377</b>
<b>823, 4, 9</b>	<b>Selected educational services</b>	<b>17</b>	<b>(D)</b>	<b>(D)</b>	<b>(D)</b>	<b>BB</b>
<b>83</b>	<b>Social services</b>	<b>54</b>	<b>17 239</b>	<b>7 522</b>	<b>1 737</b>	<b>621</b>
835	Child day care services	34	8 456	3 451	814	423
832, 3, 6, 9	Other social services	20	8 783	4 071	923	198
<b>87 ex. 8733</b>	<b>Engineering, accounting, research, management, and related services (except noncommercial research organizations)</b>	<b>217</b>	<b>100 317</b>	<b>47 734</b>	<b>10 694</b>	<b>1 662</b>
871	Engineering, architectural, and surveying services	65	44 170	22 753	4 829	689
872	Accounting, auditing, and bookkeeping services	73	25 778	12 554	2 964	558
873 ex. 8733	Research, development, and testing services (except noncommercial research organizations)	10	14 948	5 348	1 456	210
874	Management and public relations services	69	15 421	7 079	1 445	205
<b>89</b>	<b>Services, n.e.c.</b>	<b>10</b>	<b>(D)</b>	<b>(D)</b>	<b>(D)</b>	<b>BB</b>
<b>LOUDOUN COUNTY</b>						
	<b>Total</b>	<b>864</b>	<b>535 110</b>	<b>226 469</b>	<b>55 098</b>	<b>8 224</b>
<b>70 ex. 704</b>	<b>Hotels, rooming houses, camps, and other lodging places (except membership lodging)</b>	<b>10</b>	<b>21 389</b>	<b>6 862</b>	<b>1 426</b>	<b>474</b>
7011	Hotels and motels	9	(D)	(D)	(D)	EE
7011 pt.	Hotels	7	(D)	(D)	(D)	EE
7011 pt.	Motels, motor hotels, and tourist courts	2	(D)	(D)	(D)	BB
702, 3	Other lodging places	1	(D)	(D)	(D)	AA
<b>72</b>	<b>Personal services</b>	<b>70</b>	<b>11 431</b>	<b>4 824</b>	<b>1 091</b>	<b>413</b>
721	Laundry, cleaning, and garment services	20	3 588	1 290	283	133
7211	Power laundries, family and commercial*	-	-	-	-	-
7213	Linen supply*	-	-	-	-	-
7215	Coin-operated laundries and drycleaning	2	(D)	(D)	(D)	AA
7216	Drycleaning plants, except rug cleaning*	11	1 951	634	137	54
7217	Carpet and upholstery cleaning	5	1 046	512	108	64
7218	Industrial laundriers*	-	-	-	-	-
7212, 9	Other laundry, cleaning, and garment services*	2	(D)	(D)	(D)	AA
722	Photographic studios, portrait	1	(D)	(D)	(D)	AA
723, 4	Beauty and barber shops	39	5 802	3 063	701	240
723	Beauty shops	39	5 802	3 063	701	240
724	Barber shops	-	-	-	-	-
725	Shoe repair shops and shoeshine parlors	-	-	-	-	-
726	Funeral service and crematories	6	1 628	408	92	27
729	Miscellaneous personal services	4	(D)	(D)	(D)	AA
<b>73</b>	<b>Business services</b>	<b>198</b>	<b>168 768</b>	<b>58 610</b>	<b>13 742</b>	<b>2 496</b>
731	Advertising	10	1 831	981	233	28
732	Consumer credit reporting agencies, mercantile reporting agencies, and adjustment and collection agencies	2	(D)	(D)	(D)	AA
733	Mailing, reproduction, commercial art and photography, and stenographic services	16	4 369	1 367	323	69
734	Services to dwellings and other buildings	43	50 932	20 357	4 703	1 185
735	Miscellaneous equipment rental and leasing	15	15 903	3 542	773	133
736	Personnel supply services	11	10 742	8 311	1 835	243
737	Computer programming, data processing, and other computer related services	60	66 864	16 622	3 974	435
7371, 2, 3	Computer programming, prepackaged software, and integrated systems	35	53 600	6 657	1 744	175
7374, 5, 6	Data processing services	9	1 437	567	88	14
7377, 8, 9	Computer rental and leasing, maintenance, and related services, n.e.c.	16	11 827	9 398	2 142	246
738	Miscellaneous business services	41	(D)	(D)	(D)	EE

**Table 6. Summary Statistics for Firms Subject to Federal Income Tax for Counties With 350 Establishments or More: 1992 — Con.**

[Includes only establishments with payroll. For meaning of abbreviations and symbols, see introductory text. For explanation of terms and comparability of 1987 and 1992 censuses, see appendix A. For information on geographic areas followed by ▲, see appendix F]

SIC code	Geographic area and kind of business or operation	Establishments (number)	Receipts (\$1,000)	Annual payroll (\$1,000)	First-quarter payroll (\$1,000)	Paid employees for pay period including March 12 (number)
<b>LOUDOUN COUNTY—Con.</b>						
<b>75</b>	<b>Automotive repair, services, and parking .....</b>	<b>77</b>	<b>53 023</b>	<b>12 240</b>	<b>2 831</b>	<b>540</b>
751	Automotive rental and leasing, without drivers .....	6	23 692	3 213	785	186
752	Automobile parking .....	—	—	—	—	—
753	Automotive repair shops .....	61	27 224	8 173	1 899	293
7532	Top, body, and upholstery repair shops and paint shops .....	14	8 859	3 197	715	90
7538	General automotive repair shops .....	37	13 915	3 689	838	152
7533, 4, 6, 7, 9	Other automotive repair shops .....	10	4 450	1 287	346	51
754	Automotive services, except repair .....	10	2 107	854	147	61
<b>76</b>	<b>Miscellaneous repair services .....</b>	<b>30</b>	<b>24 235</b>	<b>5 551</b>	<b>1 297</b>	<b>235</b>
762	Electrical repair shops .....	12	20 262	4 319	998	164
7622	Radio and television repair shops .....	5	660	190	60	13
7623, 9	Other electrical and electronic repair shops .....	7	19 602	4 129	938	151
763	Watch, clock, and jewelry repair .....	—	—	—	—	—
764	Reupholstery and furniture repair .....	2	(D)	(D)	(D)	AA
769	Miscellaneous repair and related services .....	16	(D)	(D)	(D)	BB
<b>78, 79, 84</b>	<b>Amusement and recreation services, including motion pictures and museums .....</b>	<b>47</b>	<b>35 599</b>	<b>45 823</b>	<b>13 943</b>	<b>907</b>
781, 2	Motion picture production, distribution, and services .....	2	(D)	(D)	(D)	AA
783	Motion picture theaters .....	2	(D)	(D)	(D)	AA
784	Video tape rental .....	9	3 422	629	161	78
792	Theatrical producers (except motion picture), bands, orchestras, and entertainers .....	2	(D)	(D)	(D)	AA
793	Bowling centers .....	1	(D)	(D)	(D)	BB
79 ex. 792, 3; 84	Commercial sports and other amusement and recreation services, including museums .....	31	30 202	44 651	13 671	782
<b>80</b>	<b>Health services .....</b>	<b>156</b>	<b>75 399</b>	<b>27 653</b>	<b>6 485</b>	<b>1 000</b>
801	Offices and clinics of doctors of medicine .....	70	32 771	12 194	2 750	311
802	Offices and clinics of dentists .....	42	14 668	4 989	1 067	197
803	Offices and clinics of doctors of osteopathy .....	2	(D)	(D)	(D)	AA
804	Offices and clinics of other health practitioners .....	24	6 602	2 015	432	95
805	Nursing and personal care facilities .....	2	(D)	(D)	(D)	CC
806	Hospitals .....	1	(D)	(D)	(D)	CC
807, 8, 9	Other health services .....	15	(D)	(D)	(D)	BB
<b>81</b>	<b>Legal services .....</b>	<b>60</b>	<b>18 575</b>	<b>8 018</b>	<b>1 882</b>	<b>204</b>
<b>823, 4, 9</b>	<b>Selected educational services .....</b>	<b>14</b>	<b>5 630</b>	<b>3 069</b>	<b>632</b>	<b>124</b>
<b>83</b>	<b>Social services .....</b>	<b>19</b>	<b>6 813</b>	<b>2 830</b>	<b>840</b>	<b>321</b>
835	Child day care services .....	13	4 495	1 849	433	195
832, 3, 6, 9	Other social services .....	6	2 318	981	407	126
<b>87 ex. 8733</b>	<b>Engineering, accounting, research, management, and related services (except noncommercial research organizations) .....</b>	<b>167</b>	<b>106 742</b>	<b>47 728</b>	<b>10 226</b>	<b>1 428</b>
871	Engineering, architectural, and surveying services .....	64	57 506	26 476	5 405	809
872	Accounting, auditing, and bookkeeping services .....	38	10 781	5 134	1 179	219
873 ex. 8733	Research, development, and testing services (except noncommercial research organizations) .....	8	13 499	5 772	1 501	141
874	Management and public relations services .....	57	24 956	10 346	2 141	259
<b>89</b>	<b>Services, n.e.c. ....</b>	<b>16</b>	<b>7 506</b>	<b>3 261</b>	<b>703</b>	<b>82</b>
<b>MONTGOMERY COUNTY</b>						
	<b>Total .....</b>	<b>396</b>	<b>155 714</b>	<b>59 016</b>	<b>12 977</b>	<b>3 467</b>
<b>70 ex. 704</b>	<b>Hotels, rooming houses, camps, and other lodging places (except membership lodging) .....</b>	<b>15</b>	<b>12 392</b>	<b>3 416</b>	<b>699</b>	<b>377</b>
7011	Hotels and motels .....	13	(D)	(D)	(D)	EE
7011 pt.	Hotels .....	2	(D)	(D)	(D)	CC
7011 pt.	Motels, motor hotels, and tourist courts .....	11	(D)	(D)	(D)	CC
702, 3	Other lodging places .....	2	(D)	(D)	(D)	AA
<b>72</b>	<b>Personal services .....</b>	<b>61</b>	<b>8 544</b>	<b>3 275</b>	<b>779</b>	<b>325</b>
721	Laundry, cleaning, and garment services .....	10	1 056	363	77	33
7211	Power laundries, family and commercial* .....	—	—	—	—	—
7213	Linen supply* .....	—	—	—	—	—
7215	Coin-operated laundries and drycleaning .....	2	(D)	(D)	(D)	AA
7216	Drycleaning plants, except rug cleaning* .....	6	806	275	65	25
7217	Carpet and upholstery cleaning .....	2	(D)	(D)	(D)	AA
7218	Industrial laundriers* .....	—	—	—	—	—
7212, 9	Other laundry, cleaning, and garment services* .....	—	—	—	—	—
722	Photographic studios, portrait .....	5	1 178	243	56	26
723, 4	Beauty and barber shops .....	33	3 797	1 958	465	195
723	Beauty shops .....	31	(D)	(D)	(D)	CC
724	Barber shops .....	2	(D)	(D)	(D)	AA
725	Shoe repair shops and shoeshine parlors .....	2	(D)	(D)	(D)	AA
726	Funeral service and crematories .....	3	(D)	(D)	(D)	BB
729	Miscellaneous personal services .....	8	643	179	59	39



**Table 6. Summary Statistics for Firms Subject to Federal Income Tax for Counties With 350 Establishments or More: 1992 — Con.**

[Includes only establishments with payroll. For meaning of abbreviations and symbols, see introductory text. For explanation of terms and comparability of 1987 and 1992 censuses, see appendix A. For information on geographic areas followed by ▲, see appendix F]

SIC code	Geographic area and kind of business or operation	Establishments (number)	Receipts (\$1,000)	Annual payroll (\$1,000)	First-quarter payroll (\$1,000)	Paid employees for pay period including March 12 (number)
<b>MONTGOMERY COUNTY — Con.</b>						
<b>73</b>	<b>Business services .....</b>	<b>41</b>	<b>14 001</b>	<b>5 420</b>	<b>1 275</b>	<b>400</b>
731	Advertising .....	1	(D)	(D)	(D)	BB
732	Consumer credit reporting agencies, mercantile reporting agencies, and adjustment and collection agencies .....	1	(D)	(D)	(D)	BB
733	Mailing, reproduction, commercial art and photography, and stenographic services .....	5	1 385	402	98	46
734	Services to dwellings and other buildings .....	12	743	215	44	20
735	Miscellaneous equipment rental and leasing .....	5	1 556	350	89	30
736	Personnel supply services .....	6	1 685	1 100	273	139
737	Computer programming, data processing, and other computer related services .....	6	(D)	(D)	(D)	BB
7371, 2, 3	Computer programming, prepackaged software, and integrated systems .....	6	(D)	(D)	(D)	BB
7374, 5, 6	Data processing services .....	—	—	—	—	—
7377, 8, 9	Computer rental and leasing, maintenance, and related services, n.e.c. ....	—	—	—	—	—
738	Miscellaneous business services .....	5	850	200	37	11
<b>75</b>	<b>Automotive repair, services, and parking .....</b>	<b>48</b>	<b>9 075</b>	<b>2 289</b>	<b>548</b>	<b>160</b>
751	Automotive rental and leasing, without drivers .....	2	(D)	(D)	(D)	AA
752	Automobile parking .....	1	(D)	(D)	(D)	AA
753	Automotive repair shops .....	37	7 466	1 876	451	122
7532	Top, body, and upholstery repair shops and paint shops .....	7	1 674	346	78	25
7538	General automotive repair shops .....	24	4 241	1 096	270	74
7533, 4, 6, 7, 9	Other automotive repair shops .....	6	1 551	434	103	23
754	Automotive services, except repair .....	8	1 154	288	66	30
<b>76</b>	<b>Miscellaneous repair services .....</b>	<b>18</b>	<b>3 086</b>	<b>1 056</b>	<b>268</b>	<b>54</b>
762	Electrical repair shops .....	9	2 312	873	216	37
7622	Radio and television repair shops .....	4	446	71	21	7
7623, 9	Other electrical and electronic repair shops .....	5	1 866	802	195	30
763	Watch, clock, and jewelry repair .....	—	—	—	—	—
764	Reupholstery and furniture repair .....	1	(D)	(D)	(D)	AA
769	Miscellaneous repair and related services .....	8	(D)	(D)	(D)	AA
<b>78, 79, 84</b>	<b>Amusement and recreation services, including motion pictures and museums .....</b>	<b>19</b>	<b>6 049</b>	<b>1 249</b>	<b>286</b>	<b>149</b>
781, 2	Motion picture production, distribution, and services .....	—	—	—	—	—
783	Motion picture theaters .....	3	(D)	(D)	(D)	BB
784	Video tape rental .....	4	1 486	280	70	34
792	Theatrical producers (except motion picture), bands, orchestras, and entertainers .....	1	(D)	(D)	(D)	AA
793	Bowling centers .....	1	(D)	(D)	(D)	BB
79 ex. 792, 3, 84	Commercial sports and other amusement and recreation services, including museums .....	10	1 968	586	121	56
<b>80</b>	<b>Health services .....</b>	<b>80</b>	<b>67 519</b>	<b>25 850</b>	<b>5 576</b>	<b>1 210</b>
801	Offices and clinics of doctors of medicine .....	37	17 708	8 936	1 768	216
802	Offices and clinics of dentists .....	24	8 101	3 773	628	138
803	Offices and clinics of doctors of osteopathy .....	—	—	—	—	—
804	Offices and clinics of other health practitioners .....	16	(D)	(D)	(D)	BB
805	Nursing and personal care facilities .....	2	(D)	(D)	(D)	EE
806	Hospitals .....	1	(D)	(D)	(D)	FF
807, 8, 9	Other health services .....	—	—	—	—	—
<b>81</b>	<b>Legal services .....</b>	<b>32</b>	<b>4 500</b>	<b>1 623</b>	<b>353</b>	<b>87</b>
<b>823, 4, 9</b>	<b>Selected educational services .....</b>	<b>3</b>	<b>(D)</b>	<b>(D)</b>	<b>(D)</b>	<b>AA</b>
<b>83</b>	<b>Social services .....</b>	<b>11</b>	<b>3 091</b>	<b>1 396</b>	<b>322</b>	<b>190</b>
835	Child day care services .....	7	(D)	(D)	(D)	CC
832, 3, 6, 9	Other social services .....	4	(D)	(D)	(D)	BB
<b>87 ex. 8733</b>	<b>Engineering, accounting, research, management, and related services (except noncommercial research organizations) .....</b>	<b>60</b>	<b>23 685</b>	<b>11 521</b>	<b>2 484</b>	<b>462</b>
871	Engineering, architectural, and surveying services .....	24	16 344	8 315	1 792	292
872	Accounting, auditing, and bookkeeping services .....	15	2 602	1 155	285	65
873 ex. 8733	Research, development, and testing services (except noncommercial research organizations) .....	8	2 912	1 047	180	40
874	Management and public relations services .....	13	1 827	1 004	227	65
<b>89</b>	<b>Services, n.e.c. ....</b>	<b>8</b>	<b>(D)</b>	<b>(D)</b>	<b>(D)</b>	<b>BB</b>

**Table 6. Summary Statistics for Firms Subject to Federal Income Tax for Counties With 350 Establishments or More: 1992 — Con.**

[Includes only establishments with payroll. For meaning of abbreviations and symbols, see introductory text. For explanation of terms and comparability of 1987 and 1992 censuses, see appendix A. For information on geographic areas followed by ▲, see appendix F]

SIC code	Geographic area and kind of business or operation	Establishments (number)	Receipts (\$1,000)	Annual payroll (\$1,000)	First-quarter payroll (\$1,000)	Paid employees for pay period including March 12 (number)
<b>PRINCE WILLIAM COUNTY</b>						
	<b>Total</b> .....	<b>1 120</b>	<b>456 888</b>	<b>194 346</b>	<b>43 769</b>	<b>10 205</b>
<b>70 ex. 704</b>	<b>Hotels, rooming houses, camps, and other lodging places (except membership lodging)</b> .....	<b>15</b>	<b>12 233</b>	<b>2 961</b>	<b>699</b>	<b>300</b>
7011	Hotels and motels .....	14	(D)	(D)	(D)	EE
7011 pt.	Hotels .....	1	(D)	(D)	(D)	BB
7011 pt.	Motels, motor hotels, and tourist courts .....	13	(D)	(D)	(D)	EE
702, 3	Other lodging places .....	1	(D)	(D)	(D)	AA
<b>72</b>	<b>Personal services</b> .....	<b>122</b>	<b>28 008</b>	<b>12 074</b>	<b>2 940</b>	<b>1 091</b>
721	Laundry, cleaning, and garment services .....	36	9 154	3 185	800	209
7211	Power laundries, family and commercial* .....	2	(D)	(D)	(D)	AA
7213	Linen supply* .....	—	—	—	—	—
7215	Coin-operated laundries and drycleaning .....	5	(D)	(D)	(D)	BB
7216	Drycleaning plants, except rug cleaning* .....	18	3 134	754	173	72
7217	Carpet and upholstery cleaning .....	4	989	429	112	16
7218	Industrial laundriers* .....	—	—	—	—	—
7212, 9	Other laundry, cleaning, and garment services* .....	7	1 991	928	243	48
722	Photographic studios, portrait .....	7	1 864	498	113	49
723, 4	Beauty and barber shops .....	61	12 080	6 615	1 487	544
723	Beauty shops .....	57	10 985	5 995	1 389	525
724	Barber shops .....	4	1 095	620	98	19
725	Shoe repair shops and shoeshine parlors .....	—	—	—	—	—
726	Funeral service and crematories .....	1	(D)	(D)	(D)	AA
729	Miscellaneous personal services .....	17	(D)	(D)	(D)	EE
<b>73</b>	<b>Business services</b> .....	<b>237</b>	<b>108 336</b>	<b>52 926</b>	<b>12 336</b>	<b>3 786</b>
731	Advertising .....	5	552	145	25	10
732	Consumer credit reporting agencies, mercantile reporting agencies, and adjustment and collection agencies .....	2	(D)	(D)	(D)	BB
733	Mailing, reproduction, commercial art and photography, and stenographic services .....	25	7 159	2 286	450	138
734	Services to dwellings and other buildings .....	81	14 032	6 971	1 652	592
735	Miscellaneous equipment rental and leasing .....	16	11 118	3 523	805	145
736	Personnel supply services .....	11	(D)	(D)	(D)	GG
737	Computer programming, data processing, and other computer related services .....	53	33 856	14 020	3 380	385
7371, 2, 3	Computer programming, prepackaged software, and integrated systems .....	30	23 250	9 196	2 252	248
7374, 5, 6	Data processing services .....	4	(D)	(D)	(D)	AA
7377, 8, 9	Computer rental and leasing, maintenance, and related services, n.e.c. ....	19	(D)	(D)	(D)	CC
738	Miscellaneous business services .....	44	(D)	(D)	(D)	FF
<b>75</b>	<b>Automotive repair, services, and parking</b> .....	<b>129</b>	<b>54 282</b>	<b>15 532</b>	<b>3 713</b>	<b>636</b>
751	Automotive rental and leasing, without drivers .....	5	3 935	442	101	24
752	Automobile parking .....	—	—	—	—	—
753	Automotive repair shops .....	110	46 022	13 821	3 347	537
7532	Top, body, and upholstery repair shops and paint shops .....	27	16 109	5 443	1 268	173
7538	General automotive repair shops .....	63	22 014	5 733	1 441	266
7533, 4, 6, 7, 9	Other automotive repair shops .....	20	7 899	2 645	638	98
754	Automotive services, except repair .....	14	4 325	1 269	265	75
<b>76</b>	<b>Miscellaneous repair services</b> .....	<b>64</b>	<b>15 281</b>	<b>5 353</b>	<b>1 205</b>	<b>230</b>
762	Electrical repair shops .....	24	6 725	2 554	591	118
7622	Radio and television repair shops .....	9	2 218	1 041	233	46
7623, 9	Other electrical and electronic repair shops .....	15	4 507	1 513	358	72
763	Watch, clock, and jewelry repair .....	—	—	—	—	—
764	Reupholstery and furniture repair .....	6	648	238	48	10
769	Miscellaneous repair and related services .....	34	7 908	2 561	566	102
<b>78, 79, 84</b>	<b>Amusement and recreation services, including motion pictures and museums</b> .....	<b>68</b>	<b>26 592</b>	<b>5 850</b>	<b>1 316</b>	<b>710</b>
781, 2	Motion picture production, distribution, and services .....	1	(D)	(D)	(D)	AA
783	Motion picture theaters .....	4	(D)	(D)	(D)	BB
784	Video tape rental .....	19	3 273	686	202	98
792	Theatrical producers (except motion picture), bands, orchestras, and entertainers .....	1	(D)	(D)	(D)	AA
793	Bowling centers .....	2	(D)	(D)	(D)	BB
79 ex. 792, 3, 84	Commercial sports and other amusement and recreation services, including museums .....	41	13 177	3 750	755	426
<b>80</b>	<b>Health services</b> .....	<b>229</b>	<b>115 865</b>	<b>54 600</b>	<b>11 479</b>	<b>1 452</b>
801	Offices and clinics of doctors of medicine .....	110	68 584	35 327	7 243	728
802	Offices and clinics of dentists .....	67	24 423	10 625	2 291	358
803	Offices and clinics of doctors of osteopathy .....	1	(D)	(D)	(D)	AA
804	Offices and clinics of other health practitioners .....	40	13 022	4 469	970	154
805	Nursing and personal care facilities .....	2	(D)	(D)	(D)	CC
806	Hospitals .....	—	—	—	—	—
807, 8, 9	Other health services .....	9	(D)	(D)	(D)	BB
<b>81</b>	<b>Legal services</b> .....	<b>46</b>	<b>16 483</b>	<b>7 423</b>	<b>1 290</b>	<b>208</b>
<b>823, 4, 9</b>	<b>Selected educational services</b> .....	<b>13</b>	<b>3 075</b>	<b>1 359</b>	<b>299</b>	<b>127</b>

**Table 6. Summary Statistics for Firms Subject to Federal Income Tax for Counties With 350 Establishments or More: 1992 — Con.**

[Includes only establishments with payroll. For meaning of abbreviations and symbols, see introductory text. For explanation of terms and comparability of 1987 and 1992 censuses, see appendix A. For information on geographic areas followed by ▲, see appendix F]

SIC code	Geographic area and kind of business or operation	Establishments (number)	Receipts (\$1,000)	Annual payroll (\$1,000)	First-quarter payroll (\$1,000)	Paid employees for pay period including March 12 (number)
<b>PRINCE WILLIAM COUNTY — Con.</b>						
<b>83</b>	<b>Social services .....</b>	<b>41</b>	<b>10 889</b>	<b>4 586</b>	<b>1 093</b>	<b>568</b>
835	Child day care services .....	36	(D)	(D)	(D)	FF
832, 3, 6, 9	Other social services .....	5	(D)	(D)	(D)	BB
<b>87 ex. 8733</b>	<b>Engineering, accounting, research, management, and related services (except noncommercial research organizations) .....</b>	<b>145</b>	<b>63 230</b>	<b>30 919</b>	<b>7 229</b>	<b>1 038</b>
871	Engineering, architectural, and surveying services .....	47	38 280	18 923	4 840	582
872	Accounting, auditing, and bookkeeping services .....	44	5 997	2 495	539	134
873 ex. 8733	Research, development, and testing services (except noncommercial research organizations) .....	5	1 649	564	96	29
874	Management and public relations services .....	49	17 304	8 937	1 754	293
<b>89</b>	<b>Services, n.e.c. ....</b>	<b>11</b>	<b>2 614</b>	<b>763</b>	<b>170</b>	<b>59</b>
<b>ROANOKE COUNTY</b>						
	<b>Total .....</b>	<b>443</b>	<b>151 335</b>	<b>65 324</b>	<b>14 660</b>	<b>3 750</b>
<b>70 ex. 704</b>	<b>Hotels, rooming houses, camps, and other lodging places (except membership lodging) .....</b>	<b>12</b>	<b>(D)</b>	<b>(D)</b>	<b>(D)</b>	<b>CC</b>
7011	Hotels and motels .....	11	(D)	(D)	(D)	CC
7011 pt.	Hotels .....	1	(D)	(D)	(D)	AA
7011 pt.	Motels, motor hotels, and tourist courts .....	10	(D)	(D)	(D)	CC
702, 3	Other lodging places .....	1	(D)	(D)	(D)	AA
<b>72</b>	<b>Personal services .....</b>	<b>44</b>	<b>10 289</b>	<b>3 805</b>	<b>948</b>	<b>275</b>
721	Laundry, cleaning, and garment services .....	7	(D)	(D)	(D)	CC
7211	Power laundries, family and commercial* .....	—	—	—	—	—
7213	Linen supply* .....	1	(D)	(D)	(D)	BB
7215	Coin-operated laundries and drycleaning .....	1	(D)	(D)	(D)	AA
7216	Drycleaning plants, except rug cleaning* .....	3	556	245	52	19
7217	Carpet and upholstery cleaning .....	1	(D)	(D)	(D)	AA
7218	Industrial laundries* .....	—	—	—	—	—
7212, 9	Other laundry, cleaning, and garment services* .....	1	(D)	(D)	(D)	AA
722	Photographic studios, portrait .....	2	(D)	(D)	(D)	AA
723, 4	Beauty and barber shops .....	22	2 906	1 462	353	103
723	Beauty shops .....	20	(D)	(D)	(D)	BB
724	Barber shops .....	2	(D)	(D)	(D)	AA
725	Shoe repair shops and shoeshine parlors .....	—	—	—	—	—
726	Funeral service and crematories .....	2	(D)	(D)	(D)	AA
729	Miscellaneous personal services .....	11	(D)	(D)	(D)	BB
<b>73</b>	<b>Business services .....</b>	<b>100</b>	<b>39 089</b>	<b>20 391</b>	<b>4 868</b>	<b>1 533</b>
731	Advertising .....	6	1 201	294	54	11
732	Consumer credit reporting agencies, mercantile reporting agencies, and adjustment and collection agencies .....	2	(D)	(D)	(D)	BB
733	Mailing, reproduction, commercial art and photography, and stenographic services .....	7	1 248	660	181	32
734	Services to dwellings and other buildings .....	27	3 445	1 750	473	245
735	Miscellaneous equipment rental and leasing .....	6	4 591	1 072	237	72
736	Personnel supply services .....	15	(D)	(D)	(D)	FF
737	Computer programming, data processing, and other computer related services .....	18	6 652	2 700	555	100
7371, 2, 3	Computer programming, prepackaged software, and integrated systems .....	8	3 114	1 148	203	30
7374, 5, 6	Data processing services .....	3	(D)	(D)	(D)	BB
7377, 8, 9	Computer rental and leasing, maintenance, and related services, n.e.c. ....	7	(D)	(D)	(D)	BB
738	Miscellaneous business services .....	19	(D)	(D)	(D)	CC
<b>75</b>	<b>Automotive repair, services, and parking .....</b>	<b>37</b>	<b>7 303</b>	<b>2 050</b>	<b>483</b>	<b>134</b>
751	Automotive rental and leasing, without drivers .....	3	(D)	(D)	(D)	AA
752	Automobile parking .....	1	(D)	(D)	(D)	AA
753	Automotive repair shops .....	26	6 178	1 800	408	103
7532	Top, body, and upholstery repair shops and paint shops .....	7	1 222	408	95	24
7538	General automotive repair shops .....	10	2 462	743	170	40
7533, 4, 6, 7, 9	Other automotive repair shops .....	9	2 494	649	143	39
754	Automotive services, except repair .....	7	(D)	(D)	(D)	BB
<b>76</b>	<b>Miscellaneous repair services .....</b>	<b>21</b>	<b>4 632</b>	<b>1 240</b>	<b>289</b>	<b>70</b>
762	Electrical repair shops .....	6	1 051	417	106	23
7622	Radio and television repair shops .....	1	(D)	(D)	(D)	AA
7623, 9	Other electrical and electronic repair shops .....	5	(D)	(D)	(D)	AA
763	Watch, clock, and jewelry repair .....	1	(D)	(D)	(D)	AA
764	Reupholstery and furniture repair .....	1	(D)	(D)	(D)	AA
769	Miscellaneous repair and related services .....	13	(D)	(D)	(D)	BB

**Table 6. Summary Statistics for Firms Subject to Federal Income Tax for Counties With 350 Establishments or More: 1992 — Con.**

[Includes only establishments with payroll. For meaning of abbreviations and symbols, see introductory text. For explanation of terms and comparability of 1987 and 1992 censuses, see appendix A. For information on geographic areas followed by ▲, see appendix F]

SIC code	Geographic area and kind of business or operation	Establishments (number)	Receipts (\$1,000)	Annual payroll (\$1,000)	First-quarter payroll (\$1,000)	Paid employees for pay period including March 12 (number)
<b>ROANOKE COUNTY—Con.</b>						
<b>78, 79, 84</b>	<b>Amusement and recreation services, including motion pictures and museums</b> .....	<b>32</b>	<b>6 770</b>	<b>1 755</b>	<b>423</b>	<b>223</b>
781, 2	Motion picture production, distribution, and services .....	2	(D)	(D)	(D)	AA
783	Motion picture theaters .....	—	—	—	—	—
784	Video tape rental .....	3	(D)	(D)	(D)	AA
792	Theatrical producers (except motion picture), bands, orchestras, and entertainers .....	—	—	—	—	—
793	Bowling centers .....	2	(D)	(D)	(D)	BB
79 ex. 792, 3; 84	Commercial sports and other amusement and recreation services, including museums .....	25	5 160	1 397	339	185
<b>80</b>	<b>Health services</b> .....	<b>84</b>	<b>40 008</b>	<b>18 943</b>	<b>3 894</b>	<b>709</b>
801	Offices and clinics of doctors of medicine .....	21	(D)	(D)	(D)	CC
802	Offices and clinics of dentists .....	34	9 996	4 411	715	173
803	Offices and clinics of doctors of osteopathy .....	1	(D)	(D)	(D)	AA
804	Offices and clinics of other health practitioners .....	17	3 621	1 233	277	61
805	Nursing and personal care facilities .....	1	(D)	(D)	(D)	CC
806	Hospitals .....	—	—	—	—	—
807, 8, 9	Other health services .....	10	(D)	(D)	(D)	CC
<b>81</b>	<b>Legal services</b> .....	<b>16</b>	<b>5 466</b>	<b>1 812</b>	<b>401</b>	<b>81</b>
<b>823, 4, 9</b>	<b>Selected educational services</b> .....	<b>4</b>	<b>(D)</b>	<b>(D)</b>	<b>(D)</b>	<b>AA</b>
<b>83</b>	<b>Social services</b> .....	<b>17</b>	<b>4 073</b>	<b>1 649</b>	<b>396</b>	<b>155</b>
835	Child day care services .....	8	(D)	(D)	(D)	BB
832, 3, 6, 9	Other social services .....	9	(D)	(D)	(D)	BB
<b>87 ex. 8733</b>	<b>Engineering, accounting, research, management, and related services (except noncommercial research organizations)</b> .....	<b>74</b>	<b>26 298</b>	<b>12 105</b>	<b>2 624</b>	<b>412</b>
871	Engineering, architectural, and surveying services .....	23	15 092	6 130	1 651	230
872	Accounting, auditing, and bookkeeping services .....	27	6 250	3 510	419	87
873 ex. 8733	Research, development, and testing services (except noncommercial research organizations) .....	4	(D)	(D)	(D)	AA
874	Management and public relations services .....	20	(D)	(D)	(D)	BB
<b>89</b>	<b>Services, n.e.c.</b> .....	<b>2</b>	<b>(D)</b>	<b>(D)</b>	<b>(D)</b>	<b>AA</b>

**Table 7a. Summary Statistics for Firms Subject to Federal Income Tax for Metropolitan Areas: 1992**

[Includes only establishments with payroll. For meaning of abbreviations and symbols, see introductory text. For explanation of terms and comparability of 1987 and 1992 censuses, see appendix A. For definitions of CMSA's, MSA's, and PMSA's, see appendix D]

SIC code	Geographic area and kind of business or operation	Establishments (number)	Receipts (\$1,000)	Annual payroll (\$1,000)	First-quarter payroll (\$1,000)	Paid employees for pay period including March 12 (number)
<b>CHARLOTTESVILLE, VA MSA</b>						
<b>Total</b> .....		<b>1 159</b>	<b>431 776</b>	<b>175 532</b>	<b>39 628</b>	<b>9 940</b>
<b>70 ex. 704</b>	<b>Hotels, rooming houses, camps, and other lodging places (except membership lodging)</b> .....	<b>34</b>	<b>33 858</b>	<b>9 429</b>	<b>2 056</b>	<b>864</b>
7011	Hotels and motels .....	26	31 531	8 876	1 975	836
7011 pt.	Hotels .....	10	20 314	5 760	1 326	541
7011 pt.	Motels, motor hotels, and tourist courts .....	16	11 217	3 116	649	295
702, 3	Other lodging places .....	8	2 327	553	81	28
<b>72</b>	<b>Personal services</b> .....	<b>132</b>	<b>30 646</b>	<b>11 741</b>	<b>2 689</b>	<b>945</b>
721	Laundry, cleaning, and garment services .....	31	12 152	4 562	1 048	306
7211	Power laundries, family and commercial* .....	—	—	—	—	—
7213	Linen supply* .....	2	(D)	(D)	(D)	CC
7215	Coin-operated laundries and drycleaning .....	9	1 138	434	97	39
7216	Drycleaning plants, except rug cleaning* .....	10	3 797	1 761	421	121
7217	Carpet and upholstery cleaning .....	6	806	289	68	21
7218	Industrial launderers* .....	—	—	—	—	—
7212, 9	Other laundry, cleaning, and garment services* .....	4	(D)	(D)	(D)	BB
722	Photographic studios, portrait .....	11	2 055	340	71	53
723, 4	Beauty and barber shops .....	66	9 022	4 712	1 076	333
723	Beauty shops .....	63	(D)	(D)	(D)	EE
724	Barber shops .....	3	(D)	(D)	(D)	AA
725	Shoe repair shops and shoeshine parlors .....	1	(D)	(D)	(D)	AA
726	Funeral service and crematories .....	10	4 000	1 264	270	77
729	Miscellaneous personal services .....	13	(D)	(D)	(D)	CC

**Table 7a. Summary Statistics for Firms Subject to Federal Income Tax for Metropolitan Areas: 1992 — Con.**

[Includes only establishments with payroll. For meaning of abbreviations and symbols, see introductory text. For explanation of terms and comparability of 1987 and 1992 censuses, see appendix A. For definitions of CMSA's, MSA's, and PMSA's, see appendix D]

SIC code	Geographic area and kind of business or operation	Establishments (number)	Receipts (\$1,000)	Annual payroll (\$1,000)	First-quarter payroll (\$1,000)	Paid employees for pay period including March 12 (number)
<b>CHARLOTTESVILLE, VA MSA — Con.</b>						
<b>73</b>	<b>Business services</b> .....	<b>200</b>	<b>72 791</b>	<b>31 945</b>	<b>7 244</b>	<b>2 345</b>
731	Advertising .....	5	1 857	703	197	32
732	Consumer credit reporting agencies, mercantile reporting agencies, and adjustment and collection agencies .....	4	1 309	638	149	35
733	Mailing, reproduction, commercial art and photography, and stenographic services .....	22	4 723	1 311	273	121
734	Services to dwellings and other buildings .....	48	6 507	2 446	540	335
735	Miscellaneous equipment rental and leasing .....	13	5 476	1 321	257	92
736	Personnel supply services .....	14	12 122	9 262	2 071	843
737	Computer programming, data processing, and other computer related services .....	48	28 036	10 530	2 436	377
7371, 2, 3	Computer programming, prepackaged software, and integrated systems .....	32	17 113	5 665	1 265	197
7374, 5, 6	Data processing services .....	6	9 367	4 047	983	150
7377, 8, 9	Computer rental and leasing, maintenance, and related services, n.e.c. ....	10	1 556	818	188	30
738	Miscellaneous business services .....	46	12 761	5 734	1 321	510
<b>75</b>	<b>Automotive repair, services, and parking</b> .....	<b>87</b>	<b>31 409</b>	<b>9 112</b>	<b>2 209</b>	<b>667</b>
751	Automotive rental and leasing, without drivers .....	3	(D)	(D)	(D)	BB
752	Automobile parking .....	5	(D)	(D)	(D)	BB
753	Automotive repair shops .....	65	23 048	6 622	1 535	292
7532	Top, body, and upholstery repair shops and paint shops .....	16	7 936	2 579	589	96
7538	General automotive repair shops .....	41	12 163	3 268	773	161
7533, 4, 6, 7, 9	Other automotive repair shops .....	8	2 949	775	173	35
754	Automotive services, except repair .....	14	4 772	1 861	527	299
<b>76</b>	<b>Miscellaneous repair services</b> .....	<b>46</b>	<b>10 055</b>	<b>3 581</b>	<b>884</b>	<b>234</b>
762	Electrical repair shops .....	17	4 603	1 834	447	117
7622	Radio and television repair shops .....	3	(D)	(D)	(D)	AA
7623, 9	Other electrical and electronic repair shops .....	14	(D)	(D)	(D)	CC
763	Watch, clock, and jewelry repair .....	3	221	61	19	11
764	Reupholstery and furniture repair .....	8	(D)	(D)	(D)	BB
769	Miscellaneous repair and related services .....	18	(D)	(D)	(D)	BB
<b>78, 79, 84</b>	<b>Amusement and recreation services, including motion pictures and museums</b> .....	<b>67</b>	<b>18 417</b>	<b>4 885</b>	<b>994</b>	<b>497</b>
781, 2	Motion picture production, distribution, and services .....	8	2 083	468	76	16
783	Motion picture theaters .....	7	4 114	438	113	76
784	Video tape rental .....	19	4 953	1 223	256	112
792	Theatrical producers (except motion picture), bands, orchestras, and entertainers .....	5	(D)	(D)	(D)	AA
793	Bowling centers .....	2	(D)	(D)	(D)	BB
79 ex. 792, 3; 84	Commercial sports and other amusement and recreation services, including museums .....	26	5 166	1 918	471	264
<b>80</b>	<b>Health services</b> .....	<b>248</b>	<b>106 621</b>	<b>47 429</b>	<b>11 192</b>	<b>1 860</b>
801	Offices and clinics of doctors of medicine .....	111	45 028	21 183	4 635	543
802	Offices and clinics of dentists .....	59	18 565	7 419	1 806	289
803	Offices and clinics of doctors of osteopathy .....	1	(D)	(D)	(D)	AA
804	Offices and clinics of other health practitioners .....	45	9 133	3 393	736	133
805	Nursing and personal care facilities .....	5	18 232	8 283	2 033	587
806	Hospitals .....	2	(D)	(D)	(D)	CC
807, 8, 9	Other health services .....	25	(D)	(D)	(D)	CC
<b>81</b>	<b>Legal services</b> .....	<b>82</b>	<b>36 312</b>	<b>14 943</b>	<b>2 867</b>	<b>492</b>
<b>823, 4, 9</b>	<b>Selected educational services</b> .....	<b>12</b>	<b>6 377</b>	<b>1 818</b>	<b>359</b>	<b>66</b>
<b>83</b>	<b>Social services</b> .....	<b>46</b>	<b>13 458</b>	<b>6 240</b>	<b>1 405</b>	<b>487</b>
835	Child day care services .....	23	3 008	1 544	320	176
832, 3, 6, 9	Other social services .....	23	10 450	4 696	1 085	311
<b>87 ex. 8733</b>	<b>Engineering, accounting, research, management, and related services (except noncommercial research organizations)</b> .....	<b>191</b>	<b>66 524</b>	<b>31 739</b>	<b>7 132</b>	<b>1 444</b>
871	Engineering, architectural, and surveying services .....	60	19 746	8 711	1 824	296
872	Accounting, auditing, and bookkeeping services .....	56	12 565	5 759	1 422	310
873 ex. 8733	Research, development, and testing services (except noncommercial research organizations) .....	20	8 192	3 255	656	318
874	Management and public relations services .....	55	26 021	14 014	3 230	520
<b>89</b>	<b>Services, n.e.c.</b> .....	<b>14</b>	<b>5 308</b>	<b>2 670</b>	<b>597</b>	<b>39</b>

**Table 7a. Summary Statistics for Firms Subject to Federal Income Tax for Metropolitan Areas: 1992—Con.**

[Includes only establishments with payroll. For meaning of abbreviations and symbols, see introductory text. For explanation of terms and comparability of 1987 and 1992 censuses, see appendix A. For definitions of CMSA's, MSA's, and PMSA's, see appendix D]

SIC code	Geographic area and kind of business or operation	Establishments (number)	Receipts (\$1,000)	Annual payroll (\$1,000)	First-quarter payroll (\$1,000)	Paid employees for pay period including March 12 (number)
<b>DANVILLE, VA MSA</b>						
	<b>Total</b> .....	<b>572</b>	<b>195 210</b>	<b>76 019</b>	<b>15 905</b>	<b>3 799</b>
<b>70 ex. 704</b>	<b>Hotels, rooming houses, camps, and other lodging places (except membership lodging)</b> .....	<b>14</b>	<b>7 211</b>	<b>1 893</b>	<b>413</b>	<b>186</b>
7011	Hotels and motels .....	13	(D)	(D)	(D)	CC
7011 pt.	Hotels .....	2	(D)	(D)	(D)	BB
7011 pt.	Motels, motor hotels, and tourist courts .....	11	(D)	(D)	(D)	CC
702, 3	Other lodging places .....	1	(D)	(D)	(D)	AA
<b>72</b>	<b>Personal services</b> .....	<b>99</b>	<b>19 533</b>	<b>5 716</b>	<b>1 388</b>	<b>546</b>
721	Laundry, cleaning, and garment services .....	37	8 082	2 372	580	199
7211	Power laundries, family and commercial* .....	—	—	—	—	—
7213	Linen supply* .....	1	(D)	(D)	(D)	BB
7215	Coin-operated laundries and drycleaning .....	19	(D)	(D)	(D)	BB
7216	Drycleaning plants, except rug cleaning* .....	14	2 311	831	206	94
7217	Carpet and upholstery cleaning .....	2	(D)	(D)	(D)	AA
7218	Industrial laundriers* .....	—	—	—	—	—
7212, 9	Other laundry, cleaning, and garment services* .....	1	(D)	(D)	(D)	AA
722	Photographic studios, portrait .....	8	1 213	227	50	24
723, 4	Beauty and barber shops .....	28	1 962	715	174	81
723	Beauty shops .....	28	1 962	715	174	81
724	Barber shops .....	—	—	—	—	—
725	Shoe repair shops and shoeshine parlors .....	2	(D)	(D)	(D)	AA
726	Funeral service and crematories .....	13	6 682	1 918	418	118
729	Miscellaneous personal services .....	11	(D)	(D)	(D)	CC
<b>73</b>	<b>Business services</b> .....	<b>64</b>	<b>20 600</b>	<b>7 781</b>	<b>1 794</b>	<b>644</b>
731	Advertising .....	1	(D)	(D)	(D)	AA
732	Consumer credit reporting agencies, mercantile reporting agencies, and adjustment and collection agencies .....	3	(D)	(D)	(D)	AA
733	Mailing, reproduction, commercial art and photography, and stenographic services .....	5	557	124	20	6
734	Services to dwellings and other buildings .....	24	3 952	1 568	311	141
735	Miscellaneous equipment rental and leasing .....	8	5 151	1 542	509	108
736	Personnel supply services .....	6	2 222	1 740	327	193
737	Computer programming, data processing, and other computer related services .....	2	(D)	(D)	(D)	AA
7371, 2, 3	Computer programming, prepackaged software, and integrated systems .....	—	—	—	—	—
7374, 5, 6	Data processing services .....	1	(D)	(D)	(D)	AA
7377, 8, 9	Computer rental and leasing, maintenance, and related services, n.e.c. ....	1	(D)	(D)	(D)	AA
738	Miscellaneous business services .....	15	(D)	(D)	(D)	CC
<b>75</b>	<b>Automotive repair, services, and parking</b> .....	<b>90</b>	<b>17 154</b>	<b>3 816</b>	<b>931</b>	<b>279</b>
751	Automotive rental and leasing, without drivers .....	3	(D)	(D)	(D)	AA
752	Automobile parking .....	—	—	—	—	—
753	Automotive repair shops .....	82	14 286	3 222	791	222
7532	Top, body, and upholstery repair shops and paint shops .....	20	3 978	1 063	280	72
7538	General automotive repair shops .....	45	5 799	1 192	286	91
7533, 4, 6, 7, 9	Other automotive repair shops .....	17	4 509	967	225	59
754	Automotive services, except repair .....	5	(D)	(D)	(D)	BB
<b>76</b>	<b>Miscellaneous repair services</b> .....	<b>35</b>	<b>7 580</b>	<b>2 078</b>	<b>472</b>	<b>146</b>
762	Electrical repair shops .....	10	2 057	543	135	47
7622	Radio and television repair shops .....	4	423	112	34	15
7623, 9	Other electrical and electronic repair shops .....	6	1 634	431	101	32
763	Watch, clock, and jewelry repair .....	1	(D)	(D)	(D)	AA
764	Reupholstery and furniture repair .....	4	(D)	(D)	(D)	AA
769	Miscellaneous repair and related services .....	20	(D)	(D)	(D)	BB
<b>78, 79, 84</b>	<b>Amusement and recreation services, including motion pictures and museums</b> .....	<b>34</b>	<b>6 338</b>	<b>1 197</b>	<b>294</b>	<b>180</b>
781, 2	Motion picture production, distribution, and services .....	—	—	—	—	—
783	Motion picture theaters .....	3	(D)	(D)	(D)	BB
784	Video tape rental .....	9	1 674	256	71	42
792	Theatrical producers (except motion picture), bands, orchestras, and entertainers .....	1	(D)	(D)	(D)	AA
793	Bowling centers .....	3	(D)	(D)	(D)	AA
79 ex. 792, 3, 84	Commercial sports and other amusement and recreation services, including museums .....	18	2 658	641	148	81
<b>80</b>	<b>Health services</b> .....	<b>139</b>	<b>79 160</b>	<b>40 810</b>	<b>8 127</b>	<b>1 338</b>
801	Offices and clinics of doctors of medicine .....	67	54 050	31 206	5 955	659
802	Offices and clinics of dentists .....	40	8 767	2 750	633	182
803	Offices and clinics of doctors of osteopathy .....	—	—	—	—	—
804	Offices and clinics of other health practitioners .....	20	(D)	(D)	(D)	BB
805	Nursing and personal care facilities .....	4	(D)	(D)	(D)	EE
806	Hospitals .....	—	—	—	—	—
807, 8, 9	Other health services .....	8	(D)	(D)	(D)	BB
<b>81</b>	<b>Legal services</b> .....	<b>32</b>	<b>8 233</b>	<b>3 621</b>	<b>674</b>	<b>127</b>
<b>823, 4, 9</b>	<b>Selected educational services</b> .....	<b>2</b>	<b>(D)</b>	<b>(D)</b>	<b>(D)</b>	<b>AA</b>

**Table 7a. Summary Statistics for Firms Subject to Federal Income Tax for Metropolitan Areas: 1992 — Con.**

[Includes only establishments with payroll. For meaning of abbreviations and symbols, see introductory text. For explanation of terms and comparability of 1987 and 1992 censuses, see appendix A. For definitions of CMSA's, MSA's, and PMSA's, see appendix D]

SIC code	Geographic area and kind of business or operation	Establishments (number)	Receipts (\$1,000)	Annual payroll (\$1,000)	First-quarter payroll (\$1,000)	Paid employees for pay period including March 12 (number)
<b>DANVILLE, VA MSA — Con.</b>						
<b>83</b>	<b>Social services</b> .....	<b>19</b>	<b>2 144</b>	<b>839</b>	<b>222</b>	<b>117</b>
835	Child day care services .....	8	(D)	(D)	(D)	BB
832, 3, 6, 9	Other social services .....	11	(D)	(D)	(D)	BB
<b>87 ex. 8733</b>	<b>Engineering, accounting, research, management, and related services (except noncommercial research organizations)</b> .....	<b>42</b>	<b>27 019</b>	<b>8 147</b>	<b>1 554</b>	<b>226</b>
871	Engineering, architectural, and surveying services .....	7	(D)	(D)	(D)	BB
872	Accounting, auditing, and bookkeeping services .....	25	4 323	2 153	535	117
873 ex. 8733	Research, development, and testing services (except noncommercial research organizations) .....	—	—	—	—	—
874	Management and public relations services .....	10	(D)	(D)	(D)	BB
<b>89</b>	<b>Services, n.e.c.</b> .....	<b>2</b>	<b>(D)</b>	<b>(D)</b>	<b>(D)</b>	<b>AA</b>
<b>JOHNSON CITY-KINGSPORT-BRISTOL, TN-VA MSA</b>						
	<b>Total</b> .....	<b>2 447</b>	<b>1 196 189</b>	<b>480 082</b>	<b>101 987</b>	<b>23 487</b>
<b>70 ex. 704</b>	<b>Hotels, rooming houses, camps, and other lodging places (except membership lodging)</b> .....	<b>61</b>	<b>(D)</b>	<b>(D)</b>	<b>(D)</b>	<b>GG</b>
7011	Hotels and motels .....	59	41 814	10 183	2 329	1 070
7011 pt.	Hotels .....	12	18 011	4 505	1 008	409
7011 pt.	Hotels, 25 guestrooms or more .....	8	17 695	4 424	989	389
7011 pt.	Hotels, less than 25 guestrooms .....	4	316	81	19	20
7011 pt.	Motels, motor hotels, and tourist courts .....	47	23 803	5 678	1 321	661
7011 pt.	Motels, tourist courts .....	45	(D)	(D)	(D)	FF
7011 pt.	Motor hotels .....	2	(D)	(D)	(D)	AA
702, 3	Other lodging places .....	2	(D)	(D)	(D)	AA
702	Rooming and boarding houses .....	—	—	—	—	—
703	Camps and recreational vehicle parks .....	2	(D)	(D)	(D)	AA
<b>72</b>	<b>Personal services</b> .....	<b>360</b>	<b>78 398</b>	<b>30 326</b>	<b>6 163</b>	<b>2 354</b>
721	Laundry, cleaning, and garment services .....	100	37 983	16 627	2 938	1 059
7211	Power laundries, family and commercial* .....	3	(D)	(D)	(D)	EE
7213	Linen supply* .....	—	—	—	—	—
7215	Coin-operated laundries and drycleaning .....	31	2 784	770	175	127
7216	Drycleaning plants, except rug cleaning* .....	39	7 720	3 361	694	299
7217	Carpet and upholstery cleaning .....	15	(D)	(D)	(D)	BB
7218	Industrial launderers* .....	4	12 296	6 847	1 046	261
7212, 9	Other laundry, cleaning, and garment services* .....	8	(D)	(D)	(D)	AA
7212	Garment pressing, and agents for laundries and drycleaners .....	1	(D)	(D)	(D)	AA
7219	Laundry and garment services, n.e.c.* .....	7	508	127	32	17
722	Photographic studios, portrait .....	26	6 087	1 731	375	157
723, 4	Beauty and barber shops .....	160	12 200	4 952	1 179	535
723	Beauty shops .....	153	11 732	4 708	1 111	514
724	Barber shops .....	7	468	244	68	21
725	Shoe repair shops and shoeshine parlors .....	2	(D)	(D)	(D)	AA
726	Funeral service and crematories .....	31	17 645	5 552	1 188	294
729	Miscellaneous personal services .....	41	(D)	(D)	(D)	EE
7291	Tax return preparation services .....	13	2 105	815	331	233
7299	Miscellaneous personal services, n.e.c. .....	28	(D)	(D)	(D)	BB
<b>73</b>	<b>Business services</b> .....	<b>316</b>	<b>153 888</b>	<b>66 551</b>	<b>14 584</b>	<b>4 800</b>
731	Advertising .....	18	13 938	4 719	1 167	190
7311	Advertising agencies .....	11	(D)	(D)	(D)	BB
7312	Outdoor advertising services .....	4	(D)	(D)	(D)	BB
7313	Radio, television, publishers' advertising representatives .....	1	(D)	(D)	(D)	CC
7319	Advertising, n.e.c. .....	2	(D)	(D)	(D)	AA
732	Consumer credit reporting agencies, mercantile reporting agencies, and adjustment and collection agencies .....	14	9 622	3 305	652	160
7322	Adjustment and collection services .....	9	6 729	2 473	487	113
7323	Credit reporting services .....	5	2 893	832	165	47
733	Mailing, reproduction, commercial art and photography, and stenographic services .....	22	4 657	1 194	182	91
7331	Direct mail advertising services .....	3	1 739	356	46	43
7334	Photocopying and duplicating services .....	4	(D)	(D)	(D)	BB
7335, 6	Commercial photography, art, and graphics .....	11	1 705	474	56	15
7335	Commercial photography .....	1	(D)	(D)	(D)	AA
7336	Commercial art and graphic design .....	10	(D)	(D)	(D)	AA
7338	Secretarial and court reporting services .....	4	(D)	(D)	(D)	AA
734	Services to dwellings and other buildings .....	88	22 248	8 733	1 827	784
7342	Disinfecting and pest control services .....	21	8 781	3 633	736	193
7349	Building cleaning and maintenance services, n.e.c. .....	67	13 467	5 100	1 091	591
735	Miscellaneous equipment rental and leasing .....	39	24 456	5 274	1 092	247
7352	Medical equipment rental and leasing .....	14	(D)	(D)	(D)	CC
7353	Heavy construction equipment rental and leasing .....	4	(D)	(D)	(D)	AA
7359	Equipment rental and leasing, n.e.c. .....	21	11 329	2 482	553	144
736	Personnel supply services .....	31	40 251	26 946	5 678	2 127
7361	Employment agencies .....	11	1 795	770	110	36
7363	Help supply services .....	20	38 456	26 176	5 568	2 091
7363 pt.	Temporary help supply .....	19	(D)	(D)	(D)	GG
7363 pt.	Help supply, except temporary .....	1	(D)	(D)	(D)	AA

**Table 7a. Summary Statistics for Firms Subject to Federal Income Tax for Metropolitan Areas: 1992—Con.**

[Includes only establishments with payroll. For meaning of abbreviations and symbols, see introductory text. For explanation of terms and comparability of 1987 and 1992 censuses, see appendix A. For definitions of CMSA's, MSA's, and PMSA's, see appendix D]

SIC code	Geographic area and kind of business or operation	Establishments (number)	Receipts (\$1,000)	Annual payroll (\$1,000)	First-quarter payroll (\$1,000)	Paid employees for pay period including March 12 (number)
	<b>JOHNSON CITY-KINGSPORT-BRISTOL, TN-VA MSA—Con.</b>					
<b>73</b>	<b>Business services—Con.</b>					
737	Computer programming, data processing, and other computer related services -----	35	14 922	4 925	1 125	183
7371, 2, 3	Computer programming, prepackaged software, and integrated systems -----	18	5 544	2 117	406	70
7371	Computer programming services -----	12	3 462	1 549	272	45
7372	Prepackaged software -----	—	—	—	—	—
7373	Computer integrated systems -----	6	2 082	568	134	25
7374, 5, 6	Data processing services -----	7	4 280	1 381	346	63
7374, 5	Computer processing, information retrieval -----	7	4 280	1 381	346	63
7376	Computer facilities management services -----	—	—	—	—	—
7377, 8, 9	Computer rental and leasing, maintenance, and related services, n.e.c. -----	10	5 098	1 427	373	50
7377	Computer rental and leasing -----	—	—	—	—	—
7378	Computer maintenance and repair -----	6	4 623	1 287	336	40
7379	Computer related services, n.e.c. -----	4	475	140	37	10
738	Miscellaneous business services -----	69	23 794	11 455	2 861	1 018
7381, 2	Detective agencies and protective services -----	25	12 642	7 456	1 925	600
7381	Detective, guard, and armored car services -----	20	9 976	6 490	1 687	537
7382	Security systems services -----	5	2 666	966	238	63
7383	News syndicates -----	—	—	—	—	—
7384	Photofinishing laboratories* -----	4	1 095	338	83	28
7389	Business services, n.e.c. -----	40	10 057	3 661	853	390
7389 pt.	Sign painting shops -----	4	487	113	23	9
7389 pt.	Interior designing -----	6	1 595	366	59	19
7389 pt.	Telephone answering services -----	4	518	228	55	23
7389 pt.	Other business services -----	25	7 457	2 954	716	339
<b>75</b>	<b>Automotive repair, services, and parking -----</b>	<b>238</b>	<b>55 803</b>	<b>13 070</b>	<b>3 186</b>	<b>946</b>
751	Automotive rental and leasing, without drivers -----	24	13 606	2 175	489	134
7513	Truck rental and leasing, without drivers -----	11	5 754	927	257	59
7514, 5	Passenger car rental and leasing -----	13	7 852	1 248	232	75
7514	Passenger car rental -----	12	(D)	(D)	(D)	BB
7515	Passenger car leasing -----	1	(D)	(D)	(D)	AA
7519	Utility trailer and recreational vehicle rental -----	—	—	—	—	—
752	Automobile parking -----	1	(D)	(D)	(D)	AA
753	Automotive repair shops -----	182	37 774	9 730	2 377	632
7532	Top, body, and upholstery repair shops and paint shops -----	46	8 738	2 548	643	183
7532 pt.	Top and body repair shops -----	42	8 482	2 499	632	179
7532 pt.	Paint shops -----	4	256	49	11	4
7538	General automotive repair shops -----	95	15 752	3 554	907	256
7538 pt.	General automotive repair shops, except diesel -----	79	11 545	2 578	640	192
7538 pt.	Diesel repair shops -----	16	4 207	976	267	64
7533, 4, 6, 7, 9	Other automotive repair shops -----	41	13 284	3 628	827	193
7533	Automotive exhaust system repair shops -----	9	1 398	381	95	26
7534	Tire retreading and repair shops -----	5	3 824	928	182	50
7536	Automotive glass replacement shops -----	6	2 487	492	125	24
7537	Automotive transmission repair shops -----	5	1 092	305	84	24
7539	Automotive repair shops, n.e.c. -----	16	4 483	1 522	341	69
7539 pt.	Radiator repair -----	2	(D)	(D)	(D)	AA
7539 pt.	Brake, front end, and wheel alignment -----	7	1 716	423	60	19
7539 pt.	Automotive electrical and fuel system services -----	2	(D)	(D)	(D)	AA
7539 pt.	Other automotive repair shops, n.e.c. -----	5	1 581	704	173	28
754	Automotive services, except repair -----	31	(D)	(D)	(D)	CC
7542	Carwashes -----	19	2 261	637	170	129
7549	Automotive services, except repair and carwashes -----	12	(D)	(D)	(D)	BB
<b>76</b>	<b>Miscellaneous repair services -----</b>	<b>90</b>	<b>48 254</b>	<b>11 916</b>	<b>2 795</b>	<b>627</b>
762	Electrical repair shops -----	31	11 245	3 974	978	270
7622	Radio and television repair shops -----	6	781	189	46	17
7623, 9	Other electrical and electronic repair shops -----	25	10 464	3 785	932	253
7623	Refrigeration and air-conditioning service and repair shops -----	5	(D)	(D)	(D)	BB
7629	Electrical and electronic repair shops, n.e.c. -----	20	(D)	(D)	(D)	CC
763	Watch, clock, and jewelry repair -----	—	—	—	—	—
764	Reupholstery and furniture repair -----	12	906	203	43	23
769	Miscellaneous repair and related services -----	47	36 103	7 739	1 774	334
7692	Welding repair -----	6	(D)	(D)	(D)	BB
7694	Armature rewinding shops -----	3	1 424	442	130	33
7699	Repair shops and related services, n.e.c. -----	38	(D)	(D)	(D)	EE
<b>78, 79, 84</b>	<b>Amusement and recreation services, including motion pictures and museums -----</b>	<b>165</b>	<b>50 483</b>	<b>12 114</b>	<b>2 226</b>	<b>1 109</b>
781, 2	Motion picture production, distribution, and services -----	4	539	141	32	17
783	Motion picture theaters -----	12	(D)	(D)	(D)	BB
7832	Motion picture theaters, except drive-in -----	9	(D)	(D)	(D)	BB
7833	Drive-in motion picture theaters -----	3	(D)	(D)	(D)	AA
784	Video tape rental -----	53	8 391	1 559	385	261
792	Theatrical producers (except motion picture), bands, orchestras, and entertainers -----	4	(D)	(D)	(D)	AA
7922	Theatrical producers (except motion picture) and miscellaneous theatrical services -----	2	(D)	(D)	(D)	AA
7929	Bands, orchestras, actors, and other entertainers and entertainment groups -----	2	(D)	(D)	(D)	AA
793	Bowling centers -----	7	1 566	496	119	54

SERVICE INDUSTRIES—GEOGRAPHIC AREA SERIES

VIRGINIA VA-69



**Table 7a. Summary Statistics for Firms Subject to Federal Income Tax for Metropolitan Areas: 1992—Con.**

[Includes only establishments with payroll. For meaning of abbreviations and symbols, see introductory text. For explanation of terms and comparability of 1987 and 1992 censuses, see appendix A. For definitions of CMSA's, MSA's, and PMSA's, see appendix D]

SIC code	Geographic area and kind of business or operation	Establishments (number)	Receipts (\$1,000)	Annual payroll (\$1,000)	First-quarter payroll (\$1,000)	Paid employees for pay period including March 12 (number)
	<b>JOHNSON CITY-KINGSPORT-BRISTOL, TN-VA MSA—Con.</b>					
<b>78, 79, 84</b>	<b>Amusement and recreation services, including motion pictures and museums—Con.</b>					
79 ex. 792, 3, 84	Commercial sports and other amusement and recreation services, including museums .....	85	33 813	9 181	1 519	676
794	Commercial sports .....	6	14 195	3 950	501	85
7941	Professional sports clubs, managers, promoters .....	2	(D)	(D)	(D)	AA
7948	Racing, including track operation .....	4	(D)	(D)	(D)	BB
79 ex. 792, 3, 4, 84	Other amusement and recreation services, including museums .....	79	19 618	5 231	1 018	591
791	Dance studios, schools, and halls .....	7	314	107	31	49
7991	Physical fitness facilities .....	12	2 520	949	230	163
7992	Public golf courses .....	8	1 792	351	50	30
7993	Coin-operated amusement devices .....	16	6 465	1 063	244	62
7996	Amusement parks .....	—	—	—	—	—
7997	Membership sports and recreation clubs .....	13	5 609	2 083	334	201
7999, 84	Amusement and recreation services, including museums, n.e.c. ..	23	2 918	678	129	86
7999 pt.	Concession operators of amusement devices and rides .....	1	(D)	(D)	(D)	AA
7999 pt.	Carnivals, circuses, and fairs .....	—	—	—	—	—
7999 pt., 84	Other recreation and amusements, including museums .....	22	(D)	(D)	(D)	BB
<b>80</b>	<b>Health services .....</b>	<b>690</b>	<b>610 932</b>	<b>272 192</b>	<b>58 336</b>	<b>9 847</b>
801	Offices and clinics of doctors of medicine .....	328	268 521	150 818	30 750	2 918
8011 pt.	Offices of doctors of medicine .....	322	261 983	147 165	29 898	2 862
8011 pt.	General medical clinics .....	6	6 538	3 653	852	56
802	Offices and clinics of dentists .....	161	50 018	17 581	3 762	862
803	Offices and clinics of doctors of osteopathy .....	—	—	—	—	—
804	Offices and clinics of other health practitioners .....	107	23 955	6 427	1 502	356
8041	Offices and clinics of chiropractors .....	36	6 546	1 765	406	96
8042	Offices and clinics of optometrists .....	35	9 041	2 041	502	131
8043	Offices and clinics of podiatrists .....	7	1 316	504	103	22
8049	Offices and clinics of health practitioners, n.e.c. .....	29	7 052	2 117	491	107
805	Nursing and personal care facilities .....	25	55 262	23 289	5 788	2 414
8051	Skilled nursing care facilities .....	12	34 969	14 469	3 622	1 267
8052	Intermediate care facilities .....	8	(D)	(D)	(D)	GG
8059	Nursing and personal care facilities, n.e.c. .....	5	(D)	(D)	(D)	BB
806	Hospitals .....	7	146 533	47 180	11 683	2 079
8062	General medical and surgical hospitals .....	4	(D)	(D)	(D)	GG
8063, 9	Specialty hospitals .....	3	(D)	(D)	(D)	EE
807, 8, 9	Other health services .....	62	66 643	26 897	4 851	1 218
807	Medical and dental laboratories .....	24	17 140	7 502	1 497	219
8071	Medical laboratories .....	9	12 798	5 680	1 056	120
8072	Dental laboratories .....	15	4 342	1 822	441	99
808	Home health care services .....	23	34 648	14 833	2 273	795
809	Miscellaneous health and allied services, n.e.c. .....	15	14 855	4 562	1 081	204
8092	Kidney dialysis centers .....	3	(D)	(D)	(D)	BB
8093	Specialty outpatient facilities, n.e.c. .....	7	4 645	2 053	472	94
8099	Health and allied services, n.e.c. .....	5	(D)	(D)	(D)	BB
<b>81</b>	<b>Legal services .....</b>	<b>202</b>	<b>64 840</b>	<b>25 847</b>	<b>4 743</b>	<b>825</b>
<b>823, 4, 9</b>	<b>Selected educational services .....</b>	<b>5</b>	<b>1 063</b>	<b>346</b>	<b>71</b>	<b>10</b>
823	Libraries .....	—	—	—	—	—
824	Vocational schools .....	1	(D)	(D)	(D)	AA
829	Schools and educational services, n.e.c. .....	4	(D)	(D)	(D)	AA
<b>83</b>	<b>Social services .....</b>	<b>90</b>	<b>16 865</b>	<b>7 006</b>	<b>1 592</b>	<b>761</b>
835	Child day care services .....	50	5 301	2 284	529	338
832, 3, 6, 9	Other social services .....	40	11 564	4 722	1 063	423
<b>87 ex. 8733</b>	<b>Engineering, accounting, research, management, and related services (except noncommercial research organizations) .....</b>	<b>225</b>	<b>72 319</b>	<b>29 770</b>	<b>5 887</b>	<b>1 126</b>
871	Engineering, architectural, and surveying services .....	81	21 836	9 381	2 104	396
8711	Engineering services .....	32	12 783	5 745	1 277	219
8712	Architectural services .....	19	5 767	2 219	515	83
8713	Surveying services .....	30	3 286	1 417	312	94
872	Accounting, auditing, and bookkeeping services .....	90	20 662	8 954	2 005	445
873 ex. 8733	Research, development, and testing services (except noncommercial research organizations) .....	10	10 314	3 001	729	95
8731	Commercial physical and biological research .....	3	(D)	(D)	(D)	BB
8732	Commercial economic, sociological, and educational research ..	1	(D)	(D)	(D)	AA
8734	Testing laboratories .....	6	(D)	(D)	(D)	BB
874	Management and public relations services .....	44	19 507	8 434	1 049	190
8741	Management services .....	16	13 208	5 545	581	118
8742	Management consulting services .....	17	2 968	1 300	195	30
8743	Public relations services .....	2	(D)	(D)	(D)	AA
8744	Facilities support management services .....	3	(D)	(D)	(D)	AA
8748	Business consulting services, n.e.c. .....	6	2 711	1 241	188	28
<b>89</b>	<b>Services, n.e.c. ....</b>	<b>5</b>	<b>(D)</b>	<b>(D)</b>	<b>(D)</b>	<b>AA</b>

**Table 7a. Summary Statistics for Firms Subject to Federal Income Tax for Metropolitan Areas: 1992—Con.**

[Includes only establishments with payroll. For meaning of abbreviations and symbols, see introductory text. For explanation of terms and comparability of 1987 and 1992 censuses, see appendix A. For definitions of CMSA's, MSA's, and PMSA's, see appendix D]

SIC code	Geographic area and kind of business or operation	Establishments (number)	Receipts (\$1,000)	Annual payroll (\$1,000)	First-quarter payroll (\$1,000)	Paid employees for pay period including March 12 (number)
<b>LYNCHBURG, VA MSA</b>						
	<b>Total</b> .....	<b>1 182</b>	<b>491 701</b>	<b>201 284</b>	<b>43 361</b>	<b>11 050</b>
<b>70 ex. 704</b>	<b>Hotels, rooming houses, camps, and other lodging places (except membership lodging)</b> .....	<b>28</b>	<b>20 473</b>	<b>5 260</b>	<b>1 194</b>	<b>566</b>
7011	Hotels and motels .....	24	20 273	5 212	1 184	561
7011 pt.	Hotels .....	8	11 423	2 876	678	306
7011 pt.	Motels, motor hotels, and tourist courts .....	16	8 850	2 336	506	255
702, 3	Other lodging places .....	4	200	48	10	5
<b>72</b>	<b>Personal services</b> .....	<b>174</b>	<b>33 520</b>	<b>11 736</b>	<b>2 704</b>	<b>969</b>
721	Laundry, cleaning, and garment services .....	51	13 363	4 093	954	357
7211	Power laundries, family and commercial* .....	1	(D)	(D)	(D)	AA
7213	Linen supply* .....	—	—	—	—	—
7215	Coin-operated laundries and drycleaning .....	18	1 237	213	56	32
7216	Drycleaning plants, except rug cleaning* .....	17	4 084	1 768	410	177
7217	Carpet and upholstery cleaning .....	6	(D)	(D)	(D)	AA
7218	Industrial laundriers* .....	2	(D)	(D)	(D)	BB
7212, 9	Other laundry, cleaning, and garment services* .....	7	(D)	(D)	(D)	BB
722	Photographic studios, portrait .....	10	1 219	286	66	32
723, 4	Beauty and barber shops .....	72	6 489	2 780	671	303
723	Beauty shops .....	72	6 489	2 780	671	303
724	Barber shops .....	—	—	—	—	—
725	Shoe repair shops and shoeshine parlors .....	2	(D)	(D)	(D)	AA
726	Funeral service and crematories .....	14	9 083	3 725	786	128
729	Miscellaneous personal services .....	25	(D)	(D)	(D)	CC
<b>73</b>	<b>Business services</b> .....	<b>184</b>	<b>103 993</b>	<b>39 385</b>	<b>8 179</b>	<b>3 618</b>
731	Advertising .....	10	1 353	578	137	35
732	Consumer credit reporting agencies, mercantile reporting agencies, and adjustment and collection agencies .....	3	(D)	(D)	(D)	BB
733	Mailing, reproduction, commercial art and photography, and stenographic services .....	27	33 844	8 740	1 813	562
734	Services to dwellings and other buildings .....	55	11 532	5 468	1 101	755
735	Miscellaneous equipment rental and leasing .....	15	7 704	1 589	386	94
736	Personnel supply services .....	17	11 046	8 103	1 447	1 213
737	Computer programming, data processing, and other computer related services .....	20	19 602	6 622	1 410	244
7371, 2, 3	Computer programming, prepackaged software, and integrated systems .....	10	4 183	2 319	364	58
7374, 5, 6	Data processing services .....	4	4 885	2 633	636	128
7377, 8, 9	Computer rental and leasing, maintenance, and related services, n.e.c. ....	6	10 534	1 670	410	58
738	Miscellaneous business services .....	37	(D)	(D)	(D)	FF
<b>75</b>	<b>Automotive repair, services, and parking</b> .....	<b>136</b>	<b>28 169</b>	<b>8 106</b>	<b>1 903</b>	<b>481</b>
751	Automotive rental and leasing, without drivers .....	3	(D)	(D)	(D)	BB
752	Automobile parking .....	5	(D)	(D)	(D)	AA
753	Automotive repair shops .....	114	23 504	7 019	1 637	375
7532	Top, body, and upholstery repair shops and paint shops .....	33	7 117	1 911	471	126
7538	General automotive repair shops .....	57	12 134	3 930	866	187
7533, 4, 6, 7, 9	Other automotive repair shops .....	24	4 253	1 178	300	62
754	Automotive services, except repair .....	14	2 247	641	154	69
<b>76</b>	<b>Miscellaneous repair services</b> .....	<b>55</b>	<b>16 686</b>	<b>4 587</b>	<b>1 032</b>	<b>273</b>
762	Electrical repair shops .....	16	3 984	1 369	354	91
7622	Radio and television repair shops .....	5	1 041	237	52	14
7623, 9	Other electrical and electronic repair shops .....	11	2 943	1 132	302	77
763	Watch, clock, and jewelry repair .....	—	—	—	—	—
764	Reupholstery and furniture repair .....	6	(D)	(D)	(D)	AA
769	Miscellaneous repair and related services .....	33	(D)	(D)	(D)	CC
<b>78, 79, 84</b>	<b>Amusement and recreation services, including motion pictures and museums</b> .....	<b>91</b>	<b>18 579</b>	<b>4 549</b>	<b>975</b>	<b>607</b>
781, 2	Motion picture production, distribution, and services .....	7	2 303	758	183	32
783	Motion picture theaters .....	4	3 340	569	144	84
784	Video tape rental .....	20	2 923	643	158	93
792	Theatrical producers (except motion picture), bands, orchestras, and entertainers .....	2	(D)	(D)	(D)	AA
793	Bowling centers .....	2	(D)	(D)	(D)	BB
79 ex. 792, 3, 84	Commercial sports and other amusement and recreation services, including museums .....	56	7 123	2 018	383	346
<b>80</b>	<b>Health services</b> .....	<b>257</b>	<b>146 208</b>	<b>75 466</b>	<b>14 688</b>	<b>2 566</b>
801	Offices and clinics of doctors of medicine .....	104	86 806	50 694	9 255	999
802	Offices and clinics of dentists .....	76	21 511	8 000	1 794	342
803	Offices and clinics of doctors of osteopathy .....	1	(D)	(D)	(D)	AA
804	Offices and clinics of other health practitioners .....	48	10 709	4 540	993	192
805	Nursing and personal care facilities .....	15	22 370	10 019	2 153	866
806	Hospitals .....	—	—	—	—	—
807, 8, 9	Other health services .....	13	(D)	(D)	(D)	CC
<b>81</b>	<b>Legal services</b> .....	<b>75</b>	<b>22 564</b>	<b>8 376</b>	<b>1 973</b>	<b>317</b>
<b>823, 4, 9</b>	<b>Selected educational services</b> .....	<b>7</b>	<b>11 154</b>	<b>5 057</b>	<b>1 258</b>	<b>223</b>

**Table 7a. Summary Statistics for Firms Subject to Federal Income Tax for Metropolitan Areas: 1992—Con.**

[Includes only establishments with payroll. For meaning of abbreviations and symbols, see introductory text. For explanation of terms and comparability of 1987 and 1992 censuses, see appendix A. For definitions of CMSA's, MSA's, and PMSA's, see appendix D]

SIC code	Geographic area and kind of business or operation	Establishments (number)	Receipts (\$1,000)	Annual payroll (\$1,000)	First-quarter payroll (\$1,000)	Paid employees for pay period including March 12 (number)
<b>LYNCHBURG, VA MSA—Con.</b>						
<b>83</b>	<b>Social services</b> .....	<b>47</b>	<b>(D)</b>	<b>(D)</b>	<b>(D)</b>	<b>CC</b>
835	Child day care services .....	25	(D)	(D)	(D)	CC
832, 3, 6, 9	Other social services .....	22	2 659	794	195	59
<b>87 ex. 8733</b>	<b>Engineering, accounting, research, management, and related services (except noncommercial research organizations)</b> .....	<b>121</b>	<b>74 217</b>	<b>34 270</b>	<b>8 392</b>	<b>1 131</b>
871	Engineering, architectural, and surveying services .....	46	35 931	13 287	3 055	458
872	Accounting, auditing, and bookkeeping services .....	47	11 770	5 482	1 272	236
873 ex. 8733	Research, development, and testing services (except noncommercial research organizations) .....	7	(D)	(D)	(D)	BB
874	Management and public relations services .....	21	(D)	(D)	(D)	EE
<b>89</b>	<b>Services, n.e.c.</b> .....	<b>7</b>	<b>(D)</b>	<b>(D)</b>	<b>(D)</b>	<b>BB</b>
<b>NORFOLK-VIRGINIA BEACH-NEWPORT NEWS, VA-NC MSA</b>						
	<b>Total</b> .....	<b>9 466</b>	<b>5 189 159</b>	<b>2 108 650</b>	<b>464 746</b>	<b>107 298</b>
<b>70 ex. 704</b>	<b>Hotels, rooming houses, camps, and other lodging places (except membership lodging)</b> .....	<b>368</b>	<b>465 731</b>	<b>125 620</b>	<b>25 159</b>	<b>10 757</b>
7011	Hotels and motels .....	325	453 656	122 338	24 540	10 517
7011 pt.	Hotels .....	88	294 123	83 568	17 200	6 934
7011 pt.	Hotels, 25 guestrooms or more .....	78	293 082	83 206	17 146	6 897
7011 pt.	Hotels, less than 25 guestrooms .....	10	1 041	362	54	37
7011 pt.	Motels, motor hotels, and tourist courts .....	237	159 533	38 770	7 340	3 583
7011 pt.	Motels, tourist courts .....	196	114 395	27 890	5 167	2 565
7011 pt.	Motor hotels .....	41	45 138	10 880	2 173	1 018
702, 3	Other lodging places .....	43	12 075	3 282	619	240
702	Rooming and boarding houses .....	5	909	425	103	25
703	Camps and recreational vehicle parks .....	38	11 166	2 857	516	215
<b>72</b>	<b>Personal services</b> .....	<b>1 335</b>	<b>260 712</b>	<b>94 799</b>	<b>22 979</b>	<b>9 596</b>
721	Laundry, cleaning, and garment services .....	367	96 208	34 547	8 215	2 992
7211	Power laundries, family and commercial* .....	13	3 092	1 131	245	139
7213	Linen supply* .....	8	17 679	6 121	1 224	325
7215	Coin-operated laundries and drycleaning .....	84	13 016	2 222	531	275
7216	Drycleaning plants, except rug cleaning* .....	136	30 829	12 319	2 971	1 269
7217	Carpet and upholstery cleaning .....	53	9 154	3 748	793	324
7218	Industrial launderers* .....	7	16 366	6 260	1 748	358
7212, 9	Other laundry, cleaning, and garment services* .....	66	6 072	2 746	703	302
7212	Garment pressing, and agents for laundries and drycleaners .....	27	2 977	1 270	329	142
7219	Laundry and garment services, n.e.c.* .....	39	3 095	1 476	374	160
722	Photographic studios, portrait .....	56	18 435	4 913	1 091	368
723, 4	Beauty and barber shops .....	668	71 350	33 967	8 047	3 399
723	Beauty shops .....	636	68 086	32 232	7 615	3 267
724	Barber shops .....	32	3 264	1 735	432	132
725	Shoe repair shops and shoeshine parlors .....	21	1 972	342	94	43
726	Funeral service and crematories .....	71	34 189	10 035	2 194	594
729	Miscellaneous personal services .....	152	38 558	10 995	3 338	2 200
7291	Tax return preparation services .....	52	11 408	3 944	1 702	1 473
7299	Miscellaneous personal services, n.e.c. .....	100	27 150	7 051	1 636	727
<b>73</b>	<b>Business services</b> .....	<b>1 564</b>	<b>969 570</b>	<b>416 015</b>	<b>94 836</b>	<b>25 975</b>
731	Advertising .....	74	39 614	14 977	3 694	697
7311	Advertising agencies .....	56	29 440	11 553	2 895	390
7312	Outdoor advertising services .....	4	(D)	(D)	(D)	BB
7313	Radio, television, publishers' advertising representatives .....	5	(D)	(D)	(D)	BB
7319	Advertising, n.e.c. .....	9	(D)	(D)	(D)	CC
732	Consumer credit reporting agencies, mercantile reporting agencies, and adjustment and collection agencies .....	35	11 277	4 451	1 016	226
7322	Adjustment and collection services .....	31	9 456	4 160	934	211
7323	Credit reporting services .....	4	1 821	291	82	15
733	Mailing, reproduction, commercial art and photography, and stenographic services .....	115	32 322	9 987	2 191	620
7331	Direct mail advertising services .....	11	10 708	3 100	690	148
7334	Photocopying and duplicating services .....	19	8 181	2 142	464	193
7335, 6	Commercial photography, art, and graphics .....	56	7 546	1 869	447	125
7335	Commercial photography .....	22	2 525	686	179	53
7336	Commercial art and graphic design .....	34	5 021	1 183	268	72
7338	Secretarial and court reporting services .....	29	5 887	2 876	590	154
734	Services to dwellings and other buildings .....	460	104 595	48 800	11 941	5 940
7342	Disinfecting and pest control services .....	82	33 526	12 894	2 777	700
7349	Building cleaning and maintenance services, n.e.c. .....	378	71 069	35 906	9 164	5 240
735	Miscellaneous equipment rental and leasing .....	141	85 556	23 439	4 925	927
7352	Medical equipment rental and leasing .....	11	9 944	2 565	529	92
7353	Heavy construction equipment rental and leasing .....	18	16 541	4 524	1 119	164
7359	Equipment rental and leasing, n.e.c. .....	112	59 071	16 350	3 277	671
736	Personnel supply services .....	138	148 949	97 902	20 813	7 910
7361	Employment agencies .....	56	14 600	6 453	1 543	289
7363	Help supply services .....	82	134 349	91 449	19 270	7 621
7363 pt.	Temporary help supply .....	71	123 521	83 541	17 570	7 237
7363 pt.	Help supply, except temporary .....	11	10 828	7 908	1 700	384

**Table 7a. Summary Statistics for Firms Subject to Federal Income Tax for Metropolitan Areas: 1992—Con.**

[Includes only establishments with payroll. For meaning of abbreviations and symbols, see introductory text. For explanation of terms and comparability of 1987 and 1992 censuses, see appendix A. For definitions of CMSA's, MSA's, and PMSA's, see appendix D]

SIC code	Geographic area and kind of business or operation	Establishments (number)	Receipts (\$1,000)	Annual payroll (\$1,000)	First-quarter payroll (\$1,000)	Paid employees for pay period including March 12 (number)
<b>NORFOLK-VIRGINIA BEACH-NEWPORT NEWS, VA-NC MSA—Con.</b>						
<b>73</b>	<b>Business services—Con.</b>					
737	Computer programming, data processing, and other computer related services -----	252	383 571	154 730	35 940	4 611
7371, 2, 3	Computer programming, prepackaged software, and integrated systems -----	161	268 590	115 065	26 832	3 372
7371	Computer programming services -----	118	185 127	83 082	20 712	2 259
7372	Prepackaged software -----	16	5 295	1 510	254	38
7373	Computer integrated systems -----	27	78 168	30 473	5 866	1 075
7374, 5, 6	Data processing services -----	32	47 068	19 324	3 793	619
7374, 5	Computer processing, information retrieval -----	30	(D)	(D)	(D)	FF
7376	Computer facilities management services -----	2	(D)	(D)	(D)	AA
7377, 8, 9	Computer rental and leasing, maintenance, and related services, n.e.c. -----	59	67 913	20 341	5 315	620
7377	Computer rental and leasing -----	1	(D)	(D)	(D)	AA
7378	Computer maintenance and repair -----	24	52 047	16 022	4 329	480
7379	Computer related services, n.e.c. -----	34	(D)	(D)	(D)	CC
738	Miscellaneous business services -----	349	163 686	61 729	14 316	5 044
7381, 2	Detective agencies and protective services -----	76	45 622	26 085	6 023	2 631
7381	Detective, guard, and armored car services -----	61	35 687	22 993	5 285	2 399
7382	Security systems services -----	15	9 935	3 092	738	232
7383	News syndicates -----	1	(D)	(D)	(D)	AA
7384	Photofinishing laboratories* -----	38	15 093	3 467	794	280
7389	Business services, n.e.c. -----	234	(D)	(D)	(D)	GG
7389 pt.	Sign painting shops -----	16	2 431	817	165	59
7389 pt.	Interior designing -----	26	4 556	932	218	58
7389 pt.	Telephone answering services -----	15	8 939	4 060	754	257
7389 pt.	Other business services -----	177	(D)	(D)	(D)	GG
<b>75</b>	<b>Automotive repair, services, and parking -----</b>	<b>885</b>	<b>321 728</b>	<b>79 664</b>	<b>18 514</b>	<b>4 466</b>
751	Automotive rental and leasing, without drivers -----	57	77 798	10 297	2 502	577
7513	Truck rental and leasing, without drivers -----	26	17 299	1 987	473	120
7514, 5	Passenger car rental and leasing -----	28	59 913	8 216	1 978	449
7514	Passenger car rental -----	27	(D)	(D)	(D)	EE
7515	Passenger car leasing -----	1	(D)	(D)	(D)	AA
7519	Utility trailer and recreational vehicle rental -----	3	586	94	51	8
752	Automobile parking -----	27	2 681	597	155	52
753	Automotive repair shops -----	686	215 203	61 306	14 258	3 210
7532	Top, body, and upholstery repair shops and paint shops -----	145	48 320	14 785	3 465	827
7532 pt.	Top and body repair shops -----	129	42 828	13 233	3 116	736
7532 pt.	Paint shops -----	16	5 492	1 552	349	91
7538	General automotive repair shops -----	356	106 262	29 227	6 773	1 526
7538 pt.	General automotive repair shops, except diesel -----	329	98 854	26 632	6 159	1 388
7538 pt.	Diesel repair shops -----	27	7 408	2 595	614	138
7533, 4, 6, 7, 9	Other automotive repair shops -----	185	60 621	17 294	4 020	857
7533	Automotive exhaust system repair shops -----	34	12 207	3 465	802	174
7534	Tire retreading and repair shops -----	5	2 059	484	126	21
7536	Automotive glass replacement shops -----	38	15 379	3 904	936	192
7537	Automotive transmission repair shops -----	39	9 484	3 309	777	157
7539	Automotive repair shops, n.e.c. -----	69	21 492	6 132	1 379	313
7539 pt.	Radiator repair -----	16	4 345	1 230	297	64
7539 pt.	Brake, front end, and wheel alignment -----	19	6 984	1 848	436	93
7539 pt.	Automotive electrical and fuel system services -----	24	7 159	2 089	473	119
7539 pt.	Other automotive repair shops, n.e.c. -----	10	3 004	965	173	37
754	Automotive services, except repair -----	115	26 046	7 464	1 599	627
7542	Carwashes -----	52	7 817	2 607	463	255
7549	Automotive services, except repair and carwashes -----	63	18 229	4 857	1 136	372
<b>76</b>	<b>Miscellaneous repair services -----</b>	<b>414</b>	<b>249 674</b>	<b>87 229</b>	<b>21 522</b>	<b>3 670</b>
762	Electrical repair shops -----	143	93 269	34 474	8 717	1 627
7622	Radio and television repair shops -----	47	12 183	4 611	1 048	255
7623, 9	Other electrical and electronic repair shops -----	96	81 086	29 863	7 669	1 372
7623	Refrigeration and air-conditioning service and repair shops -----	27	29 490	6 512	1 439	384
7629	Electrical and electronic repair shops, n.e.c. -----	69	51 596	23 351	6 230	988
763	Watch, clock, and jewelry repair -----	4	313	107	33	17
764	Reupholstery and furniture repair -----	50	6 563	2 270	494	149
769	Miscellaneous repair and related services -----	217	149 529	50 378	12 278	1 877
7692	Welding repair -----	27	5 272	2 044	473	102
7694	Armature rewinding shops -----	12	13 584	5 636	1 200	181
7699	Repair shops and related services, n.e.c. -----	178	130 673	42 698	10 605	1 594
<b>78, 79, 84</b>	<b>Amusement and recreation services, including motion pictures and museums -----</b>	<b>500</b>	<b>300 691</b>	<b>69 830</b>	<b>13 844</b>	<b>7 036</b>
781, 2	Motion picture production, distribution, and services -----	27	26 488	7 827	1 049	184
783	Motion picture theaters -----	31	36 272	4 008	943	605
7832	Motion picture theaters, except drive-in -----	31	36 272	4 008	943	605
7833	Drive-in motion picture theaters -----	-	-	-	-	-
784	Video tape rental -----	96	33 521	5 591	1 372	722
792	Theatrical producers (except motion picture), bands, orchestras, and entertainers -----	37	12 706	2 770	520	308
7922	Theatrical producers (except motion picture) and miscellaneous theatrical services -----	16	2 306	722	172	47
7929	Bands, orchestras, actors, and other entertainers and entertainment groups -----	21	10 400	2 048	348	261
793	Bowling centers -----	23	19 187	5 903	1 413	632

**SERVICE INDUSTRIES—GEOGRAPHIC AREA SERIES**

**VIRGINIA VA-73**

**Table 7a. Summary Statistics for Firms Subject to Federal Income Tax for Metropolitan Areas: 1992—Con.**

[Includes only establishments with payroll. For meaning of abbreviations and symbols, see introductory text. For explanation of terms and comparability of 1987 and 1992 censuses, see appendix A. For definitions of CMSA's, MSA's, and PMSA's, see appendix D]

SIC code	Geographic area and kind of business or operation	Establishments (number)	Receipts (\$1,000)	Annual payroll (\$1,000)	First-quarter payroll (\$1,000)	Paid employees for pay period including March 12 (number)
<b>NORFOLK-VIRGINIA BEACH-NEWPORT NEWS, VA-NC MSA—Con.</b>						
<b>78, 79, 84</b>	<b>Amusement and recreation services, including motion pictures and museums—Con.</b>					
79 ex. 792, 3, 84	Commercial sports and other amusement and recreation services, including museums -----	286	172 517	43 731	8 547	4 585
794	Commercial sports -----	6	3 902	1 052	195	33
7941	Professional sports clubs, managers, promoters -----	4	(D)	(D)	(D)	BB
7948	Racing, including track operation -----	2	(D)	(D)	(D)	AA
79 ex. 792, 3, 4, 84	Other amusement and recreation services, including museums -----	280	168 615	42 679	8 352	4 552
791	Dance studios, schools, and halls -----	42	3 594	1 080	268	158
7991	Physical fitness facilities -----	47	29 470	6 819	1 929	1 065
7992	Public golf courses -----	11	6 121	2 209	424	179
7993	Coin-operated amusement devices -----	28	14 257	3 733	881	267
7996	Amusement parks -----	3	(D)	(D)	(D)	GG
7997	Membership sports and recreation clubs -----	26	13 125	5 099	1 088	397
7999, 84	Amusement and recreation services, including museums, n.e.c. -----	123	(D)	(D)	(D)	FF
7999 pt.	Concession operators of amusement devices and rides -----	4	216	86	17	10
7999 pt.	Carnivals, circuses, and fairs -----	2	(D)	(D)	(D)	AA
7999 pt., 84	Other recreation and amusements, including museums -----	117	(D)	(D)	(D)	FF
<b>80</b>	<b>Health services -----</b>	<b>2 256</b>	<b>1 356 381</b>	<b>646 982</b>	<b>136 437</b>	<b>21 885</b>
801	Offices and clinics of doctors of medicine -----	1 123	761 376	407 287	81 887	8 250
8011 pt.	Offices of doctors of medicine -----	1 109	738 374	396 724	78 993	7 861
8011 pt.	General medical clinics -----	14	23 002	10 563	2 894	389
802	Offices and clinics of dentists -----	573	182 558	72 097	15 916	3 145
803	Offices and clinics of doctors of osteopathy -----	5	1 236	305	36	13
804	Offices and clinics of other health practitioners -----	341	89 681	34 076	7 330	1 369
8041	Offices and clinics of chiropractors -----	88	21 468	7 335	1 477	304
8042	Offices and clinics of optometrists -----	98	23 906	6 179	1 547	350
8043	Offices and clinics of podiatrists -----	36	9 532	4 352	786	148
8049	Offices and clinics of health practitioners, n.e.c. -----	119	34 775	16 210	3 520	567
805	Nursing and personal care facilities -----	50	110 545	54 501	13 320	4 048
8051	Skilled nursing care facilities -----	20	55 921	25 635	6 140	1 993
8052	Intermediate care facilities -----	16	50 837	26 697	6 846	1 877
8059	Nursing and personal care facilities, n.e.c. -----	14	3 787	2 169	334	178
806	Hospitals -----	7	65 949	25 987	6 001	1 441
8062	General medical and surgical hospitals -----	—	—	—	—	—
8063, 9	Specialty hospitals -----	7	65 949	25 987	6 001	1 441
807, 8, 9	Other health services -----	157	145 036	52 729	11 947	3 619
807	Medical and dental laboratories -----	59	32 241	11 378	2 366	432
8071	Medical laboratories -----	31	23 316	6 887	1 365	238
8072	Dental laboratories -----	28	8 925	4 491	1 001	194
808	Home health care services -----	42	42 963	24 900	5 804	2 468
809	Miscellaneous health and allied services, n.e.c. -----	56	69 832	16 451	3 777	719
8092	Kidney dialysis centers -----	5	11 142	3 033	591	130
8093	Specialty outpatient facilities, n.e.c. -----	31	49 056	11 098	2 641	403
8099	Health and allied services, n.e.c. -----	20	9 634	2 320	545	186
<b>81</b>	<b>Legal services -----</b>	<b>635</b>	<b>302 811</b>	<b>141 887</b>	<b>29 179</b>	<b>3 977</b>
<b>823, 4, 9</b>	<b>Selected educational services -----</b>	<b>76</b>	<b>44 071</b>	<b>14 763</b>	<b>3 596</b>	<b>893</b>
823	Libraries -----	—	—	—	—	—
824	Vocational schools -----	32	19 572	7 503	1 816	567
829	Schools and educational services, n.e.c. -----	44	24 499	7 260	1 780	326
<b>83</b>	<b>Social services -----</b>	<b>328</b>	<b>80 576</b>	<b>32 060</b>	<b>7 697</b>	<b>3 518</b>
835	Child day care services -----	205	37 629	16 911	4 039	2 242
832, 3, 6, 9	Other social services -----	123	42 947	15 149	3 658	1 276
<b>87 ex. 8733</b>	<b>Engineering, accounting, research, management, and related services (except noncommercial research organizations) -----</b>	<b>1 048</b>	<b>816 812</b>	<b>393 317</b>	<b>89 638</b>	<b>15 269</b>
871	Engineering, architectural, and surveying services -----	365	436 046	209 888	48 232	6 830
8711	Engineering services -----	228	378 060	185 805	42 515	5 926
8712	Architectural services -----	84	42 558	16 610	3 918	549
8713	Surveying services -----	53	15 428	7 473	1 799	355
872	Accounting, auditing, and bookkeeping services -----	346	120 756	58 403	14 464	2 802
873 ex. 8733	Research, development, and testing services (except noncommercial research organizations) -----	63	78 523	40 869	7 992	2 274
8731	Commercial physical and biological research -----	22	38 333	24 178	4 376	630
8732	Commercial economic, sociological, and educational research -----	15	21 811	7 990	1 870	1 335
8734	Testing laboratories -----	26	18 379	8 701	1 746	309
874	Management and public relations services -----	274	181 487	84 157	18 950	3 363
8741	Management services -----	86	66 655	30 735	6 022	1 223
8742	Management consulting services -----	115	44 259	20 473	4 609	978
8743	Public relations services -----	9	775	424	103	18
8744	Facilities support management services -----	27	60 077	27 616	6 958	967
8748	Business consulting services, n.e.c. -----	37	9 721	4 909	1 258	177
<b>89</b>	<b>Services, n.e.c. -----</b>	<b>57</b>	<b>20 402</b>	<b>6 484</b>	<b>1 345</b>	<b>256</b>

VA-74 VIRGINIA

SERVICE INDUSTRIES—GEOGRAPHIC AREA SERIES

**Table 7a. Summary Statistics for Firms Subject to Federal Income Tax for Metropolitan Areas: 1992—Con.**

[Includes only establishments with payroll. For meaning of abbreviations and symbols, see introductory text. For explanation of terms and comparability of 1987 and 1992 censuses, see appendix A. For definitions of CMSA's, MSA's, and PMSA's, see appendix D]

SIC code	Geographic area and kind of business or operation	Establishments (number)	Receipts (\$1,000)	Annual payroll (\$1,000)	First-quarter payroll (\$1,000)	Paid employees for pay period including March 12 (number)
<b>RICHMOND-PETERSBURG, VA MSA</b>						
	<b>Total</b> .....	<b>6 937</b>	<b>4 577 735</b>	<b>1 817 177</b>	<b>409 279</b>	<b>83 591</b>
<b>70 ex. 704</b>	<b>Hotels, rooming houses, camps, and other lodging places (except membership lodging)</b> .....	<b>133</b>	<b>164 020</b>	<b>46 608</b>	<b>11 392</b>	<b>4 547</b>
7011	Hotels and motels .....	115	160 478	45 805	11 244	4 459
7011 pt.	Hotels .....	35	112 172	33 963	8 548	3 177
7011 pt.	Hotels, 25 guestrooms or more .....	30	111 471	33 827	8 536	3 165
7011 pt.	Hotels, less than 25 guestrooms .....	5	701	136	12	12
7011 pt.	Motels, motor hotels, and tourist courts .....	80	48 306	11 842	2 696	1 282
7011 pt.	Motels, tourist courts .....	68	37 013	8 522	1 873	946
7011 pt.	Motor hotels .....	12	11 293	3 320	823	336
702, 3	Other lodging places .....	18	3 542	803	148	88
702	Rooming and boarding houses .....	6	(D)	(D)	(D)	BB
703	Camps and recreational vehicle parks .....	12	(D)	(D)	(D)	BB
<b>72</b>	<b>Personal services</b> .....	<b>819</b>	<b>210 095</b>	<b>78 454</b>	<b>18 491</b>	<b>6 137</b>
721	Laundry, cleaning, and garment services .....	226	86 966	33 484	8 098	2 399
7211	Power laundries, family and commercial* .....	2	(D)	(D)	(D)	BB
7213	Linen supply* .....	6	22 101	8 741	2 183	505
7215	Coin-operated laundries and drycleaning .....	41	6 633	1 289	327	138
7216	Drycleaning plants, except rug cleaning* .....	102	28 139	12 326	2 974	1 042
7217	Carpet and upholstery cleaning .....	28	4 068	1 745	357	150
7218	Industrial laundries* .....	7	18 661	6 943	1 749	368
7212, 9	Other laundry, cleaning, and garment services* .....	40	(D)	(D)	(D)	CC
7212	Garment pressing, and agents for laundries and drycleaners .....	17	4 250	1 381	265	108
7219	Laundry and garment services, n.e.c.* .....	23	(D)	(D)	(D)	BB
722	Photographic studios, portrait .....	44	12 408	3 772	779	250
723, 4	Beauty and barber shops .....	400	53 994	27 357	6 253	2 174
723	Beauty shops .....	378	51 389	26 091	5 959	2 110
724	Barber shops .....	22	2 605	1 266	294	64
725	Shoe repair shops and shoeshine parlors .....	17	1 732	403	95	41
726	Funeral service and crematories .....	37	33 877	8 016	1 736	354
729	Miscellaneous personal services .....	95	21 118	5 422	1 530	919
7291	Tax return preparation services .....	29	6 478	2 490	814	579
7299	Miscellaneous personal services, n.e.c. .....	66	14 640	2 932	716	340
<b>73</b>	<b>Business services</b> .....	<b>1 311</b>	<b>923 378</b>	<b>418 684</b>	<b>94 699</b>	<b>24 851</b>
731	Advertising .....	95	81 606	35 323	7 748	947
7311	Advertising agencies .....	81	69 548	30 632	6 636	836
7312	Outdoor advertising services .....	5	4 978	1 092	325	50
7313	Radio, television, publishers' advertising representatives .....	5	(D)	(D)	(D)	BB
7319	Advertising, n.e.c. .....	4	(D)	(D)	(D)	BB
732	Consumer credit reporting agencies, mercantile reporting agencies, and adjustment and collection agencies .....	28	35 486	8 393	1 886	376
7322	Adjustment and collection services .....	20	10 947	5 017	1 100	238
7323	Credit reporting services .....	8	24 539	3 376	786	138
733	Mailing, reproduction, commercial art and photography, and stenographic services .....	141	55 782	17 987	4 076	882
7331	Direct mail advertising services .....	21	24 685	8 296	1 918	365
7334	Photocopying and duplicating services .....	27	10 303	3 241	759	198
7335, 6	Commercial photography, art, and graphics .....	67	14 556	4 170	910	182
7335	Commercial photography .....	12	2 175	608	160	32
7336	Commercial art and graphic design .....	55	12 381	3 562	750	150
7338	Secretarial and court reporting services .....	26	6 238	2 280	489	137
734	Services to dwellings and other buildings .....	279	120 085	55 441	12 648	5 914
7342	Disinfecting and pest control services .....	36	20 179	7 625	1 675	398
7349	Building cleaning and maintenance services, n.e.c. .....	243	99 906	47 816	10 973	5 516
735	Miscellaneous equipment rental and leasing .....	101	67 061	16 619	3 960	759
7352	Medical equipment rental and leasing .....	12	5 776	1 663	397	94
7353	Heavy construction equipment rental and leasing .....	17	20 482	3 741	969	171
7359	Equipment rental and leasing, n.e.c. .....	72	40 803	11 215	2 594	494
736	Personnel supply services .....	124	150 240	114 934	24 968	8 649
7361	Employment agencies .....	49	10 913	6 081	822	202
7363	Help supply services .....	75	139 327	108 853	24 146	8 447
7363 pt.	Temporary help supply .....	66	100 404	75 457	16 278	6 690
7363 pt.	Help supply, except temporary .....	9	38 923	33 396	7 868	1 757
737	Computer programming, data processing, and other computer related services .....	258	267 277	107 141	24 243	3 125
7371, 2, 3	Computer programming, prepackaged software, and integrated systems .....	132	112 671	49 303	10 976	1 274
7371	Computer programming services .....	81	53 814	30 407	6 569	761
7372	Prepackaged software .....	28	29 013	10 045	2 271	252
7373	Computer integrated systems .....	23	29 844	8 851	2 136	261
7374, 5, 6	Data processing services .....	49	108 917	38 462	8 382	1 179
7374, 5	Computer processing, information retrieval .....	44	101 828	35 896	7 877	1 084
7376	Computer facilities management services .....	5	7 089	2 566	505	95
7377, 8, 9	Computer rental and leasing, maintenance, and related services, n.e.c. .....	77	45 689	19 376	4 885	672
7377	Computer rental and leasing .....	1	(D)	(D)	(D)	AA
7378	Computer maintenance and repair .....	39	28 177	8 978	2 182	308
7379	Computer related services, n.e.c. .....	37	(D)	(D)	(D)	EE

**Table 7a. Summary Statistics for Firms Subject to Federal Income Tax for Metropolitan Areas: 1992—Con.**

[Includes only establishments with payroll. For meaning of abbreviations and symbols, see introductory text. For explanation of terms and comparability of 1987 and 1992 censuses, see appendix A. For definitions of CMSA's, MSA's, and PMSA's, see appendix D]

SIC code	Geographic area and kind of business or operation	Establishments (number)	Receipts (\$1,000)	Annual payroll (\$1,000)	First-quarter payroll (\$1,000)	Paid employees for pay period including March 12 (number)
<b>RICHMOND-PETERSBURG, VA MSA—Con.</b>						
<b>73</b>	<b>Business services—Con.</b>					
738	Miscellaneous business services .....	285	145 841	62 846	15 170	4 199
7381, 2	Detective agencies and protective services .....	54	53 043	28 385	7 014	2 155
7381	Detective, guard, and armored car services .....	40	30 871	20 416	4 886	1 809
7382	Security systems services .....	14	22 172	7 969	2 128	346
7383	News syndicates .....	3	(D)	(D)	(D)	BB
7384	Photofinishing laboratories* .....	33	7 862	2 199	514	152
7389	Business services, n.e.c. ....	195	(D)	(D)	(D)	GG
7389 pt.	Sign painting shops .....	15	4 115	1 757	387	80
7389 pt.	Interior designing .....	22	4 585	1 320	307	63
7389 pt.	Telephone answering services .....	10	5 336	2 218	571	143
7389 pt.	Other business services .....	148	(D)	(D)	(D)	GG
<b>75</b>	<b>Automotive repair, services, and parking .....</b>	<b>733</b>	<b>290 594</b>	<b>67 679</b>	<b>16 138</b>	<b>3 715</b>
751	Automotive rental and leasing, without drivers .....	48	92 979	12 236	3 135	571
7513	Truck rental and leasing, without drivers .....	20	54 571	6 878	1 693	306
7514, 5	Passenger car rental and leasing .....	28	38 408	5 358	1 442	265
7514	Passenger car rental .....	20	32 033	5 016	1 348	245
7515	Passenger car leasing .....	8	6 375	342	94	20
7519	Utility trailer and recreational vehicle rental .....	—	—	—	—	—
752	Automobile parking .....	92	16 106	1 700	438	252
753	Automotive repair shops .....	504	159 927	45 867	10 779	2 242
7532	Top, body, and upholstery repair shops and paint shops .....	105	36 167	10 653	2 653	518
7532 pt.	Top and body repair shops .....	93	34 025	10 167	2 545	494
7532 pt.	Paint shops .....	12	2 142	486	108	24
7538	General automotive repair shops .....	268	74 659	21 390	4 819	1 032
7538 pt.	General automotive repair shops, except diesel .....	246	67 118	19 059	4 323	926
7538 pt.	Diesel repair shops .....	22	7 541	2 331	496	106
7533, 4, 6, 7, 9	Other automotive repair shops .....	131	49 101	13 824	3 307	692
7533	Automotive exhaust system repair shops .....	24	7 144	2 010	498	93
7534	Tire retreading and repair shops .....	7	6 048	1 239	273	84
7536	Automotive glass replacement shops .....	31	9 932	2 616	606	131
7537	Automotive transmission repair shops .....	25	6 969	2 465	597	112
7539	Automotive repair shops, n.e.c. ....	44	19 008	5 494	1 333	272
7539 pt.	Radiator repair .....	10	(D)	(D)	(D)	BB
7539 pt.	Brake, front end, and wheel alignment .....	16	5 562	1 793	425	75
7539 pt.	Automotive electrical and fuel system services .....	14	7 976	2 576	630	126
7539 pt.	Other automotive repair shops, n.e.c. ....	4	(D)	(D)	(D)	BB
754	Automotive services, except repair .....	89	21 582	7 876	1 786	650
7542	Carwashes .....	27	8 608	3 844	857	388
7549	Automotive services, except repair and carwashes .....	62	12 974	4 032	929	262
<b>76</b>	<b>Miscellaneous repair services .....</b>	<b>281</b>	<b>174 788</b>	<b>48 736</b>	<b>11 680</b>	<b>1 917</b>
762	Electrical repair shops .....	81	46 087	17 746	4 322	749
7622	Radio and television repair shops .....	29	15 125	6 135	1 431	218
7623, 9	Other electrical and electronic repair shops .....	52	30 962	11 611	2 891	531
7623	Refrigeration and air-conditioning service and repair shops .....	12	15 279	4 316	1 016	149
7629	Electrical and electronic repair shops, n.e.c. ....	40	15 683	7 295	1 875	382
763	Watch, clock, and jewelry repair .....	5	687	224	61	10
764	Reupholstery and furniture repair .....	32	4 455	1 650	408	104
769	Miscellaneous repair and related services .....	163	123 559	29 116	6 889	1 054
7692	Welding repair .....	12	2 936	976	229	53
7694	Armature rewinding shops .....	10	17 676	5 253	1 410	184
7699	Repair shops and related services, n.e.c. ....	141	102 947	22 887	5 250	817
<b>78, 79, 84</b>	<b>Amusement and recreation services, including motion pictures and museums .....</b>	<b>341</b>	<b>223 989</b>	<b>53 546</b>	<b>10 357</b>	<b>4 752</b>
781, 2	Motion picture production, distribution, and services .....	27	35 618	4 918	1 237	192
783	Motion picture theaters .....	18	19 281	2 520	555	370
7832	Motion picture theaters, except drive-in .....	18	19 281	2 520	555	370
7833	Drive-in motion picture theaters .....	—	—	—	—	—
784	Video tape rental .....	83	19 732	4 230	1 050	544
792	Theatrical producers (except motion picture), bands, orchestras, and entertainers .....	17	(D)	(D)	(D)	CC
7922	Theatrical producers (except motion picture) and miscellaneous theatrical services .....	9	(D)	(D)	(D)	CC
7929	Bands, orchestras, actors, and other entertainers and entertainment groups .....	8	(D)	(D)	(D)	BB
793	Bowling centers .....	15	(D)	(D)	(D)	EE
79 ex. 792, 3, 84	Commercial sports and other amusement and recreation services, including museums .....	181	132 579	37 577	6 492	3 155
794	Commercial sports .....	14	14 974	3 994	690	94
7941	Professional sports clubs, managers, promoters .....	8	(D)	(D)	(D)	BB
7948	Racing, including track operation .....	6	(D)	(D)	(D)	BB
79 ex. 792, 3, 4, 84	Other amusement and recreation services, including museums .....	167	117 605	33 583	5 802	3 061
791	Dance studios, schools, and halls .....	23	2 127	759	169	113
7991	Physical fitness facilities .....	27	11 454	3 294	919	615
7992	Public golf courses .....	10	8 703	2 758	515	166
7993	Coin-operated amusement devices .....	12	2 349	590	190	64
7996	Amusement parks .....	2	(D)	(D)	(D)	GG
7997	Membership sports and recreation clubs .....	27	10 455	3 518	740	350
7999, 84	Amusement and recreation services, including museums, n.e.c. ....	66	(D)	(D)	(D)	EE
7999 pt.	Concession operators of amusement devices and rides .....	2	(D)	(D)	(D)	AA
7999 pt.	Carnivals, circuses, and fairs .....	1	(D)	(D)	(D)	AA
7999 pt., 84	Other recreation and amusements, including museums .....	63	(D)	(D)	(D)	EE

**Table 7a. Summary Statistics for Firms Subject to Federal Income Tax for Metropolitan Areas: 1992—Con.**

[Includes only establishments with payroll. For meaning of abbreviations and symbols, see introductory text. For explanation of terms and comparability of 1987 and 1992 censuses, see appendix A. For definitions of CMSA's, MSA's, and PMSA's, see appendix D]

SIC code	Geographic area and kind of business or operation	Establishments (number)	Receipts (\$1,000)	Annual payroll (\$1,000)	First-quarter payroll (\$1,000)	Paid employees for pay period including March 12 (number)
<b>RICHMOND-PETERSBURG, VA MSA—Con.</b>						
<b>80</b>	<b>Health services</b> .....	<b>1 599</b>	<b>1 565 223</b>	<b>661 428</b>	<b>146 320</b>	<b>22 221</b>
801	Offices and clinics of doctors of medicine .....	773	609 911	331 569	70 401	6 404
8011 pt.	Offices of doctors of medicine .....	761	578 311	323 775	68 671	5 935
8011 pt.	General medical clinics .....	12	31 600	7 794	1 730	469
802	Offices and clinics of dentists .....	425	132 627	51 142	11 496	2 109
803	Offices and clinics of doctors of osteopathy .....	5	2 194	1 458	366	28
804	Offices and clinics of other health practitioners .....	204	46 593	15 782	3 559	736
8041	Offices and clinics of chiropractors .....	37	7 382	1 802	407	96
8042	Offices and clinics of optometrists .....	64	17 006	4 527	998	270
8043	Offices and clinics of podiatrists .....	28	6 341	2 288	531	94
8049	Offices and clinics of health practitioners, n.e.c. ....	75	15 864	7 165	1 623	276
805	Nursing and personal care facilities .....	36	80 780	37 756	9 079	2 907
8051	Skilled nursing care facilities .....	19	60 765	29 128	7 053	2 193
8052	Intermediate care facilities .....	8	15 293	7 060	1 674	565
8059	Nursing and personal care facilities, n.e.c. ....	9	4 722	1 568	352	149
806	Hospitals .....	11	570 326	175 432	40 593	6 896
8062	General medical and surgical hospitals .....	6	509 773	156 593	36 027	6 012
8063, 9	Specialty hospitals .....	5	60 553	18 839	4 566	884
807, 8, 9	Other health services .....	145	122 792	48 289	10 826	3 141
807	Medical and dental laboratories .....	48	38 361	12 215	2 829	663
8071	Medical laboratories .....	25	33 381	9 788	2 262	547
8072	Dental laboratories .....	23	4 980	2 427	567	116
808	Home health care services .....	44	39 706	22 270	4 863	1 949
809	Miscellaneous health and allied services, n.e.c. ....	53	44 725	13 804	3 134	529
8092	Kidney dialysis centers .....	6	(D)	(D)	(D)	CC
8093	Specialty outpatient facilities, n.e.c. ....	25	12 715	5 245	1 140	119
8099	Health and allied services, n.e.c. ....	22	(D)	(D)	(D)	EE
<b>81</b>	<b>Legal services</b> .....	<b>514</b>	<b>387 686</b>	<b>167 509</b>	<b>42 024</b>	<b>4 328</b>
<b>823, 4, 9</b>	<b>Selected educational services</b> .....	<b>58</b>	<b>12 682</b>	<b>4 423</b>	<b>978</b>	<b>338</b>
823	Libraries .....	1	(D)	(D)	(D)	AA
824	Vocational schools .....	17	8 003	2 879	643	158
829	Schools and educational services, n.e.c. ....	40	(D)	(D)	(D)	CC
<b>83</b>	<b>Social services</b> .....	<b>244</b>	<b>70 261</b>	<b>29 383</b>	<b>6 976</b>	<b>2 941</b>
835	Child day care services .....	137	31 962	14 326	3 370	1 736
832, 3, 6, 9	Other social services .....	107	38 299	15 057	3 606	1 205
<b>87 ex. 8733</b>	<b>Engineering, accounting, research, management, and related services (except noncommercial research organizations)</b> .....	<b>850</b>	<b>500 486</b>	<b>230 205</b>	<b>48 216</b>	<b>7 565</b>
871	Engineering, architectural, and surveying services .....	237	156 047	71 006	15 752	2 158
8711	Engineering services .....	136	106 213	48 702	10 891	1 381
8712	Architectural services .....	71	38 260	16 050	3 474	510
8713	Surveying services .....	30	11 574	6 254	1 387	267
872	Accounting, auditing, and bookkeeping services .....	282	136 106	54 967	13 102	1 956
873 ex. 8733	Research, development, and testing services (except noncommercial research organizations) .....	42	35 156	13 494	3 302	582
8731	Commercial physical and biological research .....	7	(D)	(D)	(D)	BB
8732	Commercial economic, sociological, and educational research .....	21	13 310	5 412	1 319	322
8734	Testing laboratories .....	14	(D)	(D)	(D)	CC
874	Management and public relations services .....	289	173 177	90 738	16 060	2 869
8741	Management services .....	70	105 615	61 195	9 518	1 955
8742	Management consulting services .....	147	44 737	19 898	4 425	525
8743	Public relations services .....	16	(D)	(D)	(D)	BB
8744	Facilities support management services .....	3	(D)	(D)	(D)	BB
8748	Business consulting services, n.e.c. ....	53	17 436	7 716	1 735	321
<b>89</b>	<b>Services, n.e.c.</b> .....	<b>54</b>	<b>54 533</b>	<b>10 522</b>	<b>2 008</b>	<b>279</b>
<b>ROANOKE, VA MSA</b>						
	<b>Total</b> .....	<b>1 839</b>	<b>977 877</b>	<b>403 749</b>	<b>91 372</b>	<b>20 646</b>
<b>70 ex. 704</b>	<b>Hotels, rooming houses, camps, and other lodging places (except membership lodging)</b> .....	<b>51</b>	<b>(D)</b>	<b>(D)</b>	<b>(D)</b>	<b>GG</b>
7011	Hotels and motels .....	49	46 610	13 060	2 920	1 196
7011 pt.	Hotels .....	9	22 881	7 348	1 673	607
7011 pt.	Motels, motor hotels, and tourist courts .....	40	23 729	5 712	1 247	589
702, 3	Other lodging places .....	2	(D)	(D)	(D)	AA



**Table 7a. Summary Statistics for Firms Subject to Federal Income Tax for Metropolitan Areas: 1992 — Con.**

[Includes only establishments with payroll. For meaning of abbreviations and symbols, see introductory text. For explanation of terms and comparability of 1987 and 1992 censuses, see appendix A. For definitions of CMSA's, MSA's, and PMSA's, see appendix D]

SIC code	Geographic area and kind of business or operation	Establishments (number)	Receipts (\$1,000)	Annual payroll (\$1,000)	First-quarter payroll (\$1,000)	Paid employees for pay period including March 12 (number)
<b>ROANOKE, VA MSA — Con.</b>						
<b>72</b>	<b>Personal services -----</b>	<b>230</b>	<b>53 865</b>	<b>22 082</b>	<b>5 289</b>	<b>1 731</b>
721	Laundry, cleaning, and garment services -----	55	24 767	10 489	2 398	719
7211	Power laundries, family and commercial* -----	—	—	—	—	—
7213	Linen supply* -----	3	(D)	(D)	(D)	CC
7215	Coin-operated laundries and drycleaning -----	9	1 293	372	79	40
7216	Drycleaning plants, except rug cleaning* -----	30	8 717	3 910	811	325
7217	Carpet and upholstery cleaning -----	8	488	130	25	9
7218	Industrial launderers* -----	2	(D)	(D)	(D)	CC
7212, 9	Other laundry, cleaning, and garment services* -----	3	(D)	(D)	(D)	AA
722	Photographic studios, portrait -----	11	2 624	803	183	51
723, 4	Beauty and barber shops -----	114	11 860	5 685	1 346	510
723	Beauty shops -----	109	11 399	5 426	1 275	494
724	Barber shops -----	5	461	259	71	16
725	Shoe repair shops and shoeshine parlors -----	3	308	89	19	9
726	Funeral service and crematories -----	14	9 356	3 264	847	170
729	Miscellaneous personal services -----	33	4 950	1 752	496	272
<b>73</b>	<b>Business services -----</b>	<b>322</b>	<b>167 072</b>	<b>69 667</b>	<b>16 167</b>	<b>5 694</b>
731	Advertising -----	24	8 927	2 985	724	120
732	Consumer credit reporting agencies, mercantile reporting agencies, and adjustment and collection agencies -----	8	6 043	2 425	578	124
733	Mailing, reproduction, commercial art and photography, and stenographic services -----	22	8 450	3 253	799	140
734	Services to dwellings and other buildings -----	74	14 435	7 346	1 650	929
735	Miscellaneous equipment rental and leasing -----	32	40 972	6 434	1 621	313
736	Personnel supply services -----	29	32 617	23 691	5 245	2 127
737	Computer programming, data processing, and other computer related services -----	46	10 359	4 009	919	166
7371, 2, 3	Computer programming, prepackaged software, and integrated systems -----	20	5 020	1 898	392	58
7374, 5, 6	Data processing services -----	9	(D)	(D)	(D)	BB
7377, 8, 9	Computer rental and leasing, maintenance, and related services, n.e.c. -----	17	(D)	(D)	(D)	BB
738	Miscellaneous business services -----	87	45 269	19 524	4 631	1 775
<b>75</b>	<b>Automotive repair, services, and parking -----</b>	<b>250</b>	<b>61 248</b>	<b>16 036</b>	<b>3 664</b>	<b>991</b>
751	Automotive rental and leasing, without drivers -----	16	10 762	1 560	322	109
752	Automobile parking -----	40	2 617	453	97	42
753	Automotive repair shops -----	167	43 560	12 773	2 951	716
7532	Top, body, and upholstery repair shops and paint shops -----	42	12 179	3 778	867	212
7538	General automotive repair shops -----	80	18 623	5 175	1 202	288
7533, 4, 6, 7, 9	Other automotive repair shops -----	45	12 758	3 820	882	216
754	Automotive services, except repair -----	27	4 309	1 250	294	124
<b>76</b>	<b>Miscellaneous repair services -----</b>	<b>89</b>	<b>30 550</b>	<b>9 418</b>	<b>2 153</b>	<b>459</b>
762	Electrical repair shops -----	24	8 347	2 886	655	137
7622	Radio and television repair shops -----	5	485	182	48	15
7623, 9	Other electrical and electronic repair shops -----	19	7 862	2 704	607	122
763	Watch, clock, and jewelry repair -----	2	(D)	(D)	(D)	AA
764	Reupholstery and furniture repair -----	8	920	325	84	23
769	Miscellaneous repair and related services -----	55	(D)	(D)	(D)	EE
<b>78, 79, 84</b>	<b>Amusement and recreation services, including motion pictures and museums -----</b>	<b>93</b>	<b>30 999</b>	<b>7 474</b>	<b>1 710</b>	<b>911</b>
781, 2	Motion picture production, distribution, and services -----	3	(D)	(D)	(D)	AA
783	Motion picture theaters -----	5	4 179	624	143	81
784	Video tape rental -----	17	4 407	628	156	85
792	Theatrical producers (except motion picture), bands, orchestras, and entertainers -----	1	(D)	(D)	(D)	AA
793	Bowling centers -----	6	2 928	873	218	121
79 ex. 792, 3, 84	Commercial sports and other amusement and recreation services, including museums -----	61	19 244	5 273	1 175	618
<b>80</b>	<b>Health services -----</b>	<b>387</b>	<b>402 557</b>	<b>187 303</b>	<b>41 646</b>	<b>6 338</b>
801	Offices and clinics of doctors of medicine -----	161	190 864	117 574	23 732	2 236
802	Offices and clinics of dentists -----	107	32 724	13 454	2 570	521
803	Offices and clinics of doctors of osteopathy -----	2	(D)	(D)	(D)	AA
804	Offices and clinics of other health practitioners -----	60	15 751	6 872	1 674	327
805	Nursing and personal care facilities -----	10	27 658	12 547	2 745	925
806	Hospitals -----	3	(D)	(D)	(D)	GG
807, 8, 9	Other health services -----	44	(D)	(D)	(D)	FF
<b>81</b>	<b>Legal services -----</b>	<b>125</b>	<b>70 492</b>	<b>25 955</b>	<b>5 865</b>	<b>888</b>
<b>823, 4, 9</b>	<b>Selected educational services -----</b>	<b>10</b>	<b>2 610</b>	<b>842</b>	<b>184</b>	<b>47</b>
<b>83</b>	<b>Social services -----</b>	<b>75</b>	<b>21 836</b>	<b>9 252</b>	<b>2 079</b>	<b>895</b>
835	Child day care services -----	37	7 269	3 402	742	424
832, 3, 6, 9	Other social services -----	38	14 567	5 850	1 337	471

**Table 7a. Summary Statistics for Firms Subject to Federal Income Tax for Metropolitan Areas: 1992 — Con.**

[Includes only establishments with payroll. For meaning of abbreviations and symbols, see introductory text. For explanation of terms and comparability of 1987 and 1992 censuses, see appendix A. For definitions of CMSA's, MSA's, and PMSA's, see appendix D]

SIC code	Geographic area and kind of business or operation	Establishments (number)	Receipts (\$1,000)	Annual payroll (\$1,000)	First-quarter payroll (\$1,000)	Paid employees for pay period including March 12 (number)
<b>ROANOKE, VA MSA — Con.</b>						
<b>87 ex. 8733</b>	<b>Engineering, accounting, research, management, and related services (except noncommercial research organizations) -----</b>	<b>202</b>	<b>89 497</b>	<b>42 553</b>	<b>9 673</b>	<b>1 485</b>
871	Engineering, architectural, and surveying services -----	64	48 220	23 596	5 705	747
872	Accounting, auditing, and bookkeeping services -----	74	21 340	10 139	1 999	367
873 ex. 8733	Research, development, and testing services (except noncommercial research organizations) -----	11	5 185	2 261	586	142
874	Management and public relations services -----	53	14 752	6 557	1 383	229
<b>89</b>	<b>Services, n.e.c. -----</b>	<b>5</b>	<b>(D)</b>	<b>(D)</b>	<b>(D)</b>	<b>AA</b>
<b>WASHINGTON-BALTIMORE, DC-MD-VA-WV CMSA</b>						
<b>Total -----</b>		<b>58 300</b>	<b>56 122 575</b>	<b>21 980 420</b>	<b>5 043 293</b>	<b>750 541</b>
<b>70 ex. 704</b>	<b>Hotels, rooming houses, camps, and other lodging places (except membership lodging) -----</b>	<b>716</b>	<b>2 238 239</b>	<b>672 079</b>	<b>155 990</b>	<b>43 594</b>
7011	Hotels and motels -----	644	2 215 280	666 260	155 057	43 257
7011 pt.	Hotels -----	318	(D)	(D)	(D)	KK
7011 pt.	Hotels, 25 guestrooms or more -----	282	1 963 333	597 347	139 070	37 066
7011 pt.	Hotels, less than 25 guestrooms -----	36	(D)	(D)	(D)	CC
7011 pt.	Motels, motor hotels, and tourist courts -----	326	(D)	(D)	(D)	II
7011 pt.	Motels, tourist courts -----	262	186 906	49 849	11 597	4 595
7011 pt.	Motor hotels -----	64	(D)	(D)	(D)	GG
702, 3	Other lodging places -----	72	22 959	5 819	933	337
702	Rooming and boarding houses -----	22	(D)	(D)	(D)	CC
703	Camps and recreational vehicle parks -----	50	(D)	(D)	(D)	CC
7032	Sporting and recreational camps -----	24	(D)	(D)	(D)	BB
7033	Recreational vehicle parks and campsites -----	26	(D)	(D)	(D)	CC
<b>72</b>	<b>Personal services -----</b>	<b>5 483</b>	<b>1 415 841</b>	<b>517 085</b>	<b>122 711</b>	<b>40 883</b>
721	Laundry, cleaning, and garment services -----	1 732	528 901	165 194	39 745	12 064
7211	Power laundries, family and commercial* -----	49	(D)	(D)	(D)	FF
7213	Linen supply* -----	24	(D)	(D)	(D)	GG
7215	Coin-operated laundries and drycleaning -----	329	93 771	15 686	3 891	1 279
7215 pt.	Coin-operated laundries and drycleaning stores -----	311	(D)	(D)	(D)	GG
7215 pt.	Coin-operated laundry routes -----	18	(D)	(D)	(D)	CC
7216	Drycleaning plants, except rug cleaning* -----	828	187 774	66 054	15 607	5 339
7217	Carpet and upholstery cleaning -----	211	(D)	(D)	(D)	GG
7218	Industrial launderers* -----	30	(D)	(D)	(D)	GG
7212, 9	Other laundry, cleaning, and garment services* -----	261	(D)	(D)	(D)	FF
7212	Garment pressing, and agents for laundries and drycleaners -----	162	(D)	(D)	(D)	FF
7219	Laundry and garment services, n.e.c.* -----	99	(D)	(D)	(D)	EE
722	Photographic studios, portrait -----	238	68 395	19 762	3 679	1 428
723, 4	Beauty and barber shops -----	2 561	452 658	221 044	51 707	17 330
723	Beauty shops -----	2 422	(D)	(D)	(D)	JJ
724	Barber shops -----	139	(D)	(D)	(D)	FF
725	Shoe repair shops and shoeshine parlors -----	87	(D)	(D)	(D)	EE
726	Funeral service and crematories -----	222	(D)	(D)	(D)	GG
729	Miscellaneous personal services -----	643	205 488	62 518	16 471	7 767
7291	Tax return preparation services -----	170	35 707	15 820	5 611	3 724
7299	Miscellaneous personal services, n.e.c. -----	473	169 781	46 698	10 860	4 043
7299 pt.	Massage parlors, tanning salons, and saunas -----	114	(D)	(D)	(D)	FF
7299 pt.	Other personal services -----	359	(D)	(D)	(D)	HH
7299 pt.	Diet and weight reducing services -----	121	(D)	(D)	(D)	GG
7299 pt.	Formal wear rental -----	69	(D)	(D)	(D)	EE
7299 pt.	Other personal services, n.e.c. -----	169	78 513	24 757	5 326	1 707
<b>73</b>	<b>Business services -----</b>	<b>11 834</b>	<b>17 502 147</b>	<b>6 511 835</b>	<b>1 542 447</b>	<b>250 704</b>
731	Advertising -----	486	(D)	(D)	(D)	HH
7311	Advertising agencies -----	371	(D)	(D)	(D)	HH
7312	Outdoor advertising services -----	27	(D)	(D)	(D)	CC
7313	Radio, television, publishers' advertising representatives -----	38	(D)	(D)	(D)	CC
7313 pt.	Radio, television advertising representatives -----	10	(D)	(D)	(D)	BB
7313 pt.	Publishers' advertising representatives -----	28	(D)	(D)	(D)	CC
7319	Advertising, n.e.c. -----	50	(D)	(D)	(D)	FF
732	Consumer credit reporting agencies, mercantile reporting agencies, and adjustment and collection agencies -----	180	(D)	(D)	(D)	HH
7322	Adjustment and collection services -----	135	96 782	44 305	10 578	2 042
7323	Credit reporting services -----	45	(D)	(D)	(D)	FF
733	Mailing, reproduction, commercial art and photography, and stenographic services -----	1 282	759 236	258 279	60 167	11 649
7331	Direct mail advertising services -----	245	(D)	(D)	(D)	II
7331 pt.	Mailing list compilers, brokers, and managers -----	59	(D)	(D)	(D)	EE
7331 pt.	Direct mail advertising services, except mailing list services -----	186	(D)	(D)	(D)	HH
7334	Photocopying and duplicating services -----	208	(D)	(D)	(D)	HH
7334 pt.	Blueprinting and photocopying services -----	197	118 023	43 445	10 508	2 405
7334 pt.	Duplicating services, except printing and photocopying -----	11	(D)	(D)	(D)	BB
7335, 6	Commercial photography, art, and graphics -----	649	(D)	(D)	(D)	GG
7335	Commercial photography -----	120	(D)	(D)	(D)	EE
7336	Commercial art and graphic design -----	529	(D)	(D)	(D)	GG
7336 pt.	Commercial art -----	66	(D)	(D)	(D)	CC
7336 pt.	Graphic arts and related design -----	463	170 696	54 212	12 312	1 817
7338	Secretarial and court reporting services -----	180	(D)	(D)	(D)	GG
734	Services to dwellings and other buildings -----	2 095	901 733	484 491	111 993	47 365
7342	Disinfecting and pest control services -----	221	122 784	51 806	11 071	2 155
7349	Building cleaning and maintenance services, n.e.c. -----	1 874	778 949	432 685	100 922	45 210

# Table 7a. Summary Statistics for Firms Subject to Federal Income Tax for Metropolitan Areas: 1992 – Con.

[Includes only establishments with payroll. For meaning of abbreviations and symbols, see introductory text. For explanation of terms and comparability of 1987 and 1992 censuses, see appendix A. For definitions of CMSA's, MSA's, and PMSA's, see appendix D]

SIC code	Geographic area and kind of business or operation	Establishments (number)	Receipts (\$1,000)	Annual payroll (\$1,000)	First-quarter payroll (\$1,000)	Paid employees for pay period including March 12 (number)
<b>WASHINGTON-BALTIMORE, DC-MD-VA-WV CMSA—Con.</b>						
<b>73</b>	<b>Business services—Con.</b>					
735	Miscellaneous equipment rental and leasing .....	628	805 122	153 006	34 590	5 641
7352	Medical equipment rental and leasing .....	50	(D)	(D)	(D)	FF
7353	Heavy construction equipment rental and leasing .....	129	(D)	(D)	(D)	GG
7353 pt.	Rental and leasing of heavy construction equipment without operators .....	68	(D)	(D)	(D)	FF
7353 pt.	Rental and leasing of heavy construction equipment with operators .....	61	(D)	(D)	(D)	FF
7359	Equipment rental and leasing, n.e.c. ....	449	592 768	89 516	20 254	3 624
7359 pt.	Equipment rental .....	376	(D)	(D)	(D)	HH
7359 pt.	Rent-to-own .....	63	(D)	(D)	(D)	EE
7359 pt.	Equipment rental, except rent-to-own .....	313	265 611	66 249	14 919	2 736
7359 pt.	Equipment leasing, except finance leasing .....	73	(D)	(D)	(D)	FF
736	Personnel supply services .....	1 048	(D)	(D)	(D)	KK
7361	Employment agencies .....	441	(D)	(D)	(D)	HH
7363	Help supply services .....	607	(D)	(D)	(D)	KK
7363 pt.	Temporary help supply .....	540	(D)	(D)	(D)	KK
7363 pt.	Help supply, except temporary .....	67	(D)	(D)	(D)	HH
7363 pt.	Employee leasing .....	34	(D)	(D)	(D)	GG
7363 pt.	Other help supply services .....	33	(D)	(D)	(D)	GG
737	Computer programming, data processing, and other computer related services .....	3 612	11 551 592	4 021 679	966 469	94 541
7371, 2, 3	Computer programming, prepackaged software, and integrated systems .....	2 119	7 840 229	2 752 944	659 828	60 872
7371	Computer programming services .....	1 481	3 653 743	1 722 572	416 043	39 535
7372	Prepackaged software .....	325	(D)	(D)	(D)	HH
7373	Computer integrated systems .....	313	(D)	(D)	(D)	JJ
7374, 5, 6	Data processing services .....	474	(D)	(D)	(D)	JJ
7374, 5	Computer processing, information retrieval .....	411	(D)	(D)	(D)	JJ
7374	Computer processing and data preparation and processing services .....	340	(D)	(D)	(D)	JJ
7375	Information retrieval services .....	71	264 529	70 485	17 658	1 922
7376	Computer facilities management services .....	63	350 639	128 065	31 176	3 493
7377, 8, 9	Computer rental and leasing, maintenance, and related services, n.e.c. ....	1 019	(D)	(D)	(D)	JJ
7377	Computer rental and leasing .....	41	(D)	(D)	(D)	CC
7378	Computer maintenance and repair .....	252	(D)	(D)	(D)	HH
7379	Computer related services, n.e.c. ....	726	(D)	(D)	(D)	JJ
7379 pt.	Computer consultants .....	631	947 592	440 348	103 477	10 449
7379 pt.	Miscellaneous computer services, n.e.c. ....	95	(D)	(D)	(D)	FF
738	Miscellaneous business services .....	2 503	1 981 332	769 755	180 427	41 124
7381, 2	Detective agencies and protective services .....	482	567 674	322 653	77 805	21 051
7381	Detective, guard, and armored car services .....	360	410 172	264 204	63 172	18 842
7381 pt.	Detective agencies and guard services .....	348	(D)	(D)	(D)	JJ
7381 pt.	Armored car services .....	12	(D)	(D)	(D)	FF
7382	Security systems services .....	122	157 502	58 449	14 633	2 209
7383	News syndicates .....	61	(D)	(D)	(D)	GG
7384	Photofinishing laboratories* .....	249	(D)	(D)	(D)	HH
7384 pt.	Photofinishing laboratories, except "one-hour" (mini) labs* .....	121	(D)	(D)	(D)	GG
7384 pt.	One-hour (mini) photofinishing* .....	128	(D)	(D)	(D)	FF
7389	Business services, n.e.c. ....	1 711	(D)	(D)	(D)	JJ
7389 pt.	Sign painting shops .....	73	(D)	(D)	(D)	EE
7389 pt.	Interior designing .....	258	(D)	(D)	(D)	GG
7389 pt.	Telephone answering services .....	74	(D)	(D)	(D)	FF
7389 pt.	Other business services .....	1 306	983 533	293 434	65 498	13 766
7389 pt.	Water softening and conditioning services .....	23	(D)	(D)	(D)	CC
7389 pt.	Packaging and labeling services .....	34	(D)	(D)	(D)	EE
7389 pt.	Trading stamp services .....	4	(D)	(D)	(D)	BB
7389 pt.	Miscellaneous business services .....	1 245	(D)	(D)	(D)	JJ
7389 pt.	Convention and trade show services .....	118	(D)	(D)	(D)	GG
7389 pt.	Private mail centers .....	88	34 827	8 611	2 060	459
7389 pt.	Miscellaneous business services, n.e.c. ....	1 039	732 856	224 452	50 281	10 983
<b>75</b>	<b>Automotive repair, services, and parking .....</b>	<b>4 326</b>	<b>2 229 572</b>	<b>539 296</b>	<b>127 573</b>	<b>25 467</b>
751	Automotive rental and leasing, without drivers .....	251	(D)	(D)	(D)	HH
7513	Truck rental and leasing, without drivers .....	70	(D)	(D)	(D)	FF
7513 pt.	Truck rental, without drivers .....	43	107 665	13 587	3 498	587
7513 pt.	Truck leasing, except finance leasing .....	27	(D)	(D)	(D)	EE
7514, 5	Passenger car rental and leasing .....	173	(D)	(D)	(D)	HH
7514	Passenger car rental .....	145	387 683	62 539	14 424	2 997
7515	Passenger car leasing .....	28	(D)	(D)	(D)	EE
7519	Utility trailer and recreational vehicle rental .....	8	(D)	(D)	(D)	CC
752	Automobile parking .....	679	(D)	(D)	(D)	HH
7521 pt.	Parking lots .....	240	(D)	(D)	(D)	GG
7521 pt.	Parking structures .....	439	199 929	29 073	6 760	1 921
753	Automotive repair shops .....	2 880	1 163 233	346 626	81 636	14 125
7532	Top, body, and upholstery repair shops and paint shops .....	709	331 226	107 986	26 037	4 180
7532 pt.	Top and body repair shops .....	668	316 675	102 821	24 892	3 965
7532 pt.	Paint shops .....	41	14 551	5 165	1 145	215
7538	General automotive repair shops .....	1 579	577 666	166 498	38 243	6 912
7538 pt.	General automotive repair shops, except diesel .....	1 479	544 639	156 962	35 875	6 500
7538 pt.	Diesel repair shops .....	100	33 027	9 536	2 368	412
7533, 4, 6, 7, 9	Other automotive repair shops .....	592	254 341	72 142	17 356	3 033
7533	Automotive exhaust system repair shops .....	115	61 457	16 140	3 830	669
7534	Tire retreading and repair shops .....	22	14 282	3 023	668	125
7536	Automotive glass replacement shops .....	163	67 957	17 222	4 317	747
7537	Automotive transmission repair shops .....	129	(D)	(D)	(D)	FF

VA-80 VIRGINIA

SERVICE INDUSTRIES—GEOGRAPHIC AREA SERIES

**Table 7a. Summary Statistics for Firms Subject to Federal Income Tax for Metropolitan Areas: 1992 — Con.**

[Includes only establishments with payroll. For meaning of abbreviations and symbols, see introductory text. For explanation of terms and comparability of 1987 and 1992 censuses, see appendix A. For definitions of CMSA's, MSA's, and PMSA's, see appendix D]

SIC code	Geographic area and kind of business or operation	Establishments (number)	Receipts (\$1,000)	Annual payroll (\$1,000)	First-quarter payroll (\$1,000)	Paid employees for pay period including March 12 (number)
	<b>WASHINGTON-BALTIMORE, DC-MD-VA-WV CMSA—Con.</b>					
<b>75</b>	<b>Automotive repair, services, and parking —Con.</b>					
753	Automotive repair shops —Con.					
7533, 4, 6, 7, 9	Other automotive repair shops —Con.					
7539	Automotive repair shops, n.e.c. -----	163	(D)	(D)	(D)	FF
7539 pt.	Radiator repair -----	43	(D)	(D)	(D)	CC
7539 pt.	Brake, front end, and wheel alignment -----	41	22 894	7 348	1 755	293
7539 pt.	Automotive electrical and fuel system services -----	59	(D)	(D)	(D)	EE
7539 pt.	Carburetor repair shops -----	31	11 362	3 698	855	181
7539 pt.	Automotive electrical repair shops -----	28	(D)	(D)	(D)	CC
7539 pt.	Other automotive repair shops, n.e.c. -----	20	(D)	(D)	(D)	BB
754	Automotive services, except repair -----	516	168 227	52 480	12 618	3 796
7542	Carwashes -----	219	58 619	20 605	5 250	1 842
7549	Automotive services, except repair and carwashes -----	297	109 608	31 875	7 368	1 954
7549 pt.	Lubrication shops -----	108	(D)	(D)	(D)	GG
7549 pt.	Other automotive services -----	189	(D)	(D)	(D)	FF
7549 pt.	Towing services -----	147	37 261	13 614	3 280	715
7549 pt.	Other automotive services, n.e.c. -----	42	(D)	(D)	(D)	CC
<b>76</b>	<b>Miscellaneous repair services -----</b>	<b>1 782</b>	<b>750 352</b>	<b>252 317</b>	<b>60 206</b>	<b>10 527</b>
762	Electrical repair shops -----	570	341 826	122 119	29 104	4 827
7622	Radio and television repair shops -----	170	53 307	21 724	5 219	954
7623, 9	Other electrical and electronic repair shops -----	400	288 519	100 395	23 885	3 873
7623	Refrigeration and air-conditioning service and repair shops -----	105	(D)	(D)	(D)	FF
7629	Electrical and electronic repair shops, n.e.c. -----	295	(D)	(D)	(D)	HH
763	Watch, clock, and jewelry repair -----	57	(D)	(D)	(D)	CC
764	Reupholstery and furniture repair -----	217	(D)	(D)	(D)	FF
769	Miscellaneous repair and related services -----	938	360 168	114 342	27 300	4 674
7692	Welding repair -----	90	21 591	7 170	1 754	393
7694	Armature rewinding shops -----	25	(D)	(D)	(D)	CC
7699	Repair shops and related services, n.e.c. -----	823	(D)	(D)	(D)	HH
7699 pt.	Farm machinery and equipment repair -----	19	(D)	(D)	(D)	BB
7699 pt.	Lawnmower and other small gasoline engine repair -----	56	(D)	(D)	(D)	CC
7699 pt.	Sewer and septic tank cleaning services -----	62	(D)	(D)	(D)	EE
7699 pt.	Other repair and related services, n.e.c. -----	686	285 861	90 736	21 632	3 546
<b>78, 79, 84</b>	<b>Amusement and recreation services, including motion pictures and museums -----</b>	<b>2 947</b>	<b>1 925 928</b>	<b>565 228</b>	<b>132 141</b>	<b>34 393</b>
781, 2	Motion picture production, distribution, and services -----	399	(D)	(D)	(D)	HH
7812 pt.	Motion picture production, except for television -----	157	(D)	(D)	(D)	FF
7812 pt.	Motion picture and tape production for television -----	89	(D)	(D)	(D)	EE
7819	Services allied to motion picture production -----	102	86 058	29 766	6 686	930
7822 pt.	Motion picture film and tape distributors -----	38	(D)	(D)	(D)	EE
7822 pt.	Motion picture film exchanges -----	26	(D)	(D)	(D)	CC
7822 pt.	Video tape wholesalers -----	12	(D)	(D)	(D)	CC
7822 pt.	Film and tape distribution for television -----	9	12 049	4 349	981	89
7829	Services allied to motion picture distribution -----	4	(D)	(D)	(D)	AA
783	Motion picture theaters -----	154	(D)	(D)	(D)	HH
7832	Motion picture theaters, except drive-in -----	153	(D)	(D)	(D)	HH
7833	Drive-in motion picture theaters -----	1	(D)	(D)	(D)	AA
784	Video tape rental -----	633	178 375	34 813	9 128	4 487
792	Theatrical producers (except motion picture), bands, orchestras, and entertainers -----	198	(D)	(D)	(D)	HH
7922	Theatrical producers (except motion picture) and miscellaneous theatrical services -----	95	(D)	(D)	(D)	GG
7922 pt.	Producers of live theatrical productions -----	20	19 973	5 725	1 682	628
7922 pt.	Producers of radio and television shows, except tape producers -----	8	12 997	6 288	720	84
7922 pt.	Artists' and entertainers' managers or agents, concert bureaus, booking agents -----	41	22 996	5 804	1 341	194
7922 pt.	Other theatrical services -----	26	(D)	(D)	(D)	EE
7929	Bands, orchestras, actors, and other entertainers and entertainment groups -----	103	(D)	(D)	(D)	GG
7929 pt.	Dance groups and artists -----	1	(D)	(D)	(D)	AA
7929 pt.	Symphony orchestras, opera companies, and chamber music organizations -----	3	(D)	(D)	(D)	CC
7929 pt.	Other music and entertainment presentations -----	99	(D)	(D)	(D)	GG
7929 pt.	Other music groups and artists -----	42	(D)	(D)	(D)	EE
7929 pt.	Other entertainers and entertainment groups -----	57	(D)	(D)	(D)	FF
793	Bowling centers -----	114	(D)	(D)	(D)	HH
79 ex. 792, 3, 84	Commercial sports and other amusement and recreation services, including museums -----	1 449	920 361	340 873	78 384	18 921
794	Commercial sports -----	119	(D)	(D)	(D)	HH
7941	Professional sports clubs, managers, promoters -----	30	(D)	(D)	(D)	GG
7941 pt.	Baseball clubs -----	5	(D)	(D)	(D)	EE
7941 pt.	Football clubs -----	1	(D)	(D)	(D)	EE
7941 pt.	Other professional sports clubs -----	5	24 341	32 026	9 419	260
7941 pt.	Managers and promoters -----	19	(D)	(D)	(D)	FF
7948	Racing, including track operation -----	89	(D)	(D)	(D)	GG
7948 pt.	Auto racetrack operation -----	7	(D)	(D)	(D)	BB
7948 pt.	Horse racetrack operation -----	5	78 946	28 354	6 821	1 531
7948 pt.	Dog racetrack operation -----	—	—	—	—	—
7948 pt.	Racing stables and racing, n.e.c. -----	77	(D)	(D)	(D)	FF

**Table 7a. Summary Statistics for Firms Subject to Federal Income Tax for Metropolitan Areas: 1992—Con.**

[Includes only establishments with payroll. For meaning of abbreviations and symbols, see introductory text. For explanation of terms and comparability of 1987 and 1992 censuses, see appendix A. For definitions of CMSA's, MSA's, and PMSA's, see appendix D]

SIC code	Geographic area and kind of business or operation	Establishments (number)	Receipts (\$1,000)	Annual payroll (\$1,000)	First-quarter payroll (\$1,000)	Paid employees for pay period including March 12 (number)
	<b>WASHINGTON-BALTIMORE, DC-MD-VA-WV CMSA—Con.</b>					
<b>78, 79, 84</b>	<b>Amusement and recreation services, including motion pictures and museums—Con.</b>					
79 ex. 792, 3; 84	Commercial sports and other amusement and recreation services, including museums—Con.					
79 ex. 792, 3, 4; 84	Other amusement and recreation services, including museums ----	1 330	(D)	(D)	(D)	JJ
791	Dance studios, schools, and halls -----	134	23 946	7 512	1 972	792
7991	Physical fitness facilities -----	302	(D)	(D)	(D)	HH
7991 pt.	Physical fitness centers, except gymnasiums and athletic clubs -----	255	(D)	(D)	(D)	HH
7991 pt.	Gymnasiums and athletic clubs -----	47	(D)	(D)	(D)	GG
7992	Public golf courses -----	40	(D)	(D)	(D)	FF
7993	Coin-operated amusement devices -----	111	(D)	(D)	(D)	FF
7996	Amusement parks -----	4	(D)	(D)	(D)	BB
7997	Membership sports and recreation clubs -----	189	(D)	(D)	(D)	HH
7999, 84	Amusement and recreation services, including museums, n.e.c. -----	550	(D)	(D)	(D)	HH
7999 pt.	Concession operators of amusement devices and rides -----	11	(D)	(D)	(D)	BB
7999 pt.	Carnivals, circuses, and fairs -----	19	(D)	(D)	(D)	EE
7999 pt.	Carnivals and circuses -----	12	(D)	(D)	(D)	EE
7999 pt.	Fairs -----	7	3 838	599	76	16
7999 pt., 84	Other recreation and amusements, including museums -----	520	192 876	44 717	8 920	4 067
84	Museums, art galleries, and botanical and zoological gardens -----	6	(D)	(D)	(D)	BB
841	Museums and art galleries -----	4	478	157	33	44
842	Arboreta and botanical or zoological gardens -----	2	(D)	(D)	(D)	AA
7999 pt.	Roller skating rinks -----	25	7 554	1 769	486	354
7999 pt.	Ice skating rinks -----	8	(D)	(D)	(D)	CC
7999 pt.	Other amusement and recreation services, n.e.c. -----	481	179 082	41 110	7 968	3 428
<b>80</b>	<b>Health services -----</b>	<b>12 935</b>	<b>8 085 957</b>	<b>3 586 644</b>	<b>780 943</b>	<b>110 051</b>
801	Offices and clinics of doctors of medicine -----	6 712	4 271 900	2 045 435	423 116	41 107
8011 pt.	Offices of doctors of medicine -----	6 569	(D)	(D)	(D)	KK
8011 pt.	General medical clinics -----	143	(D)	(D)	(D)	HH
802	Offices and clinics of dentists -----	3 187	1 088 141	431 727	95 646	16 195
8021 pt.	Offices of dentists -----	3 173	(D)	(D)	(D)	JJ
8021 pt.	Dental clinics -----	14	(D)	(D)	(D)	BB
803	Offices and clinics of doctors of osteopathy -----	28	(D)	(D)	(D)	CC
8031 pt.	Offices of osteopathic physicians -----	26	9 494	3 807	790	101
8031 pt.	Osteopathic clinics -----	2	(D)	(D)	(D)	AA
804	Offices and clinics of other health practitioners -----	1 773	546 991	216 524	46 917	8 188
8041	Offices and clinics of chiropractors -----	343	108 488	34 840	7 739	1 459
8042	Offices and clinics of optometrists -----	356	(D)	(D)	(D)	GG
8043	Offices and clinics of podiatrists -----	296	79 177	31 024	6 711	1 075
8049	Offices and clinics of health practitioners, n.e.c. -----	778	(D)	(D)	(D)	HH
805	Nursing and personal care facilities -----	262	772 022	363 622	88 623	22 359
8051	Skilled nursing care facilities -----	151	(D)	(D)	(D)	JJ
8052	Intermediate care facilities -----	84	128 615	63 285	16 041	4 169
8059	Nursing and personal care facilities, n.e.c. -----	27	(D)	(D)	(D)	FF
806	Hospitals -----	15	(D)	(D)	(D)	HH
8062	General medical and surgical hospitals -----	3	(D)	(D)	(D)	GG
8063, 9	Specialty hospitals -----	12	(D)	(D)	(D)	GG
8063	Psychiatric hospitals -----	7	(D)	(D)	(D)	GG
8069	Specialty hospitals, except psychiatric -----	5	(D)	(D)	(D)	EE
807, 8, 9	Other health services -----	958	1 099 238	415 237	98 354	17 315
807	Medical and dental laboratories -----	409	502 039	193 878	46 308	7 058
8071	Medical laboratories -----	249	(D)	(D)	(D)	II
8072	Dental laboratories -----	160	(D)	(D)	(D)	FF
808	Home health care services -----	169	(D)	(D)	(D)	II
809	Miscellaneous health and allied services, n.e.c. -----	380	(D)	(D)	(D)	HH
8092	Kidney dialysis centers -----	58	95 079	26 152	6 039	987
8093	Specialty outpatient facilities, n.e.c. -----	200	(D)	(D)	(D)	GG
8099	Health and allied services, n.e.c. -----	122	(D)	(D)	(D)	GG
<b>81</b>	<b>Legal services -----</b>	<b>5 261</b>	<b>6 686 214</b>	<b>2 493 678</b>	<b>555 572</b>	<b>50 318</b>
<b>823, 4, 9</b>	<b>Selected educational services -----</b>	<b>542</b>	<b>(D)</b>	<b>(D)</b>	<b>(D)</b>	<b>II</b>
823	Libraries -----	13	(D)	(D)	(D)	AA
824	Vocational schools -----	167	(D)	(D)	(D)	GG
8243	Data processing schools -----	96	97 617	30 815	6 770	937
8244	Business and secretarial schools -----	24	(D)	(D)	(D)	FF
8249	Vocational schools, n.e.c. -----	47	(D)	(D)	(D)	FF
829	Schools and educational services, n.e.c. -----	362	(D)	(D)	(D)	HH
<b>83</b>	<b>Social services -----</b>	<b>1 421</b>	<b>417 638</b>	<b>176 987</b>	<b>40 649</b>	<b>13 667</b>
835	Child day care services -----	883	189 284	88 186	20 824	8 882
832, 3, 6, 9	Other social services -----	538	228 354	88 801	19 825	4 785
832	Individual and family social services -----	209	66 182	28 088	6 032	1 177
833	Job training and vocational rehabilitation services -----	75	(D)	(D)	(D)	FF
836	Residential care -----	162	81 068	30 492	7 008	2 162
839	Social services, n.e.c. -----	92	(D)	(D)	(D)	FF

**Table 7a. Summary Statistics for Firms Subject to Federal Income Tax for Metropolitan Areas: 1992 — Con.**

[Includes only establishments with payroll. For meaning of abbreviations and symbols, see introductory text. For explanation of terms and comparability of 1987 and 1992 censuses, see appendix A. For definitions of CMSA's, MSA's, and PMSA's, see appendix D]

SIC code	Geographic area and kind of business or operation	Establishments (number)	Receipts (\$1,000)	Annual payroll (\$1,000)	First-quarter payroll (\$1,000)	Paid employees for pay period including March 12 (number)
<b>WASHINGTON-BALTIMORE, DC-MD-VA-WV CMSA—Con.</b>						
<b>87 ex. 8733</b>	<b>Engineering, accounting, research, management, and related services (except noncommercial research organizations) -----</b>	<b>10 303</b>	<b>13 833 804</b>	<b>6 268 292</b>	<b>1 434 055</b>	<b>158 869</b>
871	Engineering, architectural, and surveying services -----	2 874	6 307 059	2 987 706	702 237	72 483
8711	Engineering services -----	2 009	5 728 837	2 747 044	646 124	65 633
8712	Architectural services -----	655	488 813	189 731	44 574	5 092
8713	Surveying services -----	210	89 409	50 931	11 539	1 758
872	Accounting, auditing, and bookkeeping services -----	2 196	(D)	(D)	(D)	JJ
873 ex. 8733	Research, development, and testing services (except noncommercial research organizations) -----	775	(D)	(D)	(D)	JJ
8731	Commercial physical and biological research -----	296	(D)	(D)	(D)	II
8731 pt.	Commercial physical research -----	201	671 783	279 141	66 053	6 407
8731 pt.	Commercial medical and biological research -----	95	(D)	(D)	(D)	HH
8732	Commercial economic, sociological, and educational research -----	349	(D)	(D)	(D)	II
8734	Testing laboratories -----	130	(D)	(D)	(D)	GG
874	Management and public relations services -----	4 458	4 709 406	2 086 602	464 803	51 556
8741	Management services -----	834	(D)	(D)	(D)	JJ
8742	Management consulting services -----	2 265	(D)	(D)	(D)	JJ
8743	Public relations services -----	399	(D)	(D)	(D)	HH
8744	Facilities support management services -----	105	(D)	(D)	(D)	II
8748	Business consulting services, n.e.c. -----	855	(D)	(D)	(D)	II
<b>89</b>	<b>Services, n.e.c. -----</b>	<b>750</b>	<b>(D)</b>	<b>(D)</b>	<b>(D)</b>	<b>II</b>
8999 pt.	Scientific and related consulting services, except environmental -----	218	(D)	(D)	(D)	GG
8999 pt.	Other services -----	532	(D)	(D)	(D)	HH
8999 pt.	Environmental consulting -----	225	(D)	(D)	(D)	HH
8999 pt.	Authors, composers, and other arts-related services -----	140	(D)	(D)	(D)	EE
8999 pt.	Other services, n.e.c. -----	167	34 294	12 539	2 775	459
<b>Baltimore, MD PMSA</b>						
<b>Total -----</b>		<b>17 840</b>	<b>12 038 635</b>	<b>4 861 262</b>	<b>1 104 516</b>	<b>201 810</b>
(See appropriate State for SIC detail.)						
<b>Hagerstown, MD PMSA</b>						
<b>Total -----</b>		<b>675</b>	<b>288 956</b>	<b>115 817</b>	<b>25 430</b>	<b>5 846</b>
(See appropriate State for SIC detail.)						
<b>Washington, DC-MD-VA-WV PMSA</b>						
<b>Total -----</b>		<b>39 785</b>	<b>43 794 984</b>	<b>17 003 341</b>	<b>3 913 347</b>	<b>542 885</b>
<b>70 ex. 704</b>	<b>Hotels, rooming houses, camps, and other lodging places (except membership lodging) -----</b>	<b>508</b>	<b>1 855 005</b>	<b>556 432</b>	<b>130 533</b>	<b>34 346</b>
7011	Hotels and motels -----	457	1 838 255	552 173	129 738	34 085
7011 pt.	Hotels -----	227	1 663 382	504 774	118 475	29 936
7011 pt.	Hotels, 25 guestrooms or more -----	200	1 659 660	503 836	118 335	29 845
7011 pt.	Hotels, less than 25 guestrooms -----	27	3 722	938	140	91
7011 pt.	Motels, motor hotels, and tourist courts -----	230	174 873	47 399	11 263	4 149
7011 pt.	Motels, tourist courts -----	174	119 534	30 856	7 355	2 869
7011 pt.	Motor hotels -----	56	55 339	16 543	3 908	1 280
702, 3	Other lodging places -----	51	16 750	4 259	795	261
702	Rooming and boarding houses -----	17	4 622	1 383	299	120
703	Camps and recreational vehicle parks -----	34	12 128	2 876	496	141
7032	Sporting and recreational camps -----	17	4 849	1 359	208	45
7033	Recreational vehicle parks and campsites -----	17	7 279	1 517	288	96
<b>72</b>	<b>Personal services -----</b>	<b>3 504</b>	<b>943 078</b>	<b>346 929</b>	<b>82 538</b>	<b>25 945</b>
721	Laundry, cleaning, and garment services -----	1 164	360 811	113 301	27 474	7 821
7211	Power laundries, family and commercial* -----	32	14 618	6 145	1 406	409
7213	Linen supply* -----	12	33 757	13 432	3 132	714
7215	Coin-operated laundries and drycleaning -----	186	67 440	11 823	2 851	815
7215 pt.	Coin-operated laundries and drycleaning stores -----	173	28 084	7 298	1 778	631
7215 pt.	Coin-operated laundry routes -----	13	39 356	4 525	1 073	184
7216	Drycleaning plants, except rug cleaning* -----	605	140 637	48 856	11 578	3 747
7217	Carpet and upholstery cleaning -----	131	31 125	10 794	2 553	850
7218	Industrial launderers* -----	19	46 510	15 049	4 181	715
7212, 9	Other laundry, cleaning, and garment services* -----	179	26 724	7 202	1 773	571
7212	Garment pressing, and agents for laundries and drycleaners -----	116	15 462	3 457	863	297
7219	Laundry and garment services, n.e.c.* -----	63	11 262	3 745	910	274
722	Photographic studios, portrait -----	134	33 453	7 928	1 848	732
723, 4	Beauty and barber shops -----	1 628	312 597	153 459	35 684	11 347
723	Beauty shops -----	1 528	299 306	146 707	34 174	11 009
724	Barber shops -----	100	13 291	6 752	1 510	338
725	Shoe repair shops and shoeshine parlors -----	63	10 176	3 694	869	241
726	Funeral service and crematories -----	116	80 806	25 107	5 664	1 042

**SERVICE INDUSTRIES—GEOGRAPHIC AREA SERIES**

**VIRGINIA VA-83**

**Table 7a. Summary Statistics for Firms Subject to Federal Income Tax for Metropolitan Areas: 1992 — Con.**

[Includes only establishments with payroll. For meaning of abbreviations and symbols, see introductory text. For explanation of terms and comparability of 1987 and 1992 censuses, see appendix A. For definitions of CMSA's, MSA's, and PMSA's, see appendix D]

SIC code	Geographic area and kind of business or operation	Establishments (number)	Receipts (\$1,000)	Annual payroll (\$1,000)	First-quarter payroll (\$1,000)	Paid employees for pay period including March 12 (number)
	<b>WASHINGTON-BALTIMORE, DC-MD-VA-WV CMSA—Con.</b>					
	<b>Washington, DC-MD-VA-WV PMSA—Con.</b>					
<b>72</b>	<b>Personal services—Con.</b>					
729	Miscellaneous personal services .....	399	145 235	43 440	10 999	4 762
7291	Tax return preparation services .....	107	26 355	11 603	3 967	2 592
7299	Miscellaneous personal services, n.e.c. ....	292	118 880	31 837	7 032	2 170
7299 pt.	Massage parlors, tanning salons, and saunas .....	73	7 301	2 204	477	308
7299 pt.	Other personal services .....	219	111 579	29 633	6 555	1 862
7299 pt.	Diet and weight reducing services .....	75	39 220	9 253	2 357	868
7299 pt.	Formal wear rental .....	47	15 219	3 143	690	219
7299 pt.	Other personal services, n.e.c. ....	97	57 140	17 237	3 508	775
<b>73</b>	<b>Business services .....</b>	<b>8 490</b>	<b>14 837 092</b>	<b>5 467 002</b>	<b>1 296 141</b>	<b>192 796</b>
731	Advertising .....	297	217 709	82 334	18 776	2 073
7311	Advertising agencies .....	227	164 128	65 381	16 197	1 715
7312	Outdoor advertising services .....	15	9 032	1 754	408	76
7313	Radio, television, publishers' advertising representatives .....	24	16 780	4 092	661	90
7313 pt.	Radio, television advertising representatives .....	4	(D)	(D)	(D)	AA
7313 pt.	Publishers' advertising representatives .....	20	(D)	(D)	(D)	BB
7319	Advertising, n.e.c. ....	31	27 769	11 107	1 510	192
732	Consumer credit reporting agencies, mercantile reporting agencies, and adjustment and collection agencies .....	102	89 633	33 705	8 176	1 581
7322	Adjustment and collection services .....	79	59 480	27 249	6 544	1 246
7323	Credit reporting services .....	23	30 153	6 456	1 632	335
733	Mailing, reproduction, commercial art and photography, and stenographic services .....	943	539 698	191 517	44 467	8 295
7331	Direct mail advertising services .....	190	204 561	69 030	16 043	3 216
7331 pt.	Mailing list compilers, brokers, and managers .....	47	31 558	7 140	1 886	260
7331 pt.	Direct mail advertising services, except mailing list services .....	143	173 003	61 890	14 157	2 956
7334	Photocopying and duplicating services .....	162	103 084	38 886	9 511	2 072
7334 pt.	Blueprinting and photocopying services .....	154	(D)	(D)	(D)	GG
7334 pt.	Duplicating services, except printing and photocopying .....	8	(D)	(D)	(D)	BB
7335, 6	Commercial photography, art, and graphics .....	458	164 644	53 606	12 124	1 732
7335	Commercial photography .....	83	23 414	7 236	1 698	307
7336	Commercial art and graphic design .....	375	141 230	46 370	10 426	1 425
7336 pt.	Commercial art .....	47	6 710	6 710	1 448	196
7336 pt.	Graphic arts and related design .....	328	123 604	39 660	8 978	1 229
7338	Secretarial and court reporting services .....	133	67 409	29 995	6 789	1 275
734	Services to dwellings and other buildings .....	1 387	650 957	348 081	81 167	33 581
7342	Disinfecting and pest control services .....	137	82 733	34 682	7 366	1 406
7349	Building cleaning and maintenance services, n.e.c. ....	1 250	568 224	313 399	73 801	32 175
735	Miscellaneous equipment rental and leasing .....	386	517 221	92 046	20 435	3 468
7352	Medical equipment rental and leasing .....	25	27 916	7 367	1 635	257
7353	Heavy construction equipment rental and leasing .....	90	92 862	29 426	6 681	941
7353 pt.	Rental and leasing of heavy construction equipment without operators .....	47	54 734	15 632	3 520	486
7353 pt.	Rental and leasing of heavy construction equipment with operators .....	43	38 128	13 794	3 161	455
7359	Equipment rental and leasing, n.e.c. ....	271	396 443	55 253	12 119	2 270
7359 pt.	Equipment rental .....	229	167 790	44 924	9 858	1 959
7359 pt.	Rent-to-own .....	31	18 051	3 252	722	166
7359 pt.	Equipment rental, except rent-to-own .....	198	149 739	41 672	9 136	1 793
7359 pt.	Equipment leasing, except finance leasing .....	42	228 653	10 329	2 261	311
736	Personnel supply services .....	746	736 579	464 169	105 343	29 192
7361	Employment agencies .....	312	118 426	61 253	13 420	2 191
7363	Help supply services .....	434	618 153	402 916	91 923	27 001
7363 pt.	Temporary help supply .....	385	552 873	353 379	79 823	24 040
7363 pt.	Help supply, except temporary .....	49	65 280	49 537	12 100	2 961
7363 pt.	Employee leasing .....	22	30 567	25 026	7 043	1 941
7363 pt.	Other help supply services .....	27	34 713	24 511	5 057	1 020
737	Computer programming, data processing, and other computer related services .....	2 902	10 647 239	3 671 402	881 175	85 453
7371, 2, 3	Computer programming, prepackaged software, and integrated systems .....	1 721	7 347 068	2 535 247	607 712	56 104
7371	Computer programming services .....	1 196	3 327 737	1 564 925	378 006	36 152
7372	Prepackaged software .....	264	729 565	205 536	49 780	3 793
7373	Computer integrated systems .....	261	3 289 766	764 786	179 926	16 159
7374, 5, 6	Data processing services .....	373	1 947 636	590 427	143 179	15 974
7374, 5	Computer processing, information retrieval .....	319	1 610 815	469 250	113 620	12 667
7374	Computer processing and data preparation and processing services .....	259	1 356 989	401 022	96 646	10 841
7375	Information retrieval services .....	60	253 826	68 228	16 974	1 826
7376	Computer facilities management services .....	54	336 821	121 177	29 559	3 307
7377, 8, 9	Computer rental and leasing, maintenance, and related services, n.e.c. ....	808	1 352 535	545 728	130 284	13 375
7377	Computer rental and leasing .....	31	35 748	5 868	1 173	156
7378	Computer maintenance and repair .....	172	378 929	109 009	27 952	2 979
7379	Computer related services, n.e.c. ....	605	937 858	430 851	101 159	10 240
7379 pt.	Computer consultants .....	529	874 652	405 831	95 342	9 643
7379 pt.	Miscellaneous computer services, n.e.c. ....	76	63 206	25 020	5 817	597
738	Miscellaneous business services .....	1 727	1 438 056	583 748	136 602	29 153
7381, 2	Detective agencies and protective services .....	312	416 449	237 267	56 852	14 777
7381	Detective, guard, and armored car services .....	234	309 621	196 313	46 983	13 286
7381 pt.	Detective agencies and guard services .....	227	290 581	187 424	44 794	13 012
7381 pt.	Armored car services .....	7	19 040	8 889	2 189	274
7382	Security systems services .....	78	106 828	40 954	9 869	1 491
7383	News syndicates .....	57	93 042	52 865	13 290	1 301
7384	Photofinishing laboratories* .....	168	160 867	42 135	10 309	2 236
7384 pt.	Photofinishing laboratories, except "one-hour" (mini) labs* .....	85	139 161	37 268	9 182	1 824
7384 pt.	One-hour (mini) photofinishing* .....	83	21 706	4 867	1 127	412

**Table 7a. Summary Statistics for Firms Subject to Federal Income Tax for Metropolitan Areas: 1992 — Con.**

[Includes only establishments with payroll. For meaning of abbreviations and symbols, see introductory text. For explanation of terms and comparability of 1987 and 1992 censuses, see appendix A. For definitions of CMSA's, MSA's, and PMSA's, see appendix D]

SIC code	Geographic area and kind of business or operation	Establishments (number)	Receipts (\$1,000)	Annual payroll (\$1,000)	First-quarter payroll (\$1,000)	Paid employees for pay period including March 12 (number)
	<b>WASHINGTON-BALTIMORE, DC-MD-VA-WV CMSA—Con.</b>					
	<b>Washington, DC-MD-VA-WV PMSA—Con.</b>					
<b>73</b>	<b>Business services—Con.</b>					
738	Miscellaneous business services—Con.					
7389	Business services, n.e.c. -----	1 190	767 698	251 481	56 151	10 839
7389 pt.	Sign painting shops -----	52	14 243	4 649	1 132	210
7389 pt.	Interior designing -----	182	74 534	25 122	5 646	848
7389 pt.	Telephone answering services -----	49	17 418	8 730	2 019	530
7389 pt.	Other business services -----	907	661 503	212 980	47 354	9 251
7389 pt.	Water softening and conditioning services -----	13	13 288	1 908	303	36
7389 pt.	Packaging and labeling services -----	22	(D)	(D)	(D)	BB
7389 pt.	Trading stamp services -----	3	(D)	(D)	(D)	BB
7389 pt.	Miscellaneous business services -----	869	637 140	207 267	46 269	9 066
7389 pt.	Convention and trade show services -----	93	148 939	42 915	9 498	1 383
7389 pt.	Private mail centers -----	63	25 635	6 820	1 715	365
7389 pt.	Miscellaneous business services, n.e.c. -----	713	462 566	157 532	35 056	7 318
<b>75</b>	<b>Automotive repair, services, and parking -----</b>	<b>2 763</b>	<b>1 452 089</b>	<b>350 357</b>	<b>82 455</b>	<b>16 211</b>
751	Automotive rental and leasing, without drivers -----	140	405 087	64 030	15 056	2 958
7513	Truck rental and leasing, without drivers -----	26	(D)	(D)	(D)	EE
7513 pt.	Truck rental, without drivers -----	20	(D)	(D)	(D)	EE
7513 pt.	Truck leasing, except finance leasing -----	6	(D)	(D)	(D)	CC
7514, 5	Passenger car rental and leasing -----	109	310 139	51 453	11 962	2 422
7514	Passenger car rental -----	94	292 625	47 709	11 060	2 266
7515	Passenger car leasing -----	15	17 514	3 744	902	156
7519	Utility trailer and recreational vehicle rental -----	5	(D)	(D)	(D)	CC
752	Automobile parking -----	565	208 366	34 628	8 297	2 485
7521 pt.	Parking lots -----	179	63 693	12 097	2 937	1 041
7521 pt.	Parking structures -----	386	144 673	22 531	5 360	1 444
753	Automotive repair shops -----	1 743	737 644	221 108	51 915	8 653
7532	Top, body, and upholstery repair shops and paint shops -----	415	209 127	68 003	16 238	2 514
7532 pt.	Top and body repair shops -----	392	200 533	64 620	15 518	2 397
7532 pt.	Paint shops -----	23	8 594	3 383	720	117
7538	General automotive repair shops -----	958	374 265	109 111	24 927	4 325
7538 pt.	General automotive repair shops, except diesel -----	899	354 565	103 579	23 544	4 088
7538 pt.	Diesel repair shops -----	59	19 700	5 532	1 383	237
7533, 4, 6, 7, 9	Other automotive repair shops -----	370	154 252	43 994	10 750	1 814
7533	Automotive exhaust system repair shops -----	72	39 870	10 770	2 518	439
7534	Tire retreading and repair shops -----	10	6 258	1 298	252	42
7536	Automotive glass replacement shops -----	104	43 691	11 402	2 861	468
7537	Automotive transmission repair shops -----	85	30 860	10 120	2 634	387
7539	Automotive repair shops, n.e.c. -----	99	33 573	10 404	2 485	478
7539 pt.	Radiator repair -----	28	6 951	1 849	452	97
7539 pt.	Brake, front end, and wheel alignment -----	26	14 468	4 734	1 153	189
7539 pt.	Automotive electrical and fuel system services -----	34	10 510	3 340	769	170
7539 pt.	Carburetor repair shops -----	19	6 980	2 301	520	115
7539 pt.	Automotive electrical repair shops -----	15	3 530	1 039	249	55
7539 pt.	Other automotive repair shops, n.e.c. -----	11	1 644	481	111	22
754	Automotive services, except repair -----	315	100 992	30 591	7 187	2 115
7542	Carwashes -----	139	33 401	11 292	2 793	968
7549	Automotive services, except repair and carwashes -----	176	67 591	19 299	4 394	1 147
7549 pt.	Lubrication shops -----	60	35 198	9 609	2 020	585
7549 pt.	Other automotive services -----	116	32 393	9 690	2 374	562
7549 pt.	Towing services -----	95	24 759	8 438	2 051	462
7549 pt.	Other automotive services, n.e.c. -----	21	7 634	1 252	323	100
<b>76</b>	<b>Miscellaneous repair services -----</b>	<b>1 039</b>	<b>420 579</b>	<b>145 932</b>	<b>34 845</b>	<b>5 873</b>
762	Electrical repair shops -----	354	226 589	81 987	19 486	3 035
7622	Radio and television repair shops -----	118	37 899	14 684	3 543	619
7623, 9	Other electrical and electronic repair shops -----	236	188 690	67 303	15 943	2 416
7623	Refrigeration and air-conditioning service and repair shops -----	61	46 847	15 872	3 626	503
7629	Electrical and electronic repair shops, n.e.c. -----	175	141 843	51 431	12 317	1 913
763	Watch, clock, and jewelry repair -----	24	4 422	1 007	248	76
764	Reupholstery and furniture repair -----	141	27 487	9 331	2 210	559
769	Miscellaneous repair and related services -----	520	162 081	53 607	12 901	2 203
7692	Welding repair -----	48	8 470	2 780	657	169
7694	Armature rewinding shops -----	12	5 776	1 756	414	76
7699	Repair shops and related services, n.e.c. -----	460	147 835	49 071	11 830	1 958
7699 pt.	Farm machinery and equipment repair -----	10	2 142	553	95	25
7699 pt.	Lawnmower and other small gasoline engine repair -----	29	4 587	1 061	209	74
7699 pt.	Sewer and septic tank cleaning services -----	32	7 320	2 241	541	100
7699 pt.	Other repair and related services, n.e.c. -----	389	133 786	45 216	10 985	1 759
<b>78, 79, 84</b>	<b>Amusement and recreation services, including motion pictures and museums -----</b>	<b>1 908</b>	<b>1 298 427</b>	<b>407 068</b>	<b>102 488</b>	<b>23 418</b>
781, 2	Motion picture production, distribution, and services -----	311	251 642	71 467	15 986	2 074
7812 pt.	Motion picture production, except for television -----	124	66 892	19 859	4 401	608
7812 pt.	Motion picture and tape production for television -----	70	54 897	14 964	3 291	348
7819	Services allied to motion picture production -----	82	80 534	27 922	6 273	875
7822 pt.	Motion picture film and tape distributors -----	23	37 693	5 001	1 200	152
7822 pt.	Motion picture film exchanges -----	17	32 536	3 640	873	102
7822 pt.	Video tape wholesalers -----	6	5 157	1 361	327	50
7822 pt.	Film and tape distribution for television -----	8	(D)	(D)	(D)	BB
7829	Services allied to motion picture distribution -----	4	(D)	(D)	(D)	AA
783	Motion picture theaters -----	103	135 855	16 974	4 030	1 969
7832	Motion picture theaters, except drive-in -----	103	135 855	16 974	4 030	1 969
7833	Drive-in motion picture theaters -----	—	—	—	—	—
784	Video tape rental -----	390	118 470	22 974	5 956	3 013



**Table 7a. Summary Statistics for Firms Subject to Federal Income Tax for Metropolitan Areas: 1992—Con.**

[Includes only establishments with payroll. For meaning of abbreviations and symbols, see introductory text. For explanation of terms and comparability of 1987 and 1992 censuses, see appendix A. For definitions of CMSA's, MSA's, and PMSA's, see appendix D]

SIC code	Geographic area and kind of business or operation	Establishments (number)	Receipts (\$1,000)	Annual payroll (\$1,000)	First-quarter payroll (\$1,000)	Paid employees for pay period including March 12 (number)
	<b>WASHINGTON-BALTIMORE, DC-MD-VA-WV CMSA—Con.</b>					
	<b>Washington, DC-MD-VA-WV PMSA—Con.</b>					
<b>78, 79, 84</b>	<b>Amusement and recreation services, including motion pictures and museums—Con.</b>					
792	Theatrical producers (except motion picture), bands, orchestras, and entertainers .....	141	169 448	46 243	11 572	2 206
7922	Theatrical producers (except motion picture) and miscellaneous theatrical services .....	70	74 629	20 552	4 688	1 126
7922 pt.	Producers of live theatrical productions .....	12	(D)	(D)	(D)	FF
7922 pt.	Producers of radio and television shows, except tape producers .....	7	(D)	(D)	(D)	BB
7922 pt.	Artists' and entertainers' managers or agents, concert bureaus, booking agents .....	32	19 231	5 328	1 237	180
7922 pt.	Other theatrical services .....	19	(D)	(D)	(D)	EE
7929	Bands, orchestras, actors, and other entertainers and entertainment groups .....	71	94 819	25 691	6 884	1 080
7929 pt.	Dance groups and artists .....	1	(D)	(D)	(D)	AA
7929 pt.	Symphony orchestras, opera companies, and chamber music organizations .....	3	(D)	(D)	(D)	CC
7929 pt.	Other music and entertainment presentations .....	67	93 898	25 203	6 670	929
7929 pt.	Other music groups and artists .....	31	(D)	(D)	(D)	CC
7929 pt.	Other entertainers and entertainment groups .....	36	(D)	(D)	(D)	FF
793	Bowling centers .....	57	49 183	12 999	3 256	1 298
79 ex. 792, 3, 84	Commercial sports and other amusement and recreation services, including museums .....	906	573 829	236 411	61 688	12 858
794	Commercial sports .....	71	154 859	118 637	35 906	3 218
7941	Professional sports clubs, managers, promoters .....	23	91 900	94 857	28 311	1 395
7941 pt.	Baseball clubs .....	2	(D)	(D)	(D)	BB
7941 pt.	Football clubs .....	1	(D)	(D)	(D)	EE
7941 pt.	Other professional sports clubs .....	3	(D)	(D)	(D)	CC
7941 pt.	Managers and promoters .....	17	47 424	21 696	6 023	656
7948	Racing, including track operation .....	48	62 959	23 780	7 595	1 823
7948 pt.	Auto racetrack operation .....	5	4 039	489	75	44
7948 pt.	Horse racetrack operation .....	3	(D)	(D)	(D)	GG
7948 pt.	Dog racetrack operation .....	—	—	—	—	—
7948 pt.	Racing stables and racing, n.e.c. .....	40	(D)	(D)	(D)	EE
79 ex. 792, 3, 4; 84	Other amusement and recreation services, including museums .....	835	418 970	117 774	25 782	9 640
791	Dance studios, schools, and halls .....	98	20 176	6 371	1 607	642
7991	Physical fitness facilities .....	205	96 819	26 798	6 537	2 935
7991 pt.	Physical fitness centers, except gymnasiums and athletic clubs .....	181	82 901	22 431	5 429	2 458
7991 pt.	Gymnasiums and athletic clubs .....	24	13 918	4 367	1 108	477
7992	Public golf courses .....	23	12 399	4 831	1 121	259
7993	Coin-operated amusement devices .....	49	18 050	3 351	754	245
7996	Amusement parks .....	2	(D)	(D)	(D)	BB
7997	Membership sports and recreation clubs .....	119	116 831	38 235	7 926	2 745
7999, 84	Amusement and recreation services, including museums, n.e.c. .....	339	(D)	(D)	(D)	HH
7999 pt.	Concession operators of amusement devices and rides .....	5	(D)	(D)	(D)	BB
7999 pt.	Carnivals, circuses, and fairs .....	13	(D)	(D)	(D)	EE
7999 pt.	Carnivals and circuses .....	8	(D)	(D)	(D)	EE
7999 pt.	Fairs .....	5	(D)	(D)	(D)	AA
7999 pt., 84	Other recreation and amusements, including museums .....	321	(D)	(D)	(D)	GG
84	Museums, art galleries, and botanical and zoological gardens .....	6	(D)	(D)	(D)	BB
841	Museums and art galleries .....	4	478	157	33	44
842	Arboreta and botanical or zoological gardens .....	2	(D)	(D)	(D)	AA
7999 pt.	Roller skating rinks .....	16	4 383	927	254	198
7999 pt.	Ice skating rinks .....	4	(D)	(D)	(D)	CC
7999 pt.	Other amusement and recreation services, n.e.c. .....	295	(D)	(D)	(D)	GG
<b>80</b>	<b>Health services .....</b>	<b>8 209</b>	<b>5 094 918</b>	<b>2 235 352</b>	<b>484 594</b>	<b>64 483</b>
801	Offices and clinics of doctors of medicine .....	4 229	2 682 456	1 288 899	265 050	24 519
8011 pt.	Offices of doctors of medicine .....	4 162	2 602 443	1 261 468	259 366	23 608
8011 pt.	General medical clinics .....	67	80 013	27 431	5 684	911
802	Offices and clinics of dentists .....	2 139	739 246	296 123	65 391	10 276
8021 pt.	Offices of dentists .....	2 133	737 584	295 212	65 163	10 250
8021 pt.	Dental clinics .....	6	1 662	911	228	26
803	Offices and clinics of doctors of osteopathy .....	20	7 809	3 599	770	93
8031 pt.	Offices of osteopathic physicians .....	18	(D)	(D)	(D)	BB
8031 pt.	Osteopathic clinics .....	2	(D)	(D)	(D)	AA
804	Offices and clinics of other health practitioners .....	1 090	322 119	121 739	26 542	4 469
8041	Offices and clinics of chiropractors .....	216	63 840	19 772	4 398	823
8042	Offices and clinics of optometrists .....	237	80 201	24 879	5 657	1 064
8043	Offices and clinics of podiatrists .....	189	48 434	18 264	4 016	642
8049	Offices and clinics of health practitioners, n.e.c. .....	448	129 644	58 824	12 471	1 940
805	Nursing and personal care facilities .....	142	408 054	187 011	45 542	11 103
8051	Skilled nursing care facilities .....	73	306 851	140 431	35 075	8 232
8052	Intermediate care facilities .....	52	75 402	35 897	8 727	2 188
8059	Nursing and personal care facilities, n.e.c. .....	17	25 801	10 683	1 740	683
806	Hospitals .....	11	265 472	95 291	23 763	4 101
8062	General medical and surgical hospitals .....	3	(D)	(D)	(D)	GG
8063, 9	Specialty hospitals .....	8	(D)	(D)	(D)	GG
8063	Psychiatric hospitals .....	5	(D)	(D)	(D)	GG
8069	Specialty hospitals, except psychiatric .....	3	(D)	(D)	(D)	CC

**Table 7a. Summary Statistics for Firms Subject to Federal Income Tax for Metropolitan Areas: 1992—Con.**

[Includes only establishments with payroll. For meaning of abbreviations and symbols, see introductory text. For explanation of terms and comparability of 1987 and 1992 censuses, see appendix A. For definitions of CMSA's, MSA's, and PMSA's, see appendix D]

SIC code	Geographic area and kind of business or operation	Establishments (number)	Receipts (\$1,000)	Annual payroll (\$1,000)	First-quarter payroll (\$1,000)	Paid employees for pay period including March 12 (number)
	<b>WASHINGTON-BALTIMORE, DC-MD-VA-WV CMSA—Con.</b>					
	<b>Washington, DC-MD-VA-WV PMSA—Con.</b>					
<b>80</b>	<b>Health services—Con.</b>					
807, 8, 9	Other health services .....	578	669 762	242 690	57 536	9 922
807	Medical and dental laboratories .....	247	324 361	118 012	27 611	4 052
8071	Medical laboratories .....	140	302 450	108 494	25 306	3 638
8072	Dental laboratories .....	107	21 911	9 518	2 305	414
808	Home health care services .....	97	113 740	44 978	11 395	3 001
809	Miscellaneous health and allied services, n.e.c. ....	234	231 661	79 700	18 530	2 869
8092	Kidney dialysis centers .....	43	67 725	18 080	4 292	702
8093	Specialty outpatient facilities, n.e.c. ....	121	107 408	41 954	10 306	1 443
8099	Health and allied services, n.e.c. ....	70	56 528	19 666	3 932	724
<b>81</b>	<b>Legal services .....</b>	<b>3 731</b>	<b>5 750 137</b>	<b>2 128 727</b>	<b>473 439</b>	<b>40 349</b>
<b>823, 4, 9</b>	<b>Selected educational services .....</b>	<b>404</b>	<b>273 366</b>	<b>88 921</b>	<b>19 594</b>	<b>3 960</b>
823	Libraries.....	12	680	216	32	17
824	Vocational schools .....	127	161 457	44 966	10 120	1 565
8243	Data processing schools .....	76	90 775	29 090	6 383	842
8244	Business and secretarial schools .....	16	21 640	7 815	1 766	442
8249	Vocational schools, n.e.c. ....	35	49 042	8 061	1 971	281
829	Schools and educational services, n.e.c. ....	265	111 229	43 739	9 442	2 378
<b>83</b>	<b>Social services .....</b>	<b>943</b>	<b>295 474</b>	<b>123 214</b>	<b>28 637</b>	<b>9 492</b>
835	Child day care services .....	605	135 898	62 864	14 971	6 334
832, 3, 6, 9	Other social services .....	338	159 576	60 350	13 666	3 158
832	Individual and family social services .....	133	44 059	18 634	3 948	720
833	Job training and vocational rehabilitation services .....	52	26 461	11 985	2 818	513
836	Residential care .....	83	55 565	20 835	4 893	1 454
839	Social services, n.e.c. ....	70	33 491	8 896	2 007	471
<b>87 ex. 8733</b>	<b>Engineering, accounting, research, management, and related services (except noncommercial research organizations) .....</b>	<b>7 702</b>	<b>10 961 391</b>	<b>4 902 499</b>	<b>1 120 277</b>	<b>120 398</b>
871	Engineering, architectural, and surveying services .....	2 132	4 827 195	2 207 317	521 620	52 321
8711	Engineering services .....	1 508	4 379 946	2 025 915	479 541	47 348
8712	Architectural services .....	489	380 828	143 859	33 561	3 711
8713	Surveying services .....	135	66 421	37 543	8 518	1 262
872	Accounting, auditing, and bookkeeping services .....	1 396	721 224	339 211	72 092	9 673
873 ex. 8733	Research, development, and testing services (except noncommercial research organizations) .....	604	1 346 106	535 943	123 237	15 215
8731	Commercial physical and biological research .....	228	701 264	287 946	68 262	7 044
8731 pt.	Commercial physical research .....	155	460 154	193 424	45 352	4 423
8731 pt.	Commercial medical and biological research .....	73	241 110	94 522	22 910	2 621
8732	Commercial economic, sociological, and educational research .....	292	560 779	210 543	46 136	6 903
8734	Testing laboratories .....	84	84 063	37 454	8 839	1 268
874	Management and public relations services .....	3 570	4 066 866	1 820 028	403 328	43 189
8741	Management services .....	584	724 141	313 605	68 164	8 999
8742	Management consulting services .....	1 847	2 196 217	1 011 964	224 840	22 414
8743	Public relations services .....	354	288 790	122 597	26 853	2 342
8744	Facilities support management services .....	82	332 608	141 536	35 418	4 831
8748	Business consulting services, n.e.c. ....	703	525 110	230 326	48 053	4 603
<b>89</b>	<b>Services, n.e.c. ....</b>	<b>584</b>	<b>613 428</b>	<b>250 908</b>	<b>57 806</b>	<b>5 614</b>
8999 pt.	Scientific and related consulting services, except environmental .....	178	223 925	107 070	24 712	1 902
8999 pt.	Other services .....	406	389 503	143 838	33 094	3 712
8999 pt.	Environmental consulting .....	172	330 712	121 090	28 504	3 075
8999 pt.	Authors, composers, and other arts-related services .....	111	31 491	12 076	2 167	262
8999 pt.	Other services, n.e.c. ....	123	27 300	10 672	2 423	375

**Table 7b. Summary Statistics for Firms Exempt From Federal Income Tax for Metropolitan Areas: 1992**

[Includes only establishments with payroll. For meaning of abbreviations and symbols, see introductory text. For explanation of terms and comparability of 1987 and 1992 censuses, see appendix A. For definitions of CMSA's, MSA's, and PMSA's, see appendix D]

SIC code	Geographic area and kind of business or operation	Establishments (number)	Revenue (\$1,000)	Annual payroll (\$1,000)	First-quarter payroll (\$1,000)	Paid employees for pay period including March 12 (number)
<b>CHARLOTTESVILLE, VA MSA</b>						
	<b>Total</b> .....	<b>154</b>	<b>653 648</b>	<b>202 771</b>	<b>47 702</b>	<b>7 676</b>
7032, 704	Camps and membership lodging .....	8	797	155	32	14
792, 7991 pt., 7997, 7999 pt., 84	Selected amusement, recreation, and related services .....	12	17 642	6 597	1 389	392
8011 pt.; 8021 pt.; 805, 6, 8, 9	Selected health services .....	10	(D)	(D)	(D)	II
8111 pt.	Legal aid societies and similar legal services .....	5	(D)	(D)	(D)	BB
823, 4, 9	Selected educational services .....	5	2 455	628	122	18
83	Social services .....	47	22 554	9 425	2 109	742
835	Child day care services .....	9	1 273	760	185	81
832, 3, 6, 9	Other social services .....	38	21 281	8 665	1 924	661
861, 2, 4, 9	Selected membership organizations .....	60	40 563	6 539	1 660	347
873, 4 ex. 8744	Research, testing, and consulting services, except facilities support management services .....	7	(D)	(D)	(D)	CC
<b>DANVILLE, VA MSA</b>						
	<b>Total</b> .....	<b>60</b>	<b>106 797</b>	<b>52 027</b>	<b>12 198</b>	<b>2 808</b>
7032, 704	Camps and membership lodging .....	-	-	-	-	-
792, 7991 pt., 7997, 7999 pt., 84	Selected amusement, recreation, and related services .....	8	3 484	1 100	239	86
8011 pt.; 8021 pt.; 805, 6, 8, 9	Selected health services .....	7	(D)	(D)	(D)	GG
8111 pt.	Legal aid societies and similar legal services .....	1	(D)	(D)	(D)	AA
823, 4, 9	Selected educational services .....	2	(D)	(D)	(D)	AA
83	Social services .....	25	10 661	5 287	1 265	552
835	Child day care services .....	2	(D)	(D)	(D)	AA
832, 3, 6, 9	Other social services .....	23	(D)	(D)	(D)	FF
861, 2, 4, 9	Selected membership organizations .....	16	(D)	(D)	(D)	BB
873, 4 ex. 8744	Research, testing, and consulting services, except facilities support management services .....	1	(D)	(D)	(D)	AA
<b>JOHNSON CITY-KINGSPORT-BRISTOL, TN-VA MSA</b>						
	<b>Total</b> .....	<b>281</b>	<b>629 210</b>	<b>254 354</b>	<b>60 464</b>	<b>11 635</b>
7032, 704	Camps and membership lodging .....	1	(D)	(D)	(D)	AA
792, 7991 pt., 7997, 7999 pt., 84	Selected amusement, recreation, and related services .....	15	(D)	(D)	(D)	CC
8011 pt.; 8021 pt.; 805, 6, 8, 9	Selected health services .....	33	551 524	226 171	53 558	9 356
8111 pt.	Legal aid societies and similar legal services .....	2	(D)	(D)	(D)	BB
823, 4, 9	Selected educational services .....	3	(D)	(D)	(D)	BB
83	Social services .....	106	31 267	12 195	3 121	1 144
835	Child day care services .....	19	3 200	1 959	475	260
832, 3, 6, 9	Other social services .....	87	28 067	10 236	2 646	884
861, 2, 4, 9	Selected membership organizations .....	117	21 377	6 797	1 674	693
873, 4 ex. 8744	Research, testing, and consulting services, except facilities support management services .....	4	(D)	(D)	(D)	CC

**VA-88 VIRGINIA**

**SERVICE INDUSTRIES—GEOGRAPHIC AREA SERIES**

**Table 7b. Summary Statistics for Firms Exempt From Federal Income Tax for Metropolitan Areas: 1992—Con.**

[Includes only establishments with payroll. For meaning of abbreviations and symbols, see introductory text. For explanation of terms and comparability of 1987 and 1992 censuses, see appendix A. For definitions of CMSA's, MSA's, and PMSA's, see appendix D]

SIC code	Geographic area and kind of business or operation	Establishments (number)	Revenue (\$1,000)	Annual payroll (\$1,000)	First-quarter payroll (\$1,000)	Paid employees for pay period including March 12 (number)
<b>LYNCHBURG, VA MSA</b>						
	Total .....	175	286 169	143 285	39 399	7 772
7032, 704	Camps and membership lodging .....	-	-	-	-	-
792, 7991 pt., 7997, 7999 pt., 84	Selected amusement, recreation, and related services .....	16	(D)	(D)	(D)	CC
8011 pt.; 8021 pt.; 805, 6, 8, 9	Selected health services .....	11	(D)	(D)	(D)	II
8111 pt.	Legal aid societies and similar legal services .....	1	(D)	(D)	(D)	AA
823, 4, 9	Selected educational services .....	5	(D)	(D)	(D)	BB
83	Social services .....	66	27 099	9 678	2 280	852
835	Child day care services .....	20	2 406	1 403	334	139
832, 3, 6, 9	Other social services .....	46	24 693	8 275	1 946	713
861, 2, 4, 9	Selected membership organizations .....	73	13 913	4 825	1 175	449
873, 4 ex. 8744	Research, testing, and consulting services, except facilities support management services .....	3	(D)	(D)	(D)	AA
<b>NORFOLK-VIRGINIA BEACH-NEWPORT NEWS, VA-NC MSA</b>						
	Total .....	748	2 328 281	1 013 911	249 985	42 973
7032, 704	Camps and membership lodging .....	3	1 126	429	58	46
792, 7991 pt., 7997, 7999 pt., 84	Selected amusement, recreation, and related services .....	69	105 169	48 024	11 780	2 681
8011 pt.; 8021 pt.; 805, 6, 8, 9	Selected health services .....	74	1 802 966	824 714	206 032	30 953
8011 pt., 8021 pt., 805	Clinics of doctors of medicine and dentists .....	18	(D)	(D)	(D)	FF
	Nursing and personal care facilities .....	19	69 841	33 635	7 951	2 396
806	Hospitals .....	23	1 671 628	768 052	192 165	27 353
8062	General medical and surgical hospitals .....	20	(D)	(D)	(D)	JJ
8063, 9	Specialty hospitals .....	3	(D)	(D)	(D)	HH
808, 9	Other health services .....	14	(D)	(D)	(D)	FF
8111 pt.	Legal aid societies and similar legal services .....	8	2 535	1 158	290	51
823, 4, 9	Selected educational services .....	16	2 512	980	242	85
83	Social services .....	273	188 242	76 438	18 009	5 879
835	Child day care services .....	69	9 136	4 938	1 235	642
832, 3, 6, 9	Other social services .....	204	179 106	71 500	16 774	5 237
832	Individual and family social services .....	96	29 061	13 903	3 302	950
833	Job training and vocational rehabilitation services .....	15	22 071	13 300	3 083	1 704
836	Residential care .....	37	52 175	21 556	5 076	1 509
839	Social services, n.e.c. ....	56	75 799	22 741	5 313	1 074
861, 2, 4, 9	Selected membership organizations .....	288	100 715	29 235	6 863	2 182
861	Business associations .....	38	29 520	9 850	2 453	400
864	Civic, social, and fraternal associations .....	195	47 805	13 865	3 039	1 433
862, 9	Other membership organizations .....	55	23 390	5 520	1 371	349
873, 4 ex. 8744	Research, testing, and consulting services, except facilities support management services .....	17	125 016	32 933	6 711	1 096
873	Research, development, and testing services .....	13	(D)	(D)	(D)	GG
874 ex. 8744	Management and public relations services, except facilities support management services .....	4	(D)	(D)	(D)	AA

SERVICE INDUSTRIES—GEOGRAPHIC AREA SERIES

VIRGINIA VA-89

Table 7b. **Summary Statistics for Firms Exempt From Federal Income Tax for Metropolitan Areas: 1992—Con.**

[Includes only establishments with payroll. For meaning of abbreviations and symbols, see introductory text. For explanation of terms and comparability of 1987 and 1992 censuses, see appendix A. For definitions of CMSA's, MSA's, and PMSA's, see appendix D]

SIC code	Geographic area and kind of business or operation	Establishments (number)	Revenue (\$1,000)	Annual payroll (\$1,000)	First-quarter payroll (\$1,000)	Paid employees for pay period including March 12 (number)
<b>RICHMOND-PETERSBURG, VA MSA</b>						
	<b>Total</b> .....	<b>756</b>	<b>1 514 692</b>	<b>611 405</b>	<b>147 818</b>	<b>27 946</b>
7032, 704	Camps and membership lodging .....	7	1 089	421	75	37
792, 7991 pt., 7997, 7999 pt., 84	Selected amusement, recreation, and related services .....	77	63 881	25 255	5 727	1 541
8011 pt.; 8021 pt.; 805, 6, 8, 9	Selected health services .....	56	1 012 585	460 273	112 770	18 211
8011 pt., 8021 pt., 805	Clinics of doctors of medicine and dentists .....	5	1 031	466	124	27
	Nursing and personal care facilities .....	9	21 961	11 500	2 825	816
806	Hospitals .....	15	952 190	430 774	105 321	16 341
8062	General medical and surgical hospitals .....	10	(D)	(D)	(D)	JJ
8063, 9	Specialty hospitals .....	5	(D)	(D)	(D)	GG
808, 9	Other health services .....	27	37 403	17 533	4 500	1 027
8111 pt.	Legal aid societies and similar legal services .....	5	5 145	1 233	276	48
823, 4, 9	Selected educational services .....	26	4 336	2 969	729	191
83	Social services .....	250	276 980	71 735	17 041	5 097
835	Child day care services .....	43	7 182	4 322	1 072	534
832, 3, 6, 9	Other social services .....	207	269 798	67 413	15 969	4 563
832	Individual and family social services .....	84	30 454	14 640	3 613	1 203
833	Job training and vocational rehabilitation services .....	11	6 480	5 048	1 002	613
836	Residential care .....	30	50 865	21 213	4 657	1 477
839	Social services, n.e.c. ....	82	181 999	26 512	6 697	1 270
861, 2, 4, 9	Selected membership organizations .....	319	143 635	46 982	10 671	2 704
861	Business associations .....	84	53 883	20 493	4 905	729
864	Civic, social, and fraternal associations .....	133	43 248	11 221	2 477	1 220
862, 9	Other membership organizations .....	102	46 504	15 268	3 289	755
873, 4 ex. 8744	Research, testing, and consulting services, except facilities support management services .....	16	7 041	2 537	529	117
873	Research, development, and testing services .....	9	3 303	1 052	242	70
874 ex. 8744	Management and public relations services, except facilities support management services .....	7	3 738	1 485	287	47
<b>ROANOKE, VA MSA</b>						
	<b>Total</b> .....	<b>188</b>	<b>475 242</b>	<b>210 593</b>	<b>49 036</b>	<b>8 955</b>
7032, 704	Camps and membership lodging .....	2	(D)	(D)	(D)	AA
792, 7991 pt., 7997, 7999 pt., 84	Selected amusement, recreation, and related services .....	19	13 218	5 258	1 154	342
8011 pt.; 8021 pt.; 805, 6, 8, 9	Selected health services .....	15	392 297	182 543	42 271	6 778
8111 pt.	Legal aid societies and similar legal services .....	1	(D)	(D)	(D)	AA
823, 4, 9	Selected educational services .....	4	(D)	(D)	(D)	AA
83	Social services .....	66	41 303	14 590	3 655	1 322
835	Child day care services .....	18	3 332	2 042	519	286
832, 3, 6, 9	Other social services .....	48	37 971	12 548	3 136	1 036
861, 2, 4, 9	Selected membership organizations .....	75	22 813	6 281	1 520	438
873, 4 ex. 8744	Research, testing, and consulting services, except facilities support management services .....	6	3 011	1 086	252	41

VA-90 VIRGINIA

SERVICE INDUSTRIES—GEOGRAPHIC AREA SERIES

**Table 7b. Summary Statistics for Firms Exempt From Federal Income Tax for Metropolitan Areas: 1992—Con.**

[Includes only establishments with payroll. For meaning of abbreviations and symbols, see introductory text. For explanation of terms and comparability of 1987 and 1992 censuses, see appendix A. For definitions of CMSA's, MSA's, and PMSA's, see appendix D]

SIC code	Geographic area and kind of business or operation	Establishments (number)	Revenue (\$1,000)	Annual payroll (\$1,000)	First-quarter payroll (\$1,000)	Paid employees for pay period including March 12 (number)
<b>WASHINGTON-BALTIMORE, DC-MD-VA-WV CMSA</b>						
	<b>Total</b> .....	<b>7 627</b>	<b>23 116 513</b>	<b>8 200 098</b>	<b>1 986 919</b>	<b>295 750</b>
<b>7032, 704</b>	<b>Camps and membership lodging</b> .....	<b>32</b>	<b>(D)</b>	<b>(D)</b>	<b>(D)</b>	<b>EE</b>
7032	Sporting and recreational camps .....	13	6 216	2 040	303	148
704	Organization hotels and lodging houses, on membership basis .....	19	(D)	(D)	(D)	CC
<b>792, 7991 pt., 7997, 7999 pt., 84</b>	<b>Selected amusement, recreation, and related services</b> .....	<b>423</b>	<b>(D)</b>	<b>(D)</b>	<b>(D)</b>	<b>II</b>
792	Theatrical producers (except motion picture), bands, orchestras, and entertainers .....	88	(D)	(D)	(D)	GG
7922	Theatrical producers (except motion picture) and miscellaneous theatrical services .....	52	(D)	(D)	(D)	GG
7922 pt.	Producers of live theatrical productions .....	38	43 637	15 343	3 732	954
7922 pt.	Producers of radio and television shows, except tape .....	1	(D)	(D)	(D)	AA
7922 pt.	Artists' and entertainers' managers or agents, concert bureaus, booking agents .....	2	(D)	(D)	(D)	BB
7922 pt.	Other theatrical services .....	11	(D)	(D)	(D)	CC
7929	Bands, orchestras, actors, and other entertainers and entertainment groups .....	36	(D)	(D)	(D)	GG
7929 pt.	Dance groups and artists .....	4	(D)	(D)	(D)	BB
7929 pt.	Symphony orchestras, opera companies, and chamber music organizations .....	20	(D)	(D)	(D)	FF
7929 pt.	Other music groups and artists .....	8	(D)	(D)	(D)	BB
7929 pt.	Other entertainers and entertainment groups .....	4	(D)	(D)	(D)	BB
7991 pt., 7997	Gymnasiums, athletic clubs, and membership sports and recreation clubs .....	242	(D)	(D)	(D)	HH
7991 pt.	Gymnasiums and athletic clubs .....	6	(D)	(D)	(D)	EE
7997	Membership sports and recreation clubs .....	236	172 010	70 214	14 151	3 827
7999 pt.	Fairs .....	6	(D)	(D)	(D)	BB
84	Museums, art galleries, and botanical and zoological gardens .....	87	(D)	(D)	(D)	GG
841	Museums and art galleries .....	78	(D)	(D)	(D)	GG
842	Arboreta and botanical or zoological gardens .....	9	(D)	(D)	(D)	FF
<b>8011 pt.; 8021 pt.; 805, 6, 8, 9</b>	<b>Selected health services</b> .....	<b>487</b>	<b>(D)</b>	<b>(D)</b>	<b>(D)</b>	<b>MM</b>
8011 pt., 8021 pt.	Clinics of doctors of medicine and dentists .....	84	744 433	264 645	61 775	6 877
8011 pt.	General medical clinics .....	83	(D)	(D)	(D)	II
8021 pt.	Dental clinics .....	1	(D)	(D)	(D)	AA
805	Nursing and personal care facilities .....	153	(D)	(D)	(D)	JJ
8051	Skilled nursing care facilities .....	51	(D)	(D)	(D)	II
8052	Intermediate care facilities .....	88	78 284	38 133	9 528	2 734
8059	Nursing and personal care facilities, n.e.c. ....	14	(D)	(D)	(D)	GG
806	Hospitals .....	95	(D)	(D)	(D)	MM
8062	General medical and surgical hospitals .....	71	(D)	(D)	(D)	MM
8062 pt.	General medical and surgical hospitals, nongovernment .....	62	6 429 564	2 849 393	695 941	103 452
8062 pt.	General medical and surgical hospitals, government .....	9	(D)	(D)	(D)	JJ
8063, 9	Specialty hospitals .....	24	1 161 180	592 030	146 564	19 461
8063	Psychiatric hospitals .....	10	417 657	247 496	62 376	8 220
8063 pt.	Psychiatric hospitals, nongovernment .....	4	(D)	(D)	(D)	GG
8063 pt.	Psychiatric hospitals, government .....	6	(D)	(D)	(D)	II
8069	Specialty hospitals, except psychiatric .....	14	743 523	344 534	84 188	11 241
8069 pt.	Specialty hospitals, except psychiatric; nongovernment .....	11	(D)	(D)	(D)	II
8069 pt.	Specialty hospitals, except psychiatric; government .....	3	(D)	(D)	(D)	HH
808, 9	Other health services .....	155	(D)	(D)	(D)	HH
808	Home health care services .....	34	(D)	(D)	(D)	GG
809	Miscellaneous health and allied services, n.e.c. ....	121	(D)	(D)	(D)	HH
8092	Kidney dialysis centers .....	5	(D)	(D)	(D)	CC
8093	Specialty outpatient facilities, n.e.c. ....	81	(D)	(D)	(D)	GG
8099	Health and allied services, n.e.c. ....	35	(D)	(D)	(D)	FF
<b>8111 pt.</b>	<b>Legal aid societies and similar legal services</b> .....	<b>74</b>	<b>(D)</b>	<b>(D)</b>	<b>(D)</b>	<b>FF</b>
<b>823, 4, 9</b>	<b>Selected educational services</b> .....	<b>264</b>	<b>(D)</b>	<b>(D)</b>	<b>(D)</b>	<b>HH</b>
823	Libraries .....	23	18 924	7 623	1 803	482
824	Vocational schools .....	39	(D)	(D)	(D)	EE
8243	Data processing schools .....	-	-	-	-	-
8244	Business and secretarial schools .....	-	-	-	-	-
8249	Vocational schools, n.e.c. ....	39	(D)	(D)	(D)	EE
829	Schools and educational services, n.e.c. ....	202	(D)	(D)	(D)	HH
<b>83</b>	<b>Social services</b> .....	<b>2 748</b>	<b>(D)</b>	<b>(D)</b>	<b>(D)</b>	<b>LL</b>
835	Child day care services .....	577	(D)	(D)	(D)	II
832, 3, 6, 9	Other social services .....	2 171	4 032 835	868 332	207 231	48 340
832	Individual and family social services .....	766	1 273 580	287 661	67 366	15 701
833	Job training and vocational rehabilitation services .....	169	(D)	(D)	(D)	II
836	Residential care .....	520	377 573	182 811	42 147	11 253
839	Social services, n.e.c. ....	716	(D)	(D)	(D)	JJ
<b>861, 2, 4, 9</b>	<b>Selected membership organizations</b> .....	<b>2 980</b>	<b>(D)</b>	<b>(D)</b>	<b>(D)</b>	<b>KK</b>
861	Business associations .....	1 008	(D)	(D)	(D)	JJ
864	Civic, social, and fraternal associations .....	1 034	(D)	(D)	(D)	JJ
862, 9	Other membership organizations .....	938	1 991 427	524 200	125 722	16 130
862	Professional membership organizations .....	512	(D)	(D)	(D)	II
869	Membership organizations, n.e.c. ....	426	(D)	(D)	(D)	II

**Table 7b. Summary Statistics for Firms Exempt From Federal Income Tax for Metropolitan Areas: 1992—Con.**

[Includes only establishments with payroll. For meaning of abbreviations and symbols, see introductory text. For explanation of terms and comparability of 1987 and 1992 censuses, see appendix A. For definitions of CMSA's, MSA's, and PMSA's, see appendix D]

SIC code	Geographic area and kind of business or operation	Establishments (number)	Revenue (\$1,000)	Annual payroll (\$1,000)	First-quarter payroll (\$1,000)	Paid employees for pay period including March 12 (number)
	<b>WASHINGTON-BALTIMORE, DC-MD-VA-WV CMSA—Con.</b>					
<b>873. 4 ex. 8744</b>	<b>Research, testing, and consulting services, except facilities support management services</b> .....	<b>619</b>	<b>(D)</b>	<b>(D)</b>	<b>(D)</b>	<b>JJ</b>
873	Research, development, and testing services .....	496	2 106 528	778 309	190 392	17 606
8731	Commercial physical and biological research .....	50	(D)	(D)	(D)	II
8732	Commercial economic, sociological, and educational research .....	70	(D)	(D)	(D)	GG
8733	Noncommercial research organizations .....	373	(D)	(D)	(D)	II
8734	Testing laboratories .....	3	(D)	(D)	(D)	BB
<b>874 ex. 8744</b>	<b>Management and public relations services, except facilities support management services</b> .....	<b>123</b>	<b>(D)</b>	<b>(D)</b>	<b>(D)</b>	<b>GG</b>
8741	Management services .....	20	(D)	(D)	(D)	CC
8742	Management consulting services .....	26	(D)	(D)	(D)	EE
8743	Public relations services .....	28	(D)	(D)	(D)	CC
8748	Business consulting services, n.e.c. ....	49	115 331	24 179	5 395	623
	<b>Baltimore, MD PMSA</b>					
	<b>Total</b> .....	<b>1 846</b>	<b>5 841 428</b>	<b>2 376 975</b>	<b>576 892</b>	<b>97 097</b>
	(See appropriate State for SIC detail.)					
	<b>Hagerstown, MD PMSA</b>					
	<b>Total</b> .....	<b>165</b>	<b>186 765</b>	<b>89 817</b>	<b>21 710</b>	<b>5 059</b>
	(See appropriate State for SIC detail.)					
	<b>Washington, DC-MD-VA-WV PMSA</b>					
	<b>Total</b> .....	<b>5 616</b>	<b>17 088 320</b>	<b>5 733 306</b>	<b>1 388 317</b>	<b>193 594</b>
<b>7032, 704</b>	<b>Camps and membership lodging</b> .....	<b>26</b>	<b>9 484</b>	<b>3 123</b>	<b>675</b>	<b>236</b>
7032	Sporting and recreational camps .....	7	(D)	(D)	(D)	CC
704	Organization hotels and lodging houses, on membership basis .....	19	(D)	(D)	(D)	CC
<b>792, 7991 pt., 7997, 7999 pt., 84</b>	<b>Selected amusement, recreation, and related services</b> .....	<b>270</b>	<b>287 909</b>	<b>96 558</b>	<b>20 912</b>	<b>5 269</b>
792	Theatrical producers (except motion picture), bands, orchestras, and entertainers .....	63	65 542	21 310	4 773	1 379
7922	Theatrical producers (except motion picture) and miscellaneous theatrical services .....	39	42 513	15 224	2 998	872
7922 pt.	Producers of live theatrical productions .....	29	(D)	(D)	(D)	FF
7922 pt.	Producers of radio and television shows, except tape .....	1	(D)	(D)	(D)	AA
7922 pt.	Artists' and entertainers' managers or agents, concert bureaus, booking agents .....	1	(D)	(D)	(D)	AA
7922 pt.	Other theatrical services .....	8	(D)	(D)	(D)	CC
7929	Bands, orchestras, actors, and other entertainers and entertainment groups .....	24	23 029	6 086	1 775	507
7929 pt.	Dance groups and artists .....	2	(D)	(D)	(D)	BB
7929 pt.	Symphony orchestras, opera companies, and chamber music organizations .....	14	(D)	(D)	(D)	EE
7929 pt.	Other music groups and artists .....	6	(D)	(D)	(D)	AA
7929 pt.	Other entertainers and entertainment groups .....	2	(D)	(D)	(D)	BB
7991 pt., 7997	Gymnasiums, athletic clubs, and membership sports and recreation clubs .....	149	113 551	46 350	9 659	2 442
7991 pt.	Gymnasiums and athletic clubs .....	3	(D)	(D)	(D)	BB
7997	Membership sports and recreation clubs .....	146	(D)	(D)	(D)	GG
7999 pt.	Fairs .....	5	3 380	532	68	23
84	Museums, art galleries, and botanical and zoological gardens .....	53	105 436	28 366	6 412	1 425
841	Museums and art galleries .....	48	(D)	(D)	(D)	GG
842	Arboreta and botanical or zoological gardens .....	5	(D)	(D)	(D)	CC
<b>8011 pt.; 8021 pt.; 805, 6, 8, 9</b>	<b>Selected health services</b> .....	<b>266</b>	<b>6 171 237</b>	<b>2 790 444</b>	<b>677 807</b>	<b>92 410</b>
8011 pt., 8021 pt.	Clinics of doctors of medicine and dentists .....	52	513 292	178 098	43 440	4 633
8011 pt.	General medical clinics .....	51	(D)	(D)	(D)	HH
8021 pt.	Dental clinics .....	1	(D)	(D)	(D)	AA
805	Nursing and personal care facilities .....	58	230 338	113 611	27 994	6 226
8051	Skilled nursing care facilities .....	27	171 969	84 386	20 756	4 327
8052	Intermediate care facilities .....	24	50 179	24 401	6 137	1 663
8059	Nursing and personal care facilities, n.e.c. ....	7	8 190	4 824	1 101	236
806	Hospitals .....	54	5 246 952	2 413 061	586 726	77 815
8062	General medical and surgical hospitals .....	45	(D)	(D)	(D)	LL
8062 pt.	General medical and surgical hospitals, nongovernment .....	38	3 519 867	1 557 168	377 428	53 546
8062 pt.	General medical and surgical hospitals, government .....	7	(D)	(D)	(D)	JJ
8063, 9	Specialty hospitals .....	9	(D)	(D)	(D)	JJ
8063	Psychiatric hospitals .....	4	(D)	(D)	(D)	HH
8063 pt.	Psychiatric hospitals, nongovernment .....	2	(D)	(D)	(D)	CC
8063 pt.	Psychiatric hospitals, government .....	2	(D)	(D)	(D)	HH
8069	Specialty hospitals, except psychiatric .....	5	(D)	(D)	(D)	II
8069 pt.	Specialty hospitals, except psychiatric; nongovernment .....	4	(D)	(D)	(D)	II
8069 pt.	Specialty hospitals, except psychiatric; government .....	1	(D)	(D)	(D)	GG

**Table 7b. Summary Statistics for Firms Exempt From Federal Income Tax for Metropolitan Areas: 1992—Con.**

[Includes only establishments with payroll. For meaning of abbreviations and symbols, see introductory text. For explanation of terms and comparability of 1987 and 1992 censuses, see appendix A. For definitions of CMSA's, MSA's, and PMSA's, see appendix D]

SIC code	Geographic area and kind of business or operation	Establishments (number)	Revenue (\$1,000)	Annual payroll (\$1,000)	First-quarter payroll (\$1,000)	Paid employees for pay period including March 12 (number)
	<b>WASHINGTON-BALTIMORE, DC-MD-VA-WV CMSA—Con.</b>					
	<b>Washington, DC-MD-VA-WV PMSA—Con.</b>					
<b>8011 pt.; 8021 pt.; 805, 6, 8, 9</b>	<b>Selected health services —Con.</b>					
808, 9	Other health services .....	102	180 655	85 674	19 647	3 736
808	Home health care services .....	25	77 071	43 253	10 132	1 864
809	Miscellaneous health and allied services, n.e.c. ....	77	103 584	42 421	9 515	1 872
8092	Kidney dialysis centers .....	—	—	—	—	—
8093	Specialty outpatient facilities, n.e.c. ....	52	76 120	31 457	6 980	1 403
8099	Health and allied services, n.e.c. ....	25	27 464	10 964	2 535	469
<b>8111 pt.</b>	<b>Legal aid societies and similar legal services .....</b>	<b>58</b>	<b>37 767</b>	<b>17 420</b>	<b>4 122</b>	<b>528</b>
<b>823, 4, 9</b>	<b>Selected educational services .....</b>	<b>212</b>	<b>236 303</b>	<b>52 479</b>	<b>12 783</b>	<b>2 560</b>
823	Libraries.....	17	12 966	4 938	1 161	308
824	Vocational schools .....	22	11 025	4 482	1 132	252
8243	Data processing schools .....	—	—	—	—	—
8244	Business and secretarial schools .....	—	—	—	—	—
8249	Vocational schools, n.e.c. ....	22	11 025	4 482	1 132	252
829	Schools and educational services, n.e.c. ....	173	212 312	43 059	10 490	2 000
<b>83</b>	<b>Social services .....</b>	<b>1 861</b>	<b>3 174 871</b>	<b>665 784</b>	<b>159 669</b>	<b>36 785</b>
835	Child day care services .....	397	98 321	57 056	13 856	4 918
832, 3, 6, 9	Other social services .....	1 464	3 076 550	608 728	145 813	31 867
832	Individual and family social services .....	491	785 812	186 683	43 383	8 991
833	Job training and vocational rehabilitation services .....	116	144 445	72 487	17 414	4 299
836	Residential care .....	332	198 764	96 468	21 256	5 695
839	Social services, n.e.c. ....	525	1 947 529	253 090	63 760	12 882
<b>861, 2, 4, 9</b>	<b>Selected membership organizations .....</b>	<b>2 362</b>	<b>5 456 048</b>	<b>1 488 284</b>	<b>363 408</b>	<b>41 488</b>
861	Business associations .....	894	2 748 734	798 944	196 325	17 812
864	Civic, social, and fraternal associations .....	682	798 093	186 395	46 464	8 471
862, 9	Other membership organizations .....	786	1 909 221	502 945	120 619	15 205
862	Professional membership organizations .....	449	1 294 301	328 019	79 415	9 516
869	Membership organizations, n.e.c. ....	337	614 920	174 926	41 204	5 689
<b>873, 4 ex. 8744</b>	<b>Research, testing, and consulting services, except facilities support management services .....</b>	<b>561</b>	<b>1 714 701</b>	<b>619 214</b>	<b>148 941</b>	<b>14 318</b>
873	Research, development, and testing services .....	453	1 522 226	570 238	137 547	13 179
8731	Commercial physical and biological research .....	38	510 359	252 218	60 326	4 964
8732	Commercial economic, sociological, and educational research .....	66	(D)	(D)	(D)	GG
8733	Noncommercial research organizations .....	347	906 525	273 866	66 834	7 117
8734	Testing laboratories .....	2	(D)	(D)	(D)	BB
874 ex. 8744	Management and public relations services, except facilities support management services .....	108	192 475	48 976	11 394	1 139
8741	Management services .....	16	18 040	3 318	756	68
8742	Management consulting services .....	23	47 315	18 738	4 627	348
8743	Public relations services .....	27	17 676	5 280	1 182	181
8748	Business consulting services, n.e.c. ....	42	109 444	21 640	4 829	542



**Table 8a. Summary Statistics for Firms Subject to Federal Income Tax for the Area Outside Metropolitan Areas: 1992**

[Includes only establishments with payroll. For meaning of abbreviations and symbols, see introductory text. For explanation of terms and comparability of 1987 and 1992 censuses, see appendix A. For definitions of CMSA's, MSA's, and PMSA's, see appendix D]

SIC code	Kind of business or operation	Establishments (number)	Receipts (\$1,000)	Annual payroll (\$1,000)	First-quarter payroll (\$1,000)	Paid employees for pay period including March 12 (number)
	<b>Total</b> .....	<b>7 375</b>	<b>2 415 141</b>	<b>908 781</b>	<b>199 719</b>	<b>52 783</b>
<b>70 ex. 704</b>	<b>Hotels, rooming houses, camps, and other lodging places (except membership lodging)</b> .....	<b>375</b>	<b>(D)</b>	<b>(D)</b>	<b>(D)</b>	<b>II</b>
7011	Hotels and motels .....	316	224 125	68 072	13 832	6 264
7011 pt.	Hotels .....	77	(D)	(D)	(D)	HH
7011 pt.	Hotels, 25 guestrooms or more .....	33	106 635	38 934	7 768	2 914
7011 pt.	Hotels, less than 25 guestrooms .....	44	(D)	(D)	(D)	CC
7011 pt.	Motels, motor hotels, and tourist courts .....	239	(D)	(D)	(D)	HH
7011 pt.	Motels, tourist courts .....	215	89 204	21 780	4 591	2 519
7011 pt.	Motor hotels .....	24	(D)	(D)	(D)	FF
702, 3	Other lodging places .....	59	(D)	(D)	(D)	EE
702	Rooming and boarding houses .....	11	(D)	(D)	(D)	BB
703	Camps and recreational vehicle parks .....	48	22 662	6 288	1 577	439
<b>72</b>	<b>Personal services</b> .....	<b>1 106</b>	<b>(D)</b>	<b>(D)</b>	<b>(D)</b>	<b>HH</b>
721	Laundry, cleaning, and garment services .....	282	54 429	17 079	4 086	1 454
7211	Power laundries, family and commercial* .....	5	(D)	(D)	(D)	BB
7213	Linen supply* .....	4	(D)	(D)	(D)	BB
7215	Coin-operated laundries and drycleaning .....	125	8 832	1 656	396	256
7216	Drycleaning plants, except rug cleaning .....	90	13 598	5 229	1 275	546
7217	Carpet and upholstery cleaning .....	33	3 857	1 168	261	113
7218	Industrial launderers* .....	7	23 278	7 332	1 783	373
7212, 9	Other laundry, cleaning, and garment services* .....	18	(D)	(D)	(D)	BB
7212	Garment pressing, and agents for laundries and drycleaners .....	12	(D)	(D)	(D)	BB
7219	Laundry and garment services, n.e.c.* .....	6	(D)	(D)	(D)	AA
722	Photographic studios, portrait .....	39	6 604	1 486	330	145
723, 4	Beauty and barber shops .....	497	(D)	(D)	(D)	GG
723	Beauty shops .....	485	(D)	(D)	(D)	GG
724	Barber shops .....	12	(D)	(D)	(D)	BB
725	Shoe repair shops and shoeshine parlors .....	12	1 256	273	62	28
726	Funeral service and crematories .....	182	57 062	13 055	2 941	880
729	Miscellaneous personal services .....	94	11 168	2 851	1 018	659
7291	Tax return preparation services .....	54	7 294	1 854	812	518
7299	Miscellaneous personal services, n.e.c. ....	40	3 874	997	206	141
<b>73</b>	<b>Business services</b> .....	<b>763</b>	<b>(D)</b>	<b>(D)</b>	<b>(D)</b>	<b>II</b>
731	Advertising .....	36	6 575	2 231	584	209
7311	Advertising agencies .....	27	4 640	1 759	461	126
7312	Outdoor advertising services .....	1	(D)	(D)	(D)	AA
7313	Radio, television, publishers' advertising representatives .....	4	705	332	93	76
7319	Advertising, n.e.c. ....	4	(D)	(D)	(D)	AA
732	Consumer credit reporting agencies, mercantile reporting agencies, and adjustment and collection agencies .....	24	(D)	(D)	(D)	CC
7322	Adjustment and collection services .....	16	4 874	2 129	426	121
7323	Credit reporting services .....	8	(D)	(D)	(D)	BB
733	Mailing, reproduction, commercial art and photography, and stenographic services .....	50	(D)	(D)	(D)	CC
7331	Direct mail advertising services .....	2	(D)	(D)	(D)	AA
7334	Photocopying and duplicating services .....	12	2 884	725	170	71
7335, 6	Commercial photography, art, and graphics .....	24	2 837	739	196	65
7335	Commercial photography .....	5	627	98	20	9
7336	Commercial art and graphic design .....	19	2 210	641	176	56
7338	Secretarial and court reporting services .....	12	(D)	(D)	(D)	BB
734	Services to dwellings and other buildings .....	242	(D)	(D)	(D)	GG
7342	Disinfecting and pest control services .....	43	(D)	(D)	(D)	CC
7349	Building cleaning and maintenance services, n.e.c. ....	199	24 351	9 675	2 199	1 176
735	Miscellaneous equipment rental and leasing .....	120	44 970	12 456	2 842	610
7352	Medical equipment rental and leasing .....	35	15 925	5 179	1 099	224
7353	Heavy construction equipment rental and leasing .....	13	2 646	563	197	21
7359	Equipment rental and leasing, n.e.c. ....	72	26 399	6 714	1 546	365
736	Personnel supply services .....	54	(D)	(D)	(D)	GG
7361	Employment agencies .....	16	(D)	(D)	(D)	BB
7363	Help supply services .....	38	29 712	21 696	4 401	2 084
7363 pt.	Temporary help supply .....	33	22 268	15 421	3 123	1 589
7363 pt.	Help supply, except temporary .....	5	7 444	6 275	1 278	495
737	Computer programming, data processing, and other computer related services .....	72	(D)	(D)	(D)	FF
7371, 2, 3	Computer programming, prepackaged software, and integrated systems .....	49	(D)	(D)	(D)	FF
7371	Computer programming services .....	36	24 293	12 853	2 718	356
7372	Prepackaged software .....	8	(D)	(D)	(D)	BB
7373	Computer integrated systems .....	5	8 275	2 932	687	89
7374, 5, 6	Data processing services .....	14	6 117	2 590	616	155
7374, 5	Computer processing, information retrieval .....	14	6 117	2 590	616	155
7376	Computer facilities management services .....	-	-	-	-	-
7377, 8, 9	Computer rental and leasing, maintenance, and related services, n.e.c. ....	9	(D)	(D)	(D)	BB
7377	Computer rental and leasing .....	1	(D)	(D)	(D)	AA
7378	Computer maintenance and repair .....	1	(D)	(D)	(D)	AA
7379	Computer related services, n.e.c. ....	7	(D)	(D)	(D)	BB

**Table 8a. Summary Statistics for Firms Subject to Federal Income Tax for the Area Outside Metropolitan Areas: 1992 — Con.**

[Includes only establishments with payroll. For meaning of abbreviations and symbols, see introductory text. For explanation of terms and comparability of 1987 and 1992 censuses, see appendix A. For definitions of CMSA's, MSA's, and PMSA's, see appendix D]

SIC code	Kind of business or operation	Establishments (number)	Receipts (\$1,000)	Annual payroll (\$1,000)	First-quarter payroll (\$1,000)	Paid employees for pay period including March 12 (number)
<b>73</b>	<b>Business services—Con.</b>					
738	Miscellaneous business services -----	165	43 281	15 185	3 370	1 497
7381, 2	Detective agencies and protective services -----	33	7 926	5 049	1 204	657
7381	Detective, guard, and armored car services -----	25	6 637	4 623	1 089	629
7382	Security systems services -----	8	1 289	426	115	28
7383	News syndicates -----	2	(D)	(D)	(D)	AA
7384	Photofinishing laboratories* -----	28	(D)	(D)	(D)	CC
7389	Business services, n.e.c. -----	102	30 756	8 987	1 893	738
7389 pt.	Sign painting shops -----	9	2 088	489	104	33
7389 pt.	Interior designing -----	12	1 801	203	57	26
7389 pt.	Telephone answering services -----	4	229	119	24	21
7389 pt.	Other business services -----	77	26 638	8 176	1 708	658
<b>75</b>	<b>Automotive repair, services, and parking -----</b>	<b>856</b>	<b>200 699</b>	<b>45 160</b>	<b>10 522</b>	<b>2 858</b>
751	Automotive rental and leasing, without drivers -----	36	(D)	(D)	(D)	BB
7513	Truck rental and leasing, without drivers -----	18	11 315	1 531	364	63
7514, 5	Passenger car rental and leasing -----	17	(D)	(D)	(D)	BB
7514	Passenger car rental -----	14	(D)	(D)	(D)	BB
7515	Passenger car leasing -----	3	(D)	(D)	(D)	AA
7519	Utility trailer and recreational vehicle rental -----	1	(D)	(D)	(D)	AA
752	Automobile parking -----	2	(D)	(D)	(D)	AA
753	Automotive repair shops -----	743	167 823	37 804	8 842	2 367
7532	Top, body, and upholstery repair shops and paint shops -----	163	(D)	(D)	(D)	EE
7532 pt.	Top and body repair shops -----	152	33 630	7 245	1 715	469
7532 pt.	Paint shops -----	11	(D)	(D)	(D)	AA
7538	General automotive repair shops -----	453	81 618	18 043	4 195	1 217
7538 pt.	General automotive repair shops, except diesel -----	410	69 466	15 272	3 506	1 037
7538 pt.	Diesel repair shops -----	43	12 152	2 771	689	180
7533, 4, 6, 7, 9	Other automotive repair shops -----	127	(D)	(D)	(D)	FF
7533	Automotive exhaust system repair shops -----	30	5 471	1 181	273	86
7534	Tire retreading and repair shops -----	20	32 048	7 726	1 785	364
7536	Automotive glass replacement shops -----	25	4 489	1 095	268	71
7537	Automotive transmission repair shops -----	22	(D)	(D)	(D)	BB
7539	Automotive repair shops, n.e.c. -----	30	4 770	1 238	295	79
7539 pt.	Radiator repair -----	6	903	259	60	13
7539 pt.	Brake, front end, and wheel alignment -----	12	2 017	555	136	35
7539 pt.	Automotive electrical and fuel system services -----	8	1 024	228	51	19
7539 pt.	Other automotive repair shops, n.e.c. -----	4	826	196	48	12
754	Automotive services, except repair -----	75	17 038	5 224	1 189	385
7542	Carwashes -----	45	7 462	2 094	512	212
7549	Automotive services, except repair and carwashes -----	30	9 576	3 130	677	173
<b>76</b>	<b>Miscellaneous repair services -----</b>	<b>357</b>	<b>(D)</b>	<b>(D)</b>	<b>(D)</b>	<b>GG</b>
762	Electrical repair shops -----	89	(D)	(D)	(D)	EE
7622	Radio and television repair shops -----	26	(D)	(D)	(D)	BB
7623, 9	Other electrical and electronic repair shops -----	63	(D)	(D)	(D)	EE
7623	Refrigeration and air-conditioning service and repair shops -----	18	(D)	(D)	(D)	BB
7629	Electrical and electronic repair shops, n.e.c. -----	45	10 479	3 831	911	194
763	Watch, clock, and jewelry repair -----	1	(D)	(D)	(D)	AA
764	Reupholstery and furniture repair -----	35	(D)	(D)	(D)	CC
769	Miscellaneous repair and related services -----	232	76 737	23 368	5 262	1 228
7692	Welding repair -----	37	4 613	1 229	257	106
7694	Armature rewinding shops -----	25	14 741	5 117	1 231	247
7699	Repair shops and related services, n.e.c. -----	170	57 383	17 022	3 774	875
<b>78, 79, 84</b>	<b>Amusement and recreation services, including motion pictures and museums -----</b>	<b>507</b>	<b>107 712</b>	<b>26 371</b>	<b>5 563</b>	<b>2 762</b>
781, 2	Motion picture production, distribution, and services -----	9	(D)	(D)	(D)	AA
783	Motion picture theaters -----	37	11 094	1 749	406	286
7832	Motion picture theaters, except drive-in -----	31	(D)	(D)	(D)	EE
7833	Drive-in motion picture theaters -----	6	(D)	(D)	(D)	AA
784	Video tape rental -----	152	(D)	(D)	(D)	FF
792	Theatrical producers (except motion picture), bands, orchestras, and entertainers -----	12	(D)	(D)	(D)	BB
7922	Theatrical producers (except motion picture) and miscellaneous theatrical services -----	3	(D)	(D)	(D)	AA
7929	Bands, orchestras, actors, and other entertainers and entertainment groups -----	9	(D)	(D)	(D)	BB
793	Bowling centers -----	22	(D)	(D)	(D)	EE
79 ex. 792, 3, 84	Commercial sports and other amusement and recreation services, including museums -----	275	(D)	(D)	(D)	GG
794	Commercial sports -----	20	(D)	(D)	(D)	CC
7941	Professional sports clubs, managers, promoters -----	4	(D)	(D)	(D)	AA
7948	Racing, including track operation -----	16	(D)	(D)	(D)	CC
79 ex. 792, 3, 4, 84	Other amusement and recreation services, including museums -----	255	49 391	13 228	2 763	1 351
791	Dance studios, schools, and halls -----	17	923	202	56	54
7991	Physical fitness facilities -----	42	4 940	1 282	288	288
7992	Public golf courses -----	18	7 277	1 629	222	83
7993	Coin-operated amusement devices -----	24	5 605	1 189	282	90
7996	Amusement parks -----	-	-	-	-	-
7997	Membership sports and recreation clubs -----	37	6 499	1 984	359	186
7999, 84	Amusement and recreation services, including museums, n.e.c. -----	117	24 147	6 942	1 556	650
7999 pt.	Concession operators of amusement devices and rides -----	3	(D)	(D)	(D)	AA
7999 pt.	Carnivals, circuses, and fairs -----	4	(D)	(D)	(D)	AA
7999 pt., 84	Other recreation and amusements, including museums -----	110	(D)	(D)	(D)	FF

**Table 8a. Summary Statistics for Firms Subject to Federal Income Tax for the Area Outside Metropolitan Areas: 1992 — Con.**

[Includes only establishments with payroll. For meaning of abbreviations and symbols, see introductory text. For explanation of terms and comparability of 1987 and 1992 censuses, see appendix A. For definitions of CMSA's, MSA's, and PMSA's, see appendix D]

SIC code	Kind of business or operation	Establishments (number)	Receipts (\$1,000)	Annual payroll (\$1,000)	First-quarter payroll (\$1,000)	Paid employees for pay period including March 12 (number)
<b>80</b>	<b>Health services</b> -----	<b>1 725</b>	<b>948 602</b>	<b>417 617</b>	<b>89 932</b>	<b>18 290</b>
801	Offices and clinics of doctors of medicine -----	829	450 901	230 948	46 656	5 695
8011 pt.	Offices of doctors of medicine -----	818	439 426	227 613	45 766	5 489
8011 pt.	General medical clinics -----	11	11 475	3 335	890	206
802	Offices and clinics of dentists -----	427	103 634	37 062	7 918	1 908
803	Offices and clinics of doctors of osteopathy -----	14	(D)	(D)	(D)	BB
804	Offices and clinics of other health practitioners -----	251	(D)	(D)	(D)	FF
8041	Offices and clinics of chiropractors -----	66	12 594	3 967	825	199
8042	Offices and clinics of optometrists -----	101	20 316	4 843	1 141	330
8043	Offices and clinics of podiatrists -----	19	(D)	(D)	(D)	BB
8049	Offices and clinics of health practitioners, n.e.c. -----	65	16 103	7 226	1 542	357
805	Nursing and personal care facilities -----	79	(D)	(D)	(D)	II
8051	Skilled nursing care facilities -----	39	87 968	39 160	9 452	3 523
8052	Intermediate care facilities -----	34	72 361	35 748	8 625	2 903
8059	Nursing and personal care facilities, n.e.c. -----	6	(D)	(D)	(D)	CC
806	Hospitals -----	5	(D)	(D)	(D)	GG
8062	General medical and surgical hospitals -----	4	(D)	(D)	(D)	GG
8063, 9	Specialty hospitals -----	1	(D)	(D)	(D)	BB
807, 8, 9	Other health services -----	120	(D)	(D)	(D)	GG
807	Medical and dental laboratories -----	34	(D)	(D)	(D)	CC
8071	Medical laboratories -----	19	(D)	(D)	(D)	BB
8072	Dental laboratories -----	15	(D)	(D)	(D)	BB
808	Home health care services -----	38	22 006	10 339	2 105	895
809	Miscellaneous health and allied services, n.e.c. -----	48	21 545	6 868	1 538	382
8092	Kidney dialysis centers -----	13	13 188	3 222	798	148
8093	Specialty outpatient facilities, n.e.c. -----	25	5 487	2 184	433	95
8099	Health and allied services, n.e.c. -----	10	2 870	1 462	307	139
<b>81</b>	<b>Legal services</b> -----	<b>618</b>	<b>133 808</b>	<b>46 415</b>	<b>9 401</b>	<b>2 120</b>
<b>823, 4, 9</b>	<b>Selected educational services</b> -----	<b>32</b>	<b>(D)</b>	<b>(D)</b>	<b>(D)</b>	<b>CC</b>
823	Libraries -----	1	(D)	(D)	(D)	AA
824	Vocational schools -----	8	4 322	1 831	409	97
829	Schools and educational services, n.e.c. -----	23	(D)	(D)	(D)	BB
<b>83</b>	<b>Social services</b> -----	<b>276</b>	<b>(D)</b>	<b>(D)</b>	<b>(D)</b>	<b>GG</b>
835	Child day care services -----	116	(D)	(D)	(D)	FF
832, 3, 6, 9	Other social services -----	160	(D)	(D)	(D)	GG
<b>87 ex. 8733</b>	<b>Engineering, accounting, research, management, and related services (except noncommercial research organizations)</b> -----	<b>720</b>	<b>(D)</b>	<b>(D)</b>	<b>(D)</b>	<b>HH</b>
871	Engineering, architectural, and surveying services -----	220	(D)	(D)	(D)	GG
8711	Engineering services -----	90	47 058	22 702	5 097	761
8712	Architectural services -----	34	(D)	(D)	(D)	CC
8713	Surveying services -----	96	14 406	7 001	1 554	401
872	Accounting, auditing, and bookkeeping services -----	308	(D)	(D)	(D)	GG
873 ex. 8733	Research, development, and testing services (except noncommercial research organizations) -----	32	(D)	(D)	(D)	CC
8731	Commercial physical and biological research -----	12	2 404	1 034	212	44
8732	Commercial economic, sociological, and educational research -----	7	(D)	(D)	(D)	AA
8734	Testing laboratories -----	13	6 257	2 350	539	93
874	Management and public relations services -----	160	76 518	37 467	8 912	1 338
8741	Management services -----	45	44 773	20 674	4 828	712
8742	Management consulting services -----	67	8 609	3 614	781	122
8743	Public relations services -----	7	(D)	(D)	(D)	BB
8744	Facilities support management services -----	6	(D)	(D)	(D)	EE
8748	Business consulting services, n.e.c. -----	35	3 431	1 218	307	58
<b>89</b>	<b>Services, n.e.c.</b> -----	<b>40</b>	<b>(D)</b>	<b>(D)</b>	<b>(D)</b>	<b>CC</b>

**Table 8b. Summary Statistics for Firms Exempt From Federal Income Tax for the Area Outside Metropolitan Areas: 1992**

[Includes only establishments with payroll. For meaning of abbreviations and symbols, see introductory text. For explanation of terms and comparability of 1987 and 1992 censuses, see appendix A. For definitions of CMSA's, MSA's, and PMSA's, see appendix D]

SIC code	Kind of business or operation	Establishments (number)	Revenue (\$1,000)	Annual payroll (\$1,000)	First-quarter payroll (\$1,000)	Paid employees for pay period including March 12 (number)
	<b>Total</b> .....	<b>1 021</b>	<b>(D)</b>	<b>(D)</b>	<b>(D)</b>	<b>KK</b>
<b>7032, 704</b>	<b>Camps and membership lodging</b> .....	<b>20</b>	<b>3 315</b>	<b>792</b>	<b>147</b>	<b>65</b>
7032	Sporting and recreational camps .....	9	1 647	569	84	38
704	Organization hotels and lodging houses, on membership basis .....	11	1 668	223	63	27
<b>792, 7991 pt., 7997, 7999 pt., 84</b>	<b>Selected amusement, recreation, and related services</b> .....	<b>96</b>	<b>32 360</b>	<b>11 519</b>	<b>2 294</b>	<b>835</b>
792	Theatrical producers (except motion picture), bands, orchestras, and entertainers .....	10	(D)	(D)	(D)	BB
7922	Theatrical producers (except motion picture) and miscellaneous theatrical services .....	7	1 204	410	56	18
7922 pt.	Producers of live theatrical productions .....	7	1 204	410	56	18
7922 pt.	Producers of radio and television shows, except tape .....	-	-	-	-	-
7922 pt.	Artists' and entertainers' managers or agents, concert bureaus, booking agents .....	-	-	-	-	-
7922 pt.	Other theatrical services .....	-	-	-	-	-
7929	Bands, orchestras, actors, and other entertainers and entertainment groups .....	3	(D)	(D)	(D)	AA
7929 pt.	Dance groups and artists .....	1	(D)	(D)	(D)	AA
7929 pt.	Symphony orchestras, opera companies, and chamber music organizations .....	1	(D)	(D)	(D)	AA
7929 pt.	Other music groups and artists .....	1	(D)	(D)	(D)	AA
7929 pt.	Other entertainers and entertainment groups .....	-	-	-	-	-
7991 pt., 7997	Gymnasiums, athletic clubs, and membership sports and recreation clubs .....	68	23 805	8 896	1 704	641
7991 pt.	Gymnasiums and athletic clubs .....	1	(D)	(D)	(D)	AA
7997	Membership sports and recreation clubs .....	67	(D)	(D)	(D)	FF
7999 pt.	Fairs .....	3	(D)	(D)	(D)	AA
84	Museums, art galleries, and botanical and zoological gardens .....	15	6 488	1 903	473	162
841	Museums and art galleries .....	14	(D)	(D)	(D)	CC
842	Arboreta and botanical or zoological gardens .....	1	(D)	(D)	(D)	AA
<b>8011 pt.; 8021 pt.; 805, 6, 8, 9</b>	<b>Selected health services</b> .....	<b>114</b>	<b>999 849</b>	<b>441 767</b>	<b>110 973</b>	<b>21 241</b>
8011 pt., 8021 pt.	Clinics of doctors of medicine and dentists .....	26	(D)	(D)	(D)	EE
8011 pt.	General medical clinics .....	24	(D)	(D)	(D)	EE
8021 pt.	Dental clinics .....	2	(D)	(D)	(D)	BB
805	Nursing and personal care facilities .....	20	(D)	(D)	(D)	GG
8051	Skilled nursing care facilities .....	5	(D)	(D)	(D)	EE
8052	Intermediate care facilities .....	12	(D)	(D)	(D)	FF
8059	Nursing and personal care facilities, n.e.c. .....	3	(D)	(D)	(D)	EE
806	Hospitals .....	40	917 699	404 293	101 932	18 704
8062	General medical and surgical hospitals .....	33	796 327	323 792	81 309	15 283
8062 pt.	General medical and surgical hospitals, nongovernment .....	33	796 327	323 792	81 309	15 283
8062 pt.	General medical and surgical hospitals, government .....	-	-	-	-	-
8063, 9	Specialty hospitals .....	7	121 372	80 501	20 623	3 421
8063	Psychiatric hospitals .....	5	(D)	(D)	(D)	GG
8063 pt.	Psychiatric hospitals, nongovernment .....	1	(D)	(D)	(D)	EE
8063 pt.	Psychiatric hospitals, government .....	4	75 917	53 256	13 347	2 069
8069	Specialty hospitals, except psychiatric .....	2	(D)	(D)	(D)	FF
8069 pt.	Specialty hospitals, except psychiatric; nongovernment .....	-	-	-	-	-
8069 pt.	Specialty hospitals, except psychiatric; government .....	2	(D)	(D)	(D)	FF
808, 9	Other health services .....	28	(D)	(D)	(D)	EE
808	Home health care services .....	10	(D)	(D)	(D)	CC
809	Miscellaneous health and allied services, n.e.c. .....	18	(D)	(D)	(D)	EE
8092	Kidney dialysis centers .....	-	-	-	-	-
8093	Specialty outpatient facilities, n.e.c. .....	14	(D)	(D)	(D)	CC
8099	Health and allied services, n.e.c. .....	4	(D)	(D)	(D)	CC
<b>8111 pt.</b>	<b>Legal aid societies and similar legal services</b> .....	<b>13</b>	<b>(D)</b>	<b>(D)</b>	<b>(D)</b>	<b>BB</b>
<b>823, 4, 9</b>	<b>Selected educational services</b> .....	<b>40</b>	<b>(D)</b>	<b>(D)</b>	<b>(D)</b>	<b>EE</b>
823	Libraries .....	19	(D)	(D)	(D)	CC
824	Vocational schools .....	-	-	-	-	-
8243	Data processing schools .....	-	-	-	-	-
8244	Business and secretarial schools .....	-	-	-	-	-
8249	Vocational schools, n.e.c. .....	-	-	-	-	-
829	Schools and educational services, n.e.c. .....	21	6 510	3 357	868	220
<b>83</b>	<b>Social services</b> .....	<b>366</b>	<b>(D)</b>	<b>(D)</b>	<b>(D)</b>	<b>HH</b>
835	Child day care services .....	76	(D)	(D)	(D)	FF
832, 3, 6, 9	Other social services .....	290	115 052	39 856	9 508	3 341
832	Individual and family social services .....	156	25 698	11 411	2 846	1 043
833	Job training and vocational rehabilitation services .....	34	22 850	10 083	2 276	947
836	Residential care .....	29	24 000	10 180	2 373	738
839	Social services, n.e.c. .....	71	42 504	8 182	2 013	613
<b>861, 2, 4, 9</b>	<b>Selected membership organizations</b> .....	<b>360</b>	<b>116 754</b>	<b>15 289</b>	<b>3 526</b>	<b>1 373</b>
861	Business associations .....	69	23 923	2 750	635	192
864	Civic, social, and fraternal associations .....	184	42 237	8 850	2 029	885
862, 9	Other membership organizations .....	107	50 594	3 689	862	296
862	Professional membership organizations .....	13	1 943	563	130	35
869	Membership organizations, n.e.c. .....	94	48 651	3 126	732	261

**Table 8b. Summary Statistics for Firms Exempt From Federal Income Tax for the Area Outside Metropolitan Areas: 1992 — Con.**

[Includes only establishments with payroll. For meaning of abbreviations and symbols, see introductory text. For explanation of terms and comparability of 1987 and 1992 censuses, see appendix A. For definitions of CMSA's, MSA's, and PMSA's, see appendix D]

SIC code	Kind of business or operation	Establishments (number)	Revenue (\$1,000)	Annual payroll (\$1,000)	First-quarter payroll (\$1,000)	Paid employees for pay period including March 12 (number)
<b>873, 4 ex. 8744</b>	<b>Research, testing, and consulting services, except facilities support management services</b>	<b>12</b>	<b>7 955</b>	<b>2 816</b>	<b>657</b>	<b>130</b>
873	Research, development, and testing services	7	5 784	1 596	353	56
8731	Commercial physical and biological research	—	—	—	—	—
8732	Commercial economic, sociological, and educational research	1	(D)	(D)	(D)	AA
8733	Noncommercial research organizations	5	(D)	(D)	(D)	BB
8734	Testing laboratories	1	(D)	(D)	(D)	AA
874 ex. 8744	Management and public relations services, except facilities support management services	5	2 171	1 220	304	74
8741	Management services	2	(D)	(D)	(D)	BB
8742	Management consulting services	—	—	—	—	—
8743	Public relations services	—	—	—	—	—
8748	Business consulting services, n.e.c.	3	(D)	(D)	(D)	AA

**Table 9. Places With 2,500 Inhabitants or More Ranked by Volume of Receipts of Firms Subject to Federal Income Tax: 1992**

[Includes only establishments with payroll. For meaning of abbreviations and symbols, see introductory text. For explanation of terms and comparability of 1987 and 1992 censuses, see appendix A. For information on geographic areas followed by ▲, see appendix F]

Geographic area	Receipts		Cumulative receipts		Geographic area	Receipts		Cumulative receipts	
	Rank <sup>1</sup>	Amount (\$1,000)	Amount (\$1,000)	Percent of State total		Rank <sup>1</sup>	Amount (\$1,000)	Amount (\$1,000)	Percent of State total
<b>Virginia</b>	<b>(X)</b>	<b>33 606 386</b>	<b>33 606 386</b>	<b>100.0</b>	<b>Virginia—Con.</b>				
Richmond (IC)	1	2 237 386	2 237 386	6.7	Hopewell (IC)	36	54 143	15 688 778	46.7
Fairfax (IC)	2	1 804 541	4 041 927	12.0	Pulaski	37	45 602	15 734 380	46.8
Alexandria (IC)	3	1 619 673	5 661 600	16.8	Radford (IC)	38	40 151	15 774 531	46.9
Virginia Beach (IC)	4	1 523 527	7 185 127	21.4	Colonial Heights (IC)	39	39 812	15 814 343	47.1
Norfolk (IC)	5	1 253 697	8 438 824	25.1	South Boston (IC)	40	37 890	15 852 233	47.2
					Ashland	41	37 204	15 889 437	47.3
					Wytheville	42	37 010	15 926 447	47.4
					Front Royal	43	36 947	15 963 394	47.5
					Norton (IC)	44	36 037	15 999 431	47.6
					Galax (IC)	45	36 007	16 035 438	47.7
					Lebanon	46	34 055	16 069 493	47.8
					Emporia (IC)	47	31 623	16 101 116	47.9
					Bluefield	48	31 500	16 132 616	48.0
					Marion	49	31 288	16 163 904	48.1
					Farmville ▲	50	31 089	16 194 993	48.2
					Luray	51	29 880	16 224 873	48.3
					Christiansburg	52	29 565	16 254 438	48.4
					Lexington (IC)	53	29 138	16 283 576	48.5
					Vinton	54	28 832	16 312 408	48.5
					Tazewell	55	25 323	16 337 731	48.6
					Franklin (IC)	56	23 095	16 360 826	48.7
					Rocky Mount	57	21 991	16 382 817	48.7
					Wise	58	21 743	16 404 560	48.8
					Dumfries	59	21 665	16 426 225	48.9
					South Hill	60	20 253	16 446 478	48.9
					Big Stone Gap	61	18 892	16 465 370	49.0
					Manassas Park (IC)	62	17 992	16 483 362	49.0
					Woodstock	63	17 554	16 500 916	49.1
					Smithfield	64	16 689	16 517 605	49.2
					Covington (IC)	65	16 110	16 533 715	49.2
					Orange	66	12 223	16 545 938	49.2
					Clifton Forge (IC)	67	11 769	16 557 707	49.3
					Blackstone	68	11 235	16 568 942	49.3
					Poquoson (IC)	69	10 342	16 579 284	49.3
					Altavista	70	9 814	16 589 098	49.4
					Bridgewater	71	9 667	16 598 765	49.4
					Berryville	72	6 579	16 605 344	49.4
					Buena Vista (IC)	73	5 983	16 611 327	49.4
					West Point	74	5 830	16 617 157	49.4
					Chincoteague	75	5 505	16 622 662	49.5
					Strasburg	76	2 482	16 625 144	49.5
					Colonial Beach	77	1 189	16 626 333	49.5

<sup>1</sup>Places with suppressed receipts (if applicable) are listed at end of table rather than by rank to avoid disclosing data for individual companies.



# Appendix A.

## General Explanation

### CENSUS COVERAGE AND METHODOLOGY

**Structure and method of enumeration.** Firms in the 1992 Census of Service Industries were divided into the nonmail universe and mail universe. The coverage and the method of obtaining census information from each follow:

1. The nonmail universe consisted of firms which were not required to file a regular census return and included:

- a. All taxable nonemployers, i.e., all firms subject to Federal income tax with no paid employees during 1992. Receipts information for these firms was obtained from administrative records of other Federal agencies. Although consisting of many firms, nonemployers accounted for less than 10 percent of total receipts of all establishments covered in the census.

The census included only those service nonemployer firms which reported a receipts volume of \$1,000 or more during 1992. Establishments exempt from Federal income tax with no paid employees were excluded as in previous censuses.

Data for nonemployers are not included in this report but are provided in a subsequent Non-employer Statistics report (SC92-N-1).

- b. Selected small employers, i.e., single-establishment firms with payroll below a specified cutoff. (The term "employers" refers to firms with one or more paid employees at any time during 1992 as shown in the active administrative records of other Federal agencies.) Although the payroll cutoff varied by kind of business, small employers generally included firms with less than 10 employees and represented about 10 percent of total receipts of establishments covered in the census.

Data on receipts, payroll, and employment for employer firms below the payroll cutoff were derived or estimated from administrative records of other Federal agencies, except for a sample of small employer firms in classifications for which specialized data requirements precluded reliance solely on administrative records sources. This sample was included in the mail universe.

2. The mail universe consisted of firms for which information was obtained by means of a mail canvass and included:

- a. Large employers, i.e., all multiestablishment firms, and all employer firms above the payroll size cutoff referred to in section 1b. Within this category, a report of company organization was conducted periodically to identify establishment locations of firms which operated at more than one location and to obtain information on payroll and mid-March employment at each location. The 1991 Report of Company Organization was used as a coverage check in the census. In the 1992 census, all multi-establishment firms were asked to notify the Census Bureau of any establishments for which a form was not received. Report forms were subsequently provided to the firms for these establishments.
- b. A sample of small employer firms in classifications for which specialized data precluded reliance solely on administrative records sources. These firms were sent the census mailing packages containing the appropriate 1992 questionnaire.

**Method of classifying kinds of business.** The service industries classifications for all establishments were based on the *Standard Industrial Classification Manual: 1987*<sup>1</sup> (SIC). However, the method of assigning these classifications, and the level of detail at which establishments were classified, differed between the nonmail and mail universes as follows:

1. The nonmail universe

- a. Nonemployers were classified on the basis of information obtained from administrative records of other Federal agencies.
- b. Selected small employers were classified on the basis of the most current census kind-of-business classification available from one of the Census Bureau's current sample surveys or the 1987 census. Otherwise, the classification was obtained from administrative records of other Federal agencies.

If the census or administrative record classifications proved inadequate (none corresponded to a 1992 census classification in the detail required for

<sup>1</sup>*Standard Industrial Classification Manual: 1987*. For sale by Superintendent of Documents, U.S. Government Printing Office, Washington, DC 20402. Stock No. 041-001-00314-2.

employers), the firm was sent a brief inquiry requesting information necessary to assign a 1992 census kind-of-business code.

2. Establishments in the mail universe were classified on the basis of their self-designation, answers to questions on receipts by type of service provided, and other special inquiries.

**Method of assigning tax status.** For kind-of-business classifications<sup>2</sup> where there were substantial numbers of taxable and tax-exempt establishments, establishments were classified based on the Federal income tax filing requirement for the establishment or organization. This classification was based primarily on the response to an inquiry on the census questionnaire. Establishments that indicated that all or part of their income was exempt from Federal income tax under provisions of section 501 of the IRS code were classified as tax-exempt; establishments indicating no such exemption were classified as taxable. All government-operated hospitals were classified as tax-exempt. For establishments in the nonmail universe, the tax status classification was based upon the type of tax return filed by the firm or organization.

For selected kind-of-business classifications<sup>3</sup> comprised primarily of tax-exempt establishments, all establishments in those classifications were defined as tax-exempt. All establishments in the remaining kind-of-business classifications (comprised primarily of taxable establishments) were defined as taxable.

## COMPARABILITY OF THE 1987 AND 1992 CENSUSES

The 1987 and 1992 censuses were conducted under similar conditions and procedures except for the following:

**Geographic areas.** The boundaries of a number of areas for which data are shown in the 1992 census are not the same as in the 1987 census because of annexations; other boundary changes; and redefinitions of metropolitan statistical areas (MSA's), primary metropolitan statistical areas (PMSA's), and consolidated metropolitan statistical areas (CMSA's).<sup>4</sup> In addition, data for consolidated cities are included in the 1992 census.

Data for special economic urban areas (SEUA's) with 10,000 inhabitants or more in Michigan, Minnesota, New York, and Wisconsin qualified for publication in the 1992 census. This included townships in Michigan and Minnesota and towns in New York and Wisconsin. However, Minnesota did not have any townships that met the population criteria.

<sup>2</sup>SIC's 7032, 792, 7991 pt., 7997, 7999 pt., 8011 pt., 8021 pt., 805, 806, 808, 809, 82, 83, 84 pt., 873 ex. 8733, 874 ex. 8744.

<sup>3</sup>SIC's 7041, 8111 pt., 84 pt., 86, 8733.

<sup>4</sup>Newly defined metropolitan areas (MA's) were announced by the Office of Management and Budget (OMB) effective June 30, 1993.

**Nonemployer firms.** In 1987, data for nonemployer firms were published for the United States, States, metropolitan areas, counties, and places in four regional reports in the Nonemployer Statistics Series (SC87-N-1 to -4).

For 1992, data for nonemployers by kind of business are presented in one *Nonemployer Statistics* report (SC92-N-1) for the United States, States, and metropolitan areas. Nonemployer data for counties and places are available on compact disc-read only memory (CD-ROM).

**Employment.** In 1987, employment data withheld to avoid disclosing data for individual companies were represented with the symbol "(D)." In 1992, withheld employment data are represented with symbols that denote employment size ranges. These symbols are defined in the introductory text.

**Sources of receipts/revenue.** In 1987, data on sources of receipts/revenue for selected industries were published with other industry-specific data in the *Miscellaneous Subjects* report (SC87-S-4) of the Subject Series. In 1992, sources of receipts/revenue data are presented separately in the *Sources of Receipts or Revenue* report (SC92-S-4) of the Subject Series.

**Legal form of organization.** In 1987, data on the number of individual proprietorships/partnerships were published in the Geographic Area Series. In 1992, individual proprietorship/partnership data are published in the *Establishment and Firm Size* report (SC87-S-1) and in the *Nonemployer Statistics* report (SC87-N-1).

## EXPLANATION OF TERMS

**Establishments.** An establishment is a single physical location at which business is conducted. It is not necessarily identical with a company or enterprise, which may consist of one establishment or more. Statistics for service industries represent a summary of reports for individual establishments rather than companies. For cases where a census report was received, separate information was obtained for each location where business was conducted. When administrative records of other Federal agencies were used instead of a census report, no information was available on the number of locations operated. Estimates of this number were derived from a sample and are provided in the service industries report, *Miscellaneous Subjects* (SC92-S-5). Each census report was tabulated according to the physical location at which the business was conducted. The count of establishments represents those in business at any time during 1992. Appendix G provides a comparison of the number of establishments active any time during the year versus the number in business at the end of the year.

When two activities or more were carried on at a single location under a single ownership, all activities generally were grouped together as a single establishment. The



entire establishment was classified on the basis of its major activity and all data for it were included in that classification. However, when distinct and separate economic activities (for which different industry classification codes were appropriate) were conducted at a single location under a single ownership, and when conditions prescribed by the SIC manual for recognizing the existence of more than one establishment were met, separate establishment reports for each of the different activities were obtained in the census.

Leased service departments (separately owned businesses operated as departments or concessions of other service establishments or of retail businesses, such as a separately owned shoeshine parlor in a barber shop, or a beauty shop in a department store) are treated as separate service establishments for census purposes. Leased retail departments located in service establishments (e.g., a gift shop located in a hotel) are considered separate retail establishments.

**Firms.** A firm is a business organization or entity consisting of one domestic establishment (location) or more under common ownership or control. All establishments of subsidiary firms are included as part of the controlling firm. For the economic census, the terms "firm" and "company" are synonymous.

**Receipts (Basic dollar volume measure for service establishments of firms subject to Federal income tax).** Includes receipts from customers or clients for services rendered, from the use of facilities, and from merchandise sold during 1992 whether or not payment was received in 1992, except for health practitioners and legal, architectural, engineering, and surveying services, which reported on a cash basis (payments received in 1992 regardless of when services were rendered). Excise taxes on gasoline, liquor, tobacco, etc., which are paid by the manufacturer or wholesaler and passed on in the cost of goods purchased by the service establishment, are also included. Receipts from leasing of vehicles, equipment, etc., marketed under operating leases are included in receipts figures as well as the fair sales value of merchandise marketed in 1992 under capital, finance, or "full payout" leases. Receipts also include the total value of service contracts, amounts received for work subcontracted to others, and dues and assessments from members and affiliates.

Receipts are net after deductions for refunds and allowances for merchandise returned by customers. Receipts do not include sales, occupancy, admissions, or other taxes collected from customers and remitted directly by the firm to a local, State, or Federal tax agency, nor do they include income from such sources as contributions, gifts, and grants; dividends, interest, and investments; or sale or rental of real estate. Also excluded are rents from and receipts (gross as well as the establishment's share) of departments and concessions which are operated by others; sales of used equipment rented or leased to

customers; commissions from vending machine operators; and other nonoperating income such as royalties, franchise fees, etc.

Receipts in this report do not include service receipts of manufacturers, wholesalers, retail establishments, or other businesses whose primary activity is other than service. They do, however, include receipts other than from services rendered (e.g., sale of merchandise to individuals or other businesses) by establishments primarily engaged in performing services and classified in the service industries.

**Revenue (Basic dollar volume measure for firms exempt from Federal income tax).** Includes revenue from customers or clients for services rendered and merchandise sold during 1992, whether or not payment was received in 1992. Also included are income from interest, dividends, gross contributions, gifts, grants (whether or not restricted for use in operations), rents, royalties, dues and assessments from members and affiliates, and receipts from fundraising activities. Receipts from taxable business activities of firms exempt from Federal income tax (Unrelated Business Income) are also included in revenue.

Revenue does not include sales, admissions, or other taxes collected by the organization from customers or clients and paid directly to a local, State, or Federal tax agency; income from the sale of real estate, investments, or other assets (except inventory held for resale); gross receipts of departments, concessions, etc., that are operated by others; and amounts transferred to operating funds from capital or reserve funds.

**Expenses.** Expenses include payroll, employee benefits, interest, rent, payroll taxes, cost of supplies used for operation, depreciation expenses, fundraising expenses, contracted or purchased services, and other expenses charged to operations during 1992.

Expenses in this report exclude outlays for the purchase of real estate; construction and all other capital improvements; funds invested; assessments or dues paid to the parent or other chapters of the same organization; and, for fundraising organizations, funds transferred to charities and other organizations.

**Annual payroll.** Payroll includes all forms of compensation, such as salaries, wages, commissions, bonuses, vacation allowances, sick-leave pay, employee contributions to qualified pension plans, and the value of payments in kind (e.g., free meals and lodgings) paid during the year to all employees. Tips and gratuities received by employees from patrons and reported to employers are included. For corporations, payroll includes amounts paid to officers and executives; for unincorporated businesses, it does not include profit or other compensation of proprietors or partners. Payroll is reported before deductions for social security, income tax, insurance, union dues, etc. This definition of payroll is the same as that used by the Internal Revenue Service (IRS) on form 941.

**First-quarter payroll.** This item consists of payroll, as defined above, paid to persons employed at any time during the quarter January to March 1992.

**Paid employees for pay period including March 12.** Paid employees consist of the full- and part-time employees, including salaried officers and executives of corporations, who were on the payroll during the pay period including March 12. Included are employees on paid sick leave, paid holidays, and paid vacations; not included are proprietors and partners of unincorporated businesses. The definition of paid employees is the same as that used on IRS form 941.

**Auxiliary establishments.** Each company included in this census was asked to identify and separately report auxiliary locations whose primary functions were to manage, administer, service, or support the activities of the other establishments of the company. Data presented in this report do not include auxiliary establishments. Data for auxiliaries are presented in a subsequent report issued as part of the *1992 Enterprise Statistics* reports.

## KIND-OF-BUSINESS CLASSIFICATIONS

Services, as defined in Division I of the 1987 Standard Industrial Classification (SIC) manual, includes establishments primarily engaged in rendering a wide variety of services to individuals, business and government establishments, and other organizations.

Establishments covered by the census were assigned kind-of-business classifications according to the industry classifications defined in the 1987 SIC manual. When a more detailed classification than defined in the SIC manual was needed, additional kinds of business were identified within an SIC industry.

The basis for a kind-of-business classification is described above in Method of Classifying Kinds of Business. Descriptions of those kinds of business for which data are provided in this report follow.

### Hotels, Rooming Houses, Camps, and Other Lodging Places (SIC Major Group 70)

This group includes establishments engaged in providing lodging, or lodging and meals, and camping facilities. Hotels which provide accommodations for permanent residents (e.g., apartment hotels) and residential mobile home parks are classified in Real Estate, Major Group 65.

**Hotels and motels (SIC 7011).** Commercial establishments, known to the public as hotels, motor hotels, motels, or tourist courts, primarily engaged in providing lodging, or lodging and meals.

For large geographic areas, data are presented for the following subdivisions of this classification:

1. Hotels, 25 guestrooms or more.
2. Hotels, less than 25 guestrooms.
3. Motels, tourist courts.
4. Motor hotels.

The classification of individual establishments into hotels, motor hotels, and motels and tourist courts was based primarily on the respondents' self-designation.

**Rooming and boarding houses (SIC 702).** Establishments renting rooms, with or without board, on a fee basis. Homes for the elderly, for children, and for the handicapped that provide additional services, other than nursing care, are classified in Industry 8361, and homes that provide nursing and/or health-related care are classified in Industry Group 805. Rooming and boarding houses operated by membership organizations for their members only are classified in Industry 7041.

**Sporting and recreational camps (SIC 7032).** Sporting and recreational camps providing lodging and meals, or lodging only. Included are children's camps, fishing camps, hunting camps, and dude ranches. Day camps and sports instructional camps, such as baseball, basketball, or football camps, are classified in Industry 7999.

**Recreational vehicle parks and campsites (SIC 7033).** Establishments providing overnight or short-term sites for recreational vehicles, trailers, campers, or tents. Residential trailer and mobile home parks are classified in Real Estate, Major Group 65.

**Organization hotels and lodging houses, on membership basis (SIC 704).** Lodging houses and hotels operated by membership organizations for the benefit of their members and guests, and not open to the general public. Hotels operated by such organizations but open to the public are classified in Industry 7011. Residential homes for the elderly and others in need of residential, social, and personal care are classified in Industry 8361.

### Personal Services (SIC Major Group 72)

This group includes establishments primarily engaged in providing services generally to individuals, such as barber and beauty shops, drycleaning plants, laundries, and photographic studios. For establishments classified in Industry Group 721, collecting and distributing units (branch outlets, pickup stations, terminals, or depots) owned and operated by a firm which does its own laundry work are not classified as separate establishments. Data for these units are merged with data for the plant where the work is done.

**Power laundries, family and commercial (SIC 7211).**

Establishments primarily engaged in operating mechanical laundries with steam or other power. Excluded are establishments which have power laundry equipment but which are primarily engaged in a specialty, such as industrial laundering, linen rental, or diaper service. These establishments are classified in other categories within Industry Group 721. Independently owned agencies for laundry plants are classified in Industry 7212. Laundries using small power equipment of household type are classified in Industry 7219.

**Garment pressing, and agents for laundries and dry-cleaners (SIC 7212).**

Establishments primarily engaged in providing laundry and drycleaning services but which have the laundry and/or drycleaning work done by others. Establishments in this industry may do their own pressing or finishing work. Independently owned collecting and distributing agencies serving drycleaning plants or power laundries are included in this classification.

**Linen supply (SIC 7213).**

Establishments primarily engaged in supplying, on a rental basis, such laundered items as uniforms, aprons, table covers, bed linens, and towels. Establishments included in this classification may or may not operate their own laundry facilities.

**Coin-operated laundries and drycleaning (SIC 7215).**

Establishments primarily engaged in the operation of coin-operated or similar self-service laundry and/or drycleaning equipment. Included are establishments known as laundromats, launderettes, self-service drycleaners, etc. Establishments which operate such machinery in apartment houses, dormitories, and similar locations are included. Establishments which rent such machinery (e.g., to apartment houses) are classified in Industry 7359.

For large geographic areas, data are presented for the following subdivisions of this classification:

1. Coin-operated laundries and drycleaning stores.
2. Coin-operated laundry routes.

**Drycleaning plants, except rug cleaning (SIC 7216).**

Establishments primarily engaged in drycleaning or dyeing apparel and household fabrics other than rugs. Establishments primarily engaged in cleaning rugs are classified in Industry 7217. Independently owned agencies for cleaning plants are classified in Industry 7212. Establishments known as "tailor shops" or "cleaners" are included in this classification only if they do their own cleaning. Establishments primarily engaged in dyeing fabrics for the trade are classified in Manufacturing, Major Group 22.

**Carpet and upholstery cleaning (SIC 7217).**

Establishments primarily engaged in cleaning carpets and upholstered furniture. Establishments primarily engaged in rug repair are classified in Industry 7699, those primarily

engaged in reupholstering and repairing furniture are classified in Industry 7641, and those primarily engaged in building cleaning are classified in Industry 7349.

**Industrial launderers (SIC 7218).**

Establishments primarily engaged in supplying laundered or drycleaned work uniforms, wiping towels, protective apparel (gloves, flame resistant clothing, etc.), dust control items (treated mats or rugs, mops, cloths, etc.), and similar items to industrial, commercial, and government users. These items may belong to the industrial launderers and be supplied to users on a rental basis, or they may belong to the customers. Establishments included in this industry may or may not operate their own laundry or drycleaning facilities.

**Laundry and garment services, n.e.c. (SIC 7219).**

Establishments primarily engaged in furnishing other laundry services, including repair, alteration, and storage of clothes for individuals; diaper service; and hand laundries. Custom tailors, dressmakers, and fur shops making fur apparel to custom order are classified in Retail Trade.

**Photographic studios, portrait (SIC 722).**

Establishments primarily engaged in still or video portrait photography for the general public. Included in this classification are school, home, and transient portrait photographers. Establishments primarily engaged in commercial photography are classified in Industry 7335; those primarily engaged in video tape production other than portrait are classified in Industry 7812; and those primarily engaged in film developing and/or print processing for the trade or for the general public are classified in Industry 7384.

**Beauty shops (SIC 723).**

Establishments primarily engaged in providing beauty services or both beauty and barber services. Beauty and cosmetology schools are also included. Beauty shop concessions (owned and operated by concessionaires) in hotels, department stores, etc., are classified in this industry and treated as separate establishments. However, beauty shops owned by and operated as part of other businesses (e.g., hotels, department stores) are considered part of the main establishment.

**Barber shops (SIC 724).**

Establishments primarily engaged in providing barber and men's hair styling services. Barber colleges are also included. Barber shop concessions (owned and operated by concessionaires) in hotels, department stores, etc., are classified in this industry and treated as separate establishments. However, barber shops owned by and operated as part of other businesses (e.g., hotels, department stores) are considered part of the main establishment.

**Shoe repair shops and shoeshine parlors (SIC 725).**

Establishments primarily engaged in repairing footwear or shining shoes. Also included are establishments engaged in cleaning and blocking hats. Shoe repair and shoeshine departments (owned and operated by concessionaires) in

hotels, department stores, etc., are classified in this industry and treated as separate establishments. However, shoe repair shops and shoeshine parlors owned and operated as part of other businesses (e.g., hotels, department stores) are considered part of the main establishment.

**Funeral service and crematories (SIC 726).** Establishments primarily engaged in preparing the dead for burial, conducting funerals, and cremating the dead. Receipts include sales of funeral merchandise, such as caskets and burial clothing, and other services provided directly by the establishments. Also included in the receipts are reimbursements for cash advances made to other establishments for funeral-related merchandise sales and services, such as flowers. Cemeteries, and crematories operated in conjunction with cemeteries, are classified in Real Estate, Industry 6553; crematories and burial services for pets are classified in Agriculture, Industry 0752.

**Tax return preparation services (SIC 7291).** Establishments primarily engaged in providing tax return preparation services without also providing accounting, auditing, or bookkeeping services. Establishments providing tax return preparation services which also provide accounting, auditing, or bookkeeping services are classified in Industry 8721. Tax return preparation services (owned and operated by concessionaires) in department stores, etc., are classified in this industry and treated as separate establishments. However, tax return preparation services owned and operated as part of other businesses are considered part of the main establishment.

**Miscellaneous personal services, n.e.c. (SIC 7299).** Establishments primarily engaged in providing personal services, not elsewhere classified, such as saunas; steam and Turkish baths; costume and formal wear rental; operation of coin-operated personal service machines, such as weighing machines, public lockers (except cold storage), pay toilets, etc.; checkroom concessions; dating service; diet or weight reducing workshops; and tanning salons. Establishments operating coin-operated amusement machines, such as pinball machines and juke boxes, are classified in Industry 7993. The operation of physical fitness facilities, including health fitness spas and reducing salons, is classified in Major Group 70 if lodging is also provided and in Industry 7991 if lodging is not provided.

For large geographic areas, data are presented for the following subdivisions of this classification:

1. Massage parlors, tanning salons, and saunas.
2. Diet and weight reducing services.
3. Formal wear rental.
4. Other personal services, n.e.c.

### **Business Services (SIC Major Group 73)**

This group includes establishments primarily engaged in providing services, not elsewhere classified, to business establishments on a contract or fee basis.

**Advertising agencies (SIC 7311).** Establishments primarily engaged in preparing advertising (writing copy, artwork, graphics, and other creative work) and placing such advertising in periodicals, newspapers, radio, television, or other advertising media for clients on a contract or fee basis. Establishments which place advertising with media but perform no creative services (media buying services) are classified in Industry 7319. Establishments which write advertising copy but do not place the advertising with media are classified in Industry 8999. Establishments which provide commercial art, graphics, or other creative advertising services but do not place the advertising with media are classified in Industry Group 733. Establishments which solicit advertising for nonaffiliated radio, television, newspapers, or magazines are classified in Industry 7313.

**Outdoor advertising services (SIC 7312).** Establishments primarily engaged in the preparation of poster displays and painted and electric displays on billboards, panels, bulletins, and frames, principally outdoors. Such establishments may (as incidental services) construct, repair, and maintain display boards and may post advertisements. Sign painting shops are classified in Industry 7389. Shops which make neon signs to order are classified in Manufacturing. Establishments primarily engaged in erecting signs are classified in Construction.

**Radio, television, and publishers' advertising representatives (SIC 7313).** Establishments primarily engaged in soliciting advertising on a contract or fee basis for (nonaffiliated) newspapers, magazines, and other publications, or for radio and television stations. Advertising sales offices operated by the media are classified as auxiliaries.

For large geographic areas, data are presented for the following subdivisions of this classification:

1. Radio and television advertising representatives.
2. Publishers' advertising representatives.

**Advertising, n.e.c. (SIC 7319).** Establishments primarily engaged in furnishing advertising services, not elsewhere classified, such as handbill distribution, distribution of samples, and transit advertising. Establishments which provide commercial art, graphics, or other creative advertising services but do not place the advertising with the media, are classified in Industry Group 733. Establishments primarily engaged in direct mail advertising, compiling and selling mailing lists, and related services are classified in Industry 7331.

**Adjustment and collection services (SIC 7322).** Establishments primarily engaged in the collection or adjustment of claims other than insurance. Establishments providing insurance adjustment services are classified in Insurance, Major Group 64. Establishments providing debt counseling or adjustment services for individuals are classified in Industry 7299. Centralized charge services are classified in Finance, Major Group 61.

**Credit reporting services (SIC 7323).** Establishments primarily engaged in providing mercantile and consumer credit reporting services. Establishments primarily engaged in conducting personal investigations (background) and preparing reports for insurance companies and other business firms are classified in Industry 7389.

**Direct mail advertising services (SIC 7331).** Establishments primarily engaged in furnishing direct mail advertising services, such as creating, producing, and mailing direct mail advertising. This industry also includes establishments primarily engaged in compiling and selling mailing lists. Establishments primarily engaged in reproducing direct mail copy to order but also providing other direct mail advertising services are classified in Manufacturing if they print the copy, and in Industry 7334 if they duplicate the copy by photocopying or similar reproduction methods.

For large geographic areas, data are presented for the following subdivisions of this classification:

1. Mailing list compilers, brokers, and managers.
2. Direct mail advertising services, except mailing list services.

**Photocopying and duplicating services (SIC 7334).** Establishments primarily engaged in reproducing text, drawings, plans, maps, or other copy by blueprinting, photocopying, mimeographing, or other methods of duplication other than printing or microfilming. Printing, including "quick printing," is classified in Manufacturing, and microfilming is classified in Industry 7389.

For large geographic areas, data are presented for the following subdivisions of this classification:

1. Blueprinting and photocopying services.
2. Duplicating services, except printing and photocopying.

**Commercial photography (SIC 7335).** Establishments engaged in providing commercial photography services for advertising agencies, publishers, and other business and industrial users. Establishments engaged in still and video portrait photography are classified in Industry 7221, and those primarily engaged in mapmaking are classified in Industry 7389. Establishments primarily engaged in medical photography are classified in Industry 8099. Establishments primarily engaged in producing commercial video tape or films are classified in Industry 7812.

**Commercial art and graphic design (SIC 7336).** Establishments primarily engaged in providing commercial art or graphic design services for advertising agencies, publishers, and other business and industrial users. Producers of still and slide films are classified here. Establishments primarily engaged in art, except commercial and medical art, are classified in Industry 8999; those engaged in medical art are classified in Industry 8099; and those providing drafting services are classified in Industry 7389.

For large geographic areas, data are presented for the following subdivisions of this classification:

1. Commercial art.
2. Graphic arts and related design.

**Secretarial and court reporting services (SIC 7338).** Establishments primarily engaged in furnishing secretarial, typing, word processing, resume writing, and court reporting services.

**Disinfecting and pest control services (SIC 7342).** Establishments primarily engaged in providing disinfection and termite, insect, rodent, and other pest control generally in dwellings or other buildings. Establishments primarily engaged in pest control for lawns or agricultural production are classified in Agriculture.

**Building cleaning and maintenance services, n.e.c. (SIC 7349).** Establishments primarily engaged in furnishing building cleaning and maintenance services, not elsewhere classified, such as window cleaning, janitorial services, floor waxing, and office cleaning. General contractors and special trade contractors primarily engaged in building repair work, cleaning building exteriors by sand or steam blasting, or cleaning up after construction are classified in Construction.

**Medical equipment rental and leasing (SIC 7352).** Establishments primarily engaged in renting or leasing (except finance leasing) medical equipment. These establishments may also sell medical supplies, but establishments primarily engaged in selling medical supplies are classified in Wholesale or Retail Trade. Establishments primarily engaged in finance leasing are classified in Finance, Industry 6159.

**Heavy construction equipment rental and leasing (SIC 7353).** Establishments primarily engaged in renting or leasing (except finance leasing) heavy construction equipment, with or without operators. Establishments primarily engaged in finance leasing are classified in Finance, Industry 6159.

For large geographic areas, data are presented for the following subdivisions of this classification:

1. Rental and leasing of heavy construction equipment without operators.
2. Rental and leasing of heavy construction equipment with operators.

**Equipment rental and leasing, n.e.c. (SIC 7359).** Establishments primarily engaged in renting or leasing (except finance leasing) equipment, not elsewhere classified, such as tools, furniture, industrial equipment (except heavy construction), televisions, appliances, party supplies, etc. Establishments primarily engaged in finance leasing are classified in Finance, Industry 6159.

Establishments renting or leasing automobiles and trucks without drivers are classified in Industry Group 751; those renting with drivers, in Transportation. Establishments renting (or leasing) medical equipment are classified in Industry 7352; video tapes and cassettes, in Industry 7841; amusement and recreation items, such as bicycles, beach chairs, etc., in Industry 7999; personal items, such as formal wear, lockers (other than refrigerated), and pillows, in Industry 7299; commercial boats, in Water Transportation, Major Group 44. Direct leasing of machinery or equipment by the manufacturer is classified in Manufacturing or Wholesale Trade. Establishments primarily leasing computer time, including time-sharing services, are classified in Industry 7374; and those renting or leasing computers or data processing equipment, in Industry 7377.

For large geographic areas, data are presented for the following subdivisions of this classification:

1. Equipment rental, except rent-to-own.
2. Equipment leasing, except finance leasing.
3. Rent-to-own.

**Employment agencies (SIC 7361).** Establishments primarily engaged in providing placement and employment services for employers or those seeking employment. Modeling agencies and nurses' registries are included. Theatrical employment agencies are classified in Industry 7922; motion picture casting bureaus, in Industry 7819; and establishments engaged in furnishing help to other businesses, in Industry 7363.

**Help supply services (SIC 7363).** Establishments primarily engaged in supplying temporary or continuing help (except agricultural) to other businesses on a contract or fee basis. The help supplied is on the payroll of the supplying establishment but is under the direct or general supervision of the business to whom the help is furnished. Establishments primarily engaged in providing placement and employment services are classified in Industry 7361. Establishments which provide both management and staff to operate a business are classified according to the type of activity of the business. Establishments primarily engaged in furnishing personnel to perform a range of services in support of the operation of other establishments are classified in Industry 8744. Farm labor supply is classified in Agriculture, Industry 0761.

For large geographic areas, data are presented for the following subdivisions of this classification:

1. Temporary help supply.
2. Employee leasing.
3. Other help supply services.

**Computer programming services (SIC 7371).** Establishments primarily engaged in providing custom computer programming services on a contract or fee basis. These

establishments often perform a variety of additional services, such as computer software design and analysis, modification of existing software, and training in the use of custom software. Establishments primarily engaged in the development and marketing of prepackaged software are classified in Industry 7372. Computer processing services are classified in Industry 7374.

**Prepackaged software (SIC 7372).** Establishments primarily engaged in designing and developing prepackaged software, including operating, utility, and applications programs. These establishments may also prepare software documentation for the user, install software for the user, and train the user in the use of the software. Establishments primarily engaged in buying and selling prepackaged software are classified in Wholesale or Retail Trade. Custom computer software services, including computer code authors, are classified in Industry 7371.

**Computer integrated systems (SIC 7373).** Establishments primarily engaged in developing or modifying computer software and packaging or bundling the software with hardware (computers and peripheral equipment) to create an integrated system for specific application. These establishments are involved in all phases of systems development, from design through installation. Establishments primarily engaged in buying and selling computer software and/or hardware are classified in Wholesale or Retail Trade, and establishments primarily engaged in manufacturing computers and/or peripheral equipment are classified in Manufacturing.

**Computer processing and data preparation and processing services (SIC 7374).** Establishments primarily engaged in providing computer processing and data preparation services. Service may consist of complete processing and preparation of reports from data supplied by the customer, or it may be specialized, such as data entry or making data processing equipment available on an hourly or time-sharing basis.

**Information retrieval services (SIC 7375).** Establishments primarily engaged in providing on-line information retrieval services on a contract or fee basis. The information generally involves a range of subjects and is taken from other primary sources. Establishments which collect and originate the data are classified in the industry associated with that activity.

**Computer facilities management services (SIC 7376).** Establishments primarily engaged in providing on-site management and operation of computer and data processing facilities on a contract or fee basis. Establishments primarily engaged in providing computer and data processing at their own facilities are classified in Industry 7374.

**Computer rental and leasing (SIC 7377).** Establishments primarily engaged in renting or leasing (except finance) computers and related data processing equipment on the

customers' site, whether or not also providing maintenance or support services. Establishments primarily engaged in both manufacturing and leasing computers and related data processing equipment are classified in Division D, Manufacturing, and separate establishments owned by the manufacturer and primarily engaged in leasing are classified in Wholesale Trade. Establishments primarily engaged in finance leasing of computers and related data processing equipment are classified in Finance, Industry 6159, and those primarily engaged in leasing computer time are classified in Industry 7374.

**Computer maintenance and repair (SIC 7378).** Establishments primarily engaged in the maintenance and repair of computers and computer peripheral equipment.

**Computer related services, n.e.c. (SIC 7379).** Establishments primarily engaged in providing computer related services, not elsewhere classified, such as computer consulting, disk and diskette conversion, and tape recertification.

For large geographic areas, data are presented for the following subdivisions of this classification:

1. Computer consultants.
2. Miscellaneous computer services, n.e.c.

**Detective, guard, and armored car services (SIC 7381).** Establishments primarily engaged in providing detective, guard, and armored car services. Fingerprint service, polygraph service, and rental of dogs for protective service are included in this classification.

For large geographic areas, data are presented for the following subdivisions of this classification:

1. Detective agencies and guard services.
2. Armored car services.

**Security systems services (SIC 7382).** Establishments primarily engaged in monitoring and maintaining security systems devices, such as burglar and fire alarms. These establishments may also sell, lease, and/or install the security systems which they monitor and maintain. Establishments primarily engaged in the sales and installation, or installation only, of such devices are classified in Construction, Industry 1731.

**News syndicates (SIC 7383).** Establishments primarily engaged in providing news, pictures, features, and news reporting services to newspapers and periodicals. Separate establishments of newspaper and periodical publishers which are engaged in gathering news are classified as auxiliaries.

**Photofinishing laboratories (SIC 7384).** Establishments primarily engaged in developing film and photographic prints and enlargements. Data for retail outlets (kiosks),

which are owned and operated by photofinishing laboratories for the pickup and delivery of film, are merged with data for the laboratory which owns them and are not treated as separate establishments. Establishments primarily engaged in processing motion picture and video film for the motion picture and television industries are classified in Industry 7819.

For large geographic areas, data are presented for the following subdivisions of this classification:

1. Photofinishing laboratories, except "one-hour" (mini) labs.
2. "One-hour" (mini) photofinishing.

**Business services, n.e.c. (SIC 7389).** Establishments primarily engaged in furnishing business services, not elsewhere classified, such as auctioneers' establishments (service only), business brokers, drafting service, independent lecture bureaus, inspection service, printing brokers, notaries public, and shop window decoration or trimming, on a commission or fee basis.

For large geographic areas, data are presented for the following subdivisions of this classification:

1. Sign painting shops. Establishments primarily engaged in making signs to individual order or in doing office door and window lettering. Establishments primarily engaged in making signs other than on a custom basis and neon sign manufacturers are classified in Manufacturing.
2. Interior designing. Establishments primarily engaged in advising clients on the selection of furniture, draperies, rugs, and other interior decorations on a commission or fee basis. Establishments providing interior designing service but primarily engaged in the sale of merchandise, are not included. Painting and papering contractors who frequently call themselves "interior decorators" are classified in Construction.
3. Telephone answering services. Establishments primarily engaged in transmitting telephone messages to their clients. Paging services are classified in Communications.
4. Water softening and conditioning services. Establishments primarily engaged in softening water by chemical treatment or other methods.
5. Packaging and labeling services. Establishments primarily engaged in packaging and labeling products, on a contract or fee basis, in packages or other containers normally intended for retail distribution. Companies primarily engaged in packing, crating, and otherwise preparing goods for shipping are classified in Transportation.
6. Trading stamp services. Establishments primarily engaged in selling trading stamps or merchandise coupons to merchants. The redemption stores of trading stamp companies are classified as auxiliary to this industry.

7. Convention and trade show services. Establishments primarily engaged in providing a variety of services to conventions and trade shows on a contract or fee basis, including decoration services, registration services, promotion, and other administrative functions.
8. Private mail centers. Establishments primarily engaged in providing mailbox rental and other postal and mailing (except advertising) services. In addition, establishments may provide typing, photocopying, and FAX services, and may sell office supplies.
9. Miscellaneous business services, n.e.c. Establishments primarily engaged in furnishing business services, not elsewhere classified.

### **Automotive Repair, Services, and Parking (SIC Major Group 75)**

This group includes establishments primarily engaged in furnishing automotive repair, rental, leasing, parking, and other services. Similar facilities owned and operated by concerns for their own use and not available to the general public are treated as auxiliary establishments of those concerns and are not included here. Automotive repair shops operated by establishments engaged in the sale of new automobiles are classified in Retail Trade, as are those operated by gasoline service stations (where sales of merchandise (including fuel) exceed repair receipts). Automobile driving instruction is classified in Industry 8299.

#### **Truck rental and leasing, without drivers (SIC 7513).**

Establishments primarily engaged in short-term rental or extended-term leasing (with or without maintenance) of trucks, truck tractors, or semitrailers without drivers. Establishments primarily engaged in renting or leasing, except finance leasing, of industrial trucks are classified in Industry 7359; those renting or leasing trucks with drivers are classified in Transportation, Industry Group 421; and those renting or leasing heavy construction and earth moving equipment are classified in Industry 7353. Establishments primarily engaged in finance leasing are classified in Finance, Major Group 61.

For large geographic areas, data are presented for the following subdivisions of this classification:

1. Truck rental, without drivers.
2. Truck leasing, except finance leasing.

**Passenger car rental (SIC 7514).** Establishments primarily engaged in short-term rental of passenger cars without drivers. Data for separate automotive rental offices or concessions (e.g., airport locations) in the same metropolitan area, for which a common fleet of cars is maintained, are merged and not considered as separate establishments. Establishments primarily engaged in renting automobiles with drivers are classified in Transportation, Industry 4119.

**Passenger car leasing (SIC 7515).** Establishments primarily engaged in extended-term leasing of passenger cars without drivers. These establishments may or may not provide maintenance of vehicles as part of the lease contract. Establishments primarily engaged in renting automobiles with drivers are classified in Transportation, Industry 4119. Establishments primarily engaged in finance leasing are classified in Finance, Major Group 61.

#### **Utility trailer and recreational vehicle rental (SIC 7519).**

Establishments primarily engaged in daily or extended-term rental of utility trailers and recreational vehicles. Establishments primarily engaged in renting motorcycles, bicycles, golf carts, gocarts, or recreational boats are classified in Industry 7999, and those engaged in renting airplanes are classified in Industry 7359. Establishments primarily engaged in the rental of mobile homes on site are classified in Real Estate, Industry 6515.

#### **Automobile parking (SIC 7521).**

Establishments primarily engaged in the temporary parking of automobiles usually on an hourly, daily, or monthly contract or fee basis. Excluded are municipal parking lots and lots operated by establishments or institutions primarily engaged in other activities (e.g., department stores, hospitals, restaurants). Valet parking is classified in Industry 7299. Establishments primarily engaged in extended or dead storage of automobiles are classified in Transportation, Industry 4226.

For large geographic areas, data are presented for the following subdivisions of this classification:

1. Parking lots.
2. Parking structures.

#### **Top, body, and upholstery repair shops and paint shops (SIC 7532).**

Establishments primarily engaged in the repair of automotive tops, bodies, and interiors, or automotive painting and refinishing. Also included in the industry are establishments primarily engaged in customizing automobiles, trucks, and vans, except on a factory basis. Those engaged in customizing automobiles, trucks, and vans on a factory basis are classified in Manufacturing, Industry Group 371.

For large geographic areas, data are presented for the following subdivisions of this classification:

1. Top and body repair shops.
2. Paint shops.

#### **Automotive exhaust system repair shops (SIC 7533).**

Establishments primarily engaged in the installation, repair, or sale and installation of automotive exhaust systems. The sale of mufflers, tailpipes, and catalytic converters is considered to be incidental to the installation of these products.

#### **Tire retreading and repair shops (SIC 7534).**

Establishments primarily engaged in repairing and retreading automotive tires. Establishments classified here may either retread customers' tires or retread tires for sale or exchange to the user or the trade.



**Automotive glass replacement shops (SIC 7536).** Establishments primarily engaged in the installation, repair, or sale and installation of automotive glass. The sale of the glass is considered incidental to the replacement.

**Automotive transmission repair shops (SIC 7537).** Establishments primarily engaged in the installation, repair, or sale and installation of automotive transmissions. The sale of transmissions and related parts is considered incidental to transmission installation or repair.

**General automotive repair shops (SIC 7538).** Establishments primarily engaged in general automotive repair, such as engine repair shops (except industrial truck engines), general repair and service garages, and diesel engine repair shops. Establishments primarily engaged in specialized repair of individual engine components, not elsewhere classified, are classified in Industry 7539. Establishments primarily engaged in repair of motorcycles are classified in Industry 7699.

For large geographic areas, data are presented for the following subdivisions of this classification:

1. General automotive repair shops, except diesel.
2. Diesel repair shops.

**Automotive repair shops, n.e.c. (SIC 7539).** Establishments primarily engaged in specialized automotive repair, not elsewhere classified, such as fuel service (carburetor repair), brake relining, front-end and wheel alignment, and radiator repair. Establishments primarily engaged in automotive welding are classified in Industry 7692.

For large geographic areas, data are presented for the following subdivisions of this classification:

1. Radiator repair.
2. Brake, front end, and wheel alignment.
3. Carburetor repair shops.
4. Automotive electrical repair shops.
5. Other automotive repair shops, n.e.c. Establishments primarily engaged in specialized automotive repairs, not elsewhere classified, such as frame repair, piston ring service and repair, speedometer repair, and heater and air-conditioning repair.

**Carwashes (SIC 7542).** Establishments primarily engaged in washing, waxing, and polishing motor vehicles or furnishing facilities for the self-service washing of motor vehicles.

**Automotive services, except repair and carwashes (SIC 7549).** Establishments primarily engaged in furnishing automotive services, except repair and carwashes, such as lubricating service, towing service, diagnostic service, undercoating service, and inspection service.

For large geographic areas, data are presented for the following subdivisions of this classification:

1. Lubrication shops.
2. Towing services.
3. Other automotive services, n.e.c.

### **Miscellaneous Repair Services (SIC Major Group 76)**

This group includes establishments primarily engaged in miscellaneous repair services, not elsewhere classified. Repair departments of retail dealers or manufacturers are not included unless operated as separate establishments and reported as such. This group does not include some repair services of which the more important are: repair to structures (classified in Construction); garment and shoe repair (classified in Major Group 72); automotive repair services (classified in Major Group 75); electronic computer and computer peripheral equipment repair services (classified in Industry 7378); ship and boat repair (classified in Manufacturing); and railroad repair (classified in Manufacturing).

**Radio and television repair shops (SIC 7622).** Establishments primarily engaged in repairing radios, televisions, phonographs, stereo equipment, and tape recorders. Also included are establishments engaged in installing and repairing television, amateur, and citizens' band antennas, and those engaged in installing and servicing similar equipment in homes, offices, boats, automobiles, or other vehicles. Establishments primarily engaged in installation, repair, or maintenance of radio and television broadcast transmitting antennas and towers are classified in Construction. Repair departments of radio and television dealers are not included here unless operated and reported as separate establishments.

**Refrigeration and air-conditioning service and repair shops (SIC 7623).** Establishments primarily engaged in servicing and repairing household and commercial electrical refrigerators and air-conditioning and refrigeration equipment. Establishments primarily engaged in servicing and repairing gas refrigeration equipment are classified in Industry 7699, and those repairing automotive air-conditioning equipment are classified in Industry 7539. Establishments primarily engaged in installing refrigeration and air-conditioning systems are classified in Construction.

**Electrical and electronic repair shops, n.e.c. (SIC 7629).** Establishments primarily engaged in servicing and repairing electrical and electronic equipment, not elsewhere classified, such as electrical household appliances (washing machines, vacuum cleaners, irons, toasters, etc.) and electrical and electronic industrial equipment. Electrical contractors and electrical shops engaged primarily in house wiring are included in Construction, Industry 1731. The repair of electric motors is classified in Industry 7694. Repair of electronic computers and computer peripheral equipment is classified in Industry 7378.

**Watch, clock, and jewelry repair (SIC 763).** Establishments primarily engaged in the repair of watches, clocks, or jewelry. Establishments primarily engaged in assembling watches from purchased parts are classified in Manufacturing, Industry 3873.

**Reupholstery and furniture repair (SIC 764).** Establishments primarily engaged in furniture reupholstery and repair. Establishments primarily engaged in selling upholstery materials, making slipcovers and draperies to order, or in upholstering new frames to individual order are classified in Retail Trade, as are establishments making furniture and cabinets on a custom basis.

**Welding repair (SIC 7692).** Establishments primarily engaged in repair work by welding, including automotive welding. Welding in connection with the manufacture of a product is classified in Manufacturing. Welding contractors doing welding work at construction sites are classified in Construction, Industry 1799.

**Armature rewinding shops (SIC 7694).** Establishments primarily engaged in rewinding armatures and rebuilding or repairing electric motors. Establishments classified here may either repair customers' equipment or repair their own equipment for sale or exchange to users or to the trade. Establishments primarily engaged in the repair of electrical appliances are classified in Industry 7629.

**Repair shops and related services, n.e.c. (SIC 7699).** Establishments primarily engaged in specialized repair services, not elsewhere classified, such as farm machinery and equipment repair; lawnmower, saw, knife, and tool sharpening and repair; bicycle repair; lock and gun repair; musical instrument repair; and the repair of typewriters. Repair services which involve primarily electrical or electronic equipment or components are classified in Industry 7629; however, primarily mechanical repair of electrically powered equipment, such as electric sewing machine repair, is included here.

For large geographic areas, data are presented for the following subdivisions of this classification:

1. Farm machinery and equipment repair.
2. Lawnmower and other small gasoline engine repair. Establishments primarily engaged in saw, knife, and tool sharpening are also included here.
3. Sewer and septic tank cleaning services. Establishments primarily engaged in cleaning or repairing sewers and septic tanks. Establishments which install septic tanks are classified in Construction.
4. Other repair and related services, n.e.c. Establishments primarily engaged in specialized repair services, not elsewhere classified, such as aircraft flight instrument repair (except electrical), blacksmith shops, bicycle repair, boiler repair, photographic equipment repair,

dental instrument repair, furnace and chimney cleaning, gunsmith shops, key duplicating shops, motorcycle repair, musical instrument tuning and repair, taxidermists, typewriter repair, umbrella repair, and venetian blind repair.

### **Motion Pictures (SIC Major Group 78)**

This group includes establishments producing and distributing motion pictures, exhibiting motion pictures in commercially operated theaters, and furnishing services to the motion picture industry. The term "motion pictures" includes similar productions for television or other media using film, tape, or other means.

**Motion picture and video tape production (SIC 7812).** Establishments primarily engaged in the production of theatrical and nontheatrical motion pictures and video tapes for exhibition or sale. Establishments engaged in both production and distribution of motion pictures are included here, as well as those engaged in the production of educational, industrial, and religious films. Establishments primarily engaged in motion picture and video tape reproduction are classified in Industry 7819.

For large geographic areas, data are presented for the following subdivisions of this classification:

1. Motion picture production, except for television.
2. Motion picture and tape production for television.

**Services allied to motion picture production (SIC 7819).** Establishments primarily engaged in performing auxiliary services to motion picture production, such as motion picture film processing, editing, and titling. Also included are casting bureaus, wardrobe and studio property rental, rental and repair of cameras and other motion picture equipment, stock footage film libraries, and television tape services (editing, transfers, etc.).

**Motion picture and video tape distribution (SIC 7822).** Establishments primarily engaged in the distribution (rental or sale) of theatrical and nontheatrical motion picture films or in the distribution of video tapes and disks, except to the general public. Establishments engaged in both distribution and production are classified in Industry 7812. Establishments primarily engaged in renting video tapes and disks to the general public are classified in Industry 7841, and those engaged in the sale of video tape and disks to individuals for personal or household use are classified in Retail Trade, Industry 5735.

For large geographic areas, data are presented for the following subdivisions of this classification:

1. Motion picture film exchanges.
2. Film and tape distribution for television.
3. Video tape wholesalers.

**Services allied to motion picture distribution (SIC 7829).** Establishments primarily engaged in performing auxiliary services to motion picture distribution, such as film delivery service, film purchasing and booking agencies, and film libraries.

**Motion picture theaters, except drive-in (SIC 7832).** Commercially operated theaters primarily engaged in the indoor exhibition of motion pictures.

**Drive-in motion picture theaters (SIC 7833).** Commercially operated theaters, commonly known as drive-in theaters, primarily engaged in the outdoor exhibition of motion pictures.

**Video tape rental (SIC 7841).** Establishments primarily engaged in renting recorded video tapes and disks to the general public for personal or household use. Establishments primarily engaged in renting video recorders and players are classified in Industry 7359. Establishments primarily engaged in selling recorded video tapes and disks to the general public are classified in Retail Trade, Industry 5735, and those engaged in the wholesale distribution of recorded video tapes and disks are classified in Industry 7822.

### **Amusement and Recreation Services, Except Motion Pictures (SIC Major Group 79)**

This group includes establishments primarily engaged in providing amusement, recreation, or entertainment services, not elsewhere classified. Gambling businesses, where legal, are also included in this Major Group; however, combined gambling and lodging facilities with 25 guestrooms or more are classified in Industry 7011. Establishments primarily engaged in operating museums, art galleries, arboreta, and botanical and zoological gardens are classified in Major Group 84.

**Dance studios, schools, and halls (SIC 791).** Establishments primarily engaged in operating public dance halls or ballrooms, dance studios, and dance schools. Establishments primarily engaged in renting facilities used as dance halls or ballrooms are classified in Real Estate, Industry 6512.

**Theatrical producers (except motion picture) and miscellaneous theatrical services (SIC 7922).** Establishments primarily engaged in providing live theatrical presentations, such as road companies and summer theaters. This industry also includes services allied with theatrical presentations, such as casting agencies; booking agencies for plays, artists, and concerts; scenery, lighting, and other equipment services; and theatrical ticket agencies. Also included in this industry are producers of live and taped radio programs and commercials and producers of live television programs.

For large geographic areas, data are presented for the following subdivisions of this classification:

1. Producers of live theatrical productions. Stock or repertory companies, whether or not operating their own theaters, are included here. Establishments primarily engaged in producing shows for dinner theaters but not operating the food service are also included here. Dinner theaters operating food service are classified in Retail Trade, Industry 5812.
2. Producers of radio and television shows, except tape producers. Establishments primarily engaged in producing shows for live presentation on radio and television. Producers of motion picture and television tape are classified in Industry 7812 and producers of radio tape in the subgroup Other theatrical services.
3. Artists' and entertainers' managers or agents, concert bureaus, and booking agents.
4. Other theatrical services. Establishments engaged in theatrical services, not elsewhere classified, such as ticket agencies; theatrical, television, and radio employment agencies; theatrical equipment rental and design; and lighting. Radio show tape producers are included here.

**Bands, orchestras, actors, and other entertainers and entertainment groups (SIC 7929).** Establishments primarily engaged in providing entertainment other than live theatrical presentations. These establishments include bands, orchestras, and entertainers.

For large geographic areas, data are presented for the following subdivisions of this classification:

1. Dance groups and artists.
2. Symphony orchestras, opera companies, and chamber music organizations.
3. Other music groups and artists. Dance and stage bands, orchestras (except symphony or chamber), combos, quintets, soloists, and similar musical organizations, groups, and artists.
4. Other entertainers and entertainment groups. Entertainers other than dance bands, symphony orchestras, dance groups, or similar musical and dance organizations.

**Bowling centers (SIC 7933).** Establishments primarily engaged in providing facilities for bowling.

**Professional sports clubs and promoters (SIC 7941).** Operators and promoters of professional and semiprofessional athletic clubs, promoters of athletic events, and managers of individual professional athletes. Receipts from radio or television broadcasts, from sales of players, from concession operators, and from noncustomer sources are not included in the total receipts for the activities

classified here. Establishments primarily engaged in renting stadiums and athletic fields to sports promoters and clubs are classified in Real Estate, Industry Group 651.

For large geographic areas, data are presented for the following subdivisions of this classification:

1. Baseball clubs.
2. Football clubs.
3. Other professional sports clubs.
4. Managers and promoters.

**Racing, including track operation (SIC 7948).** Promoters and participants in racing activities, including racetrack operators, operators of racing stables, jockeys, racehorse trainers, and race car owners and operators. Establishments which own racetracks but do not engage in promotion of racing events, are classified in Real Estate, Industry Group 651. Stables and kennels primarily engaged in breeding or boarding horses and dogs are classified in Agriculture, Industry 0752.

For large geographic areas, data are presented for the following subdivisions of this classification:

1. Auto racetrack operation.
2. Horse racetrack operation.
3. Dog racetrack operation.
4. Racing stables and racing, n.e.c.

**Physical fitness facilities (SIC 7991).** Establishments primarily engaged in operating reducing and other health clubs, spas, and similar facilities featuring exercise and other active physical fitness conditioning, whether or not on a membership basis. Establishments providing aerobic dance and exercise classes are also included here. Sports and recreation clubs are classified in Industry 7997 if operated on a membership basis, and in Industry 7992 or 7999 if open to the general public. Health resorts and spas providing lodging are classified in Major Group 70. Establishments that promote physical fitness through diet control are classified in Industry 7299.

For large geographic areas, data are presented for the following subdivisions of this classification:

1. Physical fitness centers, except gymnasiums and athletic clubs.
2. Gymnasiums and athletic clubs.

**Public golf courses (SIC 7992).** Privately operated establishments primarily engaged in the operation of golf courses open to the general public on a fee basis. Municipally owned and operated golf courses are not included. Membership golf and country clubs are classified in Industry 7997. Miniature golf courses and golf driving ranges are classified in Industry 7999.

**Coin-operated amusement devices (SIC 7993).** Establishments primarily engaged in operating coin-operated amusement devices either in their own or in other places of business. Such amusement devices include juke boxes, pinball machines, mechanical games, video games, slot machines (where legal), and similar types of amusement equipment. The amusement devices may also be operated by bills. Amusement arcades and parlors are also included. Establishments primarily engaged in rental of such devices are classified in Industry 7359.

**Amusement parks (SIC 7996).** Establishments known as amusement parks, theme parks, kiddie parks, etc., which group together a number of attractions, such as mechanical rides, amusement devices, refreshment stands, and picnic grounds. Individual ride operators or concessionaires operating within the park are classified in Industry 7999, as are carnivals operating without a fixed exhibition site. Owners of the park grounds (who do not operate the amusement parks) are classified in Real Estate, Industry Group 651.

**Membership sports and recreation clubs (SIC 7997).** Sports and recreation clubs which maintain facilities for use only by members and their guests, such as country, golf, tennis, yacht, and swimming clubs. Such establishments are classified here regardless of the proportion of receipts derived from food or liquor sales. Membership organizations engaged in civic, social, or fraternal activities are classified in Industry 864. Physical fitness facilities are classified in Industry 7991.

**Amusement and recreation services, n.e.c. (SIC 7999).** Establishments primarily engaged in the operation of sports, amusement, and recreation services, not elsewhere classified, such as bathing beaches, swimming pools, and riding academies and schools. Membership sports and recreation clubs not open to the general public are classified in Industry 7997.

For large geographic areas, data are presented for the following subdivisions of this classification:

1. Concession operators of amusement devices and rides. Concession operators of mechanical rides or of amusement devices in amusement parks, carnivals, circuses, or fairs; or operators of independently operated rides or devices of this type.
2. Carnivals and circuses. Establishments operating a group of amusement, service, and/or retail units, generally known as carnivals, which do not have any fixed exhibition site; or companies engaged in the operation of circuses having acrobatic and animal shows and individual circus acts. Side shows are included here. Individual performers in circuses are classified in Other entertainers and entertainment groups, a subgroup of Industry 7929.
3. Fairs. Establishments primarily engaged in arranging and operating the exhibitions and related activities

usually associated with county, State, or similar fairs. Carnivals and side shows which are part of the fairs but which are independently owned and operated are included in the subgroup Carnivals and circuses. Other independently owned and operated amusement device and ride concessions are included in the subgroup Concession operators of amusement devices and rides.

4. Roller skating rinks.
5. Ice skating rinks.
6. Other amusement and recreation services, n.e.c. Establishments primarily engaged in the commercial operation of sports, amusement, and recreation services, not elsewhere classified. Included are establishments engaged in instruction of sports or recreational activities, such as baseball, bridge, golf, judo, karate, skiing, swimming, and tennis. Also included are establishments renting articles for amusement and recreation, such as beach chairs and accessories, bicycles, golf carts, small boats and canoes, and saddle horses.

Other establishments in this classification include commercially operated bathing beaches, gambling establishments (where legal), golf driving ranges, miniature golf courses, riding academies and stables, shooting galleries, slot-car tracks, ski lifts, day camps, and establishments engaged in the commercial operation of swimming pools open to the general public for a fee. Municipally operated golf courses and swimming pools are excluded from this census. Privately owned tourist attractions, such as natural wonders or manmade exhibits, are included here. Museums, art galleries, and botanical and zoological gardens are included in Major Group 84.

### Health Services (SIC Major Group 80)

This group includes establishments primarily engaged in furnishing medical, surgical, and other health services to persons. Associations or groups, such as Health Maintenance Organizations (HMO's), primarily engaged in providing medical or other health services to members are included but those which only provide insurance covering hospitalization or medical costs are classified in Insurance, Major Group 63. Hospices providing medical services are also included in this Major Group and are classified according to the primary service provided. Health care facilities were primarily coded based on self-designation. Where multiple levels of care were indicated but were not apparently separate operations, the facility was generally classified based on the highest level of care provided. Veterinarians are classified in Agriculture, Industry Group 074.

**Offices and clinics of doctors of medicine (SIC 801).** Establishments of licensed practitioners having the degree of M.D. and engaged in the practice of general or specialized medicine and surgery. General medical clinics (staffed by licensed practitioners having M.D. degree) are also classified here.

Associations of physicians formed solely for sharing expenses (including payroll) are also included here. Receipts are not applicable for these associations since their operations are funded by reimbursements from member firms, and these funds are not considered operating receipts for medical services provided. However, their payroll and employment data are included in statistics presented for this category.

For large geographic areas, data are presented for the following subdivisions of this classification:

1. Offices of doctors of medicine. Includes offices as well as group clinics owned and operated by physicians for the purpose of carrying on their profession.
2. General medical clinics. Includes clinics not owned and operated by physicians associated for the purpose of carrying on their profession.

**Offices and clinics of dentists (SIC 802).** Establishments of licensed practitioners having the degree of D.D.S. (or D.D. Sc.) or D.M.D. and engaged in the practice of general or specialized dentistry, including dental surgery. Dental clinics are also classified here.

For large geographic areas, data are presented for the following subdivisions of this classification:

1. Offices of dentists. Includes offices as well as group clinics owned and operated by dentists associated for the purpose of carrying on their profession.
2. Dental clinics. Includes clinics not owned and operated by dentists associated for the purpose of carrying on their profession.

**Offices and clinics of doctors of osteopathy (SIC 803).** Establishments of licensed practitioners having the degree of D.O. and engaged in the practice of general or specialized osteopathic medicine and surgery.

For large geographic areas, data are presented for the following subdivisions of this classification:

1. Offices of osteopathic physicians.
2. Osteopathic clinics.

**Offices and clinics of chiropractors (SIC 8041).** Establishments of licensed practitioners having the degree of D.C. and engaged in the practice of chiropractic medicine.

**Offices and clinics of optometrists (SIC 8042).** Establishments of licensed practitioners having the degree of O.D. and engaged in the practice of optometry. Establishments where receipts are primarily from the sale of optical goods prescribed as a result of eye examinations performed at another establishment are classified in Retail Trade, Industry 5999.

**Offices and clinics of podiatrists (SIC 8043).** Establishments of licensed practitioners having the degree of D.P. and engaged in the practice of podiatry.

**Offices and clinics of health practitioners, n.e.c. (SIC 8049).** Establishments of health practitioners engaged in practice in health fields, not elsewhere classified, such as acupuncturists, midwives, nutritionists, physical and occupational therapists, and psychologists.

**Skilled nursing care facilities (SIC 8051).** Establishments primarily engaged in providing inpatient nursing and rehabilitative services to patients who require continuous health care but not hospital services. Care must be ordered by and under the direction of a physician. The staff must include a licensed nurse on duty continuously with a minimum of one full-time registered nurse on duty during each day shift. Included are establishments certified to deliver skilled nursing care under the Medicare and Medicaid programs.

**Intermediate care facilities (SIC 8052).** Establishments primarily engaged in providing inpatient nursing and rehabilitative services but not on a continuous basis. Staffing must include 24-hour per day personnel with a licensed nurse on duty full-time during each day shift. At least once a week, consultation with a registered nurse on the delivery of care is required. Included are facilities certified to deliver intermediate care under the Medicaid program.

**Nursing and personal care facilities, n.e.c. (SIC 8059).** Establishments primarily engaged in providing some nursing and/or health-related care to patients who do not require the degree of care and treatment that a skilled or intermediate care facility is designed to provide. Included are rest homes, convalescent homes, and other institutions where health care is a major element. Residential facilities, such as homes for the retarded and the elderly which provide personal care but where health care is incidental, are classified in Industry 8361.

**General medical and surgical hospitals (SIC 8062).** Establishments primarily engaged in providing general medical and surgical services and other hospital services. Specialty hospitals are classified in Industries 8063 and 8069.

**Psychiatric hospitals (SIC 8063).** Establishments primarily engaged in providing diagnostic medical services and inpatient treatment for the mentally ill. Establishments known as hospitals and primarily engaged in providing health care for the mentally retarded are classified in Industry 8051.

**Specialty hospitals, except psychiatric (SIC 8069).** Establishments primarily engaged in providing diagnostic services, treatment, and other hospital services for specialized categories of patients, except for the mentally ill.

**Medical laboratories (SIC 8071).** Establishments primarily engaged in providing professional analytic or diagnostic services to the medical profession or to the patient as

prescribed by a physician. Laboratories engaged in the manufacture of medical or pharmaceutical products are classified in Manufacturing. Laboratories engaged in commercial medical research are classified in Industry 8731, and those engaged in noncommercial medical research are classified in Industry 8733.

**Dental laboratories (SIC 8072).** Establishments primarily engaged in making dentures, artificial teeth, and orthodontic appliances to order for the dental profession. The manufacture of teeth other than to order is classified in Manufacturing. Establishments providing dental X-ray laboratory services are classified in Industry 8071.

**Home health care services (SIC 8082).** Establishments primarily engaged in providing skilled nursing or medical care in the home under supervision of a medical doctor. Establishments of registered or practical nurses engaged in the independent practice of their profession are classified in Industry 8049, and nurses' registries are classified in Industry 7361. Establishments primarily engaged in selling health care products for personal or household consumption are classified in Retail Trade, and those engaged in renting or leasing products for health care are classified in Industry 7352.

**Kidney dialysis centers (SIC 8092).** Establishments primarily engaged in providing kidney or renal dialysis services.

**Specialty outpatient facilities, n.e.c. (SIC 8093).** Establishments primarily engaged in outpatient care of a specialized nature, such as alcohol and drug treatment, birth control/family planning, etc., with permanent facilities and with medical staff to provide diagnosis, treatment, or both for patients who are ambulatory but do not require inpatient care.

**Health and allied services, n.e.c. (SIC 8099).** Establishments primarily engaged in providing health and allied services, n.e.c., such as blood banks, blood donor stations, childbirth preparation classes, medical photography and art, and oxygen tent services. Establishments of registered or practical nurses in independent practice are classified in Industry 8049. Ambulance services are classified in Transportation, Industry 4119.

## **Legal Services (SIC Major Group 81)**

This group includes establishments which are headed by members of the bar and are engaged in offering legal advice or legal services. Nonprofit legal services (including legal aid societies) are classified here. Associations of lawyers formed solely for the sharing of expenses (including payroll) and not for the purpose of jointly practicing their profession are also included. Receipts are not applicable for these associations since their operations are funded by reimbursements from member firms, and these

funds are not considered operating receipts for legal services provided. However, their payroll and employment data are included in statistics presented for this category.

### **Selected Educational Services (SIC's 823, 824, 829)**

This group includes libraries as well as establishments furnishing formal courses through correspondence, commercial, and trade schools. Elementary and secondary schools (Industry 8211); colleges, universities, and professional schools (Industry 8221); and junior colleges and technical institutes (Industry 8222) are out of scope of the census.

**Libraries (SIC 823).** Establishments primarily engaged in providing library services, including the circulation of books and other materials for reading, study, and reference.

**Data processing schools (SIC 8243).** Establishments primarily engaged in offering training in data processing (including data keying), computer programming, and in computer and peripheral equipment operation, maintenance, and repair.

**Business and secretarial schools (SIC 8244).** Establishments primarily engaged in offering courses in business machine operation, office procedures, and secretarial and stenographic skills.

**Vocational schools, n.e.c. (SIC 8249).** Establishments primarily engaged in offering specialized vocational courses, not elsewhere classified but not academic training. This industry includes apprentice training, aviation schools, commercial art schools, and practical nursing schools. Schools for the instruction of beauticians are classified in Industry 7231, and barber schools are classified in Industry 7241. Establishments primarily engaged in offering educational courses by mail are included here.

**Schools and educational services, n.e.c. (SIC 829).** Establishments primarily engaged in offering specialized educational courses and services, not elsewhere classified, such as music schools, drama schools, language schools, student exchange programs, and civil service and other short-term examination preparatory schools. Vocational counseling (excluding rehabilitation) is also included here. Educational testing is included in Industry 8748. Establishments primarily engaged in operating dance schools are classified in Industry 7911; those providing rehabilitation counseling are classified in Industry 8331; and those providing sports instruction in Industry 7999.

### **Social Services (SIC Major Group 83)**

This group includes establishments providing social services and rehabilitation services to those persons with social or personal problems requiring special services and to the physically challenged and the disadvantaged. Also

included are organizations soliciting funds to be used directly for these and related services, as well as community development and planning agencies. Government offices involved with the delivery of such services are out of scope of the census.

**Individual and family social services (SIC 832).** Establishments primarily engaged in providing one or more of a variety of individual and family social, counseling, welfare, or referral services, including refugee, disaster, and temporary relief services.

**Job training and vocational rehabilitation services (SIC 833).** Establishments primarily engaged in providing training, work experience, and vocational rehabilitation services for the unemployed, the underemployed, the physically challenged, and to persons who have a job market disadvantage because of lack of education or experience, skill obsolescence, or personal characteristics or problems. Included are upgrading and job development services, skill training, world-of-work orientation, and vocational rehabilitation counseling. Union apprentice training schools are classified in Industry 8249.

**Child day care services (SIC 835).** Establishments primarily engaged in care of infants or children, or in providing prekindergarten education, where medical care or delinquency correction is not a major element. These establishments may or may not have substantial educational programs and may care for older children when they are not in school. Establishments providing babysitting services are classified in Industry 7299. Head start centers operating in conjunction with elementary schools are classified in Industry 8211.

**Residential care (SIC 836).** Establishments primarily engaged in the provision of residential social and personal care for children, the elderly, and special categories of persons with some limits on ability for self-care but where medical care is not a major element. Included here are group foster homes; halfway group homes; homes for the retarded, the elderly, the deaf, and the blind; juvenile correctional homes; rehabilitation (residential) centers; and children's boarding homes. Boarding schools providing elementary and secondary education are classified in Industry 8211.

**Social services, n.e.c. (SIC 839).** Establishments primarily engaged in providing social services, not elsewhere classified, including community improvement, social change, and neighborhood development. Also included are organizations primarily engaged in soliciting contributions on their own account and administering appropriations and allocating funds among other agencies engaged in social welfare services; establishments primarily engaged in the prevention of criminal or antisocial behavior; and regional social service planning agencies. Establishments which raise funds on a contract basis are classified in Industry 7389. Civic, social, fraternal, and political organizations are included

in Major Group 86. Industrial development consulting and planning is classified in Industry 8748. Philanthropic trusts and foundations which are not actually engaged in providing social welfare services are classified in Finance, Industry 6732.

### **Museums, Art Galleries, and Botanical and Zoological Gardens (SIC Major Group 84)**

This major group includes commercial and noncommercial museums, art galleries, arboreta, and botanical and zoological gardens.

**Museums and art galleries (SIC 8412).** Establishments primarily engaged in the commercial or noncommercial operation of museums and art galleries. Historical, cultural, and educational societies whose functions are primarily providing attractions for the public are included here. Art galleries or art dealers primarily selling to the general public are classified in Retail Trade, Industry 5999.

**Arboreta and botanical or zoological gardens (SIC 8422).** Establishments primarily engaged in the commercial or noncommercial operation of arboreta and botanical and zoological gardens.

### **Selected Membership Organizations (SIC's 861, 862, 864, 869)**

This group includes organizations operating on a membership basis for the promotion of the interests of their members. Also included are organizations which are not operated on a membership basis but which promote the interests of a constituency or group of supporters. This group does not include business establishments operated by membership organizations, such as hotels open to the general public, golf and country clubs, fraternity and sorority houses, and credit unions. Such establishments are classified according to their primary activity.

Establishments of religious organizations operated for worship or for promotion of religious activities, such as churches, convents, and religious schools and missions, are classified in Industry 8661 and are out of scope of the census. Also excluded are Labor unions and similar labor organizations (Industry 8631) and Political organizations (Industry 8651).

**Business associations (SIC 861).** Membership organizations engaged in promoting business interests of their members, such as better business bureaus, boards of trade, chambers of commerce, industrial standards committees, merchants' associations, real estate boards, and trade associations. Membership organizations formed to carry out a specific business function, such as common marketing of crops or joint advertising, are classified according to the function performed.

**Professional membership organizations (SIC 862).** Membership organizations of professional persons formed for the advancement of the interests of their profession, such as bar associations, engineering associations, and scientific membership organizations.

### **Civic, social, and fraternal associations (SIC 864).**

Membership organizations engaged in civic, social, or fraternal activities, such as alumni associations, citizens' associations, fraternities, scout organizations, singing societies, university clubs, veterans' organizations, youth associations, and consumer education and public advocacy groups (except organizations primarily engaged in research). Bars and restaurants owned and operated by organizations for use by members and guests only are also classified here. Hotels and lodging houses operated by organizations for use by members and their guests only, including fraternity and sorority houses, are classified in Industry 7041. Membership sports and recreation clubs are classified in Industry 7997. Homeowner, tenant, and condominium associations primarily engaged in managing real estate are classified in Real Estate, Industry 6531.

**Membership organizations, n.e.c. (SIC 869).** Membership organizations, not elsewhere classified, such as athletic regulatory associations, automobile owners' associations, farm bureaus, historical clubs, and humane societies.

### **Engineering, Accounting, Research, Management, and Related Services (SIC Major Group 87)**

This group includes establishments primarily engaged in providing engineering, architectural, and surveying services; accounting, auditing, and bookkeeping services; research, development, and testing services; and management and public relations services.

**Engineering services (SIC 8711).** Establishments primarily engaged in providing professional engineering services. Establishments primarily providing and supervising their own engineering staff on temporary contract to other firms are included here. Establishments providing engineering but not supervisory, personnel are classified in Industry 7363. Photogrammetric engineering services are classified in Industry 8713.

**Architectural services (SIC 8712).** Establishments primarily engaged in providing professional architectural services. Landscape architectural services are classified in Agriculture, Industry 0781. Establishments primarily engaged in providing graphic arts and related design services are classified in Industry 7336, and those providing drafting services are classified in Industry 7389.

**Surveying services (SIC 8713).** Establishments primarily engaged in providing professional land, water, and aerial surveying services.

**Accounting, auditing, and bookkeeping services (SIC 8721).** Establishments primarily engaged in furnishing accounting, bookkeeping, and related auditing services. These establishments may use data processing and tabulating techniques as part of providing their services. However,



establishments primarily engaged in providing data processing and tabulating services are classified in Industry 7374. Establishments providing income tax return preparation services, without also furnishing accounting, auditing, or bookkeeping services, are classified in Industry 7291.

**Commercial physical and biological research (SIC 8731).**

Establishments primarily engaged in physical and biological research and development on a contract or fee basis. Noncommercial research establishments (funded by endowments, grants, or contributions) are classified in Industry 8733. Separate establishments of aircraft, guided missile, or spacecraft manufacturers primarily engaged in research and development on these products are classified in Manufacturing, Major Group 37.

For large geographic areas, data are presented for the following subdivisions of this classification:

1. Commercial physical research.
2. Commercial medical and biological research.

**Commercial economic, sociological, and educational research (SIC 8732).**

Establishments primarily engaged in performing business, marketing, opinion, and other economic, sociological, and educational research on a contract or fee basis. Noncommercial research establishments (funded by endowments, grants, or contributions) are classified in Industry 8733.

**Noncommercial research organizations (SIC 8733).** Establishments primarily engaged in performing research into and dissemination of information for public health, education, or general welfare. These establishments primarily operate on funds from endowments, contributions, and grants. Establishments which fund such research, although the actual research may be contracted out to other establishments, are also classified here.

**Testing laboratories (SIC 8734).** Establishments primarily engaged in providing testing services. Establishments performing clinical laboratory testing for the medical profession are classified in Industry 8071.

**Management services (SIC 8741).** Establishments primarily engaged in furnishing general or specialized management services on a day to day basis and on a contract or fee basis. Establishments classified here do not provide operating staff. Management and operation of a business, where operating staff as well as management is provided, is classified according to the activity of the establishment managed. Construction management services are classified here.

**Management consulting services (SIC 8742).** Establishments primarily engaged in furnishing operating counsel and assistance to managements of private, nonprofit, and public organizations. These establishments generally perform a variety of activities, such as strategic and organizational planning; financial planning and budgeting; marketing objectives and policies planning; information systems

planning, evaluation, and selection; human resources policies and practices planning; and production scheduling and control planning.

**Public relations services (SIC 8743).** Establishments primarily engaged in the preparation of materials, written or spoken, which are designed to promote the interests of their clients by attempting to influence the general public or other groups.

**Facilities support management services (SIC 8744).**

Establishments primarily engaged in furnishing personnel to perform a range of services in support of the operations of other establishments, or those engaged in providing a number of different continuing services, on a contract or fee basis, within other establishments. Establishments which provide management and staff to operate a business are classified according to the type of activity of the business. Establishments primarily providing one specialized service are classified in the specialized industry. Establishments primarily supplying temporary or continuing help (except agricultural) are classified in Industry 7363. Establishments which provide management services only (except agricultural) are classified in Industry 8741. Computer facilities management is classified in Industry 7376.

**Business consulting services, n.e.c. (SIC 8748).** Establishments primarily engaged in furnishing business consulting services, not elsewhere classified, on a contract or fee basis. Included are agricultural, economic, educational, and systems engineering consultants as well as city planners and testing services (educational or personnel).

**Services, Not Elsewhere Classified (SIC Major Group 89)**

Establishments primarily providing services, not elsewhere classified, such as artists (excluding commercial and medical artists), authors, scientific consultants (working on their own account), inventors, lecturers, music arrangers, newspaper columnists, radio commentators, song writers, weather forecasters, and writers.

There is evidence that among small employer establishments (for which kind-of-business information is obtained from administrative records), many service establishments are classified incorrectly in this industry because there is insufficient information to determine the correct kind-of-business classification. Therefore, the published data probably overstate the number of establishments and level of activity for this category.

For large geographic areas, data are presented for the following subdivisions of this classification:

1. Scientific and related consulting services, except environmental.
2. Environmental consulting.
3. Authors, composers, and other arts-related services.
4. Other services, n.e.c.

## Appendix B. **Sample Report Form and Instructions**

---

The sample report form and instructions are shown on the following pages.



# Appendix C.

## Kind-of-Business Titles and Reporting-Form Numbers

[Listed below are service industries kind-of-business titles and their corresponding reporting-form numbers. Requests for copies of any of these forms, including the inquiries used to classify establishments by kind of business, should be directed to the Services Division, Bureau of the Census, Washington, DC 20233]

SIC code	Title	Reporting form CB-	SIC code	Title	Reporting form CB-
<b>70</b>	<b>HOTELS, ROOMING HOUSES, CAMPS, AND OTHER LODGING PLACES</b>		<b>73</b>	<b>BUSINESS SERVICES—Con.</b>	
7011 pt.	Hotels, 25 guestrooms or more -----	7001	7377	Computer rental and leasing -----	7307
7011 pt.	Hotels, less than 25 guestrooms -----	7001	7378	Computer maintenance and repair -----	7307
7011 pt.	Motels, tourist courts -----	7001	7379 pt.	Computer consultants -----	7307
7011 pt.	Motor hotels -----	7001	7379 pt.	Miscellaneous computer services, n.e.c. -----	7307
702	Rooming and boarding houses -----	7002	7381 pt.	Detective agencies and guard services -----	7308
7032	Sporting and recreational camps -----	7002	7381 pt.	Armored car services -----	7308
7033	Recreational vehicle parks and campsites -----	7002	7382	Security systems services -----	7308
704	Organization hotels and lodging houses, on membership basis. -----	7002	7383	News syndicates -----	7308
			7384 pt.	Photofinishing laboratories, except "one-hour" (mini) labs -----	7303
			7384 pt.	"One-hour" (mini) photofinishing -----	7303
<b>72</b>	<b>PERSONAL SERVICES</b>		7389 pt.	Sign painting shops -----	7308
7211	Power laundries, family and commercial -----	7201	7389 pt.	Interior designing -----	7308
7212	Garment pressing, and agents for laundries and drycleaners -----	7201	7389 pt.	Telephone answering services -----	7308
7213	Linen supply -----	7201	7389 pt.	Water softening and conditioning services -----	7308
7215 pt.	Coin-operated laundries and drycleaning stores -----	7201	7389 pt.	Packaging and labeling services -----	7308
7215 pt.	Coin-operated laundry routes -----	7201	7389 pt.	Trading stamp services -----	7308
7216	Drycleaning plants, except rug cleaning -----	7201	7389 pt.	Convention and trade show services -----	7308
7217	Carpet and upholstery cleaning -----	7201	7389 pt.	Private mail centers -----	7308
7218	Industrial launderers -----	7201	7389 pt.	Miscellaneous business services, n.e.c. -----	7308
7219	Laundry and garment services, n.e.c. -----	7201			
722	Photographic studios, portrait -----	7303	<b>75</b>	<b>AUTOMOTIVE REPAIR, SERVICES, AND PARKING</b>	
723	Beauty shops -----	7202	7513 pt.	Truck rental, without drivers -----	7501
724	Barber shops -----	7202	7513 pt.	Truck leasing, except finance leasing -----	7501
725	Shoe repair shops and shoeshine parlors -----	7202	7514	Passenger car rental -----	7501
726	Funeral service and crematories -----	7202	7515	Passenger car leasing -----	7501
7291	Tax return preparation services -----	7202	7519	Utility trailer and recreational vehicle rental -----	7501
7299 pt.	Massage parlors, tanning salons, and saunas -----	7202	7521 pt.	Parking lots -----	7502
7299 pt.	Diet and weight reducing services -----	7202	7521 pt.	Parking structures -----	7502
7299 pt.	Formal wear rental -----	7202	7532 pt.	Top and body repair shops -----	7503
7299 pt.	Other personal services, n.e.c. -----	7202	7532 pt.	Paint shops -----	7503
<b>73</b>	<b>BUSINESS SERVICES</b>		7533	Automotive exhaust system repair shops -----	7503
7311	Advertising agencies -----	7301	7534	Tire retreading and repair shops -----	7503
7312	Outdoor advertising services -----	7301	7536	Automotive glass replacement shops -----	7503
7313 pt.	Radio and television advertising representatives -----	7301	7537	Automotive transmission repair shops -----	7503
7313 pt.	Publishers' advertising representatives -----	7301	7538 pt.	General automotive repair shops, except diesel -----	7503
7319	Advertising, n.e.c. -----	7301	7538 pt.	Diesel repair shops -----	7503
7322	Adjustment and collection services -----	7302	7539 pt.	Radiator repair -----	7503
7323	Credit reporting services -----	7302	7539 pt.	Brake, front end, and wheel alignment -----	7503
7331 pt.	Mailing list compilers, brokers, and managers -----	7303	7539 pt.	Carburetor repair shops -----	7503
7331 pt.	Direct mail advertising services, except mailing list services -----	7303	7539 pt.	Automotive electrical repair shops -----	7503
7334 pt.	Blueprinting and photocopying services -----	7303	7539 pt.	Other automotive repair shops, n.e.c. -----	7503
7334 pt.	Duplicating services, except printing and photocopying -----	7303	7542	Carwashes -----	7503
7335	Commercial photography -----	7303	7549 pt.	Lubrication shops -----	7503
7336 pt.	Commercial art -----	7303	7549 pt.	Towing services -----	7503
7336 pt.	Graphic arts and related design -----	7303	7549 pt.	Other automotive services, n.e.c. -----	7503
7338	Secretarial and court reporting services -----	7303	<b>76</b>	<b>MISCELLANEOUS REPAIR SERVICES</b>	
7342	Disinfecting and pest control services -----	7304	7622	Radio and television repair shops -----	7600
7349	Building cleaning and maintenance services, n.e.c. -----	7304	7623	Refrigeration and air-conditioning service and repair shops -----	7600
7352	Medical equipment rental and leasing -----	7305	7629	Electrical and electronic repair shops, n.e.c. -----	7600
7353 pt.	Rental and leasing of heavy construction equipment without operators -----	7305	763	Watch, clock, and jewelry repair -----	7600
7353 pt.	Rental and leasing of heavy construction equipment with operators -----	7305	764	Reupholstery and furniture repair -----	7600
7359 pt.	Equipment rental, except rent-to-own -----	7305	7692	Welding repair -----	7600
7359 pt.	Equipment leasing, except finance leasing -----	7305	7694	Armature rewinding shops -----	7600
7359 pt.	Rent-to-own -----	7305	7699 pt.	Farm machinery and equipment repair -----	7600
7361	Employment agencies -----	7306	7699 pt.	Lawnmower and other small gasoline engine repair -----	7600
7363 pt.	Temporary help supply -----	7306	7699 pt.	Sewer and septic tank cleaning services -----	7600
7363 pt.	Employee leasing -----	7306	7699 pt.	Other repair and related services, n.e.c. -----	7600
7363 pt.	Other help supply services -----	7306	<b>78</b>	<b>MOTION PICTURES</b>	
7371	Computer programming services -----	7307	7812 pt.	Motion picture production, except for television -----	7801
7372	Prepackaged software -----	7307	7812 pt.	Motion picture and tape production for television -----	7801
7373	Computer integrated systems -----	7307	7819	Services allied to motion picture production -----	7801
7374	Computer processing and data preparation and processing services -----	7307	7822 pt.	Motion picture film exchanges -----	7801
7375	Information retrieval services -----	7307	7822 pt.	Film and tape distribution for television -----	7801
7376	Computer facilities management services -----	7307	7822 pt.	Video tape wholesalers -----	7801
			7829	Services allied to motion picture distribution -----	7801
			7832	Motion picture theaters, except drive-in -----	7802
			7833	Drive-in motion picture theaters -----	7802
			7841	Video tape rental -----	7803

SIC code	Title	Reporting form CB-	SIC code	Title	Reporting form CB-
<b>79</b>	<b>AMUSEMENT AND RECREATION SERVICES, EXCEPT MOTION PICTURES AND MUSEUMS</b>		<b>81</b>	<b>LEGAL SERVICES</b>	
791	Dance studios, schools, and halls .....	7903	81 pt.	Offices of lawyers .....	8100
7922 pt.	Producers of live theatrical productions .....	7901	81 pt.	Legal aid societies and similar legal services .....	8100
7922 pt.	Producers of radio and television shows, except tape producers .....	7901	<b>823, 4,</b>	<b>SELECTED EDUCATIONAL SERVICES</b>	
7922 pt.	Artists' and entertainers' managers or agents, concert bureaus, and booking agents .....	7901	<b>9</b>		
7922 pt.	Other theatrical services .....	7901	823	Libraries .....	8200
7929 pt.	Dance groups and artists .....	7901	8243	Data processing schools .....	8200
7929 pt.	Symphony orchestras, opera companies, and chamber music organizations .....	7901	8244	Business and secretarial schools .....	8200
7929 pt.	Other music groups and artists .....	7901	8249	Vocational schools, n.e.c. ....	8200
7929 pt.	Other entertainers and entertainment groups .....	7901	829	Schools and educational services, n.e.c. ....	8200
7933	Bowling centers .....	7902	<b>83</b>	<b>SOCIAL SERVICES</b>	
7941 pt.	Baseball clubs .....	7902			
7941 pt.	Football clubs .....	7902	832	Individual and family social services .....	8300
7941 pt.	Other professional sports clubs .....	7902	833	Job training and vocational rehabilitation services .....	8300
7941 pt.	Managers and promoters .....	7902	835	Child day care services .....	8300
7948 pt.	Auto racetrack operation .....	7902	836	Residential care .....	8300
7948 pt.	Horse racetrack operation .....	7902	839	Social services, n.e.c. ....	8300
7948 pt.	Dog racetrack operation .....	7902	<b>84</b>	<b>MUSEUMS, ART GALLERIES, AND BOTANICAL AND ZOOLOGICAL GARDENS</b>	
7948 pt.	Racing stables and racing, n.e.c. ....	7902			
7991 pt.	Physical fitness centers, except gymnasiums and athletic clubs .....	7903	8412	Museums and art galleries .....	8400
7991 pt.	Gymnasiums and athletic clubs .....	7903	8422	Arboreta and botanical or zoological gardens .....	8400
7992	Public golf courses .....	7903			
7993	Coin-operated amusement devices .....	7903	<b>86</b>	<b>SELECTED MEMBERSHIP ORGANIZATIONS</b>	
7996	Amusement parks .....	7902			
7997	Membership sports and recreation clubs .....	7903	861	Business associations .....	8600
7999 pt.	Concession operators of amusement devices and rides .....	7903	862	Professional membership organizations .....	8600
7999 pt.	Carnivals and circuses .....	7903	864	Civic, social, and fraternal associations .....	8600
7999 pt.	Fairs .....	7903	869	Membership organizations, n.e.c. ....	8600
7999 pt.	Roller skating rinks .....	7903	<b>87</b>	<b>ENGINEERING, ACCOUNTING, RESEARCH, MANAGEMENT, AND RELATED SERVICES</b>	
7999 pt.	Ice skating rinks .....	7903			
7999 pt.	Other amusement and recreation services, n.e.c. ....	7903	8711	Engineering services .....	8701
<b>80</b>	<b>HEALTH SERVICES</b>		8712	Architectural services .....	8701
801 pt.	Offices of doctors of medicine .....	8001	8713	Surveying services .....	8701
801 pt.	General medical clinics .....	8001	8721	Accounting, auditing, and bookkeeping services .....	8702
802 pt.	Offices of dentists .....	8002	8731 pt.	Commercial physical research .....	8703
802 pt.	Dental clinics .....	8002	8731 pt.	Commercial medical and biological research .....	8703
803 pt.	Offices of osteopathic physicians .....	8001	8732	Commercial economic, sociological, and educational research .....	8703
803 pt.	Osteopathic clinics .....	8001	8733	Noncommercial research organizations .....	8703
8041	Offices and clinics of chiropractors .....	8001	8734	Testing laboratories .....	8703
8042	Offices and clinics of optometrists .....	8001	8741	Management services .....	8704
8043	Offices and clinics of podiatrists .....	8001	8742	Management consulting services .....	8704
8049	Offices and clinics of health practitioners, n.e.c. ....	8001	8743	Public relations services .....	8704
8051	Skilled nursing care facilities .....	8003	8744	Facilities support management services .....	8704
8052	Intermediate care facilities .....	8003	8748	Business consulting services, n.e.c. ....	8704
8059	Nursing and personal care facilities, n.e.c. ....	8003	<b>89</b>	<b>SERVICES, N.E.C.</b>	
8062	General medical and surgical hospitals .....	8004			
8063	Psychiatric hospitals .....	8004	8999 pt.	Scientific and related consulting services, except environmental .....	8900
8069	Specialty hospitals, except psychiatric .....	8004	8999 pt.	Environmental consulting .....	8900
8071	Medical laboratories .....	8005	8999 pt.	Authors, composers, and other arts-related services .....	8900
8072	Dental laboratories .....	8005	8999 pt.	Other services, n.e.c. ....	8900
8082	Home health care services .....	8006			
8092	Kidney dialysis centers .....	8006			
8093	Specialty outpatient facilities, n.e.c. ....	8006			
8099	Health and allied services, n.e.c. ....	8006			

## Appendix D. Metropolitan Areas

(Titles and definitions shown for MSA's, CMSA's, and PMSA's are those established by the Office of Management and Budget, as of June 30, 1993)

### VIRGINIA

#### Charlottesville, VA MSA

Albemarle County, VA  
Fluvanna County, VA  
Greene County, VA  
Charlottesville city, VA

#### Danville, VA MSA

Pittsylvania County, VA  
Danville city, VA

#### Johnson City-Kingsport-Bristol, TN-VA MSA

Carter County, TN  
Hawkins County, TN  
Sullivan County, TN  
Unicoi County, TN  
Washington County, TN  
Scott County, VA  
Washington County, VA  
Bristol city, VA

#### Lynchburg, VA MSA

Amherst County, VA  
Bedford County, VA  
Campbell County, VA  
Bedford city, VA  
Lynchburg city, VA

#### Norfolk-Virginia Beach-Newport News, VA-NC MSA

Currituck County, NC  
Gloucester County, VA  
Isle of Wight County, VA  
James City County, VA  
Mathews County, VA  
York County, VA  
Chesapeake city, VA  
Hampton city, VA  
Newport News city, VA  
Norfolk city, VA  
Poquoson city, VA  
Portsmouth city, VA  
Suffolk city, VA  
Virginia Beach city, VA  
Williamsburg city, VA

#### Richmond-Petersburg, VA MSA

Charles City County, VA  
Chesterfield County, VA  
Dinwiddie County, VA  
Goochland County, VA  
Hanover County, VA  
Henrico County, VA  
New Kent County, VA  
Powhatan County, VA  
Prince George County, VA  
Colonial Heights city, VA  
Hopewell city, VA  
Petersburg city, VA  
Richmond city, VA

#### Roanoke, VA MSA

Botetourt County, VA  
Roanoke County, VA  
Roanoke city, VA  
Salem city, VA

#### Washington, DC-MD-VA-WV PMSA—see Washington-Baltimore, DC-MD-VA-WV CMSA

#### Washington-Baltimore, DC-MD-VA-WV CMSA

Baltimore, MD PMSA  
Anne Arundel County, MD  
Baltimore County, MD  
Carroll County, MD  
Harford County, MD  
Howard County, MD  
Queen Anne's County, MD  
Baltimore city, MD  
Hagerstown, MD PMSA  
Washington County, MD  
Washington, DC-MD-VA-WV PMSA  
District of Columbia, DC  
Calvert County, MD  
Charles County, MD  
Frederick County, MD  
Montgomery County, MD  
Prince George's County, MD  
Arlington County, VA

**Washington-Baltimore, DC-MD-VA-WV CMSA—Con.**

Washington, DC-MD-VA-WV PMSA—Con.

Clarke County, VA  
Culpeper County, VA  
Fairfax County, VA  
Fauquier County, VA  
King George County, VA  
Loudoun County, VA  
Prince William County, VA  
Spotsylvania County, VA  
Stafford County, VA

**Washington-Baltimore, DC-MD-VA-WV CMSA—Con.**

Washington, DC-MD-VA-WV PMSA—Con.

Warren County, VA  
Alexandria city, VA  
Fairfax city, VA  
Falls Church city, VA  
Fredericksburg city, VA  
Manassas city, VA  
Manassas Park city, VA  
Berkeley County, WV  
Jefferson County, WV

# Appendix E. Percent of Receipts/Revenue Based on Administrative Records and Estimation for the State: 1992

**Table E-1. Firms Subject to Federal Income Tax**

[Includes only establishments with payroll. For meaning of abbreviations and symbols, and for more information on reliability of data, see introductory text. For explanation of terms and comparability of 1987 and 1992 censuses, see appendix A]

SIC code	Kind of business or operation	Percent of receipts —		SIC code	Kind of business or operation	Percent of receipts —	
		From administrative records <sup>1</sup>	Estimated <sup>2</sup>			From administrative records <sup>1</sup>	Estimated <sup>2</sup>
	<b>Total</b> .....	<b>13.2</b>	<b>7.8</b>	<b>73</b>	<b>Business services—Con.</b>		
<b>70 ex. 704</b>	<b>Hotels, rooming houses, camps, and other lodging places (except membership lodging)</b> .....	<b>4.8</b>	<b>7.5</b>	736	Personnel supply services .....	7.2	14.3
	Hotels and motels .....	4.1	7.5	7361	Employment agencies .....	48.3	21.2
7011	Hotels .....	3.3	6.4	7363	Help supply services .....	3.1	13.6
7011 pt.	Hotels, 25 guestrooms or more .....	3.2	6.4	7363 pt.	Temporary help supply .....	2.9	14.4
7011 pt.	Hotels, less than 25 guestrooms .....	13.0	5.6	7363 pt.	Help supply, except temporary .....	4.1	9.8
7011 pt.	Motels, motor hotels, and tourist courts .....	6.1	10.3	737	Computer programming, data processing, and other computer related services .....	1.9	3.4
7011 pt.	Motels, tourist courts .....	7.6	10.7	7371, 2, 3	Computer programming, prepackaged software, and integrated systems .....	1.5	3.0
7011 pt.	Motor hotels .....	2.4	9.4	7371	Computer programming services .....	1.3	3.4
702, 3	Other lodging places .....	28.8	6.6	7372	Prepackaged software .....	6.1	2.5
702	Rooming and boarding houses .....	22.7	5.5	7373	Computer integrated systems .....	.8	2.6
703	Camps and recreational vehicle parks .....	29.3	6.8	7374, 5, 6	Data processing services .....	2.0	3.5
<b>72</b>	<b>Personal services</b> .....	<b>22.6</b>	<b>9.1</b>	7374, 5	Computer processing, information retrieval .....	2.6	4.1
721	Laundry, cleaning, and garment services .....	17.4	9.7	7376	Computer facilities management services .....	.5	1.7
7211	Power laundries, family and commercial* .....	20.3	12.8	7377, 8, 9	Computer rental and leasing, maintenance, and related services, n.e.c. ....	4.3	6.0
7213	Linen supply* .....	2.8	11.3	7377	Computer rental and leasing .....	.2	5.0
7215	Coin-operated laundries and drycleaning .....	23.3	10.5	7378	Computer maintenance and repair .....	2.9	5.5
7216	Drycleaning plants, except rug cleaning* .....	21.5	14.6	7379	Computer related services, n.e.c. ....	5.2	6.2
7217	Carpet and upholstery cleaning .....	38.3	7.0	738	Miscellaneous business services .....	16.3	15.6
7218	Industrial launderers* .....	4.8	.1	7381, 2	Detective agencies and protective services .....	7.8	14.8
7212, 9	Other laundry, cleaning, and garment services* ..	35.4	7.6	7381	Detective, guard, and armored car services .....	9.1	18.7
7212	Garment pressing, and agents for laundries and drycleaners .....	29.7	6.4	7382	Security systems services .....	4.4	4.0
7219	Laundry and garment services, n.e.c.* .....	44.8	9.5	7383	News syndicates .....	3.7	74.2
722	Photographic studios, portrait .....	20.9	13.4	7384	Photofinishing laboratories* .....	14.1	4.1
723, 4	Beauty and barber shops .....	27.8	6.4	7389 pt.	Business services, n.e.c. ....	22.5	14.9
723	Beauty shops .....	27.6	6.6	7389 pt.	Sign painting shops .....	24.1	9.7
724	Barber shops .....	32.3	2.6	7389 pt.	Interior designing .....	38.5	6.1
725	Shoe repair shops and shoeshine parlors .....	50.5	2.2	75	Telephone answering services .....	9.0	37.4
726	Funeral service and crematories .....	28.5	9.5	751	Other business services .....	21.5	15.0
729	Miscellaneous personal services .....	17.8	11.6	7513	<b>Automotive repair, services, and parking</b> .....	<b>18.2</b>	<b>9.4</b>
7291	Tax return preparation services .....	25.8	5.3	7514, 5	Automotive rental and leasing, without drivers .....	1.5	13.1
7299	Miscellaneous personal services, n.e.c. ....	14.7	14.1	7514	Truck rental and leasing, without drivers .....	.7	1.7
<b>73</b>	<b>Business services</b> .....	<b>6.4</b>	<b>6.8</b>	7515	Passenger car rental and leasing .....	1.7	16.3
731	Advertising .....	14.9	9.7	7519	Passenger car rental .....	.6	16.9
7311	Advertising agencies .....	15.8	8.9	752	Passenger car leasing .....	26.4	3.7
7312	Outdoor advertising services .....	9.6	8.5	753	Utility trailer and recreational vehicle rental .....	6.0	53.5
7313	Radio, television, publishers' advertising representatives .....	6.8	9.1	7532	Automobile parking .....	.2	22.3
7319	Advertising, n.e.c. ....	13.6	17.9	7532 pt.	Automotive repair shops .....	25.3	6.4
732	Consumer credit reporting agencies, mercantile reporting agencies, and adjustment and collection agencies .....	16.4	8.0	7532 pt.	Top, body, and upholstery repair shops and paint shops .....	27.0	6.7
7322	Adjustment and collection services .....	23.7	11.5	7538	Top and body repair shops .....	25.5	6.7
7323	Credit reporting services .....	4.9	2.6	7538 pt.	Paint shops .....	48.3	6.4
733	Mailing, reproduction, commercial art and photography, and stenographic services .....	22.4	7.2	7538 pt.	General automotive repair shops .....	26.7	6.0
7331	Direct mail advertising services .....	21.5	5.3	7533, 4, 6, 7, 9	General automotive repair shops, except diesel .....	26.8	6.3
7334	Photocopying and duplicating services .....	11.4	12.6	7533	Diesel repair shops .....	25.4	3.3
7335, 6	Commercial photography, art, and graphics .....	29.6	8.1	7534	Other automotive repair shops .....	20.9	7.0
7335	Commercial photography .....	25.6	8.6	7536	Automotive exhaust system repair shops .....	28.8	4.0
7336	Commercial art and graphic design .....	30.4	8.0	7537	Tire retreading and repair shops .....	16.5	7.1
7338	Secretarial and court reporting services .....	25.7	5.9	7539	Automotive glass replacement shops .....	18.8	12.5
734	Services to dwellings and other buildings .....	30.3	23.7	7539 pt.	Automotive transmission repair shops .....	22.5	7.3
7342	Disinfecting and pest control services .....	20.9	3.2	7539 pt.	Automotive repair shops, n.e.c. ....	19.5	4.2
7349	Building cleaning and maintenance services, n.e.c. ....	32.7	28.9	754	Radiator repair .....	35.1	5.0
735	Miscellaneous equipment rental and leasing .....	5.2	7.3	7542	Brake, front end, and wheel alignment .....	15.5	3.6
7352	Medical equipment rental and leasing .....	5.1	9.2	7549	Automotive electrical and fuel system services .....	13.0	2.2
7353	Heavy construction equipment rental and leasing ..	7.4	4.9		Other automotive repair shops, n.e.c. ....	24.0	10.7
7359	Equipment rental and leasing, n.e.c. ....	4.8	7.5		Automotive services, except repair .....	26.4	14.0
					Carwashes .....	30.7	9.7
					Automotive services, except repair and carwashes .....	24.0	16.4

See footnotes at end of table.



**Table E-1. Firms Subject to Federal Income Tax – Con.**

[Includes only establishments with payroll. For meaning of abbreviations and symbols, and for more information on reliability of data, see introductory text. For explanation of terms and comparability of 1987 and 1992 censuses, see appendix A]

SIC code	Kind of business or operation	Percent of receipts –		SIC code	Kind of business or operation	Percent of receipts –	
		From administrative records <sup>1</sup>	Estimated <sup>2</sup>			From administrative records <sup>1</sup>	Estimated <sup>2</sup>
<b>76</b>	<b>Miscellaneous repair services</b> -----	<b>22.0</b>	<b>7.3</b>	<b>80</b>	<b>Health services</b> -----	<b>20.3</b>	<b>5.6</b>
762	Electrical repair shops -----	20.6	6.5	801	Offices and clinics of doctors of medicine -----	25.9	6.8
7622	Radio and television repair shops -----	29.2	10.8	8011 pt.	Offices of doctors of medicine -----	26.9	6.8
7623, 9	Other electrical and electronic repair shops -----	18.8	5.6	8011 pt.	General medical clinics -----	1.8	9.0
7623	Refrigeration and air-conditioning service and repair shops -----	17.4	1.5	802	Offices and clinics of dentists -----	35.8	4.3
7629	Electrical and electronic repair shops, n.e.c. ---	19.5	7.5	803	Offices and clinics of doctors of osteopathy -----	25.8	3.6
763	Watch, clock, and jewelry repair -----	32.2	15.3	804	Offices and clinics of other health practitioners ----	33.5	6.7
764	Reupholstery and furniture repair -----	42.5	10.5	8041	Offices and clinics of chiropractors -----	37.7	6.7
				8042	Offices and clinics of optometrists -----	35.8	7.4
769	Miscellaneous repair and related services -----	21.7	7.5	8043	Offices and clinics of podiatrists -----	29.1	7.0
7692	Welding repair -----	45.4	7.1	8049	Offices and clinics of health practitioners, n.e.c. --	30.0	6.1
7694	Armature rewinding shops -----	22.1	9.8	805	Nursing and personal care facilities -----	1.8	4.0
7699	Repair shops and related services, n.e.c. -----	20.3	7.2	8051	Skilled nursing care facilities -----	2.1	4.9
				8052	Intermediate care facilities -----	.7	1.3
				8059	Nursing and personal care facilities, n.e.c. -----	6.8	11.4
				806	Hospitals -----	.4	1.6
				8062	General medical and surgical hospitals -----	—	—
<b>78, 79, 84</b>	<b>Amusement and recreation services, including motion pictures and museums</b> -----	<b>11.7</b>	<b>10.1</b>	8063, 9	Specialty hospitals -----	2.2	8.7
781, 2	Motion picture production, distribution, and services --	.9	10.1	807, 8, 9	Other health services -----	13.4	8.3
				807	Medical and dental laboratories -----	19.1	9.3
783	Motion picture theaters -----	1.2	.8	8071	Medical laboratories -----	16.9	9.9
7832	Motion picture theaters, except drive-in -----	1.1	.8	8072	Dental laboratories -----	37.1	3.9
7833	Drive-in motion picture theaters -----	6.1	10.6	808	Home health care services -----	10.9	9.2
				809	Miscellaneous health and allied services, n.e.c. ---	9.0	6.6
				8092	Kidney dialysis centers -----	1.4	2.5
				8093	Specialty outpatient facilities, n.e.c. -----	11.9	8.2
				8099	Health and allied services, n.e.c. -----	10.8	7.6
				<b>81</b>	<b>Legal services</b> -----	<b>30.3</b>	<b>4.8</b>
784	Video tape rental -----	15.0	14.5	<b>823, 4, 9</b>	<b>Selected educational services</b> -----	<b>22.3</b>	<b>5.7</b>
				823	Libraries -----	(D)	(D)
792	Theatrical producers (except motion picture), bands, orchestras, and entertainers -----	5.5	2.4	824	Vocational schools -----	16.9	6.3
7922	Theatrical producers (except motion picture) and miscellaneous theatrical services -----	16.4	8.2	829	Schools and educational services, n.e.c. -----	(D)	(D)
7929	Bands, orchestras, actors, and other entertainers and entertainment groups -----	3.4	1.2	<b>83</b>	<b>Social services</b> -----	<b>21.9</b>	<b>15.6</b>
				835	Child day care services -----	13.6	9.9
793	Bowling centers -----	7.8	4.6	832, 3, 6, 9	Other social services -----	28.3	20.1
				<b>87 ex. 8733</b>	<b>Engineering, accounting, research, management, and related services (except noncommercial research organizations)</b> -----	<b>11.0</b>	<b>11.2</b>
79 ex. 792, 3; 84	Commercial sports and other amusement and recreation services, including museums -----	17.3	13.2	871	Engineering, architectural, and surveying services --	8.1	7.6
794	Commercial sports -----	6.5	6.1	8711	Engineering services -----	6.5	8.0
7941	Professional sports clubs, managers, promoters -----	8.2	8.2	8712	Architectural services -----	22.9	3.7
7948	Racing, including track operation -----	3.7	2.4	8713	Surveying services -----	20.6	4.3
79 ex. 792, 3, 4; 84	Other amusement and recreation services, including museums -----	18.8	14.2	872	Accounting, auditing, and bookkeeping services ----	27.4	16.7
791	Dance studios, schools, and halls -----	29.2	9.5	873 ex. 8733	Research, development, and testing services (except noncommercial research organizations) ---	4.7	14.6
7991	Physical fitness facilities -----	17.5	18.7	8731	Commercial physical and biological research -----	2.4	8.3
7992	Public golf courses -----	26.5	11.4	8732	Commercial economic, sociological, and educational research -----	11.1	34.5
7993	Coin-operated amusement devices -----	17.2	9.8	8734	Testing laboratories -----	3.4	6.6
7996	Amusement parks -----	(D)	(D)	874	Management and public relations services -----	13.0	14.2
7997	Membership sports and recreation clubs -----	23.7	25.1	8741	Management services -----	11.3	17.6
7999, 84	Amusement and recreation services, including museums, n.e.c. -----	(D)	(D)	8742	Management consulting services -----	13.2	10.2
				8743	Public relations services -----	29.2	5.4
7999 pt.	Concession operators of amusement devices and rides -----	(D)	(D)	8744	Facilities support management services -----	1.5	26.0
7999 pt.	Carnivals, circuses, and fairs -----	(D)	(D)	8748	Business consulting services, n.e.c. -----	25.6	16.0
7999 pt., 84	Other recreation and amusements, including museums -----	43.2	19.2	<b>89</b>	<b>Services, n.e.c.</b> -----	<b>10.3</b>	<b>4.1</b>

<sup>1</sup>Includes receipts information obtained from administrative records of other Federal agencies.

<sup>2</sup>Includes receipts information which was imputed based on historic company ratios or administrative records or on industry averages.

## Table E-2. Firms Exempt From Federal Income Tax

[Includes only establishments with payroll. For meaning of abbreviations and symbols, and for more information on reliability of data, see introductory text. For explanation of terms and comparability of 1987 and 1992 censuses, see appendix A]

SIC code	Kind of business or operation	Percent of revenue —		SIC code	Kind of business or operation	Percent of revenue —	
		From administrative records <sup>1</sup>	Estimated <sup>2</sup>			From administrative records <sup>1</sup>	Estimated <sup>2</sup>
	<b>Total</b> .....	<b>5.3</b>	<b>3.4</b>	<b>823, 4, 9</b>	<b>Selected educational services</b> .....	<b>23.1</b>	<b>16.9</b>
7032, 704	Camps and membership lodging .....	19.3	12.7	83	<b>Social services</b> .....	14.1	10.8
792, 7991 pt., 7997, 7999 pt., 84	<b>Selected amusement, recreation, and related services</b> .....	<b>16.8</b>	<b>3.5</b>	835	Child day care services .....	8.9	28.6
8011 pt.; 8021 pt.; 805, 6, 8, 9	<b>Selected health services</b> .....	<b>.8</b>	<b>1.1</b>	832, 3, 6, 9	Other social services .....	14.4	9.8
8011 pt., 8021 pt., 805	Clinics of doctors of medicine and dentists .....	.1	10.1	832	Individual and family social services .....	11.5	11.8
806	Hospitals .....	.6	—	833	Job training and vocational rehabilitation services .....	17.0	8.7
8062	General medical and surgical hospitals .....	.7	—	836	Residential care .....	11.1	16.4
8063, 9	Specialty hospitals .....	—	—	839	Social services, n.e.c. .....	17.3	5.6
808, 9	Other health services .....	8.9	5.9	<b>861, 2, 4, 9</b>	<b>Selected membership organizations</b> .....	<b>14.3</b>	<b>6.6</b>
8111 pt.	<b>Legal aid societies and similar legal services</b> .....	<b>.4</b>	<b>11.2</b>	861	Business associations .....	10.3	4.0
				864	Civic, social, and fraternal associations .....	24.5	15.5
				862, 9	Other membership organizations .....	14.1	5.5
				<b>873, 4 ex.</b>	<b>Research, testing, and consulting services, except facilities support management services</b> .....	<b>2.0</b>	<b>3.0</b>
				<b>8744</b>			
				873	Research, development, and testing services .....	.8	2.6
				874 ex.	Management and public relations services, except facilities support management services .....	32.0	12.5
				8744			

<sup>1</sup>Includes revenue information obtained from administrative records of other Federal agencies.

<sup>2</sup>Includes revenue information which was imputed based on historic company ratios or administrative records or on industry averages.

## Appendix F. **Geographic Notes**

---

### **VIRGINIA**

**Farmville** is in Cumberland and Prince Edward Counties.

# Appendix G.

## Establishments in Business Any Time During Year and Establishments in Business at End of Year for the State: 1992 and 1987

**Table G-1. Firms Subject to Federal Income Tax**

[Includes only establishments with payroll. For meaning of abbreviations and symbols, see introductory text. For explanation of terms and comparability of 1987 and 1992 censuses, see appendix A]

SIC code	Kind of business or operation	Establishments in business —			
		Any time during year		At end of year	
		1992	1987	1992	1987
	<b>Total</b> .....	<b>45 905</b>	<b>38 337</b>	<b>42 548</b>	<b>35 717</b>
<b>70 ex. 704</b>	<b>Hotels, rooming houses, camps, and other lodging places (except membership lodging)</b> .....	<b>1 249</b>	<b>1 242</b>	<b>1 160</b>	<b>1 164</b>
	Hotels and motels .....	1 096	1 101	1 014	1 032
7011	Hotels .....	314	415	302	397
7011 pt.	Hotels, 25 guestrooms or more .....	228	373	221	356
7011 pt.	Hotels, less than 25 guestrooms .....	86	42	81	41
7011 pt.	Motels, motor hotels, and tourist courts .....	782	686	712	635
7011 pt.	Motels, tourist courts .....	653	575	597	529
7011 pt.	Motor hotels .....	129	111	115	106
702, 3	Other lodging places .....	153	141	146	132
702	Rooming and boarding houses .....	28	22	28	21
703	Camps and recreational vehicle parks .....	125	119	118	111
<b>72</b>	<b>Personal services</b> .....	<b>5 600</b>	<b>4 994</b>	<b>5 076</b>	<b>4 577</b>
721	Laundry, cleaning, and garment services .....	1 584	1 402	1 460	1 304
7211	Power laundries, family and commercial* .....	39	40	38	37
7213	Linen supply* .....	29	27	27	25
7215	Coin-operated laundries and drycleaning .....	386	385	352	363
7216	Drycleaning plants, except rug cleaning* .....	694	590	647	561
7217	Carpet and upholstery cleaning .....	198	150	176	131
7218	Industrial launderers* .....	33	29	30	29
7212, 9	Other laundry, cleaning, and garment services* .....	205	181	190	158
722	Photographic studios, portrait .....	246	200	228	182
723, 4	Beauty and barber shops .....	2 653	2 439	2 387	2 228
723	Beauty shops .....	2 539	2 304	2 283	2 104
724	Barber shops .....	114	135	104	124
725	Shoe repair shops and shoeshine parlors .....	87	88	74	77
726	Funeral service and crematories .....	394	373	373	356
729	Miscellaneous personal services .....	636	492	554	430
7291	Tax return preparation services .....	221	165	187	143
7299	Miscellaneous personal services, n.e.c. .....	415	327	367	287
<b>73</b>	<b>Business services</b> .....	<b>8 536</b>	<b>6 322</b>	<b>7 800</b>	<b>5 850</b>
731	Advertising .....	368	328	342	308
7311	Advertising agencies .....	289	246	270	232
7312	Outdoor advertising services .....	18	14	17	14
7313	Radio, television, publishers' advertising representatives .....	27	28	24	25
7319	Advertising, n.e.c. .....	34	40	31	37
732	Consumer credit reporting agencies, mercantile reporting agencies, and adjustment and collection agencies .....	153	135	140	125
7322	Adjustment and collection services .....	118	95	107	88
7323	Credit reporting services .....	35	40	33	37
733	Mailing, reproduction, commercial art and photography, and stenographic services .....	784	649	717	604
7331	Direct mail advertising services .....	154	116	141	109
7334	Photocopying and duplicating services .....	124	90	115	85
7335, 6	Commercial photography, art, and graphics .....	366	313	337	291
7335	Commercial photography .....	79	77	73	74
7336	Commercial art and graphic design .....	287	236	264	217
7338	Secretarial and court reporting services .....	140	130	124	119
734	Services to dwellings and other buildings .....	1 863	1 376	1 665	1 225
7342	Disinfecting and pest control services .....	261	238	246	211
7349	Building cleaning and maintenance services, n.e.c. .....	1 602	1 138	1 419	1 014
735	Miscellaneous equipment rental and leasing .....	609	541	568	519
7352	Medical equipment rental and leasing .....	86	53	78	50
7353	Heavy construction equipment rental and leasing .....	97	105	88	101
7359	Equipment rental and leasing, n.e.c. .....	426	383	402	368
736	Personnel supply services .....	692	554	630	513
7361	Employment agencies .....	278	274	248	251
7363	Help supply services .....	414	280	382	262

See footnotes at end of table.

**Table G-1. Firms Subject to Federal Income Tax – Con.**

[Includes only establishments with payroll. For meaning of abbreviations and symbols, see introductory text. For explanation of terms and comparability of 1987 and 1992 censuses, see appendix A.]

SIC code	Kind of business or operation	Establishments in business –			
		Any time during year		At end of year	
		1992	1987	1992	1987
<b>73</b>	<b>Business services – Con.</b>				
737	Computer programming, data processing, and other computer related services -----	2 298	1 399	2 129	1 316
7371, 2, 3	Computer programming, prepackaged software, and integrated systems -----	1 368	813	1 271	770
7371	Computer programming services -----	948	606	887	580
7372	Prepackaged software -----	205	78	192	68
7373	Computer integrated systems -----	215	129	192	122
7374, 5, 6	Data processing services -----	294	229	280	216
7374, 5	Computer processing, information retrieval -----	252	186	239	176
7376	Computer facilities management services -----	42	43	41	40
7377, 8, 9	Computer rental and leasing, maintenance, and related services, n.e.c. -----	636	357	578	330
7377	Computer rental and leasing -----	21	29	19	27
7378	Computer maintenance and repair -----	173	120	159	110
7379	Computer related services, n.e.c. -----	442	208	400	193
738	Miscellaneous business services -----	1 769	1 340	1 609	1 240
7381, 2	Detective agencies and protective services -----	355	275	331	257
7381	Detective, guard, and armored car services -----	276	216	255	202
7382	Security systems services -----	79	59	76	55
7383	News syndicates -----	17	12	16	9
7384	Photofinishing laboratories* -----	199	145	183	135
7389	Business services, n.e.c. -----	1 198	908	1 079	839
7389 pt.	Sign painting shops -----	68	50	64	47
7389 pt.	Interior designing -----	159	138	143	127
7389 pt.	Telephone answering services -----	52	65	48	58
7389 pt.	Other business services -----	919	655	824	607
<b>75</b>	<b>Automotive repair, services, and parking -----</b>	<b>4 219</b>	<b>3 432</b>	<b>3 893</b>	<b>3 185</b>
751	Automotive rental and leasing, without drivers -----	239	244	216	238
7513	Truck rental and leasing, without drivers -----	85	91	77	89
7514, 5	Passenger car rental and leasing -----	145	146	130	143
7519	Utility trailer and recreational vehicle rental -----	9	7	9	6
752	Automobile parking -----	318	261	302	256
753	Automotive repair shops -----	3 179	2 596	2 939	2 386
7532	Top, body, and upholstery repair shops and paint shops -----	700	639	644	583
7532 pt.	Top and body repair shops -----	637	592	585	541
7532 pt.	Paint shops -----	63	47	59	42
7538	General automotive repair shops -----	1 783	1 395	1 655	1 282
7538 pt.	General automotive repair shops, except diesel -----	1 628	1 306	1 507	1 199
7538 pt.	Diesel repair shops -----	155	89	148	83
7533, 4, 6, 7, 9	Other automotive repair shops -----	696	562	640	521
7533	Automotive exhaust system repair shops -----	136	95	120	88
7534	Tire retreading and repair shops -----	42	66	40	57
7536	Automotive glass replacement shops -----	161	93	146	90
7537	Automotive transmission repair shops -----	142	132	132	121
7539	Automotive repair shops, n.e.c. -----	215	176	202	165
7539 pt.	Radiator repair -----	50	63	48	61
7539 pt.	Brake, front end, and wheel alignment -----	69	60	63	53
7539 pt.	Automotive electrical and fuel system services -----	68	36	65	36
7539 pt.	Other automotive repair shops, n.e.c. -----	28	17	26	15
754	Automotive services, except repair -----	483	331	436	305
7542	Carwashes -----	214	182	190	167
7549	Automotive services, except repair and carwashes -----	269	149	246	138
<b>76</b>	<b>Miscellaneous repair services -----</b>	<b>1 757</b>	<b>1 598</b>	<b>1 637</b>	<b>1 483</b>
762	Electrical repair shops -----	548	455	505	426
7622	Radio and television repair shops -----	179	158	162	142
7623, 9	Other electrical and electronic repair shops -----	369	297	343	284
7623	Refrigeration and air-conditioning service and repair shops -----	99	89	88	87
7629	Electrical and electronic repair shops, n.e.c. -----	270	208	255	197
763	Watch, clock, and jewelry repair -----	26	28	24	22
764	Reupholstery and furniture repair -----	196	204	188	188
769	Miscellaneous repair and related services -----	987	911	920	847
7692	Welding repair -----	124	125	116	116
7694	Armature rewinding shops -----	61	61	59	56
7699	Repair shops and related services, n.e.c. -----	802	725	745	675
<b>78, 79, 84</b>	<b>Amusement and recreation services, including motion pictures and museums -----</b>	<b>2 437</b>	<b>1 952</b>	<b>2 196</b>	<b>1 793</b>
781, 2	Motion picture production, distribution, and services -----	177	138	175	126
783	Motion picture theaters -----	145	162	137	141
7832	Motion picture theaters, except drive-in -----	137	146	130	129
7833	Drive-in motion picture theaters -----	8	16	7	12
784	Video tape rental -----	565	365	474	336
792	Theatrical producers (except motion picture), bands, orchestras, and entertainers -----	125	76	117	69
7922	Theatrical producers (except motion picture) and miscellaneous theatrical services -----	54	37	48	35
7929	Bands, orchestras, actors, and other entertainers and entertainment groups -----	71	39	69	34
793	Bowling centers -----	98	92	94	84

See footnotes at end of table.

**Table G-1. Firms Subject to Federal Income Tax – Con.**

[Includes only establishments with payroll. For meaning of abbreviations and symbols, see introductory text. For explanation of terms and comparability of 1987 and 1992 censuses, see appendix A]

SIC code	Kind of business or operation	Establishments in business –			
		Any time during year		At end of year	
		1992	1987	1992	1987
<b>78, 79, 84</b>	<b>Amusement and recreation services, including motion pictures and museums—Con.</b>				
79 ex. 792, 3, 84	Commercial sports and other amusement and recreation services, including museums .....	1 327	1 119	1 199	1 037
794	Commercial sports .....	70	53	66	51
7941	Professional sports clubs, managers, promoters .....	31	21	30	21
7948	Racing, including track operation .....	39	32	30	30
79 ex. 792, 3, 4; 84	Other amusement and recreation services, including museums .....	1 257	1 066	1 133	986
791	Dance studios, schools, and halls .....	163	116	148	104
7991	Physical fitness facilities .....	235	240	197	216
7992	Public golf courses .....	55	46	50	43
7993	Coin-operated amusement devices .....	101	95	92	91
7996	Amusement parks .....	5	12	3	12
7997	Membership sports and recreation clubs .....	182	174	174	162
7999, 84	Amusement and recreation services, including museums, n.e.c. ....	516	383	469	358
<b>80</b>	<b>Health services .....</b>	<b>9 753</b>	<b>8 367</b>	<b>9 314</b>	<b>7 977</b>
801	Offices and clinics of doctors of medicine .....	4 724	4 287	4 508	4 082
8011 pt.	Offices of doctors of medicine .....	4 649	4 207	4 438	4 014
8011 pt.	General medical clinics .....	75	80	70	68
802	Offices and clinics of dentists .....	2 524	2 324	2 431	2 235
803	Offices and clinics of doctors of osteopathy .....	39	22	38	21
804	Offices and clinics of other health practitioners .....	1 440	989	1 372	947
8041	Offices and clinics of chiropractors .....	355	215	340	207
8042	Offices and clinics of optometrists .....	436	373	406	358
8043	Offices and clinics of podiatrists .....	164	142	155	135
8049	Offices and clinics of health practitioners, n.e.c. ....	485	259	471	247
805	Nursing and personal care facilities .....	251	185	233	176
8051	Skilled nursing care facilities .....	129	110	122	107
8052	Intermediate care facilities .....	74	43	69	39
8059	Nursing and personal care facilities, n.e.c. ....	48	32	42	30
806	Hospitals .....	34	33	32	30
807, 8, 9	Other health services .....	741	527	700	486
807	Medical and dental laboratories .....	289	216	273	200
8071	Medical laboratories .....	153	89	142	83
8072	Dental laboratories .....	136	127	131	117
808	Home health care services .....	185	117	172	109
809	Miscellaneous health and allied services, n.e.c. ....	267	194	255	177
8092	Kidney dialysis centers .....	44	28	44	26
8093	Specialty outpatient facilities, n.e.c. ....	136	102	127	98
8099	Health and allied services, n.e.c. ....	87	64	84	53
<b>81</b>	<b>Legal services .....</b>	<b>3 309</b>	<b>2 961</b>	<b>3 082</b>	<b>2 738</b>
<b>823, 4, 9</b>	<b>Selected educational services .....</b>	<b>377</b>	<b>243</b>	<b>344</b>	<b>225</b>
823	Libraries .....	10	1	9	1
824	Vocational schools .....	130	89	119	84
829	Schools and educational services, n.e.c. ....	237	153	216	140
<b>83</b>	<b>Social services .....</b>	<b>1 437</b>	<b>1 063</b>	<b>1 332</b>	<b>976</b>
835	Child day care services .....	796	620	733	567
832, 3, 6, 9	Other social services .....	641	443	599	409
<b>87 ex. 8733</b>	<b>Engineering, accounting, research, management, and related services (except noncommercial research organizations) .....</b>	<b>6 806</b>	<b>5 527</b>	<b>6 329</b>	<b>5 182</b>
871	Engineering, architectural, and surveying services .....	2 160	1 814	2 023	1 728
8711	Engineering services .....	1 431	1 144	1 342	1 090
8712	Architectural services .....	456	418	415	395
8713	Surveying services .....	273	252	266	243
872	Accounting, auditing, and bookkeeping services .....	1 736	1 436	1 612	1 339
873 ex. 8733	Research, development, and testing services (except noncommercial research organizations) .....	437	386	405	362
8731	Commercial physical and biological research .....	173	149	160	139
8732	Commercial economic, sociological, and educational research .....	157	167	143	157
8734	Testing laboratories .....	107	70	102	66
874	Management and public relations services .....	2 473	1 891	2 289	1 753
8741	Management services .....	484	453	453	418
8742	Management consulting services .....	1 323	997	1 223	926
8743	Public relations services .....	132	103	122	95
8744	Facilities support management services .....	77	27	70	27
8748	Business consulting services, n.e.c. ....	457	311	421	287
<b>89</b>	<b>Services, n.e.c. ....</b>	<b>425</b>	<b>636</b>	<b>385</b>	<b>567</b>

## Table G-2. Firms Exempt From Federal Income Tax

[Includes only establishments with payroll. For meaning of abbreviations and symbols, see introductory text. For explanation of terms and comparability of 1987 and 1992 censuses, see appendix A]

SIC code	Kind of business or operation	Establishments in business —			
		Any time during year		At end of year	
		1992	1987	1992	1987
	<b>Total .....</b>	<b>4 728</b>	<b>3 885</b>	<b>4 511</b>	<b>3 751</b>
<b>7032, 704</b>	<b>Camps and membership lodging .....</b>	<b>44</b>	<b>32</b>	<b>43</b>	<b>31</b>
<b>792, 7991 pt., 7997, 7999 pt., 84</b>	<b>Selected amusement, recreation, and related services .....</b>	<b>418</b>	<b>369</b>	<b>403</b>	<b>361</b>
792	Theatrical producers (except motion picture), bands, orchestras, and entertainers .....	65	51	62	49
7991 pt., 7997	Gymnasiums, athletic clubs, and membership sports and recreation clubs .....	270	245	259	239
7999 pt. 84	Fairs .....	10	8	10	8
	Museums, art galleries, and botanical and zoological gardens .....	73	65	72	65
<b>8011 pt.; 8021 pt.; 805, 6, 8, 9</b>	<b>Selected health services .....</b>	<b>366</b>	<b>290</b>	<b>356</b>	<b>288</b>
8011 pt., 8021 pt.	Clinics of doctors of medicine and dentists .....	76	54	72	53
805	Nursing and personal care facilities .....	73	50	71	50
806	Hospitals .....	108	111	107	111
808, 9	Other health services .....	109	75	106	74
808	Home health care services .....	31	28	29	28
809	Miscellaneous health and allied services, n.e.c. ....	78	47	77	46
<b>8111 pt.</b>	<b>Legal aid societies and similar legal services .....</b>	<b>45</b>	<b>45</b>	<b>44</b>	<b>45</b>
<b>823, 4, 9</b>	<b>Selected educational services .....</b>	<b>150</b>	<b>93</b>	<b>144</b>	<b>88</b>
<b>83</b>	<b>Social services .....</b>	<b>1 583</b>	<b>1 221</b>	<b>1 520</b>	<b>1 182</b>
835	Child day care services .....	367	289	349	273
832, 3, 6, 9	Other social services .....	1 216	932	1 171	909
<b>861, 2, 4, 9</b>	<b>Selected membership organizations .....</b>	<b>1 940</b>	<b>1 698</b>	<b>1 833</b>	<b>1 624</b>
861	Business associations .....	541	434	511	426
864	Civic, social, and fraternal associations .....	852	794	793	740
862, 9	Other membership organizations .....	547	470	529	458
<b>873, 4 ex. 8744</b>	<b>Research, testing, and consulting services, except facilities support management services .....</b>	<b>182</b>	<b>137</b>	<b>168</b>	<b>132</b>
873	Research, development, and testing services .....	132	114	121	111
8731	Commercial physical and biological research .....	16	13	16	13
8732	Commercial economic, sociological, and educational research .....	24	12	23	12
8733	Noncommercial research organizations .....	88	85	78	82
8734	Testing laboratories .....	4	4	4	4
874 ex. 8744	Management and public relations services, except facilities support management services .....	50	23	47	21

# Publication Program

## 1992 CENSUS OF SERVICE INDUSTRIES

Publications of the 1992 Census of Service Industries containing data on service industries establishments in the United States are described below. Publication order forms for specific reports may be obtained from any Department of Commerce district office or from Data User Services Division, Customer Services, Bureau of the Census, Washington, DC 20233-8300. The first results were issued in press releases. Final detailed statistics are issued in separate paperbound reports and compact disc-read only memory (CD-ROM).

### Final Reports

#### Geographic area series—52 reports (SC92-A-1 to -52)

A separate paperbound report containing data for establishments with payroll is published for each State, the District of Columbia, and the United States. For establishments of firms subject to Federal income tax, each State report presents general statistics on number of establishments, receipts, payroll, and employment, by varied service classifications, for the State, metropolitan areas (MA's), counties, and places with 350 service establishments or more, by kind of business. Greater kind-of-business detail is shown for larger areas. In addition, for places with 2,500 inhabitants or more and for all counties, statistics are provided on number of establishments and receipts for 10 major kind-of-business groups. For establishments of firms exempt from Federal income tax, each State report presents statistics on number of establishments, revenue, payroll, and employment by varied service classifications, for the State and MA's. Greater kind-of-business detail is shown for larger areas.

The United States Summary report presents data for the United States as a whole for establishments with payroll of firms subject to Federal income tax, as well as those exempt from Federal income tax, for detailed kind-of-business classifications. Statistics on number of establishments and receipts/revenue are also shown for States and MA's by kind of business.

For each State, the District of Columbia, and the United States, 1992 data are provided on receipts/revenue and employees per establishment and on receipts/revenue and payroll per employee. Comparative statistics showing percent changes in receipts/expenses and payroll between 1987 and 1992 also are shown.

#### Nonemployer statistics series—1 report (SC92-N-1)

This report includes data by kind of business for all establishments, establishments with payroll, and establishments without payroll for the United States and States. Also presented are statistics for establishments without payroll including number of establishments and receipts/revenue by varied service classifications for MA's.

Similar data for counties and places with 2,500 inhabitants or more are available on electronic media only.

#### Subject series—5 reports (SC92-S-1 to -5)

The *Establishment and Firm Size* report (SC92-S-1) presents data for establishments with payroll, based on size of establishment, size of company or firm, and legal form of organization. Establishment statistics are presented by receipts/revenue size and by employment size; statistics for firms, by receipts/revenue size (including concentration by largest firms), by employment size, and by number of establishments operated (single units and multiunits). Statistics are presented by kind of business on the number of establishments, receipts/revenue, payroll, and employment for the United States.

The *Capital Expenditures, Depreciable Assets, and Operating Expenses* report (SC92-S-2) presents data for firms with payroll for the United States by major kind of business. Operating expenses include annual payroll, supplemental labor costs, purchased services, etc. Receipts data also are provided.

Three other reports (*Hotels, Motels, and Other Lodging Places* (SC92-S-3), *Sources of Receipts or Revenue* (SC92-S-4), and *Miscellaneous Subjects* (SC92-S-5)) present data for the United States as a whole and, where feasible, for States and MA's.

### Electronic Media

All data included in the printed reports are available on CD-ROM. The CD-ROM's provide the same information found in the final reports as well as additional information not published in the final reports, such as ZIP Code statistics available from series SC92-Z, and nonemployer data for counties and places from series SC92-N. Electronic media products are available for users who wish to summarize, rearrange, or process large amounts of data. These products, with corresponding technical documentation, are sold by Data User Services Division, Customer Services, Bureau of the Census, Washington, DC 20233-8300.

## OTHER ECONOMIC CENSUS REPORTS

Data on retail trade, wholesale trade, financial, insurance, real estate, construction industries, manufactures, mineral industries, transportation, communications, utilities, enterprise statistics, minority-owned business enterprises, and women-owned businesses also are available from the 1992 Economic Census. A separate series of reports covers the census of outlying areas—Puerto Rico, Virgin Islands of the United States, Guam, and the Northern Marianas. Separate announcements describing these reports are available free of charge from Data User Services Division, Customer Services, Bureau of the Census, Washington, DC 20233-8300.