

1992


Census of

Service Industries

SC92-A-45

GEOGRAPHIC AREA SERIES

Utah



1992 Census of Service Industries

SC92-A-45

GEOGRAPHIC AREA SERIES

Utah

+



+



U.S. Department of Commerce
Ronald H. Brown, Secretary
David J. Barram, Deputy Secretary

Economics and Statistics Administration
Everett M. Ehrlich, Under Secretary
for Economic Affairs

BUREAU OF THE CENSUS
Harry A. Scarr, Acting Director

Acknowledgments

Many persons participated in the various activities of the 1992 Census of Service Industries. The overall planning and review of the census operations were performed by the Economic Census Staff of the Economic Planning and Coordination Division.

This report was prepared in the Services Division. **Bobby E. Russell**, Assistant Chief for Census Programs, was responsible for the overall planning, management, and coordination of the census of service industries. Planning and implementation were under the direction of **Jack B. Moody**, Chief, Service Census Branch, with primary staff assistance by **Jack R. Drago**, **Barbara S. Tinari**, **Kirk K. Degler**, **Joseph R. Fuller**, **Susan G. Baker**, **Deborah M. Stempowski**, **Brian D. Gregory**, **Theresa L. Steele**, **Chris E. Blackburn**, **Gary R. Rice**, **M. Craig Schadt**, **Arthur B. Stewart**, **Sandra K. Byrd**, and **Evelyn D. Butler**.

Systems and procedures for mailout, receipt, correspondence, data input, industry classification, other clerical processing, administrative record processing, quality control, and the associated electronic computer programs, were developed in the Economic Planning and Coordination Division.

Mailout preparation and receipt operations, clerical and analytical review activities, data keying, and geocoding review were performed by the staff of the Data Preparation Division, **Judith N. Petty**, Acting Chief.

Geographic coding procedures and associated computer programs were developed by the staff of the Geography Division.

The computer processing systems were developed and coordinated in the Economic Statistical Methods and Programming Division, **Charles P. Pautler, Jr.**, Chief. **H. Ray Dennis**, Assistant Chief for Business Programs, was responsible for design and implementation of the computer systems. The computer programs were prepared under the supervision of **William C. Wester**, Chief, Business Census Branch, and **Steven G. McCraith**, Chief, Utilities and Financial Census Branch, assisted by **Jeffrey S. Rosen**, **Barbara L. Lambert**, **Jacqueline R. Sellers**, and **Tsung C. Chu**. Additional programming assistance was provided by **Robert S. Jewett**.

Computer processing was performed in the Computer Services Division, **Marvin D. Raines**, Chief.

The staff of the Administrative and Publications Services Division, **Walter C. Odom**, Chief, performed planning, design, composition, editorial review, and printing planning and procurement for publications and report forms. **Margaret A. Smith** provided publication coordination and editing.

Special acknowledgment is also due the many businesses whose cooperation has contributed to the publication of these data.

If you have any questions concerning the statistics in this report, call 301-763-7039.



**Economics and Statistics
Administration**
Everett M. Ehrlich, Under Secretary
for Economic Affairs



BUREAU OF THE CENSUS
Harry A. Scarr, Acting Director

Paula J. Schneider, Principal Associate
Director for Programs

Charles A. Waite, Associate Director for
Economic Programs

Thomas L. Mesenbourg, Assistant Director for
Economic Programs

ECONOMIC PLANNING AND COORDINATION DIVISION
Thomas L. Mesenbourg, Acting Chief

SERVICES DIVISION
Thomas L. Mesenbourg, Acting Chief

Introduction to the Economic Census

PURPOSES AND USES OF THE ECONOMIC CENSUS

The economic census is the major source of facts about the structure and functioning of the Nation's economy. It provides essential information for government, business, industry, and the general public.

The economic census furnishes an important part of the framework for such composite measures as the gross domestic product, input/output measures, production and price indexes, and other statistical series that measure short-term changes in economic conditions.

Policymaking agencies of the Federal Government use the data, especially in monitoring economic activity and providing assistance to business.

State and local governments use the data to assess business activities and tax bases within their jurisdictions and to develop programs to attract business.

Trade associations study trends in their own and competing industries and keep their members informed of market changes.

Individual businesses use the data to locate potential markets and to analyze their own production and sales performance relative to industry or area averages.

AUTHORITY AND SCOPE

Title 13 of the United States Code (sections 131, 191, and 224) directs the Census Bureau to take the economic census every 5 years, covering years ending in 2 and 7. The 1992 Economic Census consists of the following eight censuses:

- Census of Retail Trade
- Census of Wholesale Trade
- Census of Service Industries
- Census of Financial, Insurance, and Real Estate Industries
- Census of Transportation, Communications, and Utilities
- Census of Manufactures
- Census of Mineral Industries
- Census of Construction Industries

Special programs also cover enterprise statistics and minority-owned and women-owned businesses. (The 1992 Census of Agriculture and 1992 Census of Governments are conducted separately.) The next economic census is scheduled to be taken in 1998 covering the year 1997.

AVAILABILITY OF THE DATA

The results of the economic census are available in printed reports for sale by the U.S. Government Printing Office and on compact discs for sale by the Census Bureau. Order forms for all types of products are available on request from Customer Services, Bureau of the Census, Washington, DC 20233-8300. A more complete description of publications being issued from this census is on the inside back cover of this document.

Census facts are also widely disseminated by trade associations, business journals, and newspapers. Volumes containing census statistics are available in most major public and college libraries. Finally, State data centers in every State as well as business and industry data centers in many States also supply economic census statistics.

WHAT'S NEW IN 1992

The 1992 Economic Census covers more of the economy than any previous census. New for 1992 are data on communications, utilities, financial, insurance, and real estate, as well as coverage of more transportation industries. The economic, agriculture, and governments censuses now collectively cover nearly 98 percent of all economic activity.

Among other changes, new 1992 definitions affect the boundaries of about a third of all metropolitan areas. Also, the Survey of Women-Owned Businesses has now been expanded to include all corporations.

HISTORICAL INFORMATION

The economic census has been taken as an integrated program at 5-year intervals since 1967 and before that for 1963, 1958, and 1954. Prior to that time, the individual subcomponents of the economic census were taken separately at varying intervals.

The economic census traces its beginnings to the 1810 Decennial Census, when questions on manufacturing were included with those for population. Coverage of economic activities was expanded for 1840 and subsequent censuses to include mining and some commercial activities. In 1902, Congress established a permanent Census Bureau and directed that a census of manufactures be taken every 5 years. The 1905 Manufactures Census was the first time a census was taken apart from the regular every-10-year population census.

The first census of business was taken in 1930, covering 1929. Initially it covered retail and wholesale trade and construction industries, but it was broadened in 1933 to include some of the service trades.

The 1954 Economic Census was the first census to be fully integrated—providing comparable census data across economic sectors, using consistent time periods, concepts, definitions, classifications, and reporting units. It was the first census to be taken by mail, using lists of firms provided by the administrative records of other Federal agencies. Since 1963, administrative records also have been used to provide basic statistics for very small firms, reducing or eliminating the need to send them census questionnaires. The Enterprise Statistics Program, which publishes combined data from the economic census, was made possible with the implementation of the integrated census program in 1954.

The range of industries covered in the economic censuses has continued to expand. The census of construction industries began on a regular basis in 1967, and the scope of service industries was broadened in 1967, 1977, and 1987. The census of transportation began in 1963 as a set of surveys covering travel, transportation of commodities, and trucks, but expanded in 1987 to cover business establishments in several transportation industries. For 1992, these statistics are incorporated into a broadened census of transportation, communications, and utilities. Also new for 1992 is the census of financial, insurance, and real estate industries. This is part of a gradual expansion in coverage of industries previously subjected to government regulation.

The Survey of Minority-Owned Business Enterprises was first conducted as a special project in 1969 and was incorporated into the economic census in 1972 along with the Survey of Women-Owned Businesses.

An economic census has also been taken in Puerto Rico since 1909, in the Virgin Islands of the United States and Guam since 1958, and in the Commonwealth of the Northern Mariana Islands since 1982.

Statistical reports from the 1987 and earlier censuses provide historical figures for the study of long-term time series and are available in some large libraries. All of the census data published since 1967 are still available for sale on microfiche from the Census Bureau.

AVAILABILITY OF MORE FREQUENT ECONOMIC DATA

While the census provides complete enumerations every 5 years, there are many needs for more frequent data as well. The Census Bureau conducts a number of monthly, quarterly, and annual surveys, with the results appearing in publication series such as Current Business Reports (retail and wholesale trade and service industries), the Annual Survey of Manufactures, Current Industrial Reports, and the Quarterly Financial Report. Most of these surveys, while providing more frequent observations, yield less kind-of-business and geographic detail than the census. The County Business Patterns program offers annual statistics on the number of establishments, employment, and payroll classified by industry within each county.

SOURCES FOR MORE INFORMATION

More information about the scope, coverage, classification system, data items, and publications for each of the economic censuses and related surveys is published in the *Guide to the 1992 Economic Census and Related Statistics*. More information on the methodology, procedures, and history of the census will be published in the *History of the 1992 Economic Census*. Contact Customer Services for information on availability.

Census of Service Industries

GENERAL

The 1992 Census of Service Industries, part of the 1992 Economic Census, covered service industries as defined in Division I of the *Standard Industrial Classification Manual: 1987*¹ (SIC), except Elementary and Secondary Schools (SIC 821), Colleges, Universities, Professional Schools, and Junior Colleges (SIC 822), Labor Unions and Similar Labor Organizations (SIC 863), Political Organizations (SIC 865), Religious Organizations (SIC 866), and Private Households (SIC 881). The census also excluded governmental establishments classified in the covered industries, except for government-operated hospitals which were included.

Data are presented for establishments in the following classifications:

SIC code	Title
70	Hotels, rooming houses, camps, and other lodging places
72	Personal services
73	Business services
75	Automotive repair, services, and parking
76	Miscellaneous repair services
78	Motion pictures
79	Amusement and recreation services
80	Health services
81	Legal services
823, 4, 9	Selected educational services
83	Social services
84	Museums, art galleries, and botanical and zoological gardens
861, 2, 4, 9	Selected membership organizations
87	Engineering, accounting, research, management, and related services
89	Services, not elsewhere classified

This series of reports presents data for service establishments of firms subject to Federal income tax and (in separate tables) of firms which are exempt from Federal income tax under provisions of the Internal Revenue Code. Only establishments with some payroll during the year are included. For a more detailed explanation, see appendix A.

¹*Standard Industrial Classification Manual: 1987*. For sale by Superintendent of Documents, U.S. Government Printing Office, Washington, DC 20402. Stock No. 041-001-00314-2.

Many of the "kinds of business or operation" included in this report are not thought of as commercial businesses, and the terms (such as "business," "establishment," and "firm") used to describe them may not be descriptive of such services, particularly for not-for-profit and professional services. However, these terms are applied to all "kinds of business or operation" in order to maintain conformity in the measures of the production and delivery of goods and services and in the presentation of data.

The basic tabulations in this report do not include data for establishments which are auxiliary (primary function is providing a service, such as warehousing or bookkeeping) to service establishments within the same organization. Data for auxiliaries are presented in a subsequent report issued as part of the 1992 Enterprise Statistics reports.

For the 1992 Census of Service Industries, large- and medium-size firms, plus all firms known to operate more than one establishment, were sent questionnaires to be completed and returned to the Census Bureau by mail. For most very small firms, including those with no paid employees, data from existing administrative records of other Federal agencies were used instead. These records provided basic information on location, kind of business, receipts, payroll, number of employees, and legal form of organization. In addition, more detailed information for selected kinds of business was obtained on the various questionnaires.

Appendix A gives a more detailed explanation of census coverage and methodology.

CENSUS DISCLOSURE RULES

In accordance with Federal law governing census reports, no data are published that would disclose the operations of an individual establishment or business. However, the number of establishments in a kind-of-business classification is not considered a disclosure, so this information may be released even though other information is withheld.

GEOGRAPHIC AREAS COVERED

This report series presents data for the following areas:

1. The United States as a whole.
2. Each State and the District of Columbia.

3. Each consolidated metropolitan statistical area (CMSA) and primary metropolitan statistical area (PMSA) defined by the Office of Management and Budget (OMB) as of June 30, 1993. A CMSA is an area used to facilitate the presentation and analysis of data for large concentrations of metropolitan populations. It includes two or more contiguous PMSA's which have a population of at least 1,000,000² and which meet specific criteria of urban character and of social and economic integration.
4. Each metropolitan statistical area (MSA) defined by the OMB as of June 30, 1993. An MSA is an integrated economic and social unit with a population nucleus of at least 50,000 inhabitants.² Each MSA consists of one or more counties meeting standards of metropolitan character; in New England, cities and towns rather than counties are the component geographic units.
5. The area within the State outside metropolitan areas (MA's).
6. Each county or county equivalent.³ Counties are the primary divisions of States, except in Louisiana where they are called parishes and in Alaska where they are called boroughs and census areas. Maryland, Missouri, Nevada, and Virginia have one place or more that is independent of any county organization and constitutes primary divisions of their States. These places are treated as counties and as places.
7. Each consolidated city.³ Consolidated cities are consolidated governments which consist of separately incorporated municipalities.
8. Each municipality of 2,500 inhabitants or more incorporated as a city, borough, village, or town.^{2 3}

For the economic census, boroughs and census areas in Alaska and boroughs in New York are not included in this category.
9. Special economic urban areas (SEUA's), which include townships in Michigan, New Jersey, and Pennsylvania, and towns in New York, Wisconsin, and the six New England States with 10,000 inhabitants or more.²

DOLLAR VALUES

All dollar values presented in this report are expressed in current dollars, i.e., 1992 data are expressed in 1992 dollars and 1987 data in 1987 dollars. Consequently, when making comparisons to prior years, users of the data should consider the inflation that has occurred.

RELIABILITY OF DATA

All data compiled in this report originated from either census questionnaires or administrative records of other Federal agencies and, therefore, are not subject to sampling errors. However, the data are subject to nonsampling

²According to the 1990 Census of Population or subsequent special census.

³Those defined as of January 1, 1992.

errors. Nonsampling errors can be attributed to many sources: inability to identify all cases in the actual universe; definition and classification difficulties; differences in the interpretation of questions; errors in recording or coding the data obtained; and other errors of collection, response, coverage, processing, and estimation for missing or misreported data.

The accuracy of these tabulated data is determined by the joint effects of the various nonsampling errors. No direct measurement of these effects has been obtained except for estimation for missing or misreported data; however, precautionary steps were taken in all phases of the collection, processing, and tabulation of the data in an effort to minimize the effects of nonsampling errors.

The Bureau of the Census obtains on computer tape limited information extracted from administrative records of other Federal agencies. This information is used in conjunction with other information available to the Census Bureau to develop estimates for nonemployers, small employers, and other establishments for which responses were not received in time for publication. For an indication of the extent that data included in these reports were obtained from the administrative records of other Federal agencies and from estimation, rather than reports directly from respondents, see appendix E. Also, see appendix A for a more detailed explanation of census coverage and methodology.

SPECIAL TABULATIONS

Special tabulations of data collected in the 1992 Census of Service Industries may be obtained, depending on availability of time and personnel, on diskette, computer tape, or in tabular form. The data will be in summary form and subject to the same rules prohibiting disclosure of confidential information (including name, address, kind of business, or other data for individual business establishments or companies) as are the regular publications.

Special tabulations are prepared on a cost basis. A request for a cost estimate, as well as exact specifications on the type and format of the data to be provided, should be directed to the Chief, Services Division, Bureau of the Census, Washington, DC 20233.

To discuss a special tabulation before submitting specifications, call 1-800-541-8345.

ABBREVIATIONS AND SYMBOLS

The following abbreviations and symbols are used in this publication:

- * See kind-of-business descriptions for SIC 72 and SIC 7384 in appendix A for treatment of plant outlets.
- Represents zero.
- (D) Withheld to avoid disclosing data for individual companies; data are included in broader kind-of-business totals.

		Symbol	Employment Size
(IC)	Independent city.		
(NA)	Not available.		
(X)	Not applicable.	AA	0–19
CMSA	Consolidated metropolitan statistical area.	BB	20–99
MA	Metropolitan area.	CC	100–249
MSA	Metropolitan statistical area.	EE	250–499
n.e.c.	Not elsewhere classified.	FF	500–999
PMSA	Primary metropolitan statistical area.	GG	1,000–2,499
pt.	Part.	HH	2,500–4,999
r	Revised.	II	5,000–9,999
SIC	Standard Industrial Classification.	JJ	10,000–24,999
		KK	25,000–49,999
		LL	50,000–99,999
		MM	100,000 or more

The following symbols are used in this publication to show employment size ranges for employment data that have been withheld to avoid disclosing data for individual companies (employment size range codes are provided for the first time in the 1992 Economic Census):

Users' Guide for Locating Statistics in This Report by Table Number

Information shown in tables	Table																
	1a	1b	2a	2b	3a	3b	4	5	6	7a	7b	8a	8b	9	10		
GEOGRAPHIC AREAS																	
The State	X	X	X	X	X	X	X									X	X
CMSA's and MSA's in the State										X	X						
PMSA's in the State										X	X						
Area of the State not in any CMSA, PMSA, or MSA												X	X				
Counties in the State							X		X								X
Places in the State							X	X								X	
DATA ITEMS																	
Establishments	X	X			X	X	X	X	X	X	X	X	X	X			
Receipts	X				X	X	X	X	X	X	X	X	X	X	X		X
Revenue		X									X		X				
Expenses						X							X				
Annual payroll	X	X			X	X	X	X	X	X	X	X	X	X			
First-quarter payroll	X	X					X	X	X	X	X	X	X	X			
Paid employees for pay period including March 12, 1992	X	X			X	X	X	X	X	X	X	X	X	X			
1987 to 1992 comparative statistics					X	X											
Receipts per establishment			X														
Revenue per establishment				X													
Expenses per establishment				X													
Receipts per employee			X														
Revenue per employee				X													
Expenses per employee				X													
Annual payroll per employee			X	X													
Employees per establishment			X	X													
Counties ranked by volume of receipts																	X
Places ranked by volume of receipts														X			

Users' Guide for Locating Statistics in the 1992 Census of Service Industries Reports

Report and geographic area	Information shown in reports by kind of business or industry category										
	Number of establishments	Receipts/Revenue (\$1,000)	Payroll (\$1,000)	Number of employees	Selected ratios	Receipts/revenue lines	Receipts size and employment size of establishments and firms	Concentration ratios of largest firms	Single units and multi-units	Legal form of organization	Selected topics
GEOGRAPHIC AREA SERIES											
United States	X	X	X	X	X						
State	X	X	X	X	X						
CMSA, PMSA, MSA	X	X	X	X							
County	X	X	X	X							
Place	X	X	X	X							
NONEMPLOYER STATISTICS SERIES											
United States	X	X									
State	X	X									
CMSA, PMSA, MSA	X	X									
County	X	X									
Place	X	X									
ESTABLISHMENT AND FIRM SIZE (INCLUDING LEGAL FORM OF ORGANIZATION)											
United States	X	X	X	X			X	X	X	X	
CAPITAL EXPENDITURES, DEPRECIABLE ASSETS, AND OPERATING EXPENSES											
United States		X	X								X
RECEIPTS/REVENUE LINES											
United States	X	X				X					
State	X	X				X					
CMSA, PMSA, MSA	X	X				X					
HOTELS, MOTELS, AND OTHER LODGING PLACES											
United States	X	X	X	X		X					X
State	X	X	X	X		X					X
CMSA, PMSA, MSA	X	X				X					X

Report and geographic area	Information shown in reports by kind of business or industry category										
	Number of establishments	Receipts/Revenue (\$1,000)	Payroll (\$1,000)	Number of employees	Selected ratios	Receipts/revenue lines	Receipts size and employment size of establishments and firms	Concentration ratios of largest firms	Single units and multi-units	Legal form of organization	Selected topics
ZIP CODES											
United States	X	X	X	X							
State	X	X	X	X							
MISCELLANEOUS SUBJECTS											
United States	X	X	X	X							X
State	X	X									X
CMSA, PMSA, MSA	X	X									X

Contents

Utah

[Page numbers listed here omit the prefix that appears as part of the number of each page]

	Page
Introduction to the Economic Census	III
Census of Service Industries	V
Users' Guide for Locating Statistics in This Report by Table Number	VIII
Users' Guide for Locating Statistics in the 1992 Census of Service Industries Reports ...	IX
Summary of Findings	2

FIGURES

1. Percent Change in Receipts and Annual Payroll for Establishments of Firms Subject to Federal Income Tax: 1987 to 1992	3
2. Annual Payroll Per Employee for Establishments of Firms Subject to Federal Income Tax: 1992 and 1987	4
Maps	5

TABLES

1a. Summary Statistics for Firms Subject to Federal Income Tax for the State: 1992 ..	7
1b. Summary Statistics for Firms Exempt From Federal Income Tax for the State: 1992	11
2a. Selected Ratios for Firms Subject to Federal Income Tax for the State: 1992	12
2b. Selected Ratios for Firms Exempt From Federal Income Tax for the State: 1992 ..	15
3a. Comparative Statistics for Firms Subject to Federal Income Tax for the State: 1992 and 1987	15
3b. Comparative Statistics for Firms Exempt From Federal Income Tax for the State: 1992 and 1987	19
4. Summary Statistics for Firms Subject to Federal Income Tax for Counties and for Places With 2,500 Inhabitants or More: 1992	20
5. Summary Statistics for Firms Subject to Federal Income Tax for Places With 350 Establishments or More: 1992	24
6. Summary Statistics for Firms Subject to Federal Income Tax for Counties With 350 Establishments or More: 1992	33
7a. Summary Statistics for Firms Subject to Federal Income Tax for Metropolitan Areas: 1992	41
7b. Summary Statistics for Firms Exempt From Federal Income Tax for Metropolitan Areas: 1992	46
8a. Summary Statistics for Firms Subject to Federal Income Tax for the Area Outside Metropolitan Areas: 1992	47
8b. Summary Statistics for Firms Exempt From Federal Income Tax for the Area Outside Metropolitan Areas: 1992	50
9. Places With 2,500 Inhabitants or More Ranked by Volume of Receipts of Firms Subject to Federal Income Tax: 1992	50
10. Counties Ranked by Volume of Receipts of Firms Subject to Federal Income Tax: 1992	51

APPENDIXES

A. General Explanation	A-1
B. Sample Report Form and Instructions	B-1
C. Kind-of-Business Titles and Reporting-Form Numbers	C-1
D. Metropolitan Areas	D-1
E. Percent of Receipts/Revenue Based on Administrative Records and Estimation for the State: 1992	E-1
F. Geographic Notes	F-1
G. Establishments in Business Any Time During Year and Establishments in Business at End of Year for the State: 1992 and 1987	G-1

Publication Program

Inside back cover

Summary of Findings

FIRMS SUBJECT TO FEDERAL INCOME TAX

Data from the 1992 Census of Service Industries show that Utah's 11,701 service industries establishments of firms with payroll that were subject to Federal income tax had receipts totaling \$7.5 billion. The 1992 data represent an increase of 95.4 percent in receipts for the State since 1987.

For establishments with payroll in 1992, receipts of offices and clinics of medical doctors totaled \$817.0 million, compared with \$516.9 million in 1987. Other leading service kinds of business in 1992 were computer programming, data processing, and other computer related services with \$1.2 billion in receipts, hotels and motels with \$391.3 million, and legal services with \$386.3 million.

There were 138,506 paid employees (full- and part-time) working in service industries in the State as of mid-March 1992, compared with 93,897 employees in 1987. Large employers included help supply services with 16,525 employees, hotels and motels with 11,042 employees, and offices and clinics of doctors of medicine with 9,163 employees.

ORGANIZATIONS EXEMPT FROM FEDERAL INCOME TAX

Data for the census show that Utah's 966 service industries establishments of firms and other organizations with payroll that were exempt from Federal income tax had revenue totaling \$1.8 billion and expenses of \$1.7 billion in 1992. The 1992 data represent an increase of 62.3 percent in expenses since 1987.

For establishments with payroll in 1992, revenue of hospitals totaled \$1.3 billion, compared with \$861.1 million in 1987. Other leading classifications in 1992 were individual and family social services with revenue of \$60.1 million, and civic, social, and fraternal associations with \$48.7 million.

There were 34,861 paid employees (full- and part-time) as of mid-March 1992, compared with 27,843 employees in 1987. Hospitals had 22,591 employees; individual and family social services, 1,908 employees; and nursing and personal care facilities, 1,474 employees.

Figure 1. **Percent Change in Receipts and Annual Payroll for Establishments of Firms Subject to Federal Income Tax: 1987 to 1992**

(Includes only establishments with payroll. For meaning of abbreviations and symbols, see introductory text)

Receipts 
Payroll 

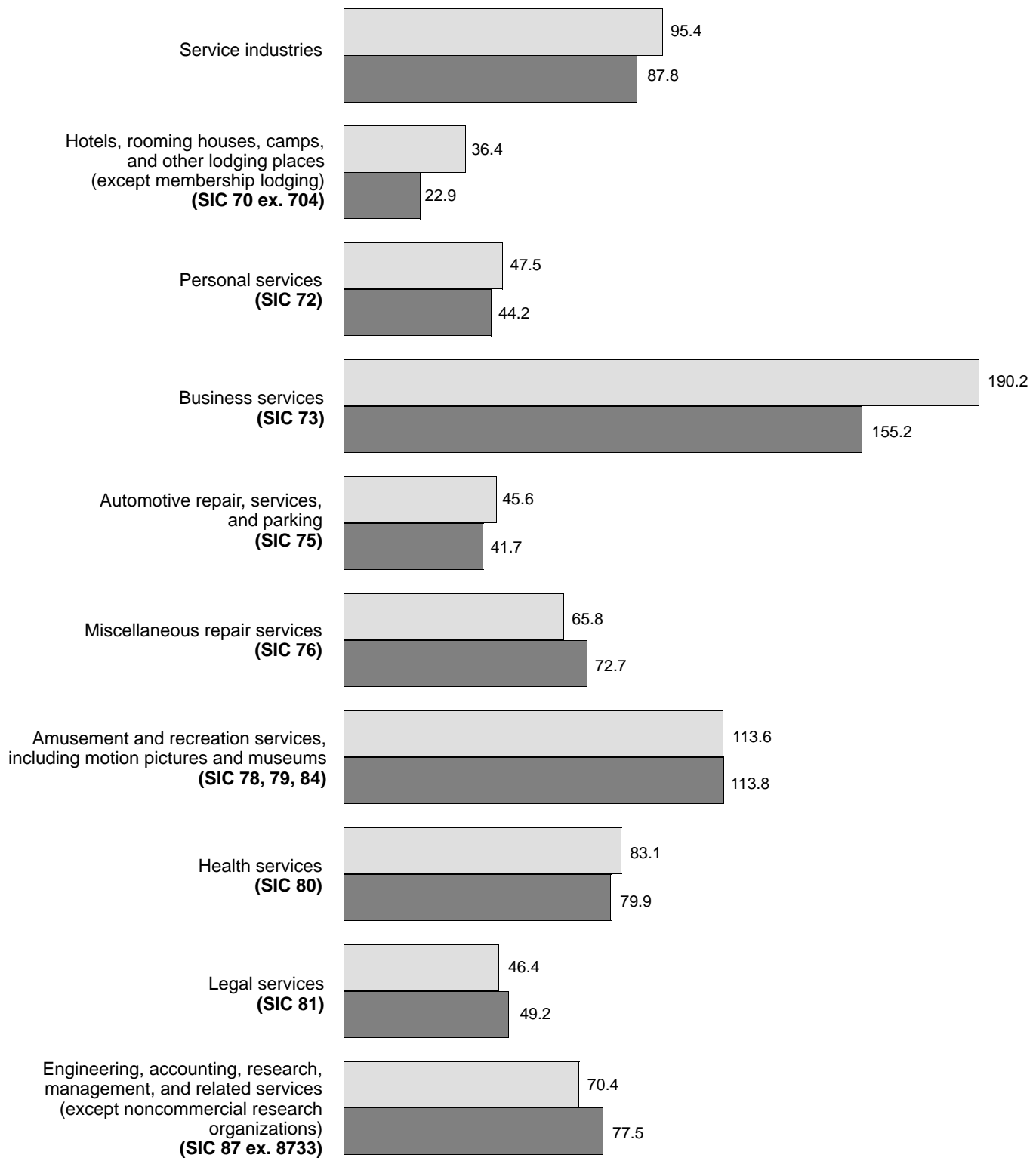




Figure 2. Annual Payroll Per Employee for Establishments of Firms Subject to Federal Income Tax: 1992 and 1987

(In dollars. For meaning of abbreviations and symbols, see introductory text)

1992 
1987 

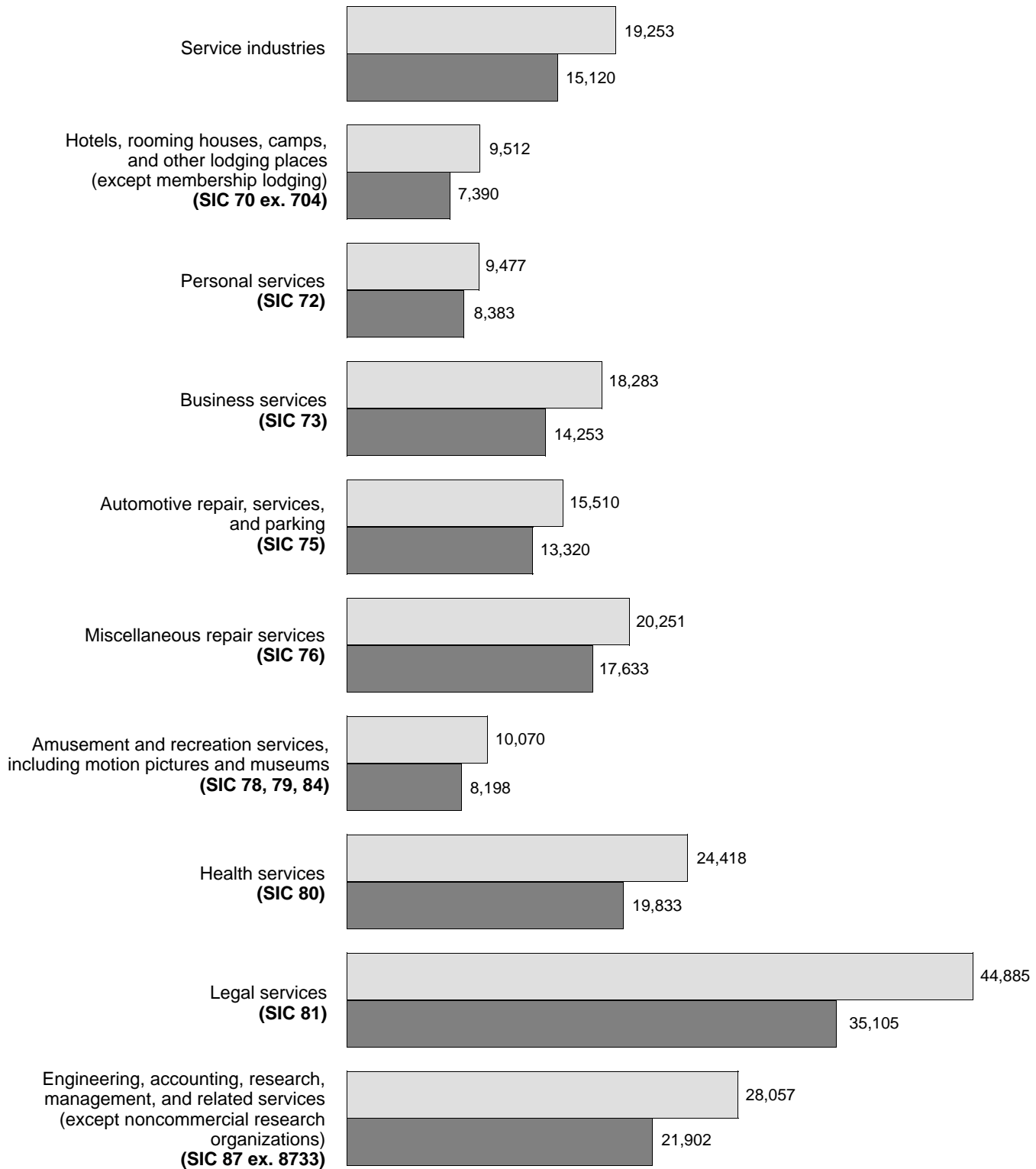




Table 2a. **Selected Ratios for Firms Subject to Federal Income Tax for the State: 1992** — Con.

[Includes only establishments with payroll. For meaning of abbreviations and symbols, see introductory text. For explanation of terms and comparability of 1987 and 1992 censuses, see appendix A]

SIC code	Kind of business or operation	Receipts		Annual payroll per employee ¹ (dollars)	Employees per establishment ¹ (number)
		Per establishment (dollars)	Per employee ¹ (dollars)		
78, 79, 84	Amusement and recreation services, including motion pictures and museums—Con.				
792	Theatrical producers (except motion picture), bands, orchestras, and entertainers -----	408 758	46 195	7 257	9
7922	Theatrical producers (except motion picture) and miscellaneous theatrical services -----	460 700	67 750	8 162	7
7929	Bands, orchestras, actors, and other entertainers and entertainment groups -----	328 846	27 404	6 468	12
793	Bowling centers -----	351 703	21 159	5 889	17
79 ex. 792, 3, 4	Commercial sports and other amusement and recreation services, including museums -----	624 304	32 901	10 248	19
794	Commercial sports ----- (D)	(D)	(D)	(D)	(D)
7941	Professional sports clubs, managers, promoters ----- (D)	(D)	(D)	(D)	(D)
7948	Racing, including track operation ----- (D)	(D)	(D)	(D)	(D)
79 ex. 792, 3, 4; 84	Other amusement and recreation services, including museums ----- (D)	(D)	(D)	(D)	(D)
791	Dance studios, schools, and halls -----	97 340	18 506	4 977	5
7991	Physical fitness facilities -----	416 968	24 323	6 803	17
7992	Public golf courses -----	335 632	57 450	16 703	6
7993	Coin-operated amusement devices -----	385 306	93 723	13 331	4
7996	Amusement parks -----	1 801 300	31 825	9 843	57
7997	Membership sports and recreation clubs -----	524 595	42 013	11 669	12
7999, 84	Amusement and recreation services, including museums, n.e.c. ----- (D)	(D)	(D)	(D)	(D)
7999 pt.	Concession operators of amusement devices and rides ----- (D)	(D)	(D)	(D)	(D)
7999 pt.	Carnivals, circuses, and fairs ----- (D)	(D)	(D)	(D)	(D)
7999 pt., 84	Other recreation and amusements, including museums -----	648 287	28 387	7 395	23
80	Health services -----	604 676	59 740	24 418	10
801	Offices and clinics of doctors of medicine -----	647 896	89 163	42 658	7
8011 pt.	Offices of doctors of medicine -----	538 821	91 398	47 559	6
8011 pt.	General medical clinics -----	5 281 724	80 616	23 921	66
802	Offices and clinics of dentists -----	264 510	55 417	18 148	5
803	Offices and clinics of doctors of osteopathy -----	344 600	71 792	24 667	5
804	Offices and clinics of other health practitioners -----	214 523	50 583	16 750	4
8041	Offices and clinics of chiropractors -----	181 137	55 207	12 896	3
8042	Offices and clinics of optometrists -----	270 914	64 352	16 956	4
8043	Offices and clinics of podiatrists -----	211 955	53 908	15 821	4
8049	Offices and clinics of health practitioners, n.e.c. -----	218 458	41 827	19 087	5
805	Nursing and personal care facilities -----	1 477 240	24 932	11 481	59
8051	Skilled nursing care facilities -----	2 316 245	26 378	11 934	88
8052	Intermediate care facilities ----- (D)	(D)	(D)	(D)	(D)
8059	Nursing and personal care facilities, n.e.c. ----- (D)	(D)	(D)	(D)	(D)
806	Hospitals -----	18 940 471	65 538	20 572	289
8062	General medical and surgical hospitals -----	31 927 500	66 395	20 022	481
8063, 9	Specialty hospitals -----	7 396 444	62 447	22 556	118
807, 8, 9	Other health services -----	810 393	48 299	18 326	17
807	Medical and dental laboratories -----	790 205	65 592	22 688	12
8071	Medical laboratories -----	1 787 295	72 816	25 145	25
8072	Dental laboratories -----	261 627	48 256	16 791	5
808	Home health care services -----	1 113 186	27 557	13 040	40
809	Miscellaneous health and allied services, n.e.c. -----	669 095	59 871	21 358	11
8092	Kidney dialysis centers ----- (D)	(D)	(D)	(D)	(D)
8093	Specialty outpatient facilities, n.e.c. -----	626 395	50 535	23 015	12
8099	Health and allied services, n.e.c. ----- (D)	(D)	(D)	(D)	(D)
81	Legal services -----	573 147	87 537	44 885	7
823, 4, 9	Selected educational services -----	381 206	46 890	15 414	8
823	Libraries ----- (D)	(D)	(D)	(D)	(D)
824	Vocational schools -----	311 568	56 510	17 824	6
829	Schools and educational services, n.e.c. ----- (D)	(D)	(D)	(D)	(D)
83	Social services -----	293 817	27 134	11 101	11
835	Child day care services -----	132 074	14 840	6 270	9
832, 3, 6, 9	Other social services -----	591 424	41 140	16 605	14
87 ex. 8733	Engineering, accounting, research, management, and related services (except noncommercial research organizations) -----	525 154	66 926	28 057	8
871	Engineering, architectural, and surveying services -----	745 594	78 830	33 455	9
8711	Engineering services -----	961 831	81 338	35 613	12
8712	Architectural services -----	424 212	73 288	26 063	6
8713	Surveying services -----	236 673	55 188	22 439	4
872	Accounting, auditing, and bookkeeping services -----	275 565	54 676	22 722	5
873 ex. 8733	Research, development, and testing services (except noncommercial research organizations) -----	862 372	43 601	19 400	20
8731	Commercial physical and biological research -----	1 075 525	72 548	33 943	15
8732	Commercial economic, sociological, and educational research -----	380 536	11 494	6 073	33
8734	Testing laboratories -----	972 711	61 220	24 615	16
874	Management and public relations services -----	491 050	77 457	30 995	6
8741	Management services -----	475 821	54 141	25 679	9
8742	Management consulting services -----	583 613	97 196	36 668	6
8743	Public relations services -----	195 471	55 383	19 467	4
8744	Facilities support management services -----	328 833	30 354	15 938	11
8748	Business consulting services, n.e.c. -----	251 849	102 677	29 877	2
89	Services, n.e.c. -----	402 174	85 450	33 670	5

¹Based on number of employees for pay period including March 12.

Table 2b. Selected Ratios for Firms Exempt From Federal Income Tax for the State: 1992

[Includes only establishments with payroll. For meaning of abbreviations and symbols, see introductory text. For explanation of terms and comparability of 1987 and 1992 censuses, see appendix A]

SIC code	Kind of business or operation	Revenue		Expenses		Annual payroll per employee ¹ (dollars)	Employees per establishment ¹ (number)
		Per establishment (dollars)	Per employee ¹ (dollars)	Per establishment (dollars)	Per employee ¹ (dollars)		
	Total	1 847 007	51 181	1 771 808	49 097	20 991	36
7032, 704	Camps and membership lodging	177 071	39 349	177 000	39 333	10 460	5
792, 7991 pt., 7997, 7999 pt., 84	Selected amusement, recreation, and related services	773 803	41 772	714 918	38 593	16 143	19
8011 pt.; 8021 pt.; 805, 6, 8, 9	Selected health services	14 725 161	55 186	14 324 914	53 686	23 863	267
8011 pt., 8021 pt., 805	Clinics of doctors of medicine and dentists	419 750	60 687	381 458	55 151	21 566	7
	Nursing and personal care facilities	2 234 267	22 737	2 326 267	23 673	11 537	98
806	Hospitals	33 458 564	57 761	32 515 000	56 132	24 818	579
8062	General medical and surgical hospitals	(D)	(D)	(D)	(D)	(D)	(D)
8063, 9	Specialty hospitals	(D)	(D)	(D)	(D)	(D)	(D)
808, 9	Other health services	1 397 867	35 904	1 338 867	34 389	18 673	39
8111 pt.	Legal aid societies and similar legal services	396 077	33 219	387 308	32 484	22 368	12
823, 4, 9	Selected educational services	577 840	65 072	583 080	65 662	13 847	9
83	Social services	539 625	35 368	496 635	32 551	12 892	15
835	Child day care services	277 635	19 474	251 946	17 672	8 479	14
832, 3, 6, 9	Other social services	604 465	38 985	557 194	35 936	13 897	16
832	Individual and family social services	462 531	31 514	456 392	31 096	14 296	15
833	Job training and vocational rehabilitation services	397 061	18 908	404 455	19 260	9 631	21
836	Residential care	462 794	28 454	407 324	25 043	12 734	16
839	Social services, n.e.c.	1 118 132	81 844	973 897	71 286	17 644	14
861, 2, 4, 9	Selected membership organizations	357 259	50 569	313 693	44 402	13 380	7
861	Business associations	330 238	57 936	325 450	57 096	18 954	6
864	Civic, social, and fraternal associations	250 809	34 121	231 505	31 495	9 262	7
862, 9	Other membership organizations	638 901	82 669	498 926	64 558	18 700	8
873, 4 ex. 8744	Research, testing, and consulting services, except facilities support management services	543 313	62 765	532 625	61 531	26 173	9
873	Research, development, and testing services	(D)	(D)	(D)	(D)	(D)	(D)
874 ex. 8744	Management and public relations services, except facilities support management services	(D)	(D)	(D)	(D)	(D)	(D)

¹Based on number of employees for pay period including March 12.

Table 3a. Comparative Statistics for Firms Subject to Federal Income Tax for the State: 1992 and 1987

[Includes only establishments with payroll. For meaning of abbreviations and symbols, see introductory text. For explanation of terms and comparability of 1987 and 1992 censuses, see appendix A]

SIC code	Kind of business or operation	Establishments		Receipts			Annual payroll			Paid employees for pay period including March 12	
		1992 (number)	1987 (number)	1992 (\$1,000)	1987 (\$1,000)	Percent change 1987 to 1992	1992 (\$1,000)	1987 (\$1,000)	Percent change 1987 to 1992	1992 (number)	1987 (number)
	Total	11 701	10 117	7 490 982	3 833 220	95.4	2 666 637	1 419 738	87.8	138 506	93 897
70 ex. 704	Hotels, rooming houses, camps, and other lodging places (except membership lodging)	442	413	404 715	296 718	36.4	108 297	88 113	22.9	11 385	11 923
7011	Hotels and motels	387	364	391 269	287 761	36.0	103 876	86 521	20.1	11 042	11 710
7011 pt.	Hotels	148	112	283 423	193 995	46.1	79 076	66 175	19.5	8 218	8 679
7011 pt.	Hotels, 25 guestrooms or more	116	82	278 678	190 818	46.0	77 966	65 447	19.1	8 002	8 580
7011 pt.	Hotels, less than 25 guestrooms	32	30	4 745	3 177	49.4	1 110	728	52.5	216	99
7011 pt.	Motels, motor hotels, and tourist courts	239	252	107 846	93 766	15.0	24 800	20 346	21.9	2 824	3 031
7011 pt.	Motels, tourist courts	214	221	89 201	71 467	24.8	20 586	14 875	38.4	2 387	2 225
7011 pt.	Motor hotels	25	31	18 645	22 299	-16.4	4 214	5 471	-23.0	437	806
702, 3	Other lodging places	55	49	13 446	8 957	50.1	4 421	1 592	177.7	343	213
702	Rooming and boarding houses	7	6	2 459	1 166	110.9	663	370	79.2	149	64
703	Camps and recreational vehicle parks	48	43	10 987	7 791	41.0	3 758	1 222	207.5	194	149

Table 3a. Comparative Statistics for Firms Subject to Federal Income Tax for the State: 1992 and 1987 — Con.

[Includes only establishments with payroll. For meaning of abbreviations and symbols, see introductory text. For explanation of terms and comparability of 1987 and 1992 censuses, see appendix A]

SIC code	Kind of business or operation	Establishments		Receipts			Annual payroll			Paid employees for pay period including March 12	
		1992 (number)	1987 (number)	1992 (\$1,000)	1987 (\$1,000)	Percent change 1987 to 1992	1992 (\$1,000)	1987 (\$1,000)	Percent change 1987 to 1992	1992 (number)	1987 (number)
72	Personal services	962	845	204 283	138 513	47.5	65 674	45 554	44.2	6 930	5 434
721	Laundry, cleaning, and garment services	307	287	83 655	58 430	43.2	26 763	19 756	35.5	2 623	2 201
7211	Power laundries, family and commercial*	5	13	1 511	1 805	-16.3	466	794	-41.3	51	112
7213	Linen supply*	3	8	(D)	16 542	(D)	(D)	5 949	(D)	EE	426
7215	Coin-operated laundries and drycleaning	53	60	9 382	8 436	11.2	1 973	1 501	31.4	224	218
7216	Drycleaning plants, except rug cleaning*	133	132	26 191	18 176	44.1	8 514	6 714	26.8	1 097	962
7217	Carpet and upholstery cleaning	67	45	9 111	3 982	128.8	2 620	1 511	73.4	327	213
7218	Industrial laundries*	13	9	20 607	7 850	162.5	7 357	2 815	161.3	449	182
7212, 9	Other laundry, cleaning, and garment services*	33	20	(D)	1 639	(D)	(D)	472	(D)	CC	88
722	Photographic studios, portrait	79	78	18 539	13 272	39.7	4 810	3 429	40.3	504	405
723, 4	Beauty and barber shops	323	279	35 478	24 924	42.3	14 442	10 261	40.7	1 748	1 393
723	Beauty shops	315	270	34 616	24 211	43.0	13 960	9 864	41.5	1 711	1 360
724	Barber shops	8	9	862	713	20.9	482	397	21.4	37	33
725	Shoe repair shops and shoeshine parlors	22	27	2 688	2 502	7.4	745	772	-3.5	61	73
726	Funeral service and crematories	61	60	32 064	21 448	49.5	8 806	5 958	47.8	396	347
729	Miscellaneous personal services	170	114	31 859	17 937	77.6	10 108	5 378	88.0	1 598	1 015
7291	Tax return preparation services	29	28	8 452	3 508	140.9	2 561	1 205	112.5	652	290
7299	Miscellaneous personal services, n.e.c.	141	86	23 407	14 429	62.2	7 547	4 173	80.9	946	725
73	Business services	1 929	1 436	2 464 456	849 118	190.2	839 021	328 706	155.2	45 891	23 063
731	Advertising	119	107	78 777	64 316	22.5	29 712	22 934	29.6	973	972
7311	Advertising agencies	94	83	54 161	43 427	24.7	25 557	15 810	61.7	761	609
7312	Outdoor advertising services	8	8	14 681	16 901	-13.1	2 089	6 207	-66.3	117	302
7313	Radio, television, publishers' advertising representatives	8	9	1 324	1 045	26.7	316	361	-12.5	14	26
7319	Advertising, n.e.c.	9	7	8 611	2 943	192.6	1 750	556	214.7	81	35
732	Consumer credit reporting agencies, mercantile reporting agencies, and adjustment and collection agencies	78	71	39 671	19 873	99.6	14 603	7 558	93.2	848	539
7322	Adjustment and collection services	61	53	22 369	10 575	111.5	8 764	4 457	96.6	565	311
7323	Credit reporting services	17	18	17 302	9 298	86.1	5 839	3 101	88.3	283	228
733	Mailing, reproduction, commercial art and photography, and stenographic services	223	151	83 254	43 795	90.1	22 772	13 750	65.6	1 486	974
7331	Direct mail advertising services	27	20	19 413	12 247	58.5	5 106	3 734	36.7	280	230
7334	Photocopying and duplicating services	60	44	28 638	11 590	147.1	7 730	3 198	141.7	686	308
7335, 6	Commercial photography, art, and graphics	92	61	27 113	17 345	56.3	6 915	5 755	20.2	362	343
7335	Commercial photography	29	17	7 632	3 839	98.8	1 398	1 289	8.5	82	77
7336	Commercial art and graphic design	63	44	19 481	13 506	44.2	5 517	4 466	23.5	280	266
7338	Secretarial and court reporting services	44	26	8 090	2 613	209.6	3 021	1 063	184.2	158	93
734	Services to dwellings and other buildings	362	292	78 968	46 996	68.0	35 047	22 685	54.5	4 592	3 905
7342	Disinfecting and pest control services	22	22	5 872	3 898	50.6	1 778	1 263	40.8	92	93
7349	Building cleaning and maintenance services, n.e.c.	340	270	73 096	43 098	69.6	33 269	21 422	55.3	4 500	3 812
735	Miscellaneous equipment rental and leasing	140	134	321 051	54 989	483.8	30 175	14 564	107.2	1 376	923
7352	Medical equipment rental and leasing	21	13	22 128	3 441	543.1	3 402	522	551.7	155	42
7353	Heavy construction equipment rental and leasing	24	34	20 115	12 914	55.8	5 017	4 113	22.0	168	271
7359	Equipment rental and leasing, n.e.c.	95	87	278 808	38 634	621.7	21 756	9 929	119.1	1 053	610
736	Personnel supply services	161	96	333 153	82 742	302.6	202 608	61 761	228.1	16 734	5 457
7361	Employment agencies	41	34	8 151	6 932	17.6	3 862	3 586	7.7	209	175
7363	Help supply services	120	62	325 002	75 810	328.7	198 746	58 175	241.6	16 525	5 282
737	Computer programming, data processing, and other computer related services	436	254	1 219 882	390 357	212.5	395 378	130 756	202.4	11 731	4 572
7371, 2, 3	Computer programming, prepackaged software, and integrated systems	288	141	1 041 201	278 632	273.7	338 457	90 564	273.7	9 189	2 808
7371	Computer programming services	168	83	152 735	101 214	50.9	68 112	43 029	58.3	1 775	1 660
7372	Prepackaged software	78	32	666 815	119 733	456.9	206 848	28 562	624.2	5 837	725
7373	Computer integrated systems	42	26	221 651	57 685	284.2	63 497	18 973	234.7	1 577	423
7374, 5, 6	Data processing services	63	63	86 558	79 638	8.7	27 117	29 307	-7.5	1 664	1 401
7374, 5	Computer processing, information retrieval	60	57	85 826	78 376	9.5	26 956	28 893	-6.7	1 659	1 369
7376	Computer facilities management services	3	6	732	1 262	-42.0	161	414	-61.1	5	32
7377, 8, 9	Computer rental and leasing, maintenance, and related services, n.e.c.	85	50	92 123	32 087	187.1	29 804	10 885	173.8	878	363
7377	Computer rental and leasing	3	5	(D)	878	(D)	(D)	76	(D)	AA	5
7378	Computer maintenance and repair	40	26	65 455	23 978	173.0	21 516	8 649	148.8	588	276
7379	Computer related services, n.e.c.	42	19	2 731	7 231	(D)	(D)	2 160	(D)	EE	82
738	Miscellaneous business services	410	331	309 700	146 050	112.1	108 726	54 698	98.8	8 151	5 721
7381, 2	Detective agencies and protective services	59	64	45 246	34 430	31.4	23 559	18 472	27.5	1 833	1 688
7381	Detective, guard, and armored car services	43	54	31 272	23 494	33.1	19 098	15 134	26.2	1 642	1 540
7382	Security systems services	16	10	13 974	10 936	27.8	4 461	3 338	33.6	191	148
7383	News syndicates	3	2	(D)	(D)	(D)	(D)	(D)	(D)	BB	AA
7384	Photofinishing laboratories*	45	40	30 034	(D)	(D)	7 214	(D)	(D)	476	EE
7389	Business services, n.e.c.	303	225	(D)	88 296	(D)	(D)	30 507	(D)	II	3 588
7389 pt.	Sign painting shops	16	13	(D)	2 285	(D)	(D)	851	(D)	BB	63
7389 pt.	Interior designing	35	21	12 814	2 801	357.5	1 960	562	248.8	122	41
7389 pt.	Telephone answering services	23	20	6 257	9 164	-31.7	2 914	2 840	2.6	365	457
7389 pt.	Other business services	229	171	211 124	74 046	185.1	71 828	26 254	173.6	5 293	3 027

Table 3a. Comparative Statistics for Firms Subject to Federal Income Tax for the State: 1992 and 1987 — Con.

[Includes only establishments with payroll. For meaning of abbreviations and symbols, see introductory text. For explanation of terms and comparability of 1987 and 1992 censuses, see appendix A]

SIC code	Kind of business or operation	Establishments		Receipts			Annual payroll			Paid employees for pay period including March 12	
		1992 (number)	1987 (number)	1992 (\$1,000)	1987 (\$1,000)	Percent change 1987 to 1992	1992 (\$1,000)	1987 (\$1,000)	Percent change 1987 to 1992	1992 (number)	1987 (number)
75	Automotive repair, services, and parking	1 212	1 041	471 557	323 886	45.6	101 001	71 274	41.7	6 512	5 351
751	Automotive rental and leasing, without drivers	79	85	130 877	92 513	41.5	12 432	12 766	-2.6	791	844
7513	Truck rental and leasing, without drivers	25	36	23 191	39 110	-40.7	3 332	6 215	-46.4	157	325
7514, 5	Passenger car rental and leasing	50	41	104 734	50 545	107.2	8 762	6 141	42.7	617	483
7519	Utility trailer and recreational vehicle rental	4	8	2 952	2 858	3.3	338	410	-17.6	17	36
752	Automobile parking	21	24	13 348	10 717	24.5	2 076	1 672	24.2	249	228
753	Automotive repair shops	917	798	278 431	193 868	43.6	70 999	49 318	44.0	3 940	3 340
7532	Top, body, and upholstery repair shops and paint shops	209	191	75 742	48 705	55.5	21 157	13 332	58.7	1 130	887
7532 pt.	Top and body repair shops	192	174	69 120	43 154	60.2	18 871	11 816	59.7	1 015	788
7532 pt.	Paint shops	17	17	6 622	5 551	19.3	2 286	1 516	50.8	115	99
7538	General automotive repair shops	491	390	128 315	88 371	45.2	29 947	21 413	39.9	1 812	1 508
7538 pt.	General automotive repair shops, except diesel	425	341	105 166	67 542	55.7	24 057	16 448	46.3	1 477	1 222
7538 pt.	Diesel repair shops	66	49	23 149	20 829	11.1	5 890	4 965	18.6	335	286
7533, 4, 6, 7, 9	Other automotive repair shops	217	217	74 374	56 792	31.0	19 895	14 573	36.5	998	945
7533	Automotive exhaust system repair shops	41	52	15 459	15 559	-6	4 312	3 896	10.7	205	227
7534	Tire retreading and repair shops	3	14	(D)	7 339	(D)	(D)	1 470	(D)	BB	100
7536	Automotive glass replacement shops	57	41	19 240	9 892	94.5	3 984	2 591	53.8	208	193
7537	Automotive transmission repair shops	48	49	15 654	12 636	23.9	4 565	3 731	22.4	231	215
7539	Automotive repair shops, n.e.c.	68	61	(D)	11 366	(D)	(D)	2 885	(D)	EE	210
7539 pt.	Radiator repair	17	19	5 902	4 153	42.1	1 838	1 025	79.3	91	65
7539 pt.	Brake, front end, and wheel alignment	19	20	9 409	3 923	139.8	2 703	935	189.1	112	64
7539 pt.	Automotive electrical and fuel system services	26	7	5 488	2 485	120.8	1 693	734	130.7	98	60
7539 pt.	Other automotive repair shops, n.e.c.	6	15	(D)	2 022	(D)	(D)	617	(D)	BB	50
754	Automotive services, except repair	195	134	48 901	26 788	82.5	15 494	7 518	106.1	1 532	939
7542	Carwashes	100	64	21 501	10 242	109.9	6 995	3 167	120.9	880	549
7549	Automotive services, except repair and carwashes	95	70	27 400	16 546	65.6	8 499	4 351	95.3	652	390
76	Miscellaneous repair services	446	365	180 007	108 574	65.8	54 292	31 440	72.7	2 681	1 783
762	Electrical repair shops	126	96	47 607	31 474	51.3	17 601	9 562	84.1	839	510
7622	Radio and television repair shops	41	35	8 414	7 850	7.2	3 475	3 177	9.4	191	197
7623, 9	Other electrical and electronic repair shops	85	61	39 193	23 624	65.9	14 126	6 385	121.2	648	313
7623	Refrigeration and air-conditioning service and repair shops	14	9	7 947	1 798	342.0	2 266	625	262.6	87	40
7629	Electrical and electronic repair shops, n.e.c.	71	52	31 246	21 826	43.2	11 860	5 760	105.9	561	273
763	Watch, clock, and jewelry repair	7	8	815	456	78.7	277	140	97.9	21	18
764	Reupholstery and furniture repair	43	36	5 250	2 732	102.0	1 484	808	83.7	127	100
769	Miscellaneous repair and related services	270	225	126 065	73 912	70.6	34 930	20 930	66.9	1 694	1 155
7692	Welding repair	49	44	18 587	8 976	107.1	4 631	2 309	100.6	273	166
7694	Armature rewinding shops	14	21	16 262	9 736	67.0	5 468	3 490	56.7	215	157
7699	Repair shops and related services, n.e.c.	207	160	91 216	55 200	65.2	24 831	15 131	64.1	1 206	832
78, 79, 84	Amusement and recreation services, including motion pictures and museums	805	669	502 017	235 049	113.6	119 765	56 014	113.8	11 893	6 833
781, 2	Motion picture production, distribution, and services	92	62	127 860	36 093	254.3	21 055	5 685	270.4	1 012	270
783	Motion picture theaters	85	78	52 305	33 369	56.7	6 650	4 289	55.0	1 115	880
7832	Motion picture theaters, except drive-in	77	68	49 708	30 433	63.3	6 245	3 801	64.3	1 070	767
7833	Drive-in motion picture theaters	8	10	2 597	2 936	-11.5	405	488	-17.0	45	113
784	Video tape rental	150	122	40 634	15 763	157.8	6 979	2 704	158.1	1 117	523
792	Theatrical producers (except motion picture), bands, orchestras, and entertainers	33	15	13 489	6 950	94.1	2 119	844	151.1	292	56
7922	Theatrical producers (except motion picture) and miscellaneous theatrical services	20	5	9 214	(D)	(D)	1 110	(D)	(D)	136	BB
7929	Bands, orchestras, actors, and other entertainers and entertainment groups	13	10	4 275	(D)	(D)	1 009	(D)	(D)	156	BB
793	Bowling centers	37	50	13 013	12 861	1.2	3 622	3 670	-1.3	615	640
79 ex. 792, 3, 4, 84	Commercial sports and other amusement and recreation services, including museums	408	342	254 716	130 013	95.9	79 340	38 822	104.4	7 742	4 464
794	Commercial sports	10	8	(D)	(D)	(D)	(D)	(D)	(D)	FF	CC
7941	Professional sports clubs, managers, promoters	6	4	(D)	(D)	(D)	(D)	(D)	(D)	FF	CC
7948	Racing, including track operation	4	4	(D)	(D)	(D)	(D)	(D)	(D)	AA	AA
79 ex. 792, 3, 4, 84	Other amusement and recreation services, including museums	398	334	(D)	(D)	(D)	(D)	(D)	(D)	II	HH
791	Dance studios, schools, and halls	50	48	4 867	3 800	28.1	1 309	1 000	30.9	263	259
7991	Physical fitness facilities	63	53	26 269	14 738	78.2	7 347	4 181	75.7	1 080	714
7992	Public golf courses	19	18	6 377	5 432	17.4	1 854	1 640	13.0	111	148
7993	Coin-operated amusement devices	36	29	13 871	7 286	90.4	1 973	1 315	50.0	148	121
7996	Amusement parks	10	7	18 013	(D)	(D)	5 571	(D)	(D)	566	CC
7997	Membership sports and recreation clubs	37	41	19 410	14 074	37.9	5 391	4 571	17.9	462	533
7999, 84	Amusement and recreation services, including museums, n.e.c.	183	138	(D)	56 452	(D)	(D)	15 735	(D)	HH	2 346

Table 3a. Comparative Statistics for Firms Subject to Federal Income Tax for the State: 1992 and 1987 — Con.

[Includes only establishments with payroll. For meaning of abbreviations and symbols, see introductory text. For explanation of terms and comparability of 1987 and 1992 censuses, see appendix A]

SIC code	Kind of business or operation	Establishments		Receipts			Annual payroll			Paid employees for pay period including March 12	
		1992 (number)	1987 (number)	1992 (\$1,000)	1987 (\$1,000)	Percent change 1987 to 1992	1992 (\$1,000)	1987 (\$1,000)	Percent change 1987 to 1992	1992 (number)	1987 (number)
80	Health services	3 054	2 942	1 846 681	1 008 599	83.1	754 812	419 587	79.9	30 912	21 156
801	Offices and clinics of doctors of medicine ..	1 261	1 350	816 997	516 859	58.1	390 873	241 282	62.0	9 163	7 367
8011 pt.	Offices of doctors of medicine	1 232	1 312	663 827	447 947	48.2	345 423	223 502	54.6	7 263	6 365
8011 pt.	General medical clinics	29	38	153 170	68 912	122.3	45 450	17 780	155.6	1 900	1 002
802	Offices and clinics of dentists	974	929	257 633	167 474	53.8	84 372	52 442	60.9	4 649	3 704
803	Offices and clinics of doctors of osteopathy	10	8	3 446	2 241	53.8	1 184	832	42.3	48	40
804	Offices and clinics of other health practitioners	444	344	95 248	46 630	104.3	31 541	13 250	138.0	1 883	1 013
8041	Offices and clinics of chiropractors	153	131	27 714	16 761	65.3	6 474	3 625	78.6	502	297
8042	Offices and clinics of optometrists	81	75	21 944	11 390	92.7	5 782	2 677	116.0	341	244
8043	Offices and clinics of podiatrists	44	56	9 326	6 313	47.7	2 737	1 966	39.2	173	153
8049	Offices and clinics of health practitioners, n.e.c.	166	82	36 264	12 166	198.1	16 548	4 982	232.2	867	319
805	Nursing and personal care facilities	104	104	153 633	87 415	75.8	70 747	40 573	74.4	6 162	4 514
8051	Skilled nursing care facilities	53	63	122 761	60 031	104.5	55 543	27 041	105.4	4 654	3 050
8052	Intermediate care facilities	48	31	(D)	24 187	(D)	(D)	11 986	(D)	GG	1 361
8059	Nursing and personal care facilities, n.e.c.	3	10	(D)	3 197	(D)	(D)	1 546	(D)	CC	103
806	Hospitals	17	16	321 988	110 558	191.2	101 068	41 710	142.3	4 913	2 638
807, 8, 9	Other health services	244	191	197 736	77 422	155.4	75 027	29 498	154.3	4 094	1 880
807	Medical and dental laboratories	127	119	100 356	49 426	103.0	34 713	18 161	91.1	1 530	1 065
8071	Medical laboratories	44	41	78 641	38 153	106.1	27 157	13 675	98.6	1 080	751
8072	Dental laboratories	83	78	21 715	11 273	92.6	7 556	4 486	68.4	450	314
808	Home health care services	43	16	47 867	5 458	777.0	22 651	2 549	788.6	1 737	334
809	Miscellaneous health and allied services, n.e.c.	74	56	49 513	22 538	119.7	17 663	8 788	101.0	827	481
8092	Kidney dialysis centers	1	3	(D)	(D)	(D)	(D)	(D)	(D)	AA	BB
8093	Specialty outpatient facilities, n.e.c.	43	30	26 935	(D)	(D)	12 267	(D)	(D)	533	CC
8099	Health and allied services, n.e.c.	30	23	(D)	11 781	(D)	(D)	4 304	(D)	EE	212
81	Legal services	674	615	386 301	263 858	46.4	198 079	132 768	49.2	4 413	3 782
823, 4, 9	Selected educational services	131	92	49 938	25 808	93.5	16 416	10 284	59.6	1 065	622
823	Libraries	1	2	(D)	(D)	(D)	(D)	(D)	(D)	BB	BB
824	Vocational schools	37	25	11 528	(D)	(D)	3 636	(D)	(D)	204	CC
829	Schools and educational services, n.e.c.	93	65	(D)	14 995	(D)	(D)	6 188	(D)	FF	362
83	Social services	355	296	104 305	73 994	41.0	42 674	30 806	38.5	3 844	4 506
835	Child day care services	230	204	30 377	16 810	80.7	12 834	7 715	66.4	2 047	1 559
832, 3, 6, 9	Other social services	125	92	73 928	57 184	29.3	29 840	23 091	29.2	1 797	2 947
87 ex. 8733	Engineering, accounting, research, management, and related services (except noncommercial research organizations) ..	1 599	1 323	839 722	492 743	70.4	352 027	198 369	77.5	12 547	9 057
871	Engineering, architectural, and surveying services	515	433	383 981	208 596	84.1	162 960	78 582	107.4	4 871	3 208
8711	Engineering services	326	243	313 557	157 949	98.5	137 288	59 348	131.3	3 855	2 295
8712	Architectural services	137	138	58 117	43 505	33.6	20 668	15 615	32.4	793	709
8713	Surveying services	52	52	12 307	7 142	72.3	5 004	3 619	38.3	223	204
872	Accounting, auditing, and bookkeeping services	550	451	151 561	113 908	33.1	62 984	48 053	31.1	2 772	2 416
873 ex. 8733	Research, development, and testing services (except noncommercial research organizations)	113	95	97 448	55 415	75.9	43 358	23 246	86.5	2 235	1 168
8731	Commercial physical and biological research	40	41	43 021	33 182	29.7	20 128	12 744	57.9	593	506
8732	Commercial economic, sociological, and educational research	28	23	10 655	4 644	129.4	5 630	2 387	135.9	927	236
8734	Testing laboratories	45	31	43 772	17 589	148.9	17 600	8 115	116.9	715	426
874	Management and public relations services ..	421	344	206 732	114 824	80.0	82 725	48 488	70.6	2 669	2 265
8741	Management services	123	115	58 526	50 160	16.7	27 759	23 947	15.9	1 081	1 051
8742	Management consulting services	222	156	129 562	41 702	210.7	48 878	17 002	187.5	1 333	758
8743	Public relations services	17	25	3 323	(D)	(D)	1 168	(D)	(D)	60	BB
8744	Facilities support management services ..	6	2	1 973	(D)	(D)	1 036	(D)	(D)	65	AA
8748	Business consulting services, n.e.c.	53	46	13 348	18 252	-26.9	3 884	6 482	-40.1	130	390
89	Services, n.e.c.	92	80	37 000	16 360	126.2	14 579	6 823	113.7	433	387

Table 3b. Comparative Statistics for Firms Exempt From Federal Income Tax for the State: 1992 and 1987

[Includes only establishments with payroll. For meaning of abbreviations and symbols, see introductory text. For explanation of terms and comparability of 1987 and 1992 censuses, see appendix A]

SIC code	Kind of business or operation	Establishments		Expenses			Annual payroll			Paid employees for pay period including March 12	
		1992 (number)	1987 (number)	1992 (\$1,000)	1987 (\$1,000)	Percent change 1987 to 1992	1992 (\$1,000)	1987 (\$1,000)	Percent change 1987 to 1992	1992 (number)	1987 (number)
	Total -----	966	768	1 711 567	1 054 735	62.3	731 783	468 965	56.0	34 861	27 843
7032, 704	Camps and membership lodging -----	14	15	2 478	1 411	75.6	659	325	102.8	63	46
792, 7991 pt., 7997, 7999 pt., 84	Selected amusement, recreation, and related services -----	61	43	43 610	30 772	41.7	18 242	13 130	38.9	1 130	1 022
792	Theatrical producers (except motion picture), bands, orchestras, and entertainers -----	15	10	16 105	12 231	31.7	7 592	5 705	33.1	269	302
7991 pt., 7997	Gymnasiums, athletic clubs, and membership sports and recreation clubs -----	35	23	21 438	14 087	52.2	8 199	5 697	43.9	684	596
7999 pt. 84	Fairs -----	1	1	(D)	(D)	(D)	(D)	(D)	(D)	AA	AA
	Museums, art galleries, and botanical and zoological gardens -----	10	9	(D)	(D)	(D)	(D)	(D)	(D)	CC	CC
8011 pt.; 8021 pt.; 805, 6, 8, 9	Selected health services -----	93	76	1 332 217	845 439	57.6	592 165	389 911	51.9	24 815	21 008
8011 pt., 8021 pt.	Clinics of doctors of medicine and dentists -----	24	19	9 155	10 191	-10.2	3 580	4 085	-12.4	166	271
805	Nursing and personal care facilities -----	15	5	34 894	10 495	232.5	17 006	5 734	196.6	1 474	545
806	Hospitals -----	39	39	1 268 085	814 974	55.6	560 674	373 357	50.2	22 591	19 606
808, 9	Other health services -----	15	13	20 083	9 779	105.4	10 905	6 735	61.9	584	586
808	Home health care services -----	3	3	(D)	(D)	(D)	(D)	(D)	(D)	EE	EE
809	Miscellaneous health and allied services, n.e.c. -----	12	10	(D)	(D)	(D)	(D)	(D)	(D)	EE	CC
8111 pt.	Legal aid societies and similar legal services -----	13	12	5 035	3 841	31.1	3 467	2 351	47.5	155	147
823, 4, 9	Selected educational services -----	25	18	14 577	3 680	296.1	3 074	1 526	101.4	222	151
83	Social services -----	373	234	185 245	72 306	156.2	73 370	30 711	138.9	5 691	3 101
835	Child day care services -----	74	59	18 644	8 131	129.3	8 945	3 872	131.0	1 055	729
832, 3, 6, 9	Other social services -----	299	175	166 601	64 175	159.6	64 425	26 839	140.0	4 636	2 372
861, 2, 4, 9	Selected membership organizations -----	355	343	111 361	72 969	52.6	33 556	21 227	58.1	2 508	1 991
861	Business associations -----	80	72	26 036	18 057	44.2	8 643	4 878	77.2	456	277
864	Civic, social, and fraternal associations -----	194	202	44 912	31 968	40.5	13 207	10 214	29.3	1 426	1 357
862, 9	Other membership organizations -----	81	69	40 413	22 944	76.1	11 706	6 135	90.8	626	357
873, 4 ex. 8744	Research, testing, and consulting services, except facilities support management services -----	32	27	17 044	24 317	-29.9	7 250	9 784	-25.9	277	377
873	Research, development, and testing services -----	28	19	(D)	15 132	(D)	(D)	5 040	(D)	EE	235
8731	Commercial physical and biological research -----	4	2	3 853	(D)	(D)	1 835	(D)	(D)	93	BB
8732	Commercial economic, sociological, and educational research -----	6	4	1 343	(D)	(D)	552	(D)	(D)	19	BB
8733	Noncommercial research organizations -----	17	12	10 307	9 711	6.1	4 138	3 567	16.0	140	158
8734	Testing laboratories -----	1	1	(D)	(D)	(D)	(D)	(D)	(D)	AA	AA
874 ex. 8744	Management and public relations services, except facilities support management services -----	4	8	(D)	9 185	(D)	(D)	4 744	(D)	BB	142

Places With 2,500 Inhabitants or More: 1992

appendix A. For information on geographic areas followed by ▲, see appendix F]

Selected kind-of-business or operation groups —Con.														
Miscellaneous repair services (SIC 76)		Amusement and recreation services, including motion pictures and museums (SIC 78, 79, 84)		Health services (SIC 80)		Legal services (SIC 81)		Selected educational services (SIC 823, 4, 9)		Social services (SIC 83)		Engineering, accounting, research, management, and related services (except noncommercial research organizations) (SIC 87 ex. 8733)		
Number	Receipts (\$1,000)	Number	Receipts (\$1,000)	Number	Receipts (\$1,000)	Number	Receipts (\$1,000)	Number	Receipts (\$1,000)	Number	Receipts (\$1,000)	Number	Receipts (\$1,000)	
446	180 007	805	502 017	3 054	1 846 681	674	386 301	131	49 938	355	104 305	1 599	839 722	1
2	(D)	—	—	3	(D)	2	(D)	—	—	—	—	2	(D)	2
5	2 224	14	2 268	48	25 519	4	1 111	1	(D)	5	(D)	9	1 909	3
—	(D)	6	1 020	37	22 799	4	1 111	1	(D)	3	(D)	6	(D)	4
1	(D)	2	(D)	10	(D)	—	—	—	—	—	—	1	(D)	5
4	(D)	6	(D)	1	(D)	—	—	—	—	2	(D)	2	(D)	6
16	4 431	32	8 261	135	46 703	13	3 474	3	(D)	12	794	51	24 179	7
—	(D)	1	(D)	3	292	—	—	—	—	—	—	2	(D)	8
10	2 619	28	7 602	114	41 682	13	3 474	3	(D)	9	(D)	38	22 503	9
—	(D)	—	(D)	1	(D)	—	—	—	—	—	—	2	(D)	10
3	(D)	—	—	5	1 710	—	—	—	—	—	—	—	(D)	11
1	(D)	1	(D)	6	1 408	—	—	—	—	—	—	4	488	12
2	(D)	2	(D)	6	(D)	—	—	—	—	3	(D)	5	(D)	13
14	11 036	9	836	49	35 306	8	992	—	—	2	(D)	3	(D)	14
8	7 922	2	(D)	37	13 139	7	(D)	—	—	1	(D)	2	(D)	15
6	3 114	7	(D)	12	22 167	12	(D)	—	—	1	(D)	1	(D)	16
—	(D)	1	(D)	—	—	—	—	—	—	—	—	—	—	17
33	20 088	64	34 195	234	154 598	16	2 740	8	(D)	28	(D)	104	35 919	18
10	1 533	15	2 770	121	72 681	10	(D)	6	(D)	6	1 315	48	11 726	19
—	(D)	3	(D)	17	4 388	—	—	1	(D)	2	(D)	7	742	20
3	(D)	6	(D)	11	1 727	1	(D)	—	—	5	(D)	5	2 019	21
1	(D)	1	(D)	2	(D)	—	—	—	—	—	—	1	(D)	22
—	(D)	4	(D)	10	(D)	—	—	—	—	1	(D)	3	(D)	23
1	(D)	1	(D)	1	(D)	—	—	—	—	—	—	2	(D)	24
6	912	10	2 414	20	4 813	1	(D)	—	—	3	(D)	7	679	25
2	(D)	12	5 773	42	56 096	4	(D)	—	—	4	679	15	5 098	26
7	(D)	2	(D)	1	(D)	—	—	—	—	2	(D)	6	2852	27
—	(D)	—	(D)	—	—	—	—	—	—	—	—	—	—	28
—	(D)	1	(D)	1	(D)	—	—	—	—	—	—	3	(D)	29
—	(D)	1	(D)	2	(D)	—	—	—	—	1	(D)	—	(D)	30
1	(D)	3	(D)	—	—	—	—	—	—	1	(D)	2	(D)	31
2	(D)	2	(D)	2	(D)	—	—	—	—	2	(D)	2	(D)	32
—	(D)	3	1 057	3	1 277	—	—	—	—	—	—	3	(D)	33
5	1 220	6	750	14	3 755	4	313	1	(D)	1	(D)	3	(D)	34
3	(D)	3	(D)	13	(D)	4	313	—	—	1	(D)	6	1 228	35
2	(D)	3	(D)	1	(D)	—	—	—	—	—	—	4	(D)	36
5	5 985	4	1 034	4	1 331	2	(D)	—	—	1	(D)	2	(D)	37
1	(D)	3	(D)	2	(D)	—	—	—	—	—	—	1	(D)	38
3	(D)	12	4 215	5	782	2	(D)	—	—	1	(D)	9	1 799	39
3	(D)	11	(D)	4	(D)	—	—	—	—	1	(D)	9	1 799	40
—	(D)	1	(D)	1	(D)	—	—	—	—	—	—	9	1 799	41
2	(D)	11	4 517	31	7 322	8	1 721	2	(D)	8	1 216	24	8 133	42
2	(D)	9	(D)	25	6 663	6	(D)	2	(D)	4	(D)	21	(D)	43
—	(D)	2	(D)	6	659	2	(D)	—	—	4	(D)	3	(D)	44
—	(D)	1	(D)	5	2 182	1	(D)	—	—	1	(D)	4	(D)	45
—	(D)	1	(D)	5	2 182	1	(D)	—	—	1	(D)	4	(D)	46
—	(D)	—	(D)	—	—	—	—	—	—	1	(D)	4	(D)	47
1	(D)	2	(D)	4	847	1	(D)	—	—	1	(D)	2	(D)	48
—	(D)	1	(D)	—	—	—	—	—	—	—	—	1	(D)	49
1	(D)	—	(D)	4	847	1	(D)	—	—	1	(D)	1	(D)	50
1	(D)	2	(D)	9	1 878	3	(D)	—	—	3	215	4	(D)	51
—	(D)	1	(D)	2	(D)	1	(D)	—	—	—	—	1	(D)	52
1	(D)	1	(D)	7	(D)	2	(D)	—	—	3	215	3	(D)	53
—	(D)	1	(D)	1	(D)	—	—	—	—	—	—	3	(D)	54
—	(D)	—	(D)	—	—	—	—	—	—	1	(D)	2	(D)	55
—	(D)	—	(D)	—	—	—	—	—	—	—	—	—	—	56
—	(D)	1	(D)	—	—	—	—	—	—	1	(D)	—	—	57
223	96 047	358	297 821	1 508	1 075 891	455	341 329	85	(D)	182	35 417	965	575 320	58
2	(D)	4	629	6	3 308	—	—	—	—	3	(D)	5	1 103	59
11	1 900	14	8 402	30	16 083	10	2 490	1	(D)	3	(D)	28	9 836	60
24	4 715	18	25 938	148	81 188	25	11 480	5	(D)	15	2 435	70	30 439	61
3	134	4	289	5	1 555	—	—	—	—	1	(D)	1	(D)	62
72	36 776	152	123 506	716	482 770	366	310 349	39	16 158	54	10 390	521	409 870	63
12	3 452	36	35 205	100	63 627	5	(D)	9	1 947	26	5 378	47	9 185	64
1	(D)	4	2 075	10	3 312	—	—	—	—	3	344	6	(D)	65
18	22 318	8	3 164	11	16 692	4	690	4	(D)	2	(D)	25	13 098	66
11	(D)	7	2 012	52	20 324	—	—	—	—	6	1 710	13	3 238	67
14	9 215	11	3 967	43	70 139	4	(D)	1	(D)	9	885	18	19 962	68
55	(D)	100	92 634	387	316 893	41	14 807	25	7 069	60	12 415	231	(D)	69
3	545	5	828	10	5 092	1	(D)	—	—	2	(D)	4	(D)	70
1	(D)	—	—	6	3 585	—	—	—	—	1	(D)	1	(D)	71
2	(D)	5	828	4	1 507	1	(D)	—	—	1	(D)	3	(D)	72
2	(D)	3	(D)	17	4 389	2	(D)	—	—	1	(D)	3	(D)	73
—	(D)	1	(D)	4	1 006	—	—	—	—	1	(D)	1	(D)	74
2	(D)	2	(D)	13	3 383	2	(D)	—	—	—	—	2	(D)	75
8	3 519	5	438	18	6 046	3	(D)	—	—	2	(D)	10	2 559	76
3	320	2	(D)	14	5 195	3	(D)	—	—	—	—	7	2 268	77
5	3 199	3	(D)	4	851	—	—	—	—	2	(D)	3	291	78
3	352	31	45 116	14	4 792	10	1 205	2	(D)	7	813	41	14 190	79
2	(D)	24	43 737	8	(D)	8	(D)	4	(D)	4	759	33	12 858	80
1	(D)	7	1 379	6	(D)	2	(D)	1	(D)	3	54	8	1 332	81

SERVICE INDUSTRIES—GEOGRAPHIC AREA SERIES

Table 4. Summary Statistics for Firms Subject to Federal Income Tax for Counties and for

[Includes only establishments with payroll. For meaning of abbreviations and symbols, see introductory text. For explanation of terms and comparability of 1987 and 1992 censuses, see

	Geographic area	Estab-lish-ments (number)	Receipts (\$1,000)	Annual payroll (\$1,000)	First-quarter payroll (\$1,000)	Paid employees for pay period including March 12 (number)	Selected kind-of-business or operation groups							
							Hotels, rooming houses, camps, and other lodging places (except membership lodging) (SIC 70 ex. 704)		Personal services (SIC 72)		Business services (SIC 73)		Automotive repair, services, and parking (SIC 75)	
							Number	Receipts (\$1,000)	Number	Receipts (\$1,000)	Number	Receipts (\$1,000)	Number	Receipts (\$1,000)
1	Tooele County -----	82	23 749	8 059	1 761	458	10	3 656	8	801	11	2 316	11	2 303
2	Grantsville -----	3	491	83	16	5	-	-	-	-	-	-	-	-
3	Tooele -----	52	11 170	3 089	615	243	4	(D)	6	(D)	6	1 318	7	1 648
4	Balance of county -----	27	12 088	4 887	1 130	210	6	(D)	2	(D)	5	998	4	655
5	Uintah County -----	133	42 382	12 479	2 711	837	11	4 330	11	959	19	8 288	11	2 043
6	Vernal -----	121	38 161	11 392	2 482	775	9	(D)	11	959	17	(D)	9	(D)
7	Balance of county -----	12	4 221	1 087	229	62	2	(D)	-	-	2	(D)	2	(D)
8	Utah County -----	1 581	1 416 497	501 218	108 207	23 312	27	(D)	145	25 650	280	843 325	171	51 129
9	Alpine -----	15	6 001	1 440	302	78	-	-	1	(D)	4	922	-	-
10	American Fork -----	126	44 542	14 602	2 967	977	1	(D)	11	1 691	26	9 454	14	5 391
11	Draper (part) ▲ -----	-	-	-	-	-	-	-	-	-	-	-	-	-
12	Highland -----	6	1 473	641	82	13	-	-	-	-	1	(D)	-	-
13	Lehi -----	30	6 929	2 083	477	136	-	-	2	(D)	2	(D)	7	1 486
14	Lindon -----	23	18 278	4 968	2 208	1 060	-	-	1	(D)	5	12 595	4	(D)
15	Mapleton -----	6	1 714	1 035	171	19	-	-	1	(D)	-	-	3	(D)
16	Orem -----	439	804 642	273 717	59 819	10 213	3	(D)	46	8 758	93	660 252	44	16 781
17	Payson -----	53	39 838	12 419	2 728	750	-	-	7	934	4	245	2	(D)
18	Pleasant Grove -----	49	32 481	17 053	2 863	1 119	-	-	5	(D)	8	(D)	4	1 373
19	Provo -----	620	383 302	143 075	30 060	7 226	19	13 354	55	10 916	105	131 220	70	17 477
20	Spanish Fork -----	69	15 137	5 184	1 181	349	-	-	3	(D)	7	1 415	9	2 025
21	Springville -----	66	22 875	9 514	1 931	377	1	(D)	8	1 227	6	2 813	5	903
22	Balance of county -----	79	39 285	15 487	3 418	995	3	(D)	5	529	19	(D)	9	2 239
23	Wasatch County -----	60	14 103	4 355	948	440	9	5 737	3	(D)	6	589	1	(D)
24	Heber -----	44	(D)	(D)	(D)	CC	5	(D)	3	(D)	2	(D)	1	(D)
25	Park City (part) ▲ -----	1	(D)	(D)	(D)	AA	-	-	-	-	-	-	-	-
26	Balance of county -----	15	(D)	(D)	(D)	CC	4	(D)	-	-	4	(D)	-	-
27	Washington County -----	373	134 460	42 331	9 119	3 078	55	29 317	27	4 108	35	10 554	38	9 018
28	Hurricane -----	8	1 102	256	57	37	2	(D)	-	-	-	-	1	(D)
29	St. George -----	313	111 022	35 930	7 862	2 599	41	20 546	25	(D)	32	(D)	29	7 200
30	Washington -----	10	2 229	388	131	50	-	-	1	(D)	1	(D)	4	1 169
31	Balance of county -----	42	20 107	5 757	1 069	392	12	(D)	1	(D)	2	(D)	4	(D)
32	Wayne County -----	13	6 446	1 571	283	73	6	(D)	1	(D)	1	(D)	2	(D)
33	Weber County -----	975	409 981	162 143	35 445	10 927	22	(D)	109	24 891	123	92 152	127	34 743
34	Harrisville -----	2	(D)	(D)	(D)	AA	1	(D)	-	-	-	-	-	-
35	North Ogden -----	23	7 214	3 379	659	173	-	-	3	(D)	3	(D)	1	(D)
36	Ogden -----	690	286 279	111 791	23 855	6 209	16	(D)	76	19 603	87	45 210	89	24 911
37	Plain City -----	9	6 587	2 622	589	204	1	(D)	-	-	-	-	1	(D)
38	Pleasant View -----	5	986	196	31	12	-	-	-	-	-	-	1	(D)
39	Riverdale -----	17	6 056	1 137	348	214	-	-	4	1 250	4	(D)	4	1 200
40	Roy -----	87	17 309	6 139	1 355	551	1	(D)	15	1 324	12	(D)	9	2 239
41	South Ogden -----	54	24 644	10 742	2 828	912	-	-	4	371	7	(D)	5	(D)
42	Washington Terrace -----	6	3 732	1 444	346	117	-	-	-	-	-	-	-	-
43	Balance of county -----	82	(D)	(D)	(D)	HH	3	(D)	7	(D)	10	(D)	17	4 104

Places With 2,500 Inhabitants or More: 1992 -Con.

appendix A. For information on geographic areas followed by ▲, see appendix F]

Selected kind-of-business or operation groups -Con.														
Miscellaneous repair services (SIC 76)		Amusement and recreation services, including motion pictures and museums (SIC 78, 79, 84)		Health services (SIC 80)		Legal services (SIC 81)		Selected educational services (SIC 823, 4, 9)		Social services (SIC 83)		Engineering, accounting, research, management, and related services (except noncommercial research organizations) (SIC 87 ex. 8733)		
Number	Receipts (\$1,000)	Number	Receipts (\$1,000)	Number	Receipts (\$1,000)	Number	Receipts (\$1,000)	Number	Receipts (\$1,000)	Number	Receipts (\$1,000)	Number	Receipts (\$1,000)	
5	761	4	601	16	4 072	2	(D)	-	-	3	(D)	12	8 827	1
1	(D)	1	(D)	1	(D)	-	-	-	-	-	-	-	-	2
3	(D)	2	(D)	13	3 269	2	(D)	-	-	3	(D)	6	(D)	3
1	(D)	1	(D)	2	(D)	-	-	-	-	-	-	6	(D)	4
10	3 176	14	2 563	26	14 552	8	1 432	3	(D)	7	454	12	4 109	5
9	(D)	11	2 098	25	(D)	8	1 432	3	(D)	7	454	12	4 109	6
1	(D)	3	465	1	(D)	-	-	-	-	-	-	-	-	7
53	18 215	108	49 769	458	245 866	64	15 581	17	5 456	49	24 209	196	106 895	8
-	-	1	(D)	3	(D)	1	(D)	-	-	-	-	5	4044	9
1	(D)	8	1 508	39	15 592	7	1 084	-	-	1	(D)	17	9 185	10
-	-	-	-	-	-	-	-	-	-	-	-	-	-	11
5	1 825	1	(D)	7	2 151	1	(D)	-	(D)	1	(D)	2	(D)	12
-	-	-	-	1	(D)	-	-	-	-	-	-	-	-	13
1	(D)	4	465	2	(D)	-	-	-	-	1	(D)	5	716	14
-	-	-	-	1	(D)	-	-	-	-	-	-	-	(D)	15
15	5 281	42	23 206	102	53 619	6	1 116	7	(D)	19	6 358	60	25 097	16
1	(D)	3	382	29	36 628	1	(D)	-	-	2	(D)	4	(D)	17
1	(D)	3	(D)	19	6 323	2	(D)	-	-	1	(D)	6	942	18
19	4 375	33	20 609	180	100 990	38	9 851	5	(D)	16	(D)	74	57 765	19
4	679	3	547	27	6 787	4	296	1	(D)	5	1 425	6	1 404	20
2	(D)	4	276	28	11 877	2	(D)	1	(D)	1	(D)	8	(D)	21
4	1 255	6	1 126	20	8 086	2	(D)	2	(D)	2	(D)	6	1 569	22
1	(D)	11	3 046	12	2 211	4	252	2	(D)	3	116	8	1 186	23
1	(D)	8	(D)	11	(D)	4	252	2	(D)	2	(D)	5	(D)	24
-	-	-	-	1	(D)	-	-	-	-	-	-	-	-	25
-	-	3	(D)	-	-	-	-	-	-	1	(D)	3	(D)	26
12	(D)	30	12 347	112	47 067	12	4 557	-	-	15	4 417	35	10 099	27
-	-	1	(D)	4	330	-	-	-	-	-	-	-	-	28
11	(D)	25	(D)	93	41 966	12	4 557	-	-	14	(D)	31	9 651	29
-	-	-	-	3	578	-	-	-	-	-	-	1	(D)	30
1	(D)	4	(D)	12	4 193	-	-	-	-	1	(D)	3	(D)	31
-	-	1	(D)	2	(D)	-	-	-	-	-	-	-	-	32
38	7 864	72	28 440	317	150 348	49	9 203	7	(D)	20	(D)	90	28 947	33
-	-	-	-	-	-	-	-	-	-	-	-	-	(D)	34
-	-	3	(D)	10	4 413	1	(D)	-	-	-	-	2	(D)	35
25	4 779	34	17 330	231	111 534	46	8 911	6	(D)	10	3 981	70	25 811	36
-	-	2	(D)	4	(D)	-	-	-	-	-	-	1	(D)	37
-	-	3	(D)	-	-	-	-	-	-	-	-	-	(D)	38
-	-	4	1 901	1	(D)	-	-	-	-	-	-	-	-	39
4	656	10	1 969	24	7 519	-	-	-	-	5	(D)	7	1 190	40
5	1 065	5	1 406	19	10 255	2	(D)	1	(D)	2	(D)	4	(D)	41
-	-	2	(D)	4	(D)	-	-	-	-	-	-	-	-	42
4	1 364	9	4 045	24	9 920	-	-	-	-	3	(D)	4	(D)	43

Table 5. Summary Statistics for Firms Subject to Federal Income Tax for Places With 350 Establishments or More: 1992

[Includes only establishments with payroll. For meaning of abbreviations and symbols, see introductory text. For explanation of terms and comparability of 1987 and 1992 censuses, see appendix A. For information on geographic areas followed by ▲, see appendix F]

SIC code	Geographic area and kind of business or operation	Establishments (number)	Receipts (\$1,000)	Annual payroll (\$1,000)	First-quarter payroll (\$1,000)	Paid employees for pay period including March 12 (number)
MURRAY						
	Total	512	577 665	140 895	30 759	5 813
70 ex. 704	Hotels, rooming houses, camps, and other lodging places (except membership lodging)	2	(D)	(D)	(D)	BB
7011	Hotels and motels	2	(D)	(D)	(D)	BB
7011 pt.	Hotels	1	(D)	(D)	(D)	BB
7011 pt.	Motels, motor hotels, and tourist courts	1	(D)	(D)	(D)	AA
702, 3	Other lodging places	—	—	—	—	—
72	Personal services	34	6 980	2 033	543	248
721	Laundry, cleaning, and garment services	8	2 137	667	231	131
7211	Power laundries, family and commercial*	—	—	—	—	—
7213	Linen supply*	—	—	—	—	—
7215	Coin-operated laundries and drycleaning	1	(D)	(D)	(D)	AA
7216	Drycleaning plants, except rug cleaning*	3	1 389	359	123	63
7217	Carpet and upholstery cleaning	3	(D)	(D)	(D)	BB
7218	Industrial laundriers*	—	—	—	—	—
7212, 9	Other laundry, cleaning, and garment services*	1	(D)	(D)	(D)	AA
722	Photographic studios, portrait	6	1 405	284	53	22
723, 4	Beauty and barber shops	13	1 302	499	126	63
723	Beauty shops	12	(D)	(D)	(D)	BB
724	Barber shops	1	(D)	(D)	(D)	AA
725	Shoe repair shops and shoeshine parlors	—	—	—	—	—
726	Funeral service and crematories	1	(D)	(D)	(D)	AA
729	Miscellaneous personal services	6	(D)	(D)	(D)	BB
73	Business services	98	360 801	67 675	16 066	2 934
731	Advertising	3	(D)	(D)	(D)	AA
732	Consumer credit reporting agencies, mercantile reporting agencies, and adjustment and collection agencies	5	(D)	(D)	(D)	AA
733	Mailing, reproduction, commercial art and photography, and stenographic services	7	(D)	(D)	(D)	BB
734	Services to dwellings and other buildings	13	(D)	(D)	(D)	BB
735	Miscellaneous equipment rental and leasing	5	(D)	(D)	(D)	FF
736	Personnel supply services	18	(D)	(D)	(D)	FF
737	Computer programming, data processing, and other computer related services	22	92 411	39 310	9 522	831
7371, 2, 3	Computer programming, prepackaged software, and integrated systems	15	89 379	38 405	9 312	796
7374, 5, 6	Data processing services	2	(D)	(D)	(D)	AA
7377, 8, 9	Computer rental and leasing, maintenance, and related services, n.e.c.	5	(D)	(D)	(D)	AA
738	Miscellaneous business services	25	(D)	(D)	(D)	EE
75	Automotive repair, services, and parking	72	50 468	7 855	1 710	445
751	Automotive rental and leasing, without drivers	4	(D)	(D)	(D)	AA
752	Automobile parking	—	—	—	—	—
753	Automotive repair shops	58	21 998	5 973	1 336	313
7532	Top, body, and upholstery repair shops and paint shops	16	6 350	1 831	436	94
7538	General automotive repair shops	28	8 335	2 266	462	129
7533, 4, 6, 7, 9	Other automotive repair shops	14	7 313	1 876	438	90
754	Automotive services, except repair	10	(D)	(D)	(D)	CC
76	Miscellaneous repair services	24	4 715	1 496	344	82
762	Electrical repair shops	6	2 098	944	218	43
7622	Radio and television repair shops	4	(D)	(D)	(D)	BB
7623, 9	Other electrical and electronic repair shops	2	(D)	(D)	(D)	AA
763	Watch, clock, and jewelry repair	1	(D)	(D)	(D)	AA
764	Reupholstery and furniture repair	—	—	—	—	—
769	Miscellaneous repair and related services	17	(D)	(D)	(D)	BB
78, 79, 84	Amusement and recreation services, including motion pictures and museums	18	25 938	4 845	1 171	291
781, 2	Motion picture production, distribution, and services	4	(D)	(D)	(D)	CC
783	Motion picture theaters	1	(D)	(D)	(D)	BB
784	Video tape rental	—	—	—	—	—
792	Theatrical producers (except motion picture), bands, orchestras, and entertainers	—	—	—	—	—
793	Bowling centers	—	—	—	—	—
79 ex. 792, 3, 84	Commercial sports and other amusement and recreation services, including museums	13	(D)	(D)	(D)	CC
80	Health services	148	81 188	36 779	7 171	1 093
801	Offices and clinics of doctors of medicine	71	52 516	25 775	4 741	499
802	Offices and clinics of dentists	30	8 281	3 082	670	139
803	Offices and clinics of doctors of osteopathy	1	(D)	(D)	(D)	AA
804	Offices and clinics of other health practitioners	27	7 010	1 764	400	101
805	Nursing and personal care facilities	2	(D)	(D)	(D)	CC
806	Hospitals	—	—	—	—	—
807, 8, 9	Other health services	17	(D)	(D)	(D)	CC
81	Legal services	25	11 480	4 530	761	122
823, 4, 9	Selected educational services	5	(D)	(D)	(D)	BB

Table 5. Summary Statistics for Firms Subject to Federal Income Tax for Places With 350 Establishments or More: 1992 — Con.

[Includes only establishments with payroll. For meaning of abbreviations and symbols, see introductory text. For explanation of terms and comparability of 1987 and 1992 censuses, see appendix A. For information on geographic areas followed by ▲, see appendix F]

SIC code	Geographic area and kind of business or operation	Establishments (number)	Receipts (\$1,000)	Annual payroll (\$1,000)	First-quarter payroll (\$1,000)	Paid employees for pay period including March 12 (number)
MURRAY—Con.						
83	Social services	15	2 435	939	199	110
835	Child day care services	7	988	356	86	46
832, 3, 6, 9	Other social services	8	1 447	583	113	64
87 ex. 8733	Engineering, accounting, research, management, and related services (except noncommercial research organizations)	70	30 439	13 695	2 544	411
871	Engineering, architectural, and surveying services	20	9 134	4 461	843	114
872	Accounting, auditing, and bookkeeping services	28	8 752	4 925	924	179
873 ex. 8733	Research, development, and testing services (except noncommercial research organizations)	4	2 005	648	144	30
874	Management and public relations services	18	10 548	3 661	633	88
89	Services, n.e.c.	1	(D)	(D)	(D)	AA
OGDEN						
	Total	690	286 279	111 791	23 855	6 209
70 ex. 704	Hotels, rooming houses, camps, and other lodging places (except membership lodging)	16	(D)	(D)	(D)	FF
7011	Hotels and motels	15	23 454	6 288	1 491	625
7011 pt.	Hotels	5	16 466	4 818	1 246	454
7011 pt.	Motels, motor hotels, and tourist courts	10	6 988	1 470	245	171
702, 3	Other lodging places	1	(D)	(D)	(D)	AA
72	Personal services	76	19 603	7 054	1 705	669
721	Laundry, cleaning, and garment services	23	8 545	3 123	758	278
7211	Power laundries, family and commercial*	—	—	—	—	—
7213	Linen supply*	2	(D)	(D)	(D)	CC
7215	Coin-operated laundries and drycleaning	2	(D)	(D)	(D)	AA
7216	Drycleaning plants, except rug cleaning*	10	1 900	720	172	106
7217	Carpet and upholstery cleaning	4	262	84	9	9
7218	Industrial laundriers*	1	(D)	(D)	(D)	AA
7212, 9	Other laundry, cleaning, and garment services*	4	(D)	(D)	(D)	BB
722	Photographic studios, portrait	10	(D)	(D)	(D)	BB
723, 4	Beauty and barber shops	29	2 994	1 215	304	169
723	Beauty shops	28	(D)	(D)	(D)	CC
724	Barber shops	1	(D)	(D)	(D)	AA
725	Shoe repair shops and shoeshine parlors	1	(D)	(D)	(D)	AA
726	Funeral service and crematories	5	4 352	1 796	368	63
729	Miscellaneous personal services	8	1 669	481	174	116
73	Business services	87	45 210	20 228	3 961	1 410
731	Advertising	5	(D)	(D)	(D)	BB
732	Consumer credit reporting agencies, mercantile reporting agencies, and adjustment and collection agencies	7	5 973	2 204	561	115
733	Mailing, reproduction, commercial art and photography, and stenographic services	4	1 081	358	69	29
734	Services to dwellings and other buildings	18	(D)	(D)	(D)	BB
735	Miscellaneous equipment rental and leasing	16	(D)	(D)	(D)	BB
736	Personnel supply services	6	10 636	8 264	1 495	853
737	Computer programming, data processing, and other computer related services	13	(D)	(D)	(D)	BB
7371, 2, 3	Computer programming, prepackaged software, and integrated systems	5	(D)	(D)	(D)	BB
7374, 5, 6	Data processing services	5	1 833	1 001	298	31
7377, 8, 9	Computer rental and leasing, maintenance, and related services, n.e.c.	3	(D)	(D)	(D)	AA
738	Miscellaneous business services	18	10 349	3 683	443	150
75	Automotive repair, services, and parking	89	24 911	6 314	1 543	437
751	Automotive rental and leasing, without drivers	8	2 736	401	121	35
752	Automobile parking	—	—	—	—	—
753	Automotive repair shops	66	18 385	4 751	1 135	280
7532	Top, body, and upholstery repair shops and paint shops	19	5 591	1 455	384	91
7538	General automotive repair shops	32	7 434	1 877	424	121
7533, 4, 6, 7, 9	Other automotive repair shops	15	5 360	1 419	327	68
754	Automotive services, except repair	15	3 790	1 162	287	122
76	Miscellaneous repair services	25	4 779	1 232	323	85
762	Electrical repair shops	8	1 572	412	92	29
7622	Radio and television repair shops	2	(D)	(D)	(D)	AA
7623, 9	Other electrical and electronic repair shops	6	(D)	(D)	(D)	BB
763	Watch, clock, and jewelry repair	—	—	—	—	—
764	Reupholstery and furniture repair	2	(D)	(D)	(D)	AA
769	Miscellaneous repair and related services	15	(D)	(D)	(D)	BB

Table 5. Summary Statistics for Firms Subject to Federal Income Tax for Places With 350 Establishments or More: 1992 — Con.

[Includes only establishments with payroll. For meaning of abbreviations and symbols, see introductory text. For explanation of terms and comparability of 1987 and 1992 censuses, see appendix A. For information on geographic areas followed by ▲, see appendix F]

SIC code	Geographic area and kind of business or operation	Establishments (number)	Receipts (\$1,000)	Annual payroll (\$1,000)	First-quarter payroll (\$1,000)	Paid employees for pay period including March 12 (number)
OGDEN—Con.						
78, 79, 84	Amusement and recreation services, including motion pictures and museums	34	17 330	5 103	1 089	461
781, 2	Motion picture production, distribution, and services	2	(D)	(D)	(D)	BB
783	Motion picture theaters	4	2 153	318	75	49
784	Video tape rental	4	(D)	(D)	(D)	BB
792	Theatrical producers (except motion picture), bands, orchestras, and entertainers	1	(D)	(D)	(D)	AA
793	Bowling centers	4	1 698	447	127	94
79 ex. 792, 3; 84	Commercial sports and other amusement and recreation services, including museums	19	5 802	1 819	372	215
80	Health services	231	111 534	49 431	10 347	1 658
801	Offices and clinics of doctors of medicine	108	73 082	36 017	7 277	834
802	Offices and clinics of dentists	74	16 866	5 836	1 244	332
803	Offices and clinics of doctors of osteopathy	—	—	—	—	—
804	Offices and clinics of other health practitioners	34	6 841	1 805	468	112
805	Nursing and personal care facilities	5	10 232	4 783	1 139	314
806	Hospitals	—	—	—	—	—
807, 8, 9	Other health services	10	4 513	990	219	66
81	Legal services	46	8 911	3 264	728	139
823, 4, 9	Selected educational services	6	(D)	(D)	(D)	AA
83	Social services	10	3 981	1 139	278	176
835	Child day care services	5	(D)	(D)	(D)	BB
832, 3, 6, 9	Other social services	5	(D)	(D)	(D)	BB
87 ex. 8733	Engineering, accounting, research, management, and related services (except noncommercial research organizations)	70	25 811	11 466	2 354	533
871	Engineering, architectural, and surveying services	21	11 514	5 257	1 100	154
872	Accounting, auditing, and bookkeeping services	31	8 073	3 249	737	159
873 ex. 8733	Research, development, and testing services (except noncommercial research organizations)	7	(D)	(D)	(D)	CC
874	Management and public relations services	11	(D)	(D)	(D)	BB
89	Services, n.e.c.	—	—	—	—	—
OREM						
	Total	439	804 642	273 717	59 819	10 213
70 ex. 704	Hotels, rooming houses, camps, and other lodging places (except membership lodging)	3	(D)	(D)	(D)	BB
7011	Hotels and motels	1	(D)	(D)	(D)	BB
7011 pt.	Hotels	—	—	—	—	—
7011 pt.	Motels, motor hotels, and tourist courts	1	(D)	(D)	(D)	BB
702, 3	Other lodging places	2	(D)	(D)	(D)	BB
72	Personal services	46	8 758	2 730	644	340
721	Laundry, cleaning, and garment services	10	2 306	763	168	88
7211	Power laundries, family and commercial*	1	(D)	(D)	(D)	AA
7213	Linen supply*	—	—	—	—	—
7215	Coin-operated laundries and drycleaning	—	—	—	—	—
7216	Drycleaning plants, except rug cleaning*	3	487	203	52	45
7217	Carpet and upholstery cleaning	2	(D)	(D)	(D)	BB
7218	Industrial laundriers*	1	(D)	(D)	(D)	AA
7212, 9	Other laundry, cleaning, and garment services*	3	235	89	18	12
722	Photographic studios, portrait	8	2 496	686	149	77
723, 4	Beauty and barber shops	19	2 478	994	251	139
723	Beauty shops	19	2 478	994	251	139
724	Barber shops	—	—	—	—	—
725	Shoe repair shops and shoeshine parlors	3	298	45	17	8
726	Funeral service and crematories	2	(D)	(D)	(D)	AA
729	Miscellaneous personal services	4	(D)	(D)	(D)	BB
73	Business services	93	660 252	222 981	48 846	6 872
731	Advertising	1	(D)	(D)	(D)	AA
732	Consumer credit reporting agencies, mercantile reporting agencies, and adjustment and collection agencies	5	(D)	(D)	(D)	BB
733	Mailing, reproduction, commercial art and photography, and stenographic services	10	(D)	(D)	(D)	BB
734	Services to dwellings and other buildings	9	(D)	(D)	(D)	CC
735	Miscellaneous equipment rental and leasing	4	1 986	648	141	33
736	Personnel supply services	6	31 092	24 416	4 510	1 750
737	Computer programming, data processing, and other computer related services	42	(D)	(D)	(D)	HH
7371, 2, 3	Computer programming, prepackaged software, and integrated systems	37	(D)	(D)	(D)	HH
7374, 5, 6	Data processing services	2	(D)	(D)	(D)	AA
7377, 8, 9	Computer rental and leasing, maintenance, and related services, n.e.c.	3	337	107	31	5
738	Miscellaneous business services	16	(D)	(D)	(D)	CC

Table 5. Summary Statistics for Firms Subject to Federal Income Tax for Places With 350 Establishments or More: 1992 — Con.

[Includes only establishments with payroll. For meaning of abbreviations and symbols, see introductory text. For explanation of terms and comparability of 1987 and 1992 censuses, see appendix A. For information on geographic areas followed by ▲, see appendix F]

SIC code	Geographic area and kind of business or operation	Establishments (number)	Receipts (\$1,000)	Annual payroll (\$1,000)	First-quarter payroll (\$1,000)	Paid employees for pay period including March 12 (number)
OREM—Con.						
75	Automotive repair, services, and parking	44	16 781	5 315	1 190	346
751	Automotive rental and leasing, without drivers	—	—	—	—	—
752	Automobile parking	—	—	—	—	—
753	Automotive repair shops	36	11 183	2 824	657	150
7532	Top, body, and upholstery repair shops and paint shops	5	1 588	473	125	26
7538	General automotive repair shops	22	6 401	1 428	330	83
7533, 4, 6, 7, 9	Other automotive repair shops	9	3 194	923	202	41
754	Automotive services, except repair	8	5 598	2 491	533	196
76	Miscellaneous repair services	15	5 281	1 227	251	92
762	Electrical repair shops	7	1 703	481	97	22
7622	Radio and television repair shops	3	209	57	19	5
7623, 9	Other electrical and electronic repair shops	4	1 494	424	78	17
763	Watch, clock, and jewelry repair	—	—	—	—	—
764	Reupholstery and furniture repair	—	—	—	—	—
769	Miscellaneous repair and related services	8	3 578	746	154	70
78, 79, 84	Amusement and recreation services, including motion pictures and museums	42	23 206	5 069	1 186	465
781, 2	Motion picture production, distribution, and services	11	13 194	2 655	639	125
783	Motion picture theaters	4	(D)	(D)	(D)	BB
784	Video tape rental	4	2 396	792	219	119
792	Theatrical producers (except motion picture), bands, orchestras, and entertainers	4	(D)	(D)	(D)	BB
793	Bowling centers	2	(D)	(D)	(D)	BB
79 ex. 792, 3; 84	Commercial sports and other amusement and recreation services, including museums	17	4 339	1 138	225	122
80	Health services	102	53 619	19 807	4 392	1 088
801	Offices and clinics of doctors of medicine	28	23 029	8 326	1 790	284
802	Offices and clinics of dentists	31	10 029	3 404	595	177
803	Offices and clinics of doctors of osteopathy	—	—	—	—	—
804	Offices and clinics of other health practitioners	21	(D)	(D)	(D)	BB
805	Nursing and personal care facilities	11	8 111	3 671	878	427
806	Hospitals	1	(D)	(D)	(D)	BB
807, 8, 9	Other health services	10	2 003	781	164	44
81	Legal services	6	1 116	257	51	16
823, 4, 9	Selected educational services	7	(D)	(D)	(D)	AA
83	Social services	19	6 358	3 056	607	256
835	Child day care services	11	1 556	693	175	110
832, 3, 6, 9	Other social services	8	4 802	2 363	432	146
87 ex. 8733	Engineering, accounting, research, management, and related services (except noncommercial research organizations)	60	25 097	10 882	2 408	651
871	Engineering, architectural, and surveying services	21	9 863	4 470	1 039	136
872	Accounting, auditing, and bookkeeping services	17	7 237	3 110	703	165
873 ex. 8733	Research, development, and testing services (except noncommercial research organizations)	6	4 149	2 358	507	313
874	Management and public relations services	16	3 848	944	159	37
89	Services, n.e.c.	2	(D)	(D)	(D)	AA
PROVO						
	Total	620	383 302	143 075	30 060	7 226
70 ex. 704	Hotels, rooming houses, camps, and other lodging places (except membership lodging)	19	13 354	3 729	451	259
7011	Hotels and motels	17	(D)	(D)	(D)	EE
7011 pt.	Hotels	10	(D)	(D)	(D)	CC
7011 pt.	Motels, motor hotels, and tourist courts	7	(D)	(D)	(D)	BB
702, 3	Other lodging places	2	(D)	(D)	(D)	AA
72	Personal services	55	10 916	3 854	982	584
721	Laundry, cleaning, and garment services	12	2 459	858	195	150
7211	Power laundries, family and commercial*	—	—	—	—	—
7213	Linen supply*	—	—	—	—	—
7215	Coin-operated laundries and drycleaning	2	(D)	(D)	(D)	AA
7216	Drycleaning plants, except rug cleaning*	6	1 437	506	123	84
7217	Carpet and upholstery cleaning	3	(D)	(D)	(D)	BB
7218	Industrial launderers*	—	—	—	—	—
7212, 9	Other laundry, cleaning, and garment services*	1	(D)	(D)	(D)	AA
722	Photographic studios, portrait	5	907	189	41	19
723, 4	Beauty and barber shops	21	3 013	1 336	267	140
723	Beauty shops	20	(D)	(D)	(D)	CC
724	Barber shops	1	(D)	(D)	(D)	AA
725	Shoe repair shops and shoeshine parlors	2	(D)	(D)	(D)	AA
726	Funeral service and crematories	2	(D)	(D)	(D)	BB
729	Miscellaneous personal services	13	3 610	1 131	406	250

Table 5. Summary Statistics for Firms Subject to Federal Income Tax for Places With 350 Establishments or More: 1992 — Con.

[Includes only establishments with payroll. For meaning of abbreviations and symbols, see introductory text. For explanation of terms and comparability of 1987 and 1992 censuses, see appendix A. For information on geographic areas followed by ▲, see appendix F]

SIC code	Geographic area and kind of business or operation	Establishments (number)	Receipts (\$1,000)	Annual payroll (\$1,000)	First-quarter payroll (\$1,000)	Paid employees for pay period including March 12 (number)
	PROVO—Con.					
73	Business services	105	131 220	43 748	9 350	2 200
731	Advertising	6	(D)	(D)	(D)	CC
732	Consumer credit reporting agencies, mercantile reporting agencies, and adjustment and collection agencies	4	2 219	799	160	49
733	Mailing, reproduction, commercial art and photography, and stenographic services	14	8 329	2 104	512	213
734	Services to dwellings and other buildings	18	2 722	1 247	234	169
735	Miscellaneous equipment rental and leasing	7	1 615	98	3	2
736	Personnel supply services	5	(D)	(D)	(D)	EE
737	Computer programming, data processing, and other computer related services	36	87 409	28 873	6 144	1 001
7371, 2, 3	Computer programming, prepackaged software, and integrated systems	26	64 682	20 705	4 315	532
7374, 5, 6	Data processing services	4	(D)	(D)	(D)	EE
7377, 8, 9	Computer rental and leasing, maintenance, and related services, n.e.c.	6	(D)	(D)	(D)	BB
738	Miscellaneous business services	15	10 339	4 895	1 187	347
75	Automotive repair, services, and parking	70	17 477	3 958	919	309
751	Automotive rental and leasing, without drivers	5	1 330	175	36	13
752	Automobile parking	1	(D)	(D)	(D)	AA
753	Automotive repair shops	53	13 741	3 145	756	212
7532	Top, body, and upholstery repair shops and paint shops	11	2 709	686	176	48
7538	General automotive repair shops	30	7 419	1 537	359	106
7533, 4, 6, 7, 9	Other automotive repair shops	12	3 613	922	221	58
754	Automotive services, except repair	11	(D)	(D)	(D)	BB
76	Miscellaneous repair services	19	4 375	1 095	270	90
762	Electrical repair shops	9	2 618	733	183	63
7622	Radio and television repair shops	4	420	138	36	7
7623, 9	Other electrical and electronic repair shops	5	2 198	595	147	56
763	Watch, clock, and jewelry repair	—	—	—	—	—
764	Reupholstery and furniture repair	3	245	40	7	6
769	Miscellaneous repair and related services	7	1 512	322	80	21
78, 79, 84	Amusement and recreation services, including motion pictures and museums	33	20 609	4 290	1 378	851
781, 2	Motion picture production, distribution, and services	7	9 634	1 823	403	91
783	Motion picture theaters	6	3 305	423	97	69
784	Video tape rental	5	1 253	173	52	40
792	Theatrical producers (except motion picture), bands, orchestras, and entertainers	2	(D)	(D)	(D)	AA
793	Bowling centers	1	(D)	(D)	(D)	BB
79 ex. 792, 3; 84	Commercial sports and other amusement and recreation services, including museums	12	5 949	1 745	794	614
80	Health services	180	100 990	49 135	8 968	1 639
801	Offices and clinics of doctors of medicine	93	64 072	34 065	5 623	652
802	Offices and clinics of dentists	47	15 061	5 718	1 156	268
803	Offices and clinics of doctors of osteopathy	3	(D)	(D)	(D)	BB
804	Offices and clinics of other health practitioners	18	6 588	2 776	711	148
805	Nursing and personal care facilities	8	9 014	4 053	895	373
806	Hospitals	—	—	—	—	—
807, 8, 9	Other health services	11	(D)	(D)	(D)	CC
81	Legal services	38	9 851	4 655	742	168
823, 4, 9	Selected educational services	5	(D)	(D)	(D)	BB
83	Social services	16	(D)	(D)	(D)	EE
835	Child day care services	10	(D)	(D)	(D)	BB
832, 3, 6, 9	Other social services	6	(D)	(D)	(D)	EE
87 ex. 8733	Engineering, accounting, research, management, and related services (except noncommercial research organizations)	74	57 765	22 399	5 501	729
871	Engineering, architectural, and surveying services	21	6 306	3 029	625	104
872	Accounting, auditing, and bookkeeping services	24	3 528	1 562	329	90
873 ex. 8733	Research, development, and testing services (except noncommercial research organizations)	9	4 253	1 685	363	115
874	Management and public relations services	20	43 678	16 123	4 184	420
89	Services, n.e.c.	6	742	113	34	20

Table 5. Summary Statistics for Firms Subject to Federal Income Tax for Places With 350 Establishments or More: 1992 — Con.

[Includes only establishments with payroll. For meaning of abbreviations and symbols, see introductory text. For explanation of terms and comparability of 1987 and 1992 censuses, see appendix A. For information on geographic areas followed by ▲, see appendix F]

SIC code	Geographic area and kind of business or operation	Establishments (number)	Receipts (\$1,000)	Annual payroll (\$1,000)	First-quarter payroll (\$1,000)	Paid employees for pay period including March 12 (number)
	SALT LAKE CITY					
	Total	2 929	2 437 410	962 485	209 244	42 580
70 ex. 704	Hotels, rooming houses, camps, and other lodging places (except membership lodging)	51	(D)	(D)	(D)	HH
7011	Hotels and motels	48	138 566	36 306	8 881	3 425
7011 pt.	Hotels	24	126 928	34 221	8 428	3 133
7011 pt.	Hotels, 25 guestrooms or more	23	(D)	(D)	(D)	HH
7011 pt.	Hotels, less than 25 guestrooms	1	(D)	(D)	(D)	AA
7011 pt.	Motels, motor hotels, and tourist courts	24	11 638	2 085	453	292
7011 pt.	Motels, tourist courts	23	(D)	(D)	(D)	EE
7011 pt.	Motor hotels	1	(D)	(D)	(D)	BB
702, 3	Other lodging places	3	(D)	(D)	(D)	CC
702	Rooming and boarding houses	2	(D)	(D)	(D)	CC
703	Camps and recreational vehicle parks	1	(D)	(D)	(D)	AA
72	Personal services	182	66 619	22 570	4 936	1 808
721	Laundry, cleaning, and garment services	65	40 145	12 882	2 926	963
7211	Power laundries, family and commercial*	4	(D)	(D)	(D)	BB
7213	Linen supply*	1	(D)	(D)	(D)	CC
7215	Coin-operated laundries and drycleaning	14	4 848	686	161	62
7216	Drycleaning plants, except rug cleaning*	31	7 878	2 633	551	269
7217	Carpet and upholstery cleaning	4	(D)	(D)	(D)	AA
7218	Industrial laundries*	5	16 657	6 125	1 423	368
7212, 9	Other laundry, cleaning, and garment services*	6	780	322	76	43
7212	Garment pressing, and agents for laundries and drycleaners	1	(D)	(D)	(D)	AA
7219	Laundry and garment services, n.e.c.*	5	(D)	(D)	(D)	BB
722	Photographic studios, portrait	9	2 151	537	112	36
723, 4	Beauty and barber shops	63	7 639	3 207	649	305
723	Beauty shops	61	(D)	(D)	(D)	EE
724	Barber shops	2	(D)	(D)	(D)	AA
725	Shoe repair shops and shoeshine parlors	9	915	388	85	26
726	Funeral service and crematories	9	7 443	2 163	496	94
729	Miscellaneous personal services	27	8 326	3 393	668	384
7291	Tax return preparation services	1	(D)	(D)	(D)	AA
7299	Miscellaneous personal services, n.e.c.	26	(D)	(D)	(D)	EE
73	Business services	540	685 715	258 206	58 940	16 001
731	Advertising	57	52 719	24 881	6 040	681
7311	Advertising agencies	49	44 387	23 205	5 650	603
7312	Outdoor advertising services	2	(D)	(D)	(D)	BB
7313	Radio, television, publishers' advertising representatives	2	(D)	(D)	(D)	AA
7319	Advertising, n.e.c.	4	(D)	(D)	(D)	AA
732	Consumer credit reporting agencies, mercantile reporting agencies, and adjustment and collection agencies	22	14 757	5 804	1 291	302
7322	Adjustment and collection services	16	6 864	2 985	623	167
7323	Credit reporting services	6	7 893	2 819	668	135
733	Mailing, reproduction, commercial art and photography, and stenographic services	75	35 882	10 047	2 273	486
7331	Direct mail advertising services	7	9 544	2 520	625	90
7334	Photocopying and duplicating services	16	11 018	3 147	713	232
7335, 6	Commercial photography, art, and graphics	36	9 971	2 464	571	115
7335	Commercial photography	11	4 344	860	195	42
7336	Commercial art and graphic design	25	5 627	1 604	376	73
7338	Secretarial and court reporting services	16	5 349	1 916	364	49
734	Services to dwellings and other buildings	60	18 515	9 861	2 301	1 320
7342	Disinfecting and pest control services	4	2 437	853	162	36
7349	Building cleaning and maintenance services, n.e.c.	56	16 078	9 008	2 139	1 284
735	Miscellaneous equipment rental and leasing	23	27 230	4 363	1 001	157
7352	Medical equipment rental and leasing	4	(D)	(D)	(D)	BB
7353	Heavy construction equipment rental and leasing	4	8 455	1 928	395	42
7359	Equipment rental and leasing, n.e.c.	15	(D)	(D)	(D)	BB
736	Personnel supply services	58	198 837	100 404	21 505	8 412
7361	Employment agencies	15	3 312	1 845	370	72
7363	Help supply services	43	195 525	98 559	21 135	8 340
7363 pt.	Temporary help supply	27	153 397	64 327	14 061	5 720
7363 pt.	Help supply, except temporary	16	42 128	34 232	7 074	2 620
737	Computer programming, data processing, and other computer related services	120	201 890	61 647	14 565	1 733
7371, 2, 3	Computer programming, prepackaged software, and integrated systems	70	134 919	45 392	10 864	1 174
7371	Computer programming services	42	69 535	31 796	7 636	779
7372	Prepackaged software	13	15 792	4 206	999	151
7373	Computer integrated systems	15	49 592	9 390	2 229	244
7374, 5, 6	Data processing services	22	39 400	8 117	1 946	304
7374, 5	Computer processing, information retrieval	22	39 400	8 117	1 946	304
7376	Computer facilities management services	-	-	-	-	-
7377, 8, 9	Computer rental and leasing, maintenance, and related services, n.e.c.	28	27 571	8 138	1 755	255
7377	Computer rental and leasing	2	(D)	(D)	(D)	AA
7378	Computer maintenance and repair	11	5 624	1 434	353	54
7379	Computer related services, n.e.c.	15	(D)	(D)	(D)	CC

Table 5. Summary Statistics for Firms Subject to Federal Income Tax for Places With 350 Establishments or More: 1992 — Con.

[Includes only establishments with payroll. For meaning of abbreviations and symbols, see introductory text. For explanation of terms and comparability of 1987 and 1992 censuses, see appendix A. For information on geographic areas followed by ▲, see appendix F]

SIC code	Geographic area and kind of business or operation	Establishments (number)	Receipts (\$1,000)	Annual payroll (\$1,000)	First-quarter payroll (\$1,000)	Paid employees for pay period including March 12 (number)
SALT LAKE CITY — Con.						
73	Business services—Con.					
738	Miscellaneous business services	125	135 885	41 199	9 964	2 910
7381, 2	Detective agencies and protective services	18	19 682	8 886	2 192	725
7381	Detective, guard, and armored car services	12	(D)	(D)	(D)	FF
7382	Security systems services	6	(D)	(D)	(D)	CC
7383	News syndicates	3	(D)	(D)	(D)	BB
7384	Photofinishing laboratories*	15	(D)	(D)	(D)	CC
7389	Business services, n.e.c.	89	95 537	27 856	6 638	1 942
7389 pt.	Sign painting shops	6	993	271	57	18
7389 pt.	Interior designing	17	8 474	1 615	346	79
7389 pt.	Telephone answering services	6	1 272	636	157	74
7389 pt.	Other business services	60	84 798	25 334	6 078	1 771
75	Automotive repair, services, and parking	211	142 070	26 621	6 386	1 715
751	Automotive rental and leasing, without drivers	24	(D)	(D)	(D)	FF
7513	Truck rental and leasing, without drivers	5	(D)	(D)	(D)	BB
7514, 5	Passenger car rental and leasing	19	(D)	(D)	(D)	EE
7514	Passenger car rental	18	63 309	6 528	1 635	496
7515	Passenger car leasing	1	(D)	(D)	(D)	AA
7519	Utility trailer and recreational vehicle rental	—	—	—	—	—
752	Automobile parking	20	(D)	(D)	(D)	CC
753	Automotive repair shops	143	53 195	15 127	3 485	736
7532	Top, body, and upholstery repair shops and paint shops	33	13 017	3 918	935	191
7532 pt.	Top and body repair shops	29	11 928	3 640	852	163
7532 pt.	Paint shops	4	1 089	278	83	28
7538	General automotive repair shops	70	22 115	5 918	1 357	306
7538 pt.	General automotive repair shops, except diesel	57	17 362	4 239	941	219
7538 pt.	Diesel repair shops	13	4 753	1 679	416	87
7533, 4, 6, 7, 9	Other automotive repair shops	40	18 063	5 291	1 193	239
7533	Automotive exhaust system repair shops	5	2 619	737	174	33
7534	Tire retreading and repair shops	—	—	—	—	—
7536	Automotive glass replacement shops	7	4 106	765	152	37
7537	Automotive transmission repair shops	9	3 463	1 195	266	57
7539	Automotive repair shops, n.e.c.	19	7 875	2 594	601	112
7539 pt.	Radiator repair	5	3 748	1 365	330	60
7539 pt.	Brake, front end, and wheel alignment	6	2 834	866	183	33
7539 pt.	Automotive electrical and fuel system services	5	993	340	77	16
7539 pt.	Other automotive repair shops, n.e.c.	3	300	23	11	3
754	Automotive services, except repair	24	7 146	2 216	527	204
7542	Carwashes	11	2 694	842	184	98
7549	Automotive services, except repair and carwashes	13	4 452	1 374	343	106
76	Miscellaneous repair services	72	36 776	12 561	3 186	543
762	Electrical repair shops	20	12 102	4 668	1 114	181
7622	Radio and television repair shops	3	(D)	(D)	(D)	AA
7623, 9	Other electrical and electronic repair shops	17	(D)	(D)	(D)	CC
7623	Refrigeration and air-conditioning service and repair shops	4	1 692	565	135	23
7629	Electrical and electronic repair shops, n.e.c.	13	(D)	(D)	(D)	CC
763	Watch, clock, and jewelry repair	3	(D)	(D)	(D)	AA
764	Reupholstery and furniture repair	9	(D)	(D)	(D)	BB
769	Miscellaneous repair and related services	40	22 416	7 143	1 905	316
7692	Welding repair	4	991	470	104	25
7694	Armature rewinding shops	3	5 798	2 023	615	76
7699	Repair shops and related services, n.e.c.	33	15 627	4 650	1 186	215
78, 79, 84	Amusement and recreation services, including motion pictures and museums	152	123 506	38 900	9 346	2 220
781, 2	Motion picture production, distribution, and services	30	26 645	4 739	827	157
783	Motion picture theaters	17	15 522	2 021	436	290
7832	Motion picture theaters, except drive-in	17	15 522	2 021	436	290
7833	Drive-in motion picture theaters	—	—	—	—	—
784	Video tape rental	20	4 993	731	181	105
792	Theatrical producers (except motion picture), bands, orchestras, and entertainers	11	(D)	(D)	(D)	CC
7922	Theatrical producers (except motion picture) and miscellaneous theatrical services	7	(D)	(D)	(D)	BB
7929	Bands, orchestras, actors, and other entertainers and entertainment groups	4	(D)	(D)	(D)	BB
793	Bowling centers	6	2 927	869	218	99
79 ex. 792, 3, 84	Commercial sports and other amusement and recreation services, including museums	68	(D)	(D)	(D)	GG
794	Commercial sports	5	(D)	(D)	(D)	FF
7941	Professional sports clubs, managers, promoters	5	(D)	(D)	(D)	FF
7948	Racing, including track operation	—	—	—	—	—
79 ex. 792, 3, 4; 84	Other amusement and recreation services, including museums	63	(D)	(D)	(D)	EE
791	Dance studios, schools, and halls	11	2 094	726	173	88
7991	Physical fitness facilities	10	2 215	694	144	113
7992	Public golf courses	1	(D)	(D)	(D)	AA
7993	Coin-operated amusement devices	7	3 384	380	87	31
7996	Amusement parks	2	(D)	(D)	(D)	AA
7997	Membership sports and recreation clubs	6	8 646	2 031	397	88
7999, 84	Amusement and recreation services, including museums, n.e.c.	26	6 248	1 324	264	141
7999 pt.	Concession operators of amusement devices and rides	—	—	—	—	—
7999 pt.	Carnivals, circuses, and fairs	—	—	—	—	—
7999 pt., 84	Other recreation and amusements, including museums	26	6 248	1 324	264	141

Table 5. Summary Statistics for Firms Subject to Federal Income Tax for Places With 350 Establishments or More: 1992 — Con.

[Includes only establishments with payroll. For meaning of abbreviations and symbols, see introductory text. For explanation of terms and comparability of 1987 and 1992 censuses, see appendix A. For information on geographic areas followed by ▲, see appendix F]

SIC code	Geographic area and kind of business or operation	Establishments (number)	Receipts (\$1,000)	Annual payroll (\$1,000)	First-quarter payroll (\$1,000)	Paid employees for pay period including March 12 (number)
SALT LAKE CITY — Con.						
80	Health services	716	482 770	209 950	42 817	7 228
801	Offices and clinics of doctors of medicine	369	265 344	129 117	24 415	2 769
8011 pt.	Offices of doctors of medicine	366	(D)	(D)	(D)	GG
8011 pt.	General medical clinics	3	(D)	(D)	(D)	FF
802	Offices and clinics of dentists	193	(D)	(D)	(D)	FF
803	Offices and clinics of doctors of osteopathy	1	(D)	(D)	(D)	AA
804	Offices and clinics of other health practitioners	73	20 574	8 868	2 054	466
8041	Offices and clinics of chiropractors	14	2 496	404	95	38
8042	Offices and clinics of optometrists	14	3 377	983	221	70
8043	Offices and clinics of podiatrists	10	2 640	892	229	40
8049	Offices and clinics of health practitioners, n.e.c.	35	12 061	6 589	1 509	318
805	Nursing and personal care facilities	15	32 447	14 509	3 134	1 109
8051	Skilled nursing care facilities	8	28 451	12 333	2 624	908
8052	Intermediate care facilities	7	3 996	2 176	510	201
8059	Nursing and personal care facilities, n.e.c.	—	—	—	—	—
806	Hospitals	1	(D)	(D)	(D)	EE
8062	General medical and surgical hospitals	—	—	—	—	—
8063, 9	Specialty hospitals	1	(D)	(D)	(D)	EE
807, 8, 9	Other health services	64	100 641	36 449	8 584	1 768
807	Medical and dental laboratories	30	67 511	24 173	5 749	910
8071	Medical laboratories	16	65 073	23 128	5 502	853
8072	Dental laboratories	14	2 438	1 045	247	57
808	Home health care services	10	8 631	4 205	1 085	514
809	Miscellaneous health and allied services, n.e.c.	24	24 499	8 071	1 750	344
8092	Kidney dialysis centers	—	—	—	—	—
8093	Specialty outpatient facilities, n.e.c.	15	13 696	6 223	1 343	240
8099	Health and allied services, n.e.c.	9	10 803	1 848	407	104
81	Legal services	366	310 349	170 551	35 282	3 312
823, 4, 9	Selected educational services	39	16 158	6 650	1 439	411
823	Libraries	—	—	—	—	—
824	Vocational schools	14	6 055	1 727	450	98
829	Schools and educational services, n.e.c.	25	10 103	4 923	989	313
83	Social services	54	10 390	4 322	1 068	439
835	Child day care services	31	4 648	1 947	474	269
832, 3, 6, 9	Other social services	23	5 742	2 375	594	170
87 ex. 8733	Engineering, accounting, research, management, and related services (except noncommercial research organizations)	521	409 870	170 683	35 903	5 214
871	Engineering, architectural, and surveying services	165	196 786	80 583	17 602	2 270
8711	Engineering services	95	157 042	65 772	14 422	1 736
8712	Architectural services	64	37 439	13 589	2 972	487
8713	Surveying services	6	2 305	1 222	208	47
872	Accounting, auditing, and bookkeeping services	171	78 214	33 617	6 939	1 202
873 ex. 8733	Research, development, and testing services (except noncommercial research organizations)	36	54 064	23 903	5 229	968
8731	Commercial physical and biological research	17	29 573	13 813	2 780	400
8732	Commercial economic, sociological, and educational research	9	(D)	(D)	(D)	CC
8734	Testing laboratories	10	(D)	(D)	(D)	EE
874	Management and public relations services	149	80 806	32 580	6 133	774
8741	Management services	41	22 380	9 351	1 510	183
8742	Management consulting services	77	50 784	20 234	4 072	488
8743	Public relations services	10	(D)	(D)	(D)	BB
8744	Facilities support management services	4	996	508	128	18
8748	Business consulting services, n.e.c.	17	(D)	(D)	(D)	BB
89	Services, n.e.c.	25	(D)	(D)	(D)	CC
SANDY						
	Total	395	199 794	57 148	12 282	3 650
70 ex. 704	Hotels, rooming houses, camps, and other lodging places (except membership lodging)	2	(D)	(D)	(D)	BB
7011	Hotels and motels	2	(D)	(D)	(D)	BB
7011 pt.	Hotels	1	(D)	(D)	(D)	BB
7011 pt.	Motels, motor hotels, and tourist courts	1	(D)	(D)	(D)	AA
702, 3	Other lodging places	—	—	—	—	—

Table 5. Summary Statistics for Firms Subject to Federal Income Tax for Places With 350 Establishments or More: 1992 — Con.

[Includes only establishments with payroll. For meaning of abbreviations and symbols, see introductory text. For explanation of terms and comparability of 1987 and 1992 censuses, see appendix A. For information on geographic areas followed by ▲, see appendix F.]

SIC code	Geographic area and kind of business or operation	Establishments (number)	Receipts (\$1,000)	Annual payroll (\$1,000)	First-quarter payroll (\$1,000)	Paid employees for pay period including March 12 (number)
	SANDY—Con.					
72	Personal services	39	6 756	2 251	523	232
721	Laundry, cleaning, and garment services	12	1 973	534	107	63
7211	Power laundries, family and commercial*	—	—	—	—	—
7213	Linen supply*	—	—	—	—	—
7215	Coin-operated laundries and drycleaning	1	(D)	(D)	(D)	AA
7216	Drycleaning plants, except rug cleaning*	8	1 465	400	87	46
7217	Carpet and upholstery cleaning	3	(D)	(D)	(D)	AA
7218	Industrial laundriers*	—	—	—	—	—
7212, 9	Other laundry, cleaning, and garment services*	—	—	—	—	—
722	Photographic studios, portrait	4	965	265	58	28
723, 4	Beauty and barber shops	10	1 659	769	160	70
723	Beauty shops	10	1 659	769	160	70
724	Barber shops	—	—	—	—	—
725	Shoe repair shops and shoeshine parlors	—	—	—	—	—
726	Funeral service and crematories	1	(D)	(D)	(D)	AA
729	Miscellaneous personal services	12	(D)	(D)	(D)	BB
73	Business services	80	62 813	12 240	2 284	822
731	Advertising	5	798	168	48	14
732	Consumer credit reporting agencies, mercantile reporting agencies, and adjustment and collection agencies	2	(D)	(D)	(D)	AA
733	Mailing, reproduction, commercial art and photography, and stenographic services	6	1 427	294	42	27
734	Services to dwellings and other buildings	20	2 323	1 030	189	98
735	Miscellaneous equipment rental and leasing	6	(D)	(D)	(D)	BB
736	Personnel supply services	7	8 918	6 572	991	513
737	Computer programming, data processing, and other computer related services	25	(D)	(D)	(D)	CC
7371, 2, 3	Computer programming, prepackaged software, and integrated systems	19	(D)	(D)	(D)	BB
7374, 5, 6	Data processing services	1	(D)	(D)	(D)	AA
7377, 8, 9	Computer rental and leasing, maintenance, and related services, n.e.c.	5	508	85	15	4
738	Miscellaneous business services	9	1 724	593	150	39
75	Automotive repair, services, and parking	36	7 958	2 314	534	140
751	Automotive rental and leasing, without drivers	—	—	—	—	—
752	Automobile parking	—	—	—	—	—
753	Automotive repair shops	26	6 160	1 673	390	88
7532	Top, body, and upholstery repair shops and paint shops	9	3 040	942	211	45
7538	General automotive repair shops	12	1 918	406	95	25
7533, 4, 6, 7, 9	Other automotive repair shops	5	1 202	325	84	18
754	Automotive services, except repair	10	1 798	641	144	52
76	Miscellaneous repair services	12	3 452	817	184	40
762	Electrical repair shops	2	(D)	(D)	(D)	AA
7622	Radio and television repair shops	—	—	—	—	—
7623, 9	Other electrical and electronic repair shops	2	(D)	(D)	(D)	AA
763	Watch, clock, and jewelry repair	—	—	—	—	—
764	Reupholstery and furniture repair	—	—	—	—	—
769	Miscellaneous repair and related services	10	(D)	(D)	(D)	BB
78, 79, 84	Amusement and recreation services, including motion pictures and museums	36	35 205	6 203	1 176	647
781, 2	Motion picture production, distribution, and services	5	(D)	(D)	(D)	EE
783	Motion picture theaters	3	(D)	(D)	(D)	BB
784	Video tape rental	7	4 464	492	128	75
792	Theatrical producers (except motion picture), bands, orchestras, and entertainers	1	(D)	(D)	(D)	AA
793	Bowling centers	—	—	—	—	—
79 ex. 792, 3, 84	Commercial sports and other amusement and recreation services, including museums	20	6 383	1 861	364	229
80	Health services	100	63 627	26 688	6 142	1 275
801	Offices and clinics of doctors of medicine	36	18 811	10 706	2 128	310
802	Offices and clinics of dentists	33	7 901	2 468	579	130
803	Offices and clinics of doctors of osteopathy	—	—	—	—	—
804	Offices and clinics of other health practitioners	14	(D)	(D)	(D)	BB
805	Nursing and personal care facilities	3	10 780	5 316	1 143	412
806	Hospitals	1	(D)	(D)	(D)	EE
807, 8, 9	Other health services	13	(D)	(D)	(D)	CC
81	Legal services	5	(D)	(D)	(D)	AA
823, 4, 9	Selected educational services	9	1 947	496	121	55
83	Social services	26	5 378	1 903	440	247
835	Child day care services	19	3 147	1 289	308	193
832, 3, 6, 9	Other social services	7	2 231	614	132	54

Table 5. Summary Statistics for Firms Subject to Federal Income Tax for Places With 350 Establishments or More: 1992 — Con.

[Includes only establishments with payroll. For meaning of abbreviations and symbols, see introductory text. For explanation of terms and comparability of 1987 and 1992 censuses, see appendix A. For information on geographic areas followed by ▲, see appendix F]

SIC code	Geographic area and kind of business or operation	Establishments (number)	Receipts (\$1,000)	Annual payroll (\$1,000)	First-quarter payroll (\$1,000)	Paid employees for pay period including March 12 (number)
	SANDY—Con.					
87 ex. 8733	Engineering, accounting, research, management, and related services (except noncommercial research organizations) -----	47	9 185	3 521	737	125
871	Engineering, architectural, and surveying services -----	13	2 974	965	175	30
872	Accounting, auditing, and bookkeeping services -----	14	658	136	23	12
873 ex. 8733	Research, development, and testing services (except noncommercial research organizations) -----	3	334	160	22	11
874	Management and public relations services -----	17	5 219	2 260	517	72
89	Services, n.e.c. -----	3	201	62	10	2

Table 6. Summary Statistics for Firms Subject to Federal Income Tax for Counties With 350 Establishments or More: 1992

[Includes only establishments with payroll. For meaning of abbreviations and symbols, see introductory text. For explanation of terms and comparability of 1987 and 1992 censuses, see appendix A. For information on geographic areas followed by ▲, see appendix F]

SIC code	Geographic area and kind of business or operation	Establishments (number)	Receipts (\$1,000)	Annual payroll (\$1,000)	First-quarter payroll (\$1,000)	Paid employees for pay period including March 12 (number)
	CACHE COUNTY					
	Total -----	407	125 585	40 782	8 823	2 945
70 ex. 704	Hotels, rooming houses, camps, and other lodging places (except membership lodging) -----	7	3 420	780	170	111
7011	Hotels and motels -----	5	(D)	(D)	(D)	BB
7011 pt.	Hotels -----	2	(D)	(D)	(D)	BB
7011 pt.	Motels, motor hotels, and tourist courts -----	3	(D)	(D)	(D)	BB
702, 3	Other lodging places -----	2	(D)	(D)	(D)	AA
72	Personal services -----	40	5 523	1 644	353	226
721	Laundry, cleaning, and garment services -----	15	1 709	533	99	59
7211	Power laundries, family and commercial* -----	—	—	—	—	—
7213	Linen supply* -----	4	(D)	(D)	(D)	AA
7215	Coin-operated laundries and drycleaning -----	4	(D)	(D)	(D)	AA
7216	Drycleaning plants, except rug cleaning* -----	4	572	224	67	22
7217	Carpet and upholstery cleaning -----	5	540	141	21	23
7218	Industrial laundries* -----	1	(D)	(D)	(D)	AA
7212, 9	Other laundry, cleaning, and garment services* -----	1	(D)	(D)	(D)	AA
722	Photographic studios, portrait -----	3	(D)	(D)	(D)	BB
723, 4	Beauty and barber shops -----	17	1 547	548	130	96
723	Beauty shops -----	17	1 547	548	130	96
724	Barber shops -----	—	—	—	—	—
725	Shoe repair shops and shoeshine parlors -----	—	—	—	—	—
726	Funeral service and crematories -----	2	(D)	(D)	(D)	AA
729	Miscellaneous personal services -----	3	360	103	38	37
73	Business services -----	50	12 555	4 516	1 094	563
731	Advertising -----	2	(D)	(D)	(D)	AA
732	Consumer credit reporting agencies, mercantile reporting agencies, and adjustment and collection agencies -----	1	(D)	(D)	(D)	AA
733	Mailing, reproduction, commercial art and photography, and stenographic services -----	5	2 451	599	147	58
734	Services to dwellings and other buildings -----	11	969	263	77	82
735	Miscellaneous equipment rental and leasing -----	5	292	27	1	2
736	Personnel supply services -----	3	(D)	(D)	(D)	CC
737	Computer programming, data processing, and other computer related services -----	14	5 435	2 122	523	243
7371, 2, 3	Computer programming, prepackaged software, and integrated systems -----	9	3 352	1 523	375	45
7374, 5, 6	Data processing services -----	2	(D)	(D)	(D)	CC
7377, 8, 9	Computer rental and leasing, maintenance, and related services, n.e.c. -----	3	(D)	(D)	(D)	AA
738	Miscellaneous business services -----	9	(D)	(D)	(D)	BB
75	Automotive repair, services, and parking -----	38	12 493	2 737	655	192
751	Automotive rental and leasing, without drivers -----	1	(D)	(D)	(D)	AA
752	Automobile parking -----	—	—	—	—	—
753	Automotive repair shops -----	33	11 560	2 498	595	163
7532	Top, body, and upholstery repair shops and paint shops -----	8	5 148	1 402	344	78
7538	General automotive repair shops -----	17	4 609	624	148	56
7533, 4, 6, 7, 9	Other automotive repair shops -----	8	1 803	472	103	29
754	Automotive services, except repair -----	4	(D)	(D)	(D)	BB

Table 6. Summary Statistics for Firms Subject to Federal Income Tax for Counties With 350 Establishments or More: 1992 — Con.

[Includes only establishments with payroll. For meaning of abbreviations and symbols, see introductory text. For explanation of terms and comparability of 1987 and 1992 censuses, see appendix A. For information on geographic areas followed by ▲, see appendix F]

SIC code	Geographic area and kind of business or operation	Establishments (number)	Receipts (\$1,000)	Annual payroll (\$1,000)	First-quarter payroll (\$1,000)	Paid employees for pay period including March 12 (number)
CACHE COUNTY — Con.						
76	Miscellaneous repair services -----	16	4 431	713	164	64
762	Electrical repair shops -----	2	(D)	(D)	(D)	AA
7622	Radio and television repair shops -----	2	(D)	(D)	(D)	AA
7623, 9	Other electrical and electronic repair shops -----	—	—	—	—	—
763	Watch, clock, and jewelry repair -----	1	(D)	(D)	(D)	AA
764	Reupholstery and furniture repair -----	2	(D)	(D)	(D)	AA
769	Miscellaneous repair and related services -----	11	3 742	605	141	54
78, 79, 84	Amusement and recreation services, including motion pictures and museums -----	32	8 261	1 319	392	320
781, 2	Motion picture production, distribution, and services -----	2	(D)	(D)	(D)	AA
783	Motion picture theaters -----	6	4 177	275	72	57
784	Video tape rental -----	2	(D)	(D)	(D)	AA
792	Theatrical producers (except motion picture), bands, orchestras, and entertainers -----	2	(D)	(D)	(D)	BB
793	Bowling centers -----	1	(D)	(D)	(D)	BB
79 ex. 792, 3, 84	Commercial sports and other amusement and recreation services, including museums -----	19	3 361	827	255	197
80	Health services -----	135	46 703	17 110	3 315	860
801	Offices and clinics of doctors of medicine -----	58	28 873	12 110	2 169	410
802	Offices and clinics of dentists -----	49	10 505	2 732	636	244
803	Offices and clinics of doctors of osteopathy -----	1	(D)	(D)	(D)	AA
804	Offices and clinics of other health practitioners -----	19	(D)	(D)	(D)	BB
805	Nursing and personal care facilities -----	1	(D)	(D)	(D)	CC
806	Hospitals -----	—	—	—	—	—
807, 8, 9	Other health services -----	7	(D)	(D)	(D)	BB
81	Legal services -----	13	3 474	1 654	412	71
823, 4, 9	Selected educational services -----	3	(D)	(D)	(D)	AA
83	Social services -----	12	794	328	71	57
835	Child day care services -----	8	624	256	63	51
832, 3, 6, 9	Other social services -----	4	170	72	8	6
87 ex. 8733	Engineering, accounting, research, management, and related services (except noncommercial research organizations) -----	51	24 179	9 185	2 055	435
871	Engineering, architectural, and surveying services -----	21	17 177	6 547	1 513	192
872	Accounting, auditing, and bookkeeping services -----	17	3 071	994	248	62
873 ex. 8733	Research, development, and testing services (except noncommercial research organizations) -----	5	3 363	1 443	272	169
874	Management and public relations services -----	8	568	201	22	12
89	Services, n.e.c. -----	10	(D)	(D)	(D)	BB
DAVIS COUNTY						
	Total -----	809	441 931	164 762	36 030	8 474
70 ex. 704	Hotels, rooming houses, camps, and other lodging places (except membership lodging) -----	10	(D)	(D)	(D)	CC
7011	Hotels and motels -----	7	4 917	763	181	101
7011 pt.	Hotels -----	1	(D)	(D)	(D)	BB
7011 pt.	Motels, motor hotels, and tourist courts -----	6	(D)	(D)	(D)	BB
702, 3	Other lodging places -----	3	(D)	(D)	(D)	BB
72	Personal services -----	76	12 449	4 027	977	479
721	Laundry, cleaning, and garment services -----	25	3 967	1 301	292	166
7211	Power laundries, family and commercial* -----	—	—	—	—	—
7213	Linen supply* -----	—	—	—	—	—
7215	Coin-operated laundries and drycleaning -----	5	(D)	(D)	(D)	BB
7216	Drycleaning plants, except rug cleaning* -----	9	2 209	863	202	98
7217	Carpet and upholstery cleaning -----	9	(D)	(D)	(D)	BB
7218	Industrial laundriers* -----	—	—	—	—	—
7212, 9	Other laundry, cleaning, and garment services* -----	2	(D)	(D)	(D)	AA
722	Photographic studios, portrait -----	6	1 461	541	130	66
723, 4	Beauty and barber shops -----	24	2 757	1 170	280	142
723	Beauty shops -----	23	(D)	(D)	(D)	CC
724	Barber shops -----	1	(D)	(D)	(D)	AA
725	Shoe repair shops and shoeshine parlors -----	1	(D)	(D)	(D)	AA
726	Funeral service and crematories -----	6	(D)	(D)	(D)	BB
729	Miscellaneous personal services -----	14	(D)	(D)	(D)	BB

Table 6. Summary Statistics for Firms Subject to Federal Income Tax for Counties With 350 Establishments or More: 1992 — Con.

[Includes only establishments with payroll. For meaning of abbreviations and symbols, see introductory text. For explanation of terms and comparability of 1987 and 1992 censuses, see appendix A. For information on geographic areas followed by ▲, see appendix F]

SIC code	Geographic area and kind of business or operation	Establishments (number)	Receipts (\$1,000)	Annual payroll (\$1,000)	First-quarter payroll (\$1,000)	Paid employees for pay period including March 12 (number)
DAVIS COUNTY — Con.						
73	Business services	124	102 618	42 270	9 650	1 903
731	Advertising	1	(D)	(D)	(D)	AA
732	Consumer credit reporting agencies, mercantile reporting agencies, and adjustment and collection agencies	3	(D)	(D)	(D)	AA
733	Mailing, reproduction, commercial art and photography, and stenographic services	15	2 128	743	179	69
734	Services to dwellings and other buildings	32	5 544	2 459	522	372
735	Miscellaneous equipment rental and leasing	8	8 249	1 381	293	62
736	Personnel supply services	9	(D)	(D)	(D)	EE
737	Computer programming, data processing, and other computer related services	29	68 329	26 961	6 340	697
7371, 2, 3	Computer programming, prepackaged software, and integrated systems	18	(D)	(D)	(D)	CC
7374, 5, 6	Data processing services	3	416	68	15	4
7377, 8, 9	Computer rental and leasing, maintenance, and related services, n.e.c.	8	(D)	(D)	(D)	EE
738	Miscellaneous business services	27	(D)	(D)	(D)	EE
75	Automotive repair, services, and parking	108	33 176	8 664	1 965	591
751	Automotive rental and leasing, without drivers	8	4 093	552	141	31
752	Automobile parking	—	—	—	—	—
753	Automotive repair shops	78	22 304	5 835	1 324	314
7532	Top, body, and upholstery repair shops and paint shops	21	5 309	1 692	382	90
7538	General automotive repair shops	33	10 209	2 446	534	135
7533, 4, 6, 7, 9	Other automotive repair shops	24	6 786	1 697	408	89
754	Automotive services, except repair	22	6 779	2 277	500	246
76	Miscellaneous repair services	33	20 088	4 570	1 065	199
762	Electrical repair shops	8	1 022	282	69	16
7622	Radio and television repair shops	2	(D)	(D)	(D)	AA
7623, 9	Other electrical and electronic repair shops	6	(D)	(D)	(D)	AA
763	Watch, clock, and jewelry repair	—	—	—	—	—
764	Reupholstery and furniture repair	5	(D)	(D)	(D)	AA
769	Miscellaneous repair and related services	20	(D)	(D)	(D)	CC
78, 79, 84	Amusement and recreation services, including motion pictures and museums	64	34 195	8 167	1 350	658
781, 2	Motion picture production, distribution, and services	3	(D)	(D)	(D)	AA
783	Motion picture theaters	7	5 336	603	150	106
784	Video tape rental	21	5 026	1 014	288	166
792	Theatrical producers (except motion picture), bands, orchestras, and entertainers	4	(D)	(D)	(D)	BB
793	Bowling centers	1	(D)	(D)	(D)	AA
79 ex. 792, 3; 84	Commercial sports and other amusement and recreation services, including museums	28	22 363	6 149	817	334
80	Health services	234	154 598	60 829	12 586	2 684
801	Offices and clinics of doctors of medicine	90	51 167	26 975	4 741	669
802	Offices and clinics of dentists	82	20 239	6 138	1 307	377
803	Offices and clinics of doctors of osteopathy	—	—	—	—	—
804	Offices and clinics of other health practitioners	37	7 688	2 576	555	193
805	Nursing and personal care facilities	8	8 385	3 903	875	335
806	Hospitals	3	(D)	(D)	(D)	GG
807, 8, 9	Other health services	14	(D)	(D)	(D)	BB
81	Legal services	16	2 740	895	206	41
823, 4, 9	Selected educational services	8	(D)	(D)	(D)	CC
83	Social services	28	(D)	(D)	(D)	FF
835	Child day care services	21	(D)	(D)	(D)	CC
832, 3, 6, 9	Other social services	7	(D)	(D)	(D)	FF
87 ex. 8733	Engineering, accounting, research, management, and related services (except noncommercial research organizations)	104	35 919	17 705	3 927	786
871	Engineering, architectural, and surveying services	39	23 522	12 565	2 889	455
872	Accounting, auditing, and bookkeeping services	31	3 929	1 384	188	69
873 ex. 8733	Research, development, and testing services (except noncommercial research organizations)	4	1 974	1 075	274	115
874	Management and public relations services	30	6 494	2 681	576	147
89	Services, n.e.c.	4	(D)	(D)	(D)	BB

Table 6. **Summary Statistics for Firms Subject to Federal Income Tax for Counties With 350 Establishments or More: 1992 — Con.**

[Includes only establishments with payroll. For meaning of abbreviations and symbols, see introductory text. For explanation of terms and comparability of 1987 and 1992 censuses, see appendix A. For information on geographic areas followed by ▲, see appendix F]

SIC code	Geographic area and kind of business or operation	Establishments (number)	Receipts (\$1,000)	Annual payroll (\$1,000)	First-quarter payroll (\$1,000)	Paid employees for pay period including March 12 (number)
SALT LAKE COUNTY						
	Total	6 104	4 454 645	1 598 469	353 020	77 444
70 ex. 704	Hotels, rooming houses, camps, and other lodging places (except membership lodging)	73	(D)	(D)	(D)	II
7011	Hotels and motels	66	196 149	53 353	14 380	5 533
7011 pt.	Hotels	37	182 548	50 991	13 859	5 194
7011 pt.	Hotels, 25 guestrooms or more	35	(D)	(D)	(D)	II
7011 pt.	Hotels, less than 25 guestrooms	2	(D)	(D)	(D)	AA
7011 pt.	Motels, motor hotels, and tourist courts	29	13 601	2 362	521	339
7011 pt.	Motels, tourist courts	28	(D)	(D)	(D)	EE
7011 pt.	Motor hotels	1	(D)	(D)	(D)	BB
702, 3	Other lodging places	7	(D)	(D)	(D)	CC
702	Rooming and boarding houses	3	(D)	(D)	(D)	CC
703	Camps and recreational vehicle parks	4	(D)	(D)	(D)	AA
72	Personal services	460	121 041	39 421	9 042	3 841
721	Laundry, cleaning, and garment services	155	57 657	18 004	4 115	1 583
7211	Power laundries, family and commercial*	4	(D)	(D)	(D)	BB
7213	Linen supply*	1	(D)	(D)	(D)	CC
7215	Coin-operated laundries and drycleaning	29	6 867	1 324	295	138
7216	Drycleaning plants, except rug cleaning*	69	16 089	4 896	1 085	583
7217	Carpet and upholstery cleaning	29	4 425	1 347	270	151
7218	Industrial laundrers*	8	(D)	(D)	(D)	EE
7212, 9	Other laundry, cleaning, and garment services*	15	(D)	(D)	(D)	BB
7212	Garment pressing, and agents for laundries and drycleaners	5	477	123	26	14
7219	Laundry and garment services, n.e.c.*	10	(D)	(D)	(D)	BB
722	Photographic studios, portrait	31	7 589	1 867	410	188
723, 4	Beauty and barber shops	155	18 666	7 673	1 753	859
723	Beauty shops	151	18 318	7 492	1 714	838
724	Barber shops	4	348	181	39	21
725	Shoe repair shops and shoeshine parlors	13	(D)	(D)	(D)	BB
726	Funeral service and crematories	17	13 577	3 912	861	164
729	Miscellaneous personal services	89	(D)	(D)	(D)	GG
7291	Tax return preparation services	11	(D)	(D)	(D)	EE
7299	Miscellaneous personal services, n.e.c.	78	(D)	(D)	(D)	FF
73	Business services	1 161	1 360 365	436 826	99 155	26 504
731	Advertising	91	58 731	26 200	6 312	760
7311	Advertising agencies	72	48 386	24 113	5 829	659
7312	Outdoor advertising services	6	(D)	(D)	(D)	BB
7313	Radio, television, publishers' advertising representatives	7	(D)	(D)	(D)	AA
7319	Advertising, n.e.c.	6	(D)	(D)	(D)	BB
732	Consumer credit reporting agencies, mercantile reporting agencies, and adjustment and collection agencies	45	27 746	9 844	2 266	539
7322	Adjustment and collection services	34	(D)	(D)	(D)	EE
7323	Credit reporting services	11	(D)	(D)	(D)	CC
733	Mailing, reproduction, commercial art and photography, and stenographic services	148	58 044	15 882	3 605	928
7331	Direct mail advertising services	20	(D)	(D)	(D)	CC
7334	Photocopying and duplicating services	33	17 445	4 867	1 134	381
7335, 6	Commercial photography, art, and graphics	62	16 386	3 957	882	210
7335	Commercial photography	21	(D)	(D)	(D)	BB
7336	Commercial art and graphic design	41	(D)	(D)	(D)	CC
7338	Secretarial and court reporting services	33	(D)	(D)	(D)	CC
734	Services to dwellings and other buildings	195	48 190	21 516	5 033	2 691
7342	Disinfecting and pest control services	12	(D)	(D)	(D)	BB
7349	Building cleaning and maintenance services, n.e.c.	183	(D)	(D)	(D)	HH
735	Miscellaneous equipment rental and leasing	69	286 392	21 973	5 491	1 036
7352	Medical equipment rental and leasing	9	15 596	1 405	372	79
7353	Heavy construction equipment rental and leasing	11	(D)	(D)	(D)	CC
7359	Equipment rental and leasing, n.e.c.	49	(D)	(D)	(D)	FF
736	Personnel supply services	118	251 821	138 444	28 996	11 943
7361	Employment agencies	32	(D)	(D)	(D)	CC
7363	Help supply services	86	(D)	(D)	(D)	JJ
7363 pt.	Temporary help supply	54	(D)	(D)	(D)	II
7363 pt.	Help supply, except temporary	32	(D)	(D)	(D)	HH
737	Computer programming, data processing, and other computer related services	250	415 011	131 268	30 820	3 769
7371, 2, 3	Computer programming, prepackaged software, and integrated systems	155	(D)	(D)	(D)	HH
7371	Computer programming services	84	(D)	(D)	(D)	GG
7372	Prepackaged software	46	(D)	(D)	(D)	FF
7373	Computer integrated systems	25	(D)	(D)	(D)	FF
7374, 5, 6	Data processing services	39	59 693	15 758	3 689	868
7374, 5	Computer processing, information retrieval	38	(D)	(D)	(D)	FF
7376	Computer facilities management services	1	(D)	(D)	(D)	AA
7377, 8, 9	Computer rental and leasing, maintenance, and related services, n.e.c.	56	(D)	(D)	(D)	EE
7377	Computer rental and leasing	3	(D)	(D)	(D)	AA
7378	Computer maintenance and repair	23	(D)	(D)	(D)	CC
7379	Computer related services, n.e.c.	20	(D)	(D)	(D)	CC

Table 6. Summary Statistics for Firms Subject to Federal Income Tax for Counties With 350 Establishments or More: 1992 — Con.

[Includes only establishments with payroll. For meaning of abbreviations and symbols, see introductory text. For explanation of terms and comparability of 1987 and 1992 censuses, see appendix A. For information on geographic areas followed by ▲, see appendix F]

SIC code	Geographic area and kind of business or operation	Establishments (number)	Receipts (\$1,000)	Annual payroll (\$1,000)	First-quarter payroll (\$1,000)	Paid employees for pay period including March 12 (number)
SALT LAKE COUNTY — Con.						
80	Health services	1 508	1 075 891	448 435	95 591	16 855
801	Offices and clinics of doctors of medicine	648	480 093	230 777	45 560	5 006
8011 pt.	Offices of doctors of medicine	631	(D)	(D)	(D)	HH
8011 pt.	General medical clinics	17	(D)	(D)	(D)	GG
802	Offices and clinics of dentists	462	129 073	44 471	9 355	2 154
803	Offices and clinics of doctors of osteopathy	3	(D)	(D)	(D)	AA
804	Offices and clinics of other health practitioners	199	47 044	16 866	3 726	933
8041	Offices and clinics of chiropractors	60	11 931	2 742	564	196
8042	Offices and clinics of optometrists	33	9 232	2 360	527	143
8043	Offices and clinics of podiatrists	23	5 049	1 728	382	93
8049	Offices and clinics of health practitioners, n.e.c.	83	20 832	10 036	2 253	501
805	Nursing and personal care facilities	42	75 389	35 228	7 810	2 844
8051	Skilled nursing care facilities	22	62 348	28 705	6 318	2 211
8052	Intermediate care facilities	18	(D)	(D)	(D)	EE
8059	Nursing and personal care facilities, n.e.c.	2	(D)	(D)	(D)	CC
806	Hospitals	8	178 551	57 729	14 494	2 589
8062	General medical and surgical hospitals	2	(D)	(D)	(D)	GG
8063, 9	Specialty hospitals	6	(D)	(D)	(D)	FF
807, 8, 9	Other health services	146	(D)	(D)	(D)	HH
807	Medical and dental laboratories	73	84 753	30 458	7 266	1 276
8071	Medical laboratories	29	70 930	25 090	5 959	979
8072	Dental laboratories	44	13 823	5 368	1 307	297
808	Home health care services	29	(D)	(D)	(D)	GG
809	Miscellaneous health and allied services, n.e.c.	44	40 451	14 312	3 177	645
8092	Kidney dialysis centers	—	—	—	—	—
8093	Specialty outpatient facilities, n.e.c.	25	22 617	10 158	2 232	437
8099	Health and allied services, n.e.c.	19	17 834	4 154	945	208
81	Legal services	455	341 329	180 905	37 154	3 656
823, 4, 9	Selected educational services	85	(D)	(D)	(D)	FF
823	Libraries	—	—	—	—	—
824	Vocational schools	27	(D)	(D)	(D)	CC
829	Schools and educational services, n.e.c.	58	(D)	(D)	(D)	FF
83	Social services	182	35 417	14 658	3 431	1 647
835	Child day care services	121	18 871	7 954	1 874	1 172
832, 3, 6, 9	Other social services	61	16 546	6 704	1 557	475
87 ex. 8733	Engineering, accounting, research, management, and related services (except noncommercial research organizations)	965	575 320	239 262	50 024	7 554
871	Engineering, architectural, and surveying services	290	265 047	109 180	23 615	3 170
8711	Engineering services	185	215 498	90 537	19 534	2 471
8712	Architectural services	88	44 572	16 378	3 624	603
8713	Surveying services	17	4 977	2 265	457	96
872	Accounting, auditing, and bookkeeping services	328	108 725	46 611	9 740	1 806
873 ex. 8733	Research, development, and testing services (except noncommercial research organizations)	70	75 719	33 037	6 920	1 281
8731	Commercial physical and biological research	23	(D)	(D)	(D)	EE
8732	Commercial economic, sociological, and educational research	15	(D)	(D)	(D)	CC
8734	Testing laboratories	32	38 965	15 425	3 428	596
874	Management and public relations services	277	125 829	50 434	9 749	1 297
8741	Management services	82	40 156	16 822	3 086	416
8742	Management consulting services	144	71 809	28 998	5 814	705
8743	Public relations services	10	(D)	(D)	(D)	BB
8744	Facilities support management services	5	(D)	(D)	(D)	BB
8748	Business consulting services, n.e.c.	36	10 730	3 166	542	109
89	Services, n.e.c.	52	(D)	(D)	(D)	EE
UTAH COUNTY (Coextensive with Provo–Orem, UT MSA; see table 7a.)						
WASHINGTON COUNTY						
	Total	373	134 460	42 331	9 119	3 078
70 ex. 704	Hotels, rooming houses, camps, and other lodging places (except membership lodging)	55	29 317	6 902	1 307	848
7011	Hotels and motels	45	26 629	6 495	1 232	808
7011 pt.	Hotels	17	17 040	4 181	825	454
7011 pt.	Motels, motor hotels, and tourist courts	28	9 589	2 314	407	354
702, 3	Other lodging places	10	2 688	407	75	40

Table 6. Summary Statistics for Firms Subject to Federal Income Tax for Counties With 350 Establishments or More: 1992 — Con.

[Includes only establishments with payroll. For meaning of abbreviations and symbols, see introductory text. For explanation of terms and comparability of 1987 and 1992 censuses, see appendix A. For information on geographic areas followed by ▲, see appendix F.]

SIC code	Geographic area and kind of business or operation	Establishments (number)	Receipts (\$1,000)	Annual payroll (\$1,000)	First-quarter payroll (\$1,000)	Paid employees for pay period including March 12 (number)
WASHINGTON COUNTY — Con.						
72	Personal services -----	27	4 108	962	277	117
721	Laundry, cleaning, and garment services -----	6	976	252	83	31
7211	Power laundries, family and commercial* -----	—	—	—	—	—
7213	Linen supply* -----	—	—	—	—	—
7215	Coin-operated laundries and drycleaning -----	1	(D)	(D)	(D)	AA
7216	Drycleaning plants, except rug cleaning* -----	2	(D)	(D)	(D)	AA
7217	Carpet and upholstery cleaning -----	2	(D)	(D)	(D)	AA
7218	Industrial launderers* -----	1	(D)	(D)	(D)	AA
7212, 9	Other laundry, cleaning, and garment services* -----	—	—	—	—	—
722	Photographic studios, portrait -----	4	532	156	36	29
723, 4	Beauty and barber shops -----	9	824	279	75	34
723	Beauty shops -----	9	824	279	75	34
724	Barber shops -----	—	—	—	—	—
725	Shoe repair shops and shoeshine parlors -----	—	—	—	—	—
726	Funeral service and crematories -----	3	(D)	(D)	(D)	AA
729	Miscellaneous personal services -----	5	(D)	(D)	(D)	AA
73	Business services -----	35	10 554	3 897	810	343
731	Advertising -----	2	(D)	(D)	(D)	AA
732	Consumer credit reporting agencies, mercantile reporting agencies, and adjustment and collection agencies -----	1	(D)	(D)	(D)	AA
733	Mailing, reproduction, commercial art and photography, and stenographic services -----	2	(D)	(D)	(D)	AA
734	Services to dwellings and other buildings -----	7	1 775	1 015	224	145
735	Miscellaneous equipment rental and leasing -----	6	2 214	650	138	30
736	Personnel supply services -----	3	926	784	70	41
737	Computer programming, data processing, and other computer related services -----	5	(D)	(D)	(D)	BB
7371, 2, 3	Computer programming, prepackaged software, and integrated systems -----	2	(D)	(D)	(D)	BB
7374, 5, 6	Data processing services -----	2	(D)	(D)	(D)	BB
7377, 8, 9	Computer rental and leasing, maintenance, and related services, n.e.c. -----	1	(D)	(D)	(D)	AA
738	Miscellaneous business services -----	9	1 921	508	104	42
75	Automotive repair, services, and parking -----	38	9 018	2 062	508	151
751	Automotive rental and leasing, without drivers -----	3	(D)	(D)	(D)	AA
752	Automobile parking -----	—	—	—	—	—
753	Automotive repair shops -----	28	7 341	1 825	434	104
7532	Top, body, and upholstery repair shops and paint shops -----	5	1 147	274	64	18
7538	General automotive repair shops -----	17	4 880	1 220	297	69
7533, 4, 6, 7, 9	Other automotive repair shops -----	6	1 314	331	73	17
754	Automotive services, except repair -----	7	(D)	(D)	(D)	BB
76	Miscellaneous repair services -----	12	(D)	(D)	(D)	BB
762	Electrical repair shops -----	8	1 751	310	87	21
7622	Radio and television repair shops -----	3	(D)	(D)	(D)	AA
7623, 9	Other electrical and electronic repair shops -----	5	(D)	(D)	(D)	AA
763	Watch, clock, and jewelry repair -----	—	—	—	—	—
764	Reupholstery and furniture repair -----	—	—	—	—	—
769	Miscellaneous repair and related services -----	4	(D)	(D)	(D)	AA
78, 79, 84	Amusement and recreation services, including motion pictures and museums -----	30	12 347	2 950	559	298
781, 2	Motion picture production, distribution, and services -----	—	—	—	—	—
783	Motion picture theaters -----	4	(D)	(D)	(D)	BB
784	Video tape rental -----	6	(D)	(D)	(D)	BB
792	Theatrical producers (except motion picture), bands, orchestras, and entertainers -----	—	—	—	—	—
793	Bowling centers -----	—	—	—	—	—
79 ex. 792, 3, 84	Commercial sports and other amusement and recreation services, including museums -----	20	10 191	2 589	475	249
80	Health services -----	112	47 067	17 555	3 814	859
801	Offices and clinics of doctors of medicine -----	40	19 416	8 429	1 895	191
802	Offices and clinics of dentists -----	29	7 737	1 557	325	129
803	Offices and clinics of doctors of osteopathy -----	1	(D)	(D)	(D)	AA
804	Offices and clinics of other health practitioners -----	23	5 338	1 598	326	91
805	Nursing and personal care facilities -----	4	6 644	2 399	520	203
806	Hospitals -----	—	—	—	—	—
807, 8, 9	Other health services -----	15	(D)	(D)	(D)	CC
81	Legal services -----	12	4 557	1 737	443	76
823, 4, 9	Selected educational services -----	—	—	—	—	—
83	Social services -----	15	4 417	1 824	350	190
835	Child day care services -----	9	(D)	(D)	(D)	BB
832, 3, 6, 9	Other social services -----	6	(D)	(D)	(D)	CC

Table 6. Summary Statistics for Firms Subject to Federal Income Tax for Counties With 350 Establishments or More: 1992 — Con.

[Includes only establishments with payroll. For meaning of abbreviations and symbols, see introductory text. For explanation of terms and comparability of 1987 and 1992 censuses, see appendix A. For information on geographic areas followed by ▲, see appendix F]

SIC code	Geographic area and kind of business or operation	Establishments (number)	Receipts (\$1,000)	Annual payroll (\$1,000)	First-quarter payroll (\$1,000)	Paid employees for pay period including March 12 (number)
WASHINGTON COUNTY — Con.						
87 ex. 8733	Engineering, accounting, research, management, and related services (except noncommercial research organizations) -----	35	10 099	3 844	910	164
871	Engineering, architectural, and surveying services -----	17	6 203	2 648	599	87
872	Accounting, auditing, and bookkeeping services -----	14	(D)	(D)	(D)	BB
873 ex. 8733	Research, development, and testing services (except noncommercial research organizations) -----	2	(D)	(D)	(D)	AA
874	Management and public relations services -----	2	(D)	(D)	(D)	AA
89	Services, n.e.c. -----	2	(D)	(D)	(D)	AA
WEBER COUNTY						
Total -----		975	409 981	162 143	35 445	10 927
70 ex. 704	Hotels, rooming houses, camps, and other lodging places (except membership lodging) -----	22	(D)	(D)	(D)	FF
7011	Hotels and motels -----	20	27 152	7 424	1 866	901
7011 pt.	Hotels -----	8	(D)	(D)	(D)	FF
7011 pt.	Motels, motor hotels, and tourist courts -----	12	(D)	(D)	(D)	CC
702, 3	Other lodging places -----	2	(D)	(D)	(D)	AA
72	Personal services -----	109	24 891	8 758	2 060	826
721	Laundry, cleaning, and garment services -----	33	9 511	3 331	807	312
7211	Power laundries, family and commercial* -----	2	—	—	—	—
7213	Linen supply* -----	2	(D)	(D)	(D)	CC
7215	Coin-operated laundries and drycleaning -----	2	(D)	(D)	(D)	AA
7216	Drycleaning plants, except rug cleaning* -----	15	2 575	879	211	130
7217	Carpet and upholstery cleaning -----	6	(D)	(D)	(D)	AA
7218	Industrial laundries* -----	1	(D)	(D)	(D)	AA
7212, 9	Other laundry, cleaning, and garment services* -----	7	(D)	(D)	(D)	BB
722	Photographic studios, portrait -----	13	3 702	1 057	209	77
723, 4	Beauty and barber shops -----	44	4 346	1 778	429	236
723	Beauty shops -----	43	(D)	(D)	(D)	CC
724	Barber shops -----	1	(D)	(D)	(D)	AA
725	Shoe repair shops and shoeshine parlors -----	1	(D)	(D)	(D)	AA
726	Funeral service and crematories -----	7	(D)	(D)	(D)	BB
729	Miscellaneous personal services -----	11	(D)	(D)	(D)	CC
73	Business services -----	123	92 152	43 615	9 444	3 842
731	Advertising -----	5	(D)	(D)	(D)	BB
732	Consumer credit reporting agencies, mercantile reporting agencies, and adjustment and collection agencies -----	12	(D)	(D)	(D)	CC
733	Mailing, reproduction, commercial art and photography, and stenographic services -----	8	1 473	447	92	40
734	Services to dwellings and other buildings -----	31	9 993	5 362	1 563	554
735	Miscellaneous equipment rental and leasing -----	18	8 785	2 457	481	101
736	Personnel supply services -----	7	(D)	(D)	(D)	FF
737	Computer programming, data processing, and other computer related services -----	16	5 759	2 507	670	80
7371, 2, 3	Computer programming, prepackaged software, and integrated systems -----	6	(D)	(D)	(D)	BB
7374, 5, 6	Data processing services -----	5	1 833	1 001	298	31
7377, 8, 9	Computer rental and leasing, maintenance, and related services, n.e.c. -----	5	(D)	(D)	(D)	AA
738	Miscellaneous business services -----	26	(D)	(D)	(D)	GG
75	Automotive repair, services, and parking -----	127	34 743	8 754	2 075	574
751	Automotive rental and leasing, without drivers -----	13	4 187	750	198	55
752	Automobile parking -----	—	—	—	—	—
753	Automotive repair shops -----	90	25 465	6 550	1 536	377
7532	Top, body, and upholstery repair shops and paint shops -----	26	7 740	2 092	524	119
7538	General automotive repair shops -----	46	11 082	2 720	615	176
7533, 4, 6, 7, 9	Other automotive repair shops -----	18	6 643	1 738	397	82
754	Automotive services, except repair -----	24	5 091	1 454	341	142
76	Miscellaneous repair services -----	38	7 864	2 397	648	175
762	Electrical repair shops -----	14	3 052	1 190	339	91
7622	Radio and television repair shops -----	5	(D)	(D)	(D)	BB
7623, 9	Other electrical and electronic repair shops -----	9	(D)	(D)	(D)	BB
763	Watch, clock, and jewelry repair -----	1	(D)	(D)	(D)	AA
764	Reupholstery and furniture repair -----	2	(D)	(D)	(D)	AA
769	Miscellaneous repair and related services -----	21	(D)	(D)	(D)	BB
78, 79, 84	Amusement and recreation services, including motion pictures and museums -----	72	28 440	8 063	1 776	1 011
781, 2	Motion picture production, distribution, and services -----	3	(D)	(D)	(D)	BB
783	Motion picture theaters -----	9	3 984	566	132	76
784	Video tape rental -----	12	3 680	679	169	94
792	Theatrical producers (except motion picture), bands, orchestras, and entertainers -----	1	(D)	(D)	(D)	AA
793	Bowling centers -----	5	(D)	(D)	(D)	CC
79 ex. 792, 3, 84	Commercial sports and other amusement and recreation services, including museums -----	42	11 988	3 850	818	642

Table 6. Summary Statistics for Firms Subject to Federal Income Tax for Counties With 350 Establishments or More: 1992 — Con.

[Includes only establishments with payroll. For meaning of abbreviations and symbols, see introductory text. For explanation of terms and comparability of 1987 and 1992 censuses, see appendix A. For information on geographic areas followed by ▲, see appendix F]

SIC code	Geographic area and kind of business or operation	Establishments (number)	Receipts (\$1,000)	Annual payroll (\$1,000)	First-quarter payroll (\$1,000)	Paid employees for pay period including March 12 (number)
WEBER COUNTY—Con.						
80	Health services	317	150 348	64 780	13 739	2 547
801	Offices and clinics of doctors of medicine	137	85 515	40 757	8 232	964
802	Offices and clinics of dentists	113	27 604	9 772	2 104	556
803	Offices and clinics of doctors of osteopathy	—	—	—	—	—
804	Offices and clinics of other health practitioners	43	8 300	2 208	568	145
805	Nursing and personal care facilities	10	23 221	10 930	2 591	806
806	Hospitals	—	—	—	—	—
807, 8, 9	Other health services	14	5 708	1 113	244	76
81	Legal services	49	9 203	3 299	736	142
823, 4, 9	Selected educational services	7	(D)	(D)	(D)	BB
83	Social services	20	(D)	(D)	(D)	EE
835	Child day care services	14	(D)	(D)	(D)	CC
832, 3, 6, 9	Other social services	6	(D)	(D)	(D)	CC
87 ex. 8733	Engineering, accounting, research, management, and related services (except noncommercial research organizations)	90	28 947	13 061	2 644	602
871	Engineering, architectural, and surveying services	29	13 238	6 009	1 221	183
872	Accounting, auditing, and bookkeeping services	38	8 354	3 319	753	174
873 ex. 8733	Research, development, and testing services (except noncommercial research organizations)	9	3 743	1 931	356	169
874	Management and public relations services	14	3 612	1 802	314	76
89	Services, n.e.c.	1	(D)	(D)	(D)	AA

Table 7a. Summary Statistics for Firms Subject to Federal Income Tax for Metropolitan Areas: 1992

[Includes only establishments with payroll. For meaning of abbreviations and symbols, see introductory text. For explanation of terms and comparability of 1987 and 1992 censuses, see appendix A. For definitions of CMSA's, MSA's, and PMSA's, see appendix D]

SIC code	Geographic area and kind of business or operation	Establishments (number)	Receipts (\$1,000)	Annual payroll (\$1,000)	First-quarter payroll (\$1,000)	Paid employees for pay period including March 12 (number)
PROVO-OREM, UT MSA						
	Total	1 581	1 416 497	501 218	108 207	23 312
70 ex. 704	Hotels, rooming houses, camps, and other lodging places (except membership lodging)	27	(D)	(D)	(D)	FF
7011	Hotels and motels	23	24 513	7 566	1 454	610
7011 pt.	Hotels	11	14 163	4 733	1 158	477
7011 pt.	Motels, motor hotels, and tourist courts	12	10 350	2 833	296	133
702, 3	Other lodging places	4	(D)	(D)	(D)	BB
72	Personal services	145	25 650	8 284	1 976	1 116
721	Laundry, cleaning, and garment services	38	7 014	2 519	541	360
7211	Power laundries, family and commercial*	1	(D)	(D)	(D)	AA
7213	Linen supply*	—	—	—	—	—
7215	Coin-operated laundries and drycleaning	2	(D)	(D)	(D)	AA
7216	Drycleaning plants, except rug cleaning	16	3 004	1 128	267	180
7217	Carpet and upholstery cleaning	10	2 062	573	107	84
7218	Industrial launderers*	1	(D)	(D)	(D)	AA
7212, 9	Other laundry, cleaning, and garment services*	8	(D)	(D)	(D)	BB
722	Photographic studios, portrait	16	4 132	951	198	103
723, 4	Beauty and barber shops	52	6 189	2 593	576	311
723	Beauty shops	51	(D)	(D)	(D)	EE
724	Barber shops	1	(D)	(D)	(D)	AA
725	Shoe repair shops and shoeshine parlors	6	(D)	(D)	(D)	AA
726	Funeral service and crematories	11	3 356	868	207	48
729	Miscellaneous personal services	22	(D)	(D)	(D)	EE

Table 7a. Summary Statistics for Firms Subject to Federal Income Tax for Metropolitan Areas: 1992—Con.

[Includes only establishments with payroll. For meaning of abbreviations and symbols, see introductory text. For explanation of terms and comparability of 1987 and 1992 censuses, see appendix A. For definitions of CMSA's, MSA's, and PMSA's, see appendix D]

SIC code	Geographic area and kind of business or operation	Establishments (number)	Receipts (\$1,000)	Annual payroll (\$1,000)	First-quarter payroll (\$1,000)	Paid employees for pay period including March 12 (number)
	PROVO-OREM, UT MSA—Con.					
73	Business services	280	843 325	292 906	64 296	11 710
731	Advertising	11	14 755	1 979	404	123
732	Consumer credit reporting agencies, mercantile reporting agencies, and adjustment and collection agencies	11	3 275	1 197	259	84
733	Mailing, reproduction, commercial art and photography, and stenographic services	32	16 997	4 668	1 043	354
734	Services to dwellings and other buildings	48	10 192	3 700	787	619
735	Miscellaneous equipment rental and leasing	14	4 509	966	198	46
736	Personnel supply services	17	55 886	43 742	8 074	3 165
737	Computer programming, data processing, and other computer related services	98	711 631	227 493	51 192	6 765
7371, 2, 3	Computer programming, prepackaged software, and integrated systems	77	686 195	217 304	49 040	6 196
7374, 5, 6	Data processing services	9	(D)	(D)	(D)	FF
7377, 8, 9	Computer rental and leasing, maintenance, and related services, n.e.c.	12	(D)	(D)	(D)	BB
738	Miscellaneous business services	49	26 080	9 161	2 339	554
75	Automotive repair, services, and parking	171	51 129	12 480	2 859	836
751	Automotive rental and leasing, without drivers	8	(D)	(D)	(D)	BB
752	Automobile parking	1	(D)	(D)	(D)	AA
753	Automotive repair shops	137	38 386	8 469	1 969	506
7532	Top, body, and upholstery repair shops and paint shops	29	9 103	2 323	566	134
7538	General automotive repair shops	79	21 093	3 978	903	258
7533, 4, 6, 7, 9	Other automotive repair shops	29	8 190	2 168	500	114
754	Automotive services, except repair	25	8 697	3 292	710	300
76	Miscellaneous repair services	53	18 215	4 313	934	305
762	Electrical repair shops	19	4 801	1 300	292	92
7622	Radio and television repair shops	7	629	195	55	12
7623, 9	Other electrical and electronic repair shops	12	4 172	1 105	237	80
763	Watch, clock, and jewelry repair	—	—	—	—	—
764	Reupholstery and furniture repair	6	1 332	322	46	26
769	Miscellaneous repair and related services	28	12 082	2 691	596	187
78, 79, 84	Amusement and recreation services, including motion pictures and museums	108	49 769	10 343	2 777	1 501
781, 2	Motion picture production, distribution, and services	24	23 201	4 619	1 074	228
783	Motion picture theaters	12	5 903	664	143	121
784	Video tape rental	23	5 277	1 240	330	216
792	Theatrical producers (except motion picture), bands, orchestras, and entertainers	6	625	146	34	45
793	Bowling centers	6	1 378	352	87	82
79 ex. 792, 3; 84	Commercial sports and other amusement and recreation services, including museums	37	13 385	3 322	1 109	809
80	Health services	458	245 866	102 994	20 256	4 362
801	Offices and clinics of doctors of medicine	189	119 246	57 826	10 085	1 362
802	Offices and clinics of dentists	133	39 190	13 420	2 671	701
803	Offices and clinics of doctors of osteopathy	4	(D)	(D)	(D)	BB
804	Offices and clinics of other health practitioners	65	14 792	4 928	1 208	280
805	Nursing and personal care facilities	29	24 821	11 267	2 606	1 155
806	Hospitals	2	(D)	(D)	(D)	FF
807, 8, 9	Other health services	36	(D)	(D)	(D)	EE
81	Legal services	64	15 581	6 584	1 066	254
823, 4, 9	Selected educational services	17	5 456	675	144	53
83	Social services	49	24 209	9 595	2 164	689
835	Child day care services	24	2 978	1 320	331	229
832, 3, 6, 9	Other social services	25	21 231	8 275	1 833	460
87 ex. 8733	Engineering, accounting, research, management, and related services (except noncommercial research organizations)	196	106 895	42 816	10 029	1 767
871	Engineering, architectural, and surveying services	62	26 628	11 472	2 458	375
872	Accounting, auditing, and bookkeeping services	64	14 399	6 021	1 364	358
873 ex. 8733	Research, development, and testing services (except noncommercial research organizations)	19	9 504	4 429	964	453
874	Management and public relations services	51	56 364	20 894	5 243	581
89	Services, n.e.c.	13	(D)	(D)	(D)	BB

Table 7a. Summary Statistics for Firms Subject to Federal Income Tax for Metropolitan Areas: 1992 — Con.

[Includes only establishments with payroll. For meaning of abbreviations and symbols, see introductory text. For explanation of terms and comparability of 1987 and 1992 censuses, see appendix A. For definitions of CMSA's, MSA's, and PMSA's, see appendix D]

SIC code	Geographic area and kind of business or operation	Establishments (number)	Receipts (\$1,000)	Annual payroll (\$1,000)	First-quarter payroll (\$1,000)	Paid employees for pay period including March 12 (number)
SALT LAKE CITY—OGDEN, UT MSA						
	Total	7 888	5 306 557	1 925 374	424 495	96 845
70 ex. 704	Hotels, rooming houses, camps, and other lodging places (except membership lodging)	105	231 766	62 572	16 599	6 705
7011	Hotels and motels	93	228 218	61 540	16 427	6 535
7011 pt.	Hotels	46	204 274	57 183	15 541	5 955
7011 pt.	Hotels, 25 guestrooms or more	43	203 937	57 062	15 514	5 939
7011 pt.	Hotels, less than 25 guestrooms	3	337	121	27	16
7011 pt.	Motels, motor hotels, and tourist courts	47	23 944	4 357	886	580
7011 pt.	Motels, tourist courts	45	(D)	(D)	(D)	FF
7011 pt.	Motor hotels	2	(D)	(D)	(D)	BB
702, 3	Other lodging places	12	3 548	1 032	172	170
702	Rooming and boarding houses	3	(D)	(D)	(D)	CC
703	Camps and recreational vehicle parks	9	(D)	(D)	(D)	BB
72	Personal services	645	158 381	52 206	12 079	5 146
721	Laundry, cleaning, and garment services	213	71 135	22 636	5 214	2 061
7211	Power laundries, family and commercial*	4	(D)	(D)	(D)	BB
7213	Linen supply*	3	(D)	(D)	(D)	EE
7215	Coin-operated laundries and drycleaning	36	7 615	1 478	335	174
7216	Drycleaning plants, except rug cleaning*	93	20 873	6 638	1 498	811
7217	Carpet and upholstery cleaning	44	5 900	1 730	336	200
7218	Industrial laundries*	9	19 675	7 042	1 657	429
7212, 9	Other laundry, cleaning, and garment services*	24	(D)	(D)	(D)	CC
7212	Garment pressing, and agents for laundries and drycleaners	8	(D)	(D)	(D)	BB
7219	Laundry and garment services, n.e.c.*	16	(D)	(D)	(D)	BB
722	Photographic studios, portrait	50	12 752	3 465	749	331
723, 4	Beauty and barber shops	223	25 769	10 621	2 462	1 237
723	Beauty shops	217	(D)	(D)	(D)	GG
724	Barber shops	6	(D)	(D)	(D)	BB
725	Shoe repair shops and shoeshine parlors	15	2 012	654	147	45
726	Funeral service and crematories	30	20 482	6 316	1 384	263
729	Miscellaneous personal services	114	26 231	8 514	2 123	1 209
7291	Tax return preparation services	15	5 580	1 776	648	406
7299	Miscellaneous personal services, n.e.c.	99	20 651	6 738	1 475	803
73	Business services	1 408	1 555 135	522 711	118 249	32 249
731	Advertising	97	62 421	27 332	6 616	816
7311	Advertising agencies	77	(D)	(D)	(D)	FF
7312	Outdoor advertising services	7	(D)	(D)	(D)	BB
7313	Radio, television, publishers' advertising representatives	7	(D)	(D)	(D)	AA
7319	Advertising, n.e.c.	6	(D)	(D)	(D)	BB
732	Consumer credit reporting agencies, mercantile reporting agencies, and adjustment and collection agencies	60	35 324	13 049	3 024	726
7322	Adjustment and collection services	48	19 033	7 786	1 758	477
7323	Credit reporting services	12	16 291	5 263	1 266	249
733	Mailing, reproduction, commercial art and photography, and stenographic services	171	61 645	17 072	3 876	1 037
7331	Direct mail advertising services	23	18 086	4 831	1 157	242
7334	Photocopying and duplicating services	41	18 950	5 377	1 240	427
7335, 6	Commercial photography, art, and graphics	70	17 150	4 100	910	229
7335	Commercial photography	22	6 814	1 311	286	75
7336	Commercial art and graphic design	48	10 336	2 789	624	154
7338	Secretarial and court reporting services	37	7 459	2 764	569	139
734	Services to dwellings and other buildings	258	63 727	29 337	7 118	3 617
7342	Disinfecting and pest control services	13	4 357	1 398	284	62
7349	Building cleaning and maintenance services, n.e.c.	245	59 370	27 939	6 834	3 555
735	Miscellaneous equipment rental and leasing	95	303 426	25 811	6 265	1 199
7352	Medical equipment rental and leasing	15	(D)	(D)	(D)	CC
7353	Heavy construction equipment rental and leasing	14	(D)	(D)	(D)	CC
7359	Equipment rental and leasing, n.e.c.	66	(D)	(D)	(D)	FF
736	Personnel supply services	134	270 624	153 902	32 019	13 169
7361	Employment agencies	37	7 559	3 533	720	176
7363	Help supply services	97	263 065	150 369	31 299	12 993
7363 pt.	Temporary help supply	62	195 029	94 642	19 980	9 207
7363 pt.	Help supply, except temporary	35	68 036	55 727	11 319	3 786
737	Computer programming, data processing, and other computer related services	295	489 099	160 736	37 830	4 546
7371, 2, 3	Computer programming, prepackaged software, and integrated systems	179	339 329	114 926	26 938	2 803
7371	Computer programming services	101	(D)	(D)	(D)	GG
7372	Prepackaged software	50	(D)	(D)	(D)	FF
7373	Computer integrated systems	28	(D)	(D)	(D)	FF
7374, 5, 6	Data processing services	47	61 942	16 827	4 002	903
7374, 5	Computer processing, information retrieval	45	(D)	(D)	(D)	FF
7376	Computer facilities management services	2	(D)	(D)	(D)	AA
7377, 8, 9	Computer rental and leasing, maintenance, and related services, n.e.c.	69	87 828	28 983	6 890	840
7377	Computer rental and leasing	3	(D)	(D)	(D)	AA
7378	Computer maintenance and repair	29	61 794	21 015	5 204	557
7379	Computer related services, n.e.c.	37	(D)	(D)	(D)	EE

SERVICE INDUSTRIES—GEOGRAPHIC AREA SERIES

Table 7a. Summary Statistics for Firms Subject to Federal Income Tax for Metropolitan Areas: 1992 — Con.

[Includes only establishments with payroll. For meaning of abbreviations and symbols, see introductory text. For explanation of terms and comparability of 1987 and 1992 censuses, see appendix A. For definitions of CMSA's, MSA's, and PMSA's, see appendix D]

SIC code	Geographic area and kind of business or operation	Establishments (number)	Receipts (\$1,000)	Annual payroll (\$1,000)	First-quarter payroll (\$1,000)	Paid employees for pay period including March 12 (number)
SALT LAKE CITY—OGDEN, UT MSA —Con.						
73	Business services—Con.					
738	Miscellaneous business services	298	268 869	95 472	21 501	7 139
7381, 2	Detective agencies and protective services	47	41 726	22 067	5 048	1 731
7381	Detective, guard, and armored car services	33	(D)	(D)	(D)	GG
7382	Security systems services	14	(D)	(D)	(D)	CC
7383	News syndicates	3	(D)	(D)	(D)	BB
7384	Photofinishing laboratories*	29	25 333	5 941	1 448	362
7389	Business services, n.e.c.	219	(D)	(D)	(D)	II
7389 pt.	Sign painting shops	13	(D)	(D)	(D)	BB
7389 pt.	Interior designing	24	9 975	1 774	406	98
7389 pt.	Telephone answering services	14	4 509	2 005	515	288
7389 pt.	Other business services	168	(D)	(D)	(D)	HH
75	Automotive repair, services, and parking	817	365 209	77 380	18 276	4 871
751	Automotive rental and leasing, without drivers	63	122 838	11 349	2 824	739
7513	Truck rental and leasing, without drivers	17	(D)	(D)	(D)	CC
7514, 5	Passenger car rental and leasing	43	103 267	8 525	2 095	599
7514	Passenger car rental	37	(D)	(D)	(D)	FF
7515	Passenger car leasing	6	(D)	(D)	(D)	BB
7519	Utility trailer and recreational vehicle rental	3	(D)	(D)	(D)	AA
752	Automobile parking	20	(D)	(D)	(D)	CC
753	Automotive repair shops	592	193 224	52 507	12 278	2 761
7532	Top, body, and upholstery repair shops and paint shops	145	55 646	16 125	3 830	836
7532 pt.	Top and body repair shops	133	50 381	14 220	3 403	740
7532 pt.	Paint shops	12	5 265	1 905	427	96
7538	General automotive repair shops	286	76 928	19 958	4 599	1 126
7538 pt.	General automotive repair shops, except diesel	252	64 510	16 176	3 707	928
7538 pt.	Diesel repair shops	34	12 418	3 782	892	198
7533, 4, 6, 7, 9	Other automotive repair shops	161	60 650	16 424	3 849	799
7533	Automotive exhaust system repair shops	31	12 280	3 404	755	157
7534	Tire retreading and repair shops	2	(D)	(D)	(D)	AA
7536	Automotive glass replacement shops	41	15 649	3 312	756	166
7537	Automotive transmission repair shops	35	12 492	3 681	918	183
7539	Automotive repair shops, n.e.c.	52	(D)	(D)	(D)	EE
7539 pt.	Radiator repair	13	5 395	1 758	404	84
7539 pt.	Brake, front end, and wheel alignment	16	(D)	(D)	(D)	CC
7539 pt.	Automotive electrical and fuel system services	17	(D)	(D)	(D)	BB
7539 pt.	Other automotive repair shops, n.e.c.	6	(D)	(D)	(D)	BB
754	Automotive services, except repair	142	(D)	(D)	(D)	GG
7542	Carwashes	69	(D)	(D)	(D)	FF
7549	Automotive services, except repair and carwashes	73	19 633	5 628	1 342	438
76	Miscellaneous repair services	294	123 999	39 292	9 529	1 858
762	Electrical repair shops	86	35 992	14 805	3 411	671
7622	Radio and television repair shops	28	6 900	3 178	769	167
7623, 9	Other electrical and electronic repair shops	58	29 092	11 627	2 642	504
7623	Refrigeration and air-conditioning service and repair shops	11	(D)	(D)	(D)	BB
7629	Electrical and electronic repair shops, n.e.c.	47	(D)	(D)	(D)	EE
763	Watch, clock, and jewelry repair	5	(D)	(D)	(D)	AA
764	Reupholstery and furniture repair	33	3 995	1 078	257	92
769	Miscellaneous repair and related services	170	(D)	(D)	(D)	GG
7692	Welding repair	20	7 992	2 205	509	115
7694	Armature rewinding shops	9	9 412	3 332	943	122
7699	Repair shops and related services, n.e.c.	141	(D)	(D)	(D)	FF
78, 79, 84	Amusement and recreation services, including motion pictures and museums	494	360 456	87 255	20 458	7 221
781, 2	Motion picture production, distribution, and services	61	102 104	15 961	3 117	764
783	Motion picture theaters	47	37 867	4 990	1 114	730
7832	Motion picture theaters, except drive-in	43	35 822	4 665	1 073	704
7833	Drive-in motion picture theaters	4	2 045	325	41	26
784	Video tape rental	96	31 763	5 102	1 302	759
792	Theatrical producers (except motion picture), bands, orchestras, and entertainers	24	12 703	1 923	394	212
7922	Theatrical producers (except motion picture) and miscellaneous theatrical services	16	(D)	(D)	(D)	CC
7929	Bands, orchestras, actors, and other entertainers and entertainment groups	8	(D)	(D)	(D)	CC
793	Bowling centers	22	9 929	2 920	774	459
79 ex. 792, 3, 84	Commercial sports and other amusement and recreation services, including museums	244	166 090	56 359	13 757	4 297
794	Commercial sports	7	(D)	(D)	(D)	FF
7941	Professional sports clubs, managers, promoters	6	(D)	(D)	(D)	FF
7948	Racing, including track operation	1	(D)	(D)	(D)	AA
79 ex. 792, 3, 4, 84	Other amusement and recreation services, including museums	237	(D)	(D)	(D)	HH
791	Dance studios, schools, and halls	40	4 056	1 191	308	224
7991	Physical fitness facilities	40	17 623	4 889	1 205	696
7992	Public golf courses	10	3 812	1 056	139	76
7993	Coin-operated amusement devices	28	11 968	1 655	450	129
7996	Amusement parks	8	(D)	(D)	(D)	CC
7997	Membership sports and recreation clubs	25	18 401	5 197	1 005	400
7999, 84	Amusement and recreation services, including museums, n.e.c.	86	53 635	13 818	3 627	1 565
7999 pt.	Concession operators of amusement devices and rides	2	(D)	(D)	(D)	BB
7999 pt.	Carnivals, circuses, and fairs	-	-	-	-	-
7999 pt., 84	Other recreation and amusements, including museums	84	(D)	(D)	(D)	GG

Table 7a. Summary Statistics for Firms Subject to Federal Income Tax for Metropolitan Areas: 1992 — Con.

[Includes only establishments with payroll. For meaning of abbreviations and symbols, see introductory text. For explanation of terms and comparability of 1987 and 1992 censuses, see appendix A. For definitions of CMSA's, MSA's, and PMSA's, see appendix D]

SIC code	Geographic area and kind of business or operation	Establishments (number)	Receipts (\$1,000)	Annual payroll (\$1,000)	First-quarter payroll (\$1,000)	Paid employees for pay period including March 12 (number)
SALT LAKE CITY—OGDEN, UT MSA — Con.						
80	Health services	2 059	1 380 837	574 044	121 916	22 086
801	Offices and clinics of doctors of medicine	875	616 775	298 509	58 533	6 639
8011 pt.	Offices of doctors of medicine	854	(D)	(D)	(D)	HH
8011 pt.	General medical clinics	21	(D)	(D)	(D)	GG
802	Offices and clinics of dentists	657	176 916	60 381	12 766	3 087
803	Offices and clinics of doctors of osteopathy	3	(D)	(D)	(D)	AA
804	Offices and clinics of other health practitioners	279	63 032	21 650	4 849	1 271
8041	Offices and clinics of chiropractors	85	17 754	4 331	884	327
8042	Offices and clinics of optometrists	48	13 087	3 348	777	210
8043	Offices and clinics of podiatrists	33	6 901	2 168	487	128
8049	Offices and clinics of health practitioners, n.e.c.	113	25 290	11 803	2 701	606
805	Nursing and personal care facilities	60	106 995	50 061	11 276	3 985
8051	Skilled nursing care facilities	32	88 877	41 069	9 263	3 147
8052	Intermediate care facilities	26	(D)	(D)	(D)	FF
8059	Nursing and personal care facilities, n.e.c.	2	(D)	(D)	(D)	CC
806	Hospitals	11	(D)	(D)	(D)	HH
8062	General medical and surgical hospitals	4	(D)	(D)	(D)	HH
8063, 9	Specialty hospitals	7	(D)	(D)	(D)	FF
807, 8, 9	Other health services	174	(D)	(D)	(D)	HH
807	Medical and dental laboratories	91	89 222	31 446	7 480	1 342
8071	Medical laboratories	33	(D)	(D)	(D)	GG
8072	Dental laboratories	58	(D)	(D)	(D)	EE
808	Home health care services	30	39 887	18 364	4 214	1 424
809	Miscellaneous health and allied services, n.e.c.	53	(D)	(D)	(D)	FF
8092	Kidney dialysis centers	—	—	—	—	—
8093	Specialty outpatient facilities, n.e.c.	29	(D)	(D)	(D)	EE
8099	Health and allied services, n.e.c.	24	(D)	(D)	(D)	EE
81	Legal services	520	353 272	185 099	38 096	3 839
823, 4, 9	Selected educational services	100	42 835	15 319	3 526	974
823	Libraries	1	(D)	(D)	(D)	BB
824	Vocational schools	31	10 453	3 332	791	186
829	Schools and educational services, n.e.c.	68	(D)	(D)	(D)	FF
83	Social services	230	65 372	26 795	6 546	2 642
835	Child day care services	156	23 517	9 951	2 333	1 543
832, 3, 6, 9	Other social services	74	41 855	16 844	4 213	1 099
87 ex. 8733	Engineering, accounting, research, management, and related services (except noncommercial research organizations)	1 159	640 186	270 028	56 595	8 942
871	Engineering, architectural, and surveying services	358	301 807	127 754	27 725	3 808
8711	Engineering services	232	247 990	107 751	23 395	3 036
8712	Architectural services	99	47 708	17 277	3 789	644
8713	Surveying services	27	6 109	2 726	541	128
872	Accounting, auditing, and bookkeeping services	397	121 008	51 314	10 681	2 049
873 ex. 8733	Research, development, and testing services (except noncommercial research organizations)	83	81 436	36 043	7 550	1 565
8731	Commercial physical and biological research	26	35 346	16 980	3 259	468
8732	Commercial economic, sociological, and educational research	19	5 068	2 527	585	437
8734	Testing laboratories	38	41 022	16 536	3 706	660
874	Management and public relations services	321	135 935	54 917	10 639	1 520
8741	Management services	98	43 834	18 605	3 411	509
8742	Management consulting services	162	76 073	30 830	6 241	778
8743	Public relations services	13	2 145	865	135	47
8744	Facilities support management services	6	1 973	1 036	264	65
8748	Business consulting services, n.e.c.	42	11 910	3 581	588	121
89	Services, n.e.c.	57	29 109	12 673	2 626	312

Table 7b. Summary Statistics for Firms Exempt From Federal Income Tax for Metropolitan Areas: 1992

[Includes only establishments with payroll. For meaning of abbreviations and symbols, see introductory text. For explanation of terms and comparability of 1987 and 1992 censuses, see appendix A. For definitions of CMSA's, MSA's, and PMSA's, see appendix D]

SIC code	Geographic area and kind of business or operation	Establishments (number)	Revenue (\$1,000)	Annual payroll (\$1,000)	First-quarter payroll (\$1,000)	Paid employees for pay period including March 12 (number)
PROVO-OREM, UT MSA						
	Total	90	207 272	94 142	21 953	4 356
7032, 704	Camps and membership lodging	2	(D)	(D)	(D)	AA
792, 7991 pt., 7997, 7999 pt., 84	Selected amusement, recreation, and related services	4	(D)	(D)	(D)	CC
8011 pt.; 8021 pt.; 805, 6, 8, 9	Selected health services	8	(D)	(D)	(D)	HH
8111 pt.	Legal aid societies and similar legal services	1	(D)	(D)	(D)	AA
823, 4, 9	Selected educational services	2	(D)	(D)	(D)	AA
83	Social services	37	(D)	(D)	(D)	FF
835	Child day care services	15	(D)	(D)	(D)	CC
832, 3, 6, 9	Other social services	22	(D)	(D)	(D)	EE
861, 2, 4, 9	Selected membership organizations	34	(D)	(D)	(D)	CC
873, 4 ex. 8744	Research, testing, and consulting services, except facilities support management services	2	(D)	(D)	(D)	AA
SALT LAKE CITY-OGDEN, UT MSA						
	Total	667	1 313 293	542 753	125 716	25 063
7032, 704	Camps and membership lodging	7	1 502	439	84	38
792, 7991 pt., 7997, 7999 pt., 84	Selected amusement, recreation, and related services	43	36 418	15 332	3 277	865
8011 pt.; 8021 pt.; 805, 6, 8, 9	Selected health services	47	1 019 026	438 223	100 828	17 686
8011 pt., 8021 pt. 805	Clinics of doctors of medicine and dentists	14	(D)	(D)	(D)	CC
	Nursing and personal care facilities	10	25 565	12 516	2 770	860
806	Hospitals	14	971 027	414 689	95 549	16 248
8062	General medical and surgical hospitals	10	(D)	(D)	(D)	JJ
8063, 9	Specialty hospitals	4	(D)	(D)	(D)	GG
808, 9	Other health services	9	(D)	(D)	(D)	EE
8111 pt.	Legal aid societies and similar legal services	6	4 403	2 978	744	127
823, 4, 9	Selected educational services	16	12 503	2 376	504	162
83	Social services	270	132 211	51 807	12 396	4 139
835	Child day care services	51	14 754	6 450	1 386	814
832, 3, 6, 9	Other social services	219	117 457	45 357	11 010	3 325
832	Individual and family social services	98	48 790	22 247	5 602	1 496
833	Job training and vocational rehabilitation services	26	11 993	6 019	1 486	625
836	Residential care	47	(D)	(D)	(D)	FF
839	Social services, n.e.c.	48	(D)	(D)	(D)	FF
861, 2, 4, 9	Selected membership organizations	251	90 926	24 659	6 212	1 793
861	Business associations	58	22 125	7 473	1 766	386
864	Civic, social, and fraternal associations	130	36 116	9 484	2 255	977
862, 9	Other membership organizations	63	32 685	7 702	2 191	430
873, 4 ex. 8744	Research, testing, and consulting services, except facilities support management services	27	16 304	6 939	1 671	253
873	Research, development, and testing services	24	(D)	(D)	(D)	CC
874 ex. 8744	Management and public relations services, except facilities support management services	3	(D)	(D)	(D)	AA

Table 8a. Summary Statistics for Firms Subject to Federal Income Tax for the Area Outside Metropolitan Areas: 1992

[Includes only establishments with payroll. For meaning of abbreviations and symbols, see introductory text. For explanation of terms and comparability of 1987 and 1992 censuses, see appendix A. For definitions of CMSA's, MSA's, and PMSA's, see appendix D]

SIC code	Kind of business or operation	Establishments (number)	Receipts (\$1,000)	Annual payroll (\$1,000)	First-quarter payroll (\$1,000)	Paid employees for pay period including March 12 (number)
	Total	2 232	767 928	240 045	54 599	18 349
70 ex. 704	Hotels, rooming houses, camps, and other lodging places (except membership lodging)	310	(D)	(D)	(D)	HH
7011	Hotels and motels	271	138 538	34 770	6 656	3 897
7011 pt.	Hotels	91	64 986	17 160	3 373	1 786
7011 pt.	Hotels, 25 guestrooms or more	62	60 578	16 171	3 139	1 586
7011 pt.	Hotels, less than 25 guestrooms	29	4 408	989	234	200
7011 pt.	Motels, motor hotels, and tourist courts	180	73 552	17 610	3 283	2 111
7011 pt.	Motels, tourist courts	159	58 451	14 083	2 607	1 765
7011 pt.	Motor hotels	21	15 101	3 527	676	346
702, 3	Other lodging places	39	(D)	(D)	(D)	CC
702	Rooming and boarding houses	4	(D)	(D)	(D)	AA
703	Camps and recreational vehicle parks	35	(D)	(D)	(D)	BB
72	Personal services	172	20 252	5 184	1 258	668
721	Laundry, cleaning, and garment services	56	5 506	1 608	345	202
7211	Power laundries, family and commercial*	-	-	-	-	-
7213	Linen supply*	-	-	-	-	-
7215	Coin-operated laundries and drycleaning	15	(D)	(D)	(D)	BB
7216	Drycleaning plants, except rug cleaning*	24	2 314	748	212	106
7217	Carpet and upholstery cleaning	13	1 149	317	59	43
7218	Industrial laundriers*	3	(D)	(D)	(D)	AA
7212, 9	Other laundry, cleaning, and garment services*	1	(D)	(D)	(D)	AA
7212	Garment pressing, and agents for laundries and drycleaners	-	-	-	-	-
7219	Laundry and garment services, n.e.c.*	1	(D)	(D)	(D)	AA
722	Photographic studios, portrait	13	1 655	394	103	70
723, 4	Beauty and barber shops	48	3 520	1 228	305	200
723	Beauty shops	47	(D)	(D)	(D)	CC
724	Barber shops	1	(D)	(D)	(D)	AA
725	Shoe repair shops and shoeshine parlors	1	(D)	(D)	(D)	AA
726	Funeral service and crematories	20	8 226	1 622	355	85
729	Miscellaneous personal services	34	(D)	(D)	(D)	CC
7291	Tax return preparation services	10	(D)	(D)	(D)	BB
7299	Miscellaneous personal services, n.e.c.	24	420	147	35	54
73	Business services	241	65 996	23 404	5 162	1 932
731	Advertising	11	1 601	401	114	34
7311	Advertising agencies	8	(D)	(D)	(D)	BB
7312	Outdoor advertising services	-	-	-	-	-
7313	Radio, television, publishers' advertising representatives	1	(D)	(D)	(D)	AA
7319	Advertising, n.e.c.	2	(D)	(D)	(D)	AA
732	Consumer credit reporting agencies, mercantile reporting agencies, and adjustment and collection agencies	7	1 072	357	86	38
7322	Adjustment and collection services	5	(D)	(D)	(D)	BB
7323	Credit reporting services	2	(D)	(D)	(D)	AA
733	Mailing, reproduction, commercial art and photography, and stenographic services	20	4 612	1 032	250	95
7331	Direct mail advertising services	1	(D)	(D)	(D)	AA
7334	Photocopying and duplicating services	7	2 656	525	124	54
7335, 6	Commercial photography, art, and graphics	8	(D)	(D)	(D)	AA
7335	Commercial photography	5	(D)	(D)	(D)	AA
7336	Commercial art and graphic design	3	382	114	33	10
7338	Secretarial and court reporting services	4	(D)	(D)	(D)	AA
734	Services to dwellings and other buildings	56	5 049	2 010	479	356
7342	Disinfecting and pest control services	4	724	191	31	16
7349	Building cleaning and maintenance services, n.e.c.	52	4 325	1 819	448	340
735	Miscellaneous equipment rental and leasing	31	13 116	3 398	765	131
7352	Medical equipment rental and leasing	4	(D)	(D)	(D)	BB
7353	Heavy construction equipment rental and leasing	8	(D)	(D)	(D)	BB
7359	Equipment rental and leasing, n.e.c.	19	(D)	(D)	(D)	BB
736	Personnel supply services	10	6 643	4 964	868	400
7361	Employment agencies	2	(D)	(D)	(D)	AA
7363	Help supply services	8	(D)	(D)	(D)	EE
7363 pt.	Temporary help supply	5	(D)	(D)	(D)	EE
7363 pt.	Help supply, except temporary	3	(D)	(D)	(D)	AA
737	Computer programming, data processing, and other computer related services	43	19 152	7 149	1 636	420
7371, 2, 3	Computer programming, prepackaged software, and integrated systems	32	15 677	6 227	1 433	190
7371	Computer programming services	26	10 509	3 901	837	123
7372	Prepackaged software	4	(D)	(D)	(D)	BB
7373	Computer integrated systems	2	(D)	(D)	(D)	AA
7374, 5, 6	Data processing services	7	(D)	(D)	(D)	CC
7374, 5	Computer processing, information retrieval	7	(D)	(D)	(D)	CC
7376	Computer facilities management services	-	-	-	-	-
7377, 8, 9	Computer rental and leasing, maintenance, and related services, n.e.c.	4	(D)	(D)	(D)	AA
7377	Computer rental and leasing	-	-	-	-	-
7378	Computer maintenance and repair	2	(D)	(D)	(D)	AA
7379	Computer related services, n.e.c.	2	(D)	(D)	(D)	AA

Table 8a. Summary Statistics for Firms Subject to Federal Income Tax for the Area Outside Metropolitan Areas: 1992 — Con.

[Includes only establishments with payroll. For meaning of abbreviations and symbols, see introductory text. For explanation of terms and comparability of 1987 and 1992 censuses, see appendix A. For definitions of CMSA's, MSA's, and PMSA's, see appendix D]

SIC code	Kind of business or operation	Establishments (number)	Receipts (\$1,000)	Annual payroll (\$1,000)	First-quarter payroll (\$1,000)	Paid employees for pay period including March 12 (number)
73	Business services—Con.					
738	Miscellaneous business services -----	63	14 751	4 093	964	458
7381, 2	Detective agencies and protective services -----	7	(D)	(D)	(D)	BB
7381	Detective, guard, and armored car services -----	5	(D)	(D)	(D)	BB
7382	Security systems services -----	2	(D)	(D)	(D)	AA
7383	News syndicates -----	—	—	—	—	—
7384	Photofinishing laboratories* -----	8	(D)	(D)	(D)	BB
7389	Business services, n.e.c. -----	48	11 989	3 349	804	367
7389 pt.	Sign painting shops -----	1	(D)	(D)	(D)	AA
7389 pt.	Interior designing -----	6	(D)	(D)	(D)	AA
7389 pt.	Telephone answering services -----	8	(D)	(D)	(D)	BB
7389 pt.	Other business services -----	33	8 991	2 485	604	291
75	Automotive repair, services, and parking -----	224	55 219	11 141	2 663	805
751	Automotive rental and leasing, without drivers -----	8	(D)	(D)	(D)	BB
7513	Truck rental and leasing, without drivers -----	4	(D)	(D)	(D)	AA
7514, 5	Passenger car rental and leasing -----	3	(D)	(D)	(D)	AA
7514	Passenger car rental -----	3	(D)	(D)	(D)	AA
7515	Passenger car leasing -----	—	—	—	—	—
7519	Utility trailer and recreational vehicle rental -----	1	(D)	(D)	(D)	AA
752	Automobile parking -----	—	—	—	—	—
753	Automotive repair shops -----	188	46 821	10 023	2 364	673
7532	Top, body, and upholstery repair shops and paint shops -----	35	10 993	2 709	656	160
7532 pt.	Top and body repair shops -----	33	(D)	(D)	(D)	CC
7532 pt.	Paint shops -----	2	(D)	(D)	(D)	AA
7538	General automotive repair shops -----	126	30 294	6 011	1 417	428
7538 pt.	General automotive repair shops, except diesel -----	100	20 916	4 159	954	313
7538 pt.	Diesel repair shops -----	26	9 378	1 852	463	115
7533, 4, 6, 7, 9	Other automotive repair shops -----	27	5 534	1 303	291	85
7533	Automotive exhaust system repair shops -----	6	1 841	480	107	27
7534	Tire retreading and repair shops -----	—	—	—	—	—
7536	Automotive glass replacement shops -----	7	(D)	(D)	(D)	AA
7537	Automotive transmission repair shops -----	4	(D)	(D)	(D)	AA
7539	Automotive repair shops, n.e.c. -----	10	1 739	437	93	31
7539 pt.	Radiator repair -----	3	(D)	(D)	(D)	AA
7539 pt.	Brake, front end, and wheel alignment -----	1	(D)	(D)	(D)	AA
7539 pt.	Automotive electrical and fuel system services -----	6	(D)	(D)	(D)	AA
7539 pt.	Other automotive repair shops, n.e.c. -----	—	—	—	—	—
754	Automotive services, except repair -----	28	(D)	(D)	(D)	CC
7542	Carwashes -----	13	(D)	(D)	(D)	BB
7549	Automotive services, except repair and carwashes -----	15	2 725	507	134	48
76	Miscellaneous repair services -----	99	37 793	10 687	2 375	518
762	Electrical repair shops -----	21	6 814	1 496	296	76
7622	Radio and television repair shops -----	6	885	102	21	12
7623, 9	Other electrical and electronic repair shops -----	15	5 929	1 394	275	64
7623	Refrigeration and air-conditioning service and repair shops -----	3	(D)	(D)	(D)	AA
7629	Electrical and electronic repair shops, n.e.c. -----	12	(D)	(D)	(D)	BB
763	Watch, clock, and jewelry repair -----	2	(D)	(D)	(D)	AA
764	Reupholstery and furniture repair -----	4	193	84	28	9
769	Miscellaneous repair and related services -----	72	(D)	(D)	(D)	EE
7692	Welding repair -----	23	(D)	(D)	(D)	BB
7694	Armature rewinding shops -----	4	(D)	(D)	(D)	BB
7699	Repair shops and related services, n.e.c. -----	45	18 629	5 650	1 316	254
78, 79, 84	Amusement and recreation services, including motion pictures and museums -----	203	91 792	22 167	7 260	3 171
781, 2	Motion picture production, distribution, and services -----	7	2 555	475	129	20
783	Motion picture theaters -----	26	8 535	996	221	264
7832	Motion picture theaters, except drive-in -----	24	(D)	(D)	(D)	CC
7833	Drive-in motion picture theaters -----	2	(D)	(D)	(D)	AA
784	Video tape rental -----	31	3 594	637	159	142
792	Theatrical producers (except motion picture), bands, orchestras, and entertainers -----	3	161	50	19	35
7922	Theatrical producers (except motion picture) and miscellaneous theatrical services -----	2	(D)	(D)	(D)	BB
7929	Bands, orchestras, actors, and other entertainers and entertainment groups -----	1	(D)	(D)	(D)	AA
793	Bowling centers -----	9	1 706	350	102	74
79 ex. 792, 3, 84	Commercial sports and other amusement and recreation services, including museums -----	127	75 241	19 659	6 630	2 636
794	Commercial sports -----	3	(D)	(D)	(D)	AA
7941	Professional sports clubs, managers, promoters -----	—	—	—	—	—
7948	Racing, including track operation -----	3	(D)	(D)	(D)	AA
79 ex. 792, 3, 4, 84	Other amusement and recreation services, including museums -----	124	(D)	(D)	(D)	HH
791	Dance studios, schools, and halls -----	6	271	37	9	25
7991	Physical fitness facilities -----	16	6 336	1 736	365	263
7992	Public golf courses -----	8	(D)	(D)	(D)	BB
7993	Coin-operated amusement devices -----	5	(D)	(D)	(D)	AA
7996	Amusement parks -----	—	—	—	—	—
7997	Membership sports and recreation clubs -----	8	653	118	22	33
7999, 84	Amusement and recreation services, including museums, n.e.c. -----	81	64 184	16 801	6 089	2 263
7999 pt.	Concession operators of amusement devices and rides -----	—	—	—	—	—
7999 pt.	Carnivals, circuses, and fairs -----	1	(D)	(D)	(D)	AA
7999 pt., 84	Other recreation and amusements, including museums -----	80	(D)	(D)	(D)	GG

Table 8a. Summary Statistics for Firms Subject to Federal Income Tax for the Area Outside Metropolitan Areas: 1992 – Con.

[Includes only establishments with payroll. For meaning of abbreviations and symbols, see introductory text. For explanation of terms and comparability of 1987 and 1992 censuses, see appendix A. For definitions of CMSA's, MSA's, and PMSA's, see appendix D]

SIC code	Kind of business or operation	Establishments (number)	Receipts (\$1,000)	Annual payroll (\$1,000)	First-quarter payroll (\$1,000)	Paid employees for pay period including March 12 (number)
80	Health services -----	537	219 978	77 774	16 447	4 464
801	Offices and clinics of doctors of medicine -----	197	80 976	34 538	6 904	1 162
8011 pt.	Offices of doctors of medicine -----	194	(D)	(D)	(D)	GG
8011 pt.	General medical clinics -----	3	(D)	(D)	(D)	BB
802	Offices and clinics of dentists -----	184	41 527	10 571	2 335	861
803	Offices and clinics of doctors of osteopathy -----	3	(D)	(D)	(D)	AA
804	Offices and clinics of other health practitioners -----	100	17 424	4 963	1 000	332
8041	Offices and clinics of chiropractors -----	46	6 691	1 662	300	125
8042	Offices and clinics of optometrists -----	23	6 138	1 777	373	94
8043	Offices and clinics of podiatrists -----	6	835	214	37	24
8049	Offices and clinics of health practitioners, n.e.c. -----	25	3 760	1 310	290	89
805	Nursing and personal care facilities -----	15	21 817	9 419	2 167	1 022
8051	Skilled nursing care facilities -----	13	(D)	(D)	(D)	FF
8052	Intermediate care facilities -----	2	(D)	(D)	(D)	BB
8059	Nursing and personal care facilities, n.e.c. -----	-	-	-	-	-
806	Hospitals -----	4	(D)	(D)	(D)	FF
8062	General medical and surgical hospitals -----	3	(D)	(D)	(D)	FF
8063, 9	Specialty hospitals -----	1	(D)	(D)	(D)	BB
807, 8, 9	Other health services -----	34	(D)	(D)	(D)	EE
807	Medical and dental laboratories -----	14	(D)	(D)	(D)	BB
8071	Medical laboratories -----	2	(D)	(D)	(D)	AA
8072	Dental laboratories -----	12	2 182	661	157	43
808	Home health care services -----	11	(D)	(D)	(D)	CC
809	Miscellaneous health and allied services, n.e.c. -----	9	(D)	(D)	(D)	BB
8092	Kidney dialysis centers -----	1	(D)	(D)	(D)	AA
8093	Specialty outpatient facilities, n.e.c. -----	6	(D)	(D)	(D)	BB
8099	Health and allied services, n.e.c. -----	2	(D)	(D)	(D)	AA
81	Legal services -----	90	17 448	6 396	1 465	320
823, 4, 9	Selected educational services -----	14	1 647	422	101	38
823	Libraries -----	-	-	-	-	-
824	Vocational schools -----	2	(D)	(D)	(D)	AA
829	Schools and educational services, n.e.c. -----	12	(D)	(D)	(D)	BB
83	Social services -----	76	14 724	6 284	2 265	513
835	Child day care services -----	50	3 882	1 563	387	275
832, 3, 6, 9	Other social services -----	26	10 842	4 721	1 878	238
87 ex. 8733	Engineering, accounting, research, management, and related services (except noncommercial research organizations) -----	244	92 641	39 183	8 537	1 838
871	Engineering, architectural, and surveying services -----	95	55 546	23 734	5 211	688
8711	Engineering services -----	59	45 747	20 174	4 414	545
8712	Architectural services -----	22	7 334	2 567	531	99
8713	Surveying services -----	14	2 465	993	266	44
872	Accounting, auditing, and bookkeeping services -----	89	16 154	5 649	1 415	365
873 ex. 8733	Research, development, and testing services (except noncommercial research organizations) -----	11	6 508	2 886	543	217
8731	Commercial physical and biological research -----	6	3 403	1 579	271	55
8732	Commercial economic, sociological, and educational research -----	3	(D)	(D)	(D)	CC
8734	Testing laboratories -----	2	(D)	(D)	(D)	BB
874	Management and public relations services -----	49	14 433	6 914	1 368	568
8741	Management services -----	15	7 526	5 233	1 063	501
8742	Management consulting services -----	28	6 493	1 602	290	61
8743	Public relations services -----	1	(D)	(D)	(D)	AA
8744	Facilities support management services -----	-	-	-	-	-
8748	Business consulting services, n.e.c. -----	5	(D)	(D)	(D)	AA
89	Services, n.e.c. -----	22	(D)	(D)	(D)	BB

Table 8b. Summary Statistics for Firms Exempt From Federal Income Tax for the Area Outside Metropolitan Areas: 1992

[Includes only establishments with payroll. For meaning of abbreviations and symbols, see introductory text. For explanation of terms and comparability of 1987 and 1992 censuses, see appendix A. For definitions of CMSA's, MSA's, and PMSA's, see appendix D]

SIC code	Kind of business or operation	Establishments (number)	Revenue (\$1,000)	Annual payroll (\$1,000)	First-quarter payroll (\$1,000)	Paid employees for pay period including March 12 (number)
	Total	209	263 644	94 888	21 889	5 442
7032, 704	Camps and membership lodging	5	(D)	(D)	(D)	BB
792, 7991 pt., 7997, 7999 pt., 84	Selected amusement, recreation, and related services	14	(D)	(D)	(D)	CC
8011 pt.; 8021 pt.; 805, 6, 8, 9	Selected health services	38	(D)	(D)	(D)	HH
8111 pt.	Legal aid societies and similar legal services	6	(D)	(D)	(D)	AA
823, 4, 9	Selected educational services	7	(D)	(D)	(D)	BB
83	Social services	66	(D)	(D)	(D)	GG
835	Child day care services	8	(D)	(D)	(D)	CC
832, 3, 6, 9	Other social services	58	(D)	(D)	(D)	FF
861, 2, 4, 9	Selected membership organizations	70	(D)	(D)	(D)	EE
873, 4 ex. 8744	Research, testing, and consulting services, except facilities support management services	3	(D)	(D)	(D)	AA

Table 9. Places With 2,500 Inhabitants or More Ranked by Volume of Receipts of Firms Subject to Federal Income Tax: 1992

[Includes only establishments with payroll. For meaning of abbreviations and symbols, see introductory text. For explanation of terms and comparability of 1987 and 1992 censuses, see appendix A. For information on geographic areas followed by ▲, see appendix F]

Geographic area	Receipts		Cumulative receipts		Geographic area	Receipts		Cumulative receipts	
	Rank ¹	Amount (\$1,000)	Amount (\$1,000)	Percent of State total		Rank ¹	Amount (\$1,000)	Amount (\$1,000)	Percent of State total
Utah	(X)	7 490 982	7 490 982	100.0	Utah—Con.				
Salt Lake City	1	2 437 410	2 437 410	32.5	Draper ▲	36	13 001	6 229 277	83.2
Orem	2	804 642	3 242 052	43.3	Centerville	37	12 095	6 241 372	83.3
Murray	3	577 665	3 819 717	51.0	Tooele	38	11 170	6 252 542	83.5
Provo	4	383 302	4 203 019	56.1	Fruit Heights	39	11 163	6 263 705	83.6
Ogden	5	286 279	4 489 298	59.9	Roosevelt	40	10 392	6 274 097	83.8
Sandy	6	199 794	4 689 092	62.6	Kanab	41	9 581	6 283 678	83.9
Bountiful	7	175 473	4 864 565	64.9	Tremonton	42	8 407	6 292 085	84.0
West Valley City	8	171 904	5 036 469	67.2	North Ogden	43	7 214	6 299 299	84.1
South Salt Lake	9	135 532	5 172 001	69.0	Lehi	44	6 929	6 306 228	84.2
Logan	10	111 505	5 283 506	70.5	Plain City	45	6 587	6 312 815	84.3
St. George	11	111 022	5 394 528	72.0	Riverdale	46	6 056	6 318 871	84.4
Park City ▲	12	94 076	5 488 604	73.3	Alpine	47	6 001	6 324 872	84.4
Layton	13	93 152	5 581 756	74.5	Clinton	48	5 310	6 330 182	84.5
Midvale	14	79 815	5 661 571	75.6	Blanding	49	4 735	6 334 917	84.6
American Fork	15	44 542	5 706 113	76.2	Smithfield	50	4 452	6 339 369	84.6
Payson	16	39 838	5 745 951	76.7	Riverton	51	3 864	6 343 233	84.7
Vernal	17	38 161	5 784 112	77.2	Washington Terrace	52	3 732	6 346 965	84.7
West Jordan	18	37 643	5 821 755	77.7	West Bountiful	53	3 468	6 350 433	84.8
Clearfield	19	36 161	5 857 916	78.2	Providence	54	3 178	6 353 611	84.8
Cedar City	20	33 956	5 891 872	78.7	Delta	55	2 508	6 356 119	84.9
Pleasant Grove	21	32 481	5 924 353	79.1	Sunset	56	2 424	6 358 543	84.9
Price	22	32 339	5 956 692	79.5	Washington	57	2 229	6 360 772	84.9
Brigham City	23	31 234	5 987 926	79.9	Ephraim	58	2 209	6 362 981	84.9
North Salt Lake	24	25 846	6 013 772	80.3	Mapleton	59	1 714	6 364 695	85.0
South Ogden	25	24 644	6 038 416	80.6	Highland	60	1 473	6 366 168	85.0
Farmington	26	23 286	6 061 702	80.9	Syracuse	61	1 247	6 367 415	85.0
Springville	27	22 875	6 084 577	81.2	Hurricane	62	1 102	6 368 517	85.0
Kaysville	28	19 193	6 103 770	81.5	Hytum	63	1 046	6 369 563	85.0
Moab	29	18 919	6 122 689	81.7	Pleasant View	64	986	6 370 549	85.0
Lindon	30	18 278	6 140 967	82.0	North Logan	65	942	6 371 491	85.1
Roy	31	17 309	6 158 276	82.2	Grantsville	66	491	6 371 982	85.1
Spanish Fork	32	15 137	6 173 413	82.4	South Weber	(X)	—	6 371 982	85.1
South Jordan	33	14 679	6 188 092	82.6	Harrisville	(X)	(D)	(X)	(X)
Richfield	34	14 558	6 202 650	82.8	Heber	(X)	(D)	(X)	(X)
Woods Cross	35	13 626	6 216 276	83.0	Nephi	(X)	(D)	(X)	(X)
					West Point	(X)	(D)	(X)	(X)

¹Places with suppressed receipts (if applicable) are listed at end of table rather than by rank to avoid disclosing data for individual companies.

Table 10. Counties Ranked by Volume of Receipts of Firms Subject to Federal Income Tax: 1992

[Includes only establishments with payroll. For meaning of abbreviations and symbols, see introductory text. For explanation of terms and comparability of 1987 and 1992 censuses, see appendix A. For information on geographic areas followed by ▲, see appendix F]

Geographic area	Receipts		Cumulative receipts		Geographic area	Receipts		Cumulative receipts	
	Rank ¹	Amount (\$1,000)	Amount (\$1,000)	Percent of State total		Rank ¹	Amount (\$1,000)	Amount (\$1,000)	Percent of State total
Utah -----	(X)	7 490 982	7 490 982	100.0	Utah—Con.				
Salt Lake -----	1	4 454 645	4 454 645	59.5	Garfield -----	15	21 515	7 366 741	98.3
Utah -----	2	1 416 497	5 871 142	78.4	San Juan -----	16	18 151	7 384 892	98.6
Davis -----	3	441 931	6 313 073	84.3	Kane -----	17	15 793	7 400 685	98.8
Weber -----	4	409 981	6 723 054	89.7	Juab -----	18	15 171	7 415 856	99.0
Washington -----	5	134 460	6 857 514	91.5	Wasatch -----	19	14 103	7 429 959	99.2
Cache -----	6	125 585	6 983 099	93.2	Emery -----	20	12 548	7 442 507	99.4
Summit -----	7	102 116	7 085 215	94.6	Duchesne -----	21	11 855	7 454 362	99.5
Carbon -----	8	60 604	7 145 819	95.4	Millard -----	22	11 558	7 465 920	99.7
Iron -----	9	44 331	7 190 150	96.0	Sanpete -----	23	9 356	7 475 276	99.8
Box Elder -----	10	44 129	7 234 279	96.6	Wayne -----	24	6 446	7 481 722	99.9
Uintah -----	11	42 382	7 276 661	97.1	Beaver -----	25	5 190	7 486 912	99.9
Tooele -----	12	23 749	7 300 410	97.5	Morgan -----	26	1 501	7 488 413	100.0
Grand -----	13	22 712	7 323 122	97.8	Rich -----	27	1 416	7 489 829	100.0
Sevier -----	14	22 104	7 345 226	98.1	Daggett -----	(X)	(D)	(X)	(X)
					Piute -----	(X)	(D)	(X)	(X)

¹Counties with suppressed receipts (if applicable) are listed at end of table rather than by rank to avoid disclosing data for individual companies.

Appendix A.

General Explanation

CENSUS COVERAGE AND METHODOLOGY

Structure and method of enumeration. Firms in the 1992 Census of Service Industries were divided into the nonmail universe and mail universe. The coverage and the method of obtaining census information from each follow:

1. The nonmail universe consisted of firms which were not required to file a regular census return and included:

- a. All taxable nonemployers, i.e., all firms subject to Federal income tax with no paid employees during 1992. Receipts information for these firms was obtained from administrative records of other Federal agencies. Although consisting of many firms, nonemployers accounted for less than 10 percent of total receipts of all establishments covered in the census.

The census included only those service nonemployer firms which reported a receipts volume of \$1,000 or more during 1992. Establishments exempt from Federal income tax with no paid employees were excluded as in previous censuses.

Data for nonemployers are not included in this report but are provided in a subsequent Non-employer Statistics report (SC92-N-1).

- b. Selected small employers, i.e., single-establishment firms with payroll below a specified cutoff. (The term "employers" refers to firms with one or more paid employees at any time during 1992 as shown in the active administrative records of other Federal agencies.) Although the payroll cutoff varied by kind of business, small employers generally included firms with less than 10 employees and represented about 10 percent of total receipts of establishments covered in the census.

Data on receipts, payroll, and employment for employer firms below the payroll cutoff were derived or estimated from administrative records of other Federal agencies, except for a sample of small employer firms in classifications for which specialized data requirements precluded reliance solely on administrative records sources. This sample was included in the mail universe.

2. The mail universe consisted of firms for which information was obtained by means of a mail canvass and included:

- a. Large employers, i.e., all multiestablishment firms, and all employer firms above the payroll size cutoff referred to in section 1b. Within this category, a report of company organization was conducted periodically to identify establishment locations of firms which operated at more than one location and to obtain information on payroll and mid-March employment at each location. The 1991 Report of Company Organization was used as a coverage check in the census. In the 1992 census, all multi-establishment firms were asked to notify the Census Bureau of any establishments for which a form was not received. Report forms were subsequently provided to the firms for these establishments.
- b. A sample of small employer firms in classifications for which specialized data precluded reliance solely on administrative records sources. These firms were sent the census mailing packages containing the appropriate 1992 questionnaire.

Method of classifying kinds of business. The service industries classifications for all establishments were based on the *Standard Industrial Classification Manual: 1987*¹ (SIC). However, the method of assigning these classifications, and the level of detail at which establishments were classified, differed between the nonmail and mail universes as follows:

1. The nonmail universe

- a. Nonemployers were classified on the basis of information obtained from administrative records of other Federal agencies.
- b. Selected small employers were classified on the basis of the most current census kind-of-business classification available from one of the Census Bureau's current sample surveys or the 1987 census. Otherwise, the classification was obtained from administrative records of other Federal agencies.

If the census or administrative record classifications proved inadequate (none corresponded to a 1992 census classification in the detail required for

¹*Standard Industrial Classification Manual: 1987*. For sale by Superintendent of Documents, U.S. Government Printing Office, Washington, DC 20402. Stock No. 041-001-00314-2.

employers), the firm was sent a brief inquiry requesting information necessary to assign a 1992 census kind-of-business code.

- Establishments in the mail universe were classified on the basis of their self-designation, answers to questions on receipts by type of service provided, and other special inquiries.

Method of assigning tax status. For kind-of-business classifications² where there were substantial numbers of taxable and tax-exempt establishments, establishments were classified based on the Federal income tax filing requirement for the establishment or organization. This classification was based primarily on the response to an inquiry on the census questionnaire. Establishments that indicated that all or part of their income was exempt from Federal income tax under provisions of section 501 of the IRS code were classified as tax-exempt; establishments indicating no such exemption were classified as taxable. All government-operated hospitals were classified as tax-exempt. For establishments in the nonmail universe, the tax status classification was based upon the type of tax return filed by the firm or organization.

For selected kind-of-business classifications³ comprised primarily of tax-exempt establishments, all establishments in those classifications were defined as tax-exempt. All establishments in the remaining kind-of-business classifications (comprised primarily of taxable establishments) were defined as taxable.

COMPARABILITY OF THE 1987 AND 1992 CENSUSES

The 1987 and 1992 censuses were conducted under similar conditions and procedures except for the following:

Geographic areas. The boundaries of a number of areas for which data are shown in the 1992 census are not the same as in the 1987 census because of annexations; other boundary changes; and redefinitions of metropolitan statistical areas (MSA's), primary metropolitan statistical areas (PMSA's), and consolidated metropolitan statistical areas (CMSA's).⁴ In addition, data for consolidated cities are included in the 1992 census.

Data for special economic urban areas (SEUA's) with 10,000 inhabitants or more in Michigan, Minnesota, New York, and Wisconsin qualified for publication in the 1992 census. This included townships in Michigan and Minnesota and towns in New York and Wisconsin. However, Minnesota did not have any townships that met the population criteria.

²SIC's 7032, 792, 7991 pt., 7997, 7999 pt., 8011 pt., 8021 pt., 805, 806, 808, 809, 82, 83, 84 pt., 873 ex. 8733, 874 ex. 8744.

³SIC's 7041, 8111 pt., 84 pt., 86, 8733.

⁴Newly defined metropolitan areas (MA's) were announced by the Office of Management and Budget (OMB) effective June 30, 1993.

Nonemployer firms. In 1987, data for nonemployer firms were published for the United States, States, metropolitan areas, counties, and places in four regional reports in the Nonemployer Statistics Series (SC87-N-1 to -4).

For 1992, data for nonemployers by kind of business are presented in one *Nonemployer Statistics* report (SC92-N-1) for the United States, States, and metropolitan areas. Nonemployer data for counties and places are available on compact disc-read only memory (CD-ROM).

Employment. In 1987, employment data withheld to avoid disclosing data for individual companies were represented with the symbol "(D)." In 1992, withheld employment data are represented with symbols that denote employment size ranges. These symbols are defined in the introductory text.

Sources of receipts/revenue. In 1987, data on sources of receipts/revenue for selected industries were published with other industry-specific data in the *Miscellaneous Subjects* report (SC87-S-4) of the Subject Series. In 1992, sources of receipts/revenue data are presented separately in the *Sources of Receipts or Revenue* report (SC92-S-4) of the Subject Series.

Legal form of organization. In 1987, data on the number of individual proprietorships/partnerships were published in the Geographic Area Series. In 1992, individual proprietorship/partnership data are published in the *Establishment and Firm Size* report (SC87-S-1) and in the *Nonemployer Statistics* report (SC87-N-1).

EXPLANATION OF TERMS

Establishments. An establishment is a single physical location at which business is conducted. It is not necessarily identical with a company or enterprise, which may consist of one establishment or more. Statistics for service industries represent a summary of reports for individual establishments rather than companies. For cases where a census report was received, separate information was obtained for each location where business was conducted. When administrative records of other Federal agencies were used instead of a census report, no information was available on the number of locations operated. Estimates of this number were derived from a sample and are provided in the service industries report, *Miscellaneous Subjects* (SC92-S-5). Each census report was tabulated according to the physical location at which the business was conducted. The count of establishments represents those in business at any time during 1992. Appendix G provides a comparison of the number of establishments active any time during the year versus the number in business at the end of the year.

When two activities or more were carried on at a single location under a single ownership, all activities generally were grouped together as a single establishment. The

entire establishment was classified on the basis of its major activity and all data for it were included in that classification. However, when distinct and separate economic activities (for which different industry classification codes were appropriate) were conducted at a single location under a single ownership, and when conditions prescribed by the SIC manual for recognizing the existence of more than one establishment were met, separate establishment reports for each of the different activities were obtained in the census.

Leased service departments (separately owned businesses operated as departments or concessions of other service establishments or of retail businesses, such as a separately owned shoeshine parlor in a barber shop, or a beauty shop in a department store) are treated as separate service establishments for census purposes. Leased retail departments located in service establishments (e.g., a gift shop located in a hotel) are considered separate retail establishments.

Firms. A firm is a business organization or entity consisting of one domestic establishment (location) or more under common ownership or control. All establishments of subsidiary firms are included as part of the controlling firm. For the economic census, the terms "firm" and "company" are synonymous.

Receipts (Basic dollar volume measure for service establishments of firms subject to Federal income tax). Includes receipts from customers or clients for services rendered, from the use of facilities, and from merchandise sold during 1992 whether or not payment was received in 1992, except for health practitioners and legal, architectural, engineering, and surveying services, which reported on a cash basis (payments received in 1992 regardless of when services were rendered). Excise taxes on gasoline, liquor, tobacco, etc., which are paid by the manufacturer or wholesaler and passed on in the cost of goods purchased by the service establishment, are also included. Receipts from leasing of vehicles, equipment, etc., marketed under operating leases are included in receipts figures as well as the fair sales value of merchandise marketed in 1992 under capital, finance, or "full payout" leases. Receipts also include the total value of service contracts, amounts received for work subcontracted to others, and dues and assessments from members and affiliates.

Receipts are net after deductions for refunds and allowances for merchandise returned by customers. Receipts do not include sales, occupancy, admissions, or other taxes collected from customers and remitted directly by the firm to a local, State, or Federal tax agency, nor do they include income from such sources as contributions, gifts, and grants; dividends, interest, and investments; or sale or rental of real estate. Also excluded are rents from and receipts (gross as well as the establishment's share) of departments and concessions which are operated by others; sales of used equipment rented or leased to

customers; commissions from vending machine operators; and other nonoperating income such as royalties, franchise fees, etc.

Receipts in this report do not include service receipts of manufacturers, wholesalers, retail establishments, or other businesses whose primary activity is other than service. They do, however, include receipts other than from services rendered (e.g., sale of merchandise to individuals or other businesses) by establishments primarily engaged in performing services and classified in the service industries.

Revenue (Basic dollar volume measure for firms exempt from Federal income tax). Includes revenue from customers or clients for services rendered and merchandise sold during 1992, whether or not payment was received in 1992. Also included are income from interest, dividends, gross contributions, gifts, grants (whether or not restricted for use in operations), rents, royalties, dues and assessments from members and affiliates, and receipts from fundraising activities. Receipts from taxable business activities of firms exempt from Federal income tax (Unrelated Business Income) are also included in revenue.

Revenue does not include sales, admissions, or other taxes collected by the organization from customers or clients and paid directly to a local, State, or Federal tax agency; income from the sale of real estate, investments, or other assets (except inventory held for resale); gross receipts of departments, concessions, etc., that are operated by others; and amounts transferred to operating funds from capital or reserve funds.

Expenses. Expenses include payroll, employee benefits, interest, rent, payroll taxes, cost of supplies used for operation, depreciation expenses, fundraising expenses, contracted or purchased services, and other expenses charged to operations during 1992.

Expenses in this report exclude outlays for the purchase of real estate; construction and all other capital improvements; funds invested; assessments or dues paid to the parent or other chapters of the same organization; and, for fundraising organizations, funds transferred to charities and other organizations.

Annual payroll. Payroll includes all forms of compensation, such as salaries, wages, commissions, bonuses, vacation allowances, sick-leave pay, employee contributions to qualified pension plans, and the value of payments in kind (e.g., free meals and lodgings) paid during the year to all employees. Tips and gratuities received by employees from patrons and reported to employers are included. For corporations, payroll includes amounts paid to officers and executives; for unincorporated businesses, it does not include profit or other compensation of proprietors or partners. Payroll is reported before deductions for social security, income tax, insurance, union dues, etc. This definition of payroll is the same as that used by the Internal Revenue Service (IRS) on form 941.

First-quarter payroll. This item consists of payroll, as defined above, paid to persons employed at any time during the quarter January to March 1992.

Paid employees for pay period including March 12. Paid employees consist of the full- and part-time employees, including salaried officers and executives of corporations, who were on the payroll during the pay period including March 12. Included are employees on paid sick leave, paid holidays, and paid vacations; not included are proprietors and partners of unincorporated businesses. The definition of paid employees is the same as that used on IRS form 941.

Auxiliary establishments. Each company included in this census was asked to identify and separately report auxiliary locations whose primary functions were to manage, administer, service, or support the activities of the other establishments of the company. Data presented in this report do not include auxiliary establishments. Data for auxiliaries are presented in a subsequent report issued as part of the *1992 Enterprise Statistics* reports.

KIND-OF-BUSINESS CLASSIFICATIONS

Services, as defined in Division I of the 1987 Standard Industrial Classification (SIC) manual, includes establishments primarily engaged in rendering a wide variety of services to individuals, business and government establishments, and other organizations.

Establishments covered by the census were assigned kind-of-business classifications according to the industry classifications defined in the 1987 SIC manual. When a more detailed classification than defined in the SIC manual was needed, additional kinds of business were identified within an SIC industry.

The basis for a kind-of-business classification is described above in Method of Classifying Kinds of Business. Descriptions of those kinds of business for which data are provided in this report follow.

Hotels, Rooming Houses, Camps, and Other Lodging Places (SIC Major Group 70)

This group includes establishments engaged in providing lodging, or lodging and meals, and camping facilities. Hotels which provide accommodations for permanent residents (e.g., apartment hotels) and residential mobile home parks are classified in Real Estate, Major Group 65.

Hotels and motels (SIC 7011). Commercial establishments, known to the public as hotels, motor hotels, motels, or tourist courts, primarily engaged in providing lodging, or lodging and meals.

For large geographic areas, data are presented for the following subdivisions of this classification:

1. Hotels, 25 guestrooms or more.
2. Hotels, less than 25 guestrooms.
3. Motels, tourist courts.
4. Motor hotels.

The classification of individual establishments into hotels, motor hotels, and motels and tourist courts was based primarily on the respondents' self-designation.

Rooming and boarding houses (SIC 702). Establishments renting rooms, with or without board, on a fee basis. Homes for the elderly, for children, and for the handicapped that provide additional services, other than nursing care, are classified in Industry 8361, and homes that provide nursing and/or health-related care are classified in Industry Group 805. Rooming and boarding houses operated by membership organizations for their members only are classified in Industry 7041.

Sporting and recreational camps (SIC 7032). Sporting and recreational camps providing lodging and meals, or lodging only. Included are children's camps, fishing camps, hunting camps, and dude ranches. Day camps and sports instructional camps, such as baseball, basketball, or football camps, are classified in Industry 7999.

Recreational vehicle parks and campsites (SIC 7033). Establishments providing overnight or short-term sites for recreational vehicles, trailers, campers, or tents. Residential trailer and mobile home parks are classified in Real Estate, Major Group 65.

Organization hotels and lodging houses, on membership basis (SIC 704). Lodging houses and hotels operated by membership organizations for the benefit of their members and guests, and not open to the general public. Hotels operated by such organizations but open to the public are classified in Industry 7011. Residential homes for the elderly and others in need of residential, social, and personal care are classified in Industry 8361.

Personal Services (SIC Major Group 72)

This group includes establishments primarily engaged in providing services generally to individuals, such as barber and beauty shops, drycleaning plants, laundries, and photographic studios. For establishments classified in Industry Group 721, collecting and distributing units (branch outlets, pickup stations, terminals, or depots) owned and operated by a firm which does its own laundry work are not classified as separate establishments. Data for these units are merged with data for the plant where the work is done.

Power laundries, family and commercial (SIC 7211).

Establishments primarily engaged in operating mechanical laundries with steam or other power. Excluded are establishments which have power laundry equipment but which are primarily engaged in a specialty, such as industrial laundering, linen rental, or diaper service. These establishments are classified in other categories within Industry Group 721. Independently owned agencies for laundry plants are classified in Industry 7212. Laundries using small power equipment of household type are classified in Industry 7219.

Garment pressing, and agents for laundries and dry-cleaners (SIC 7212).

Establishments primarily engaged in providing laundry and drycleaning services but which have the laundry and/or drycleaning work done by others. Establishments in this industry may do their own pressing or finishing work. Independently owned collecting and distributing agencies serving drycleaning plants or power laundries are included in this classification.

Linen supply (SIC 7213).

Establishments primarily engaged in supplying, on a rental basis, such laundered items as uniforms, aprons, table covers, bed linens, and towels. Establishments included in this classification may or may not operate their own laundry facilities.

Coin-operated laundries and drycleaning (SIC 7215).

Establishments primarily engaged in the operation of coin-operated or similar self-service laundry and/or drycleaning equipment. Included are establishments known as laundromats, launderettes, self-service drycleaners, etc. Establishments which operate such machinery in apartment houses, dormitories, and similar locations are included. Establishments which rent such machinery (e.g., to apartment houses) are classified in Industry 7359.

For large geographic areas, data are presented for the following subdivisions of this classification:

1. Coin-operated laundries and drycleaning stores.
2. Coin-operated laundry routes.

Drycleaning plants, except rug cleaning (SIC 7216).

Establishments primarily engaged in drycleaning or dyeing apparel and household fabrics other than rugs. Establishments primarily engaged in cleaning rugs are classified in Industry 7217. Independently owned agencies for cleaning plants are classified in Industry 7212. Establishments known as "tailor shops" or "cleaners" are included in this classification only if they do their own cleaning. Establishments primarily engaged in dyeing fabrics for the trade are classified in Manufacturing, Major Group 22.

Carpet and upholstery cleaning (SIC 7217).

Establishments primarily engaged in cleaning carpets and upholstered furniture. Establishments primarily engaged in rug repair are classified in Industry 7699, those primarily

engaged in reupholstering and repairing furniture are classified in Industry 7641, and those primarily engaged in building cleaning are classified in Industry 7349.

Industrial launderers (SIC 7218).

Establishments primarily engaged in supplying laundered or drycleaned work uniforms, wiping towels, protective apparel (gloves, flame resistant clothing, etc.), dust control items (treated mats or rugs, mops, cloths, etc.), and similar items to industrial, commercial, and government users. These items may belong to the industrial launderers and be supplied to users on a rental basis, or they may belong to the customers. Establishments included in this industry may or may not operate their own laundry or drycleaning facilities.

Laundry and garment services, n.e.c. (SIC 7219).

Establishments primarily engaged in furnishing other laundry services, including repair, alteration, and storage of clothes for individuals; diaper service; and hand laundries. Custom tailors, dressmakers, and fur shops making fur apparel to custom order are classified in Retail Trade.

Photographic studios, portrait (SIC 722).

Establishments primarily engaged in still or video portrait photography for the general public. Included in this classification are school, home, and transient portrait photographers. Establishments primarily engaged in commercial photography are classified in Industry 7335; those primarily engaged in video tape production other than portrait are classified in Industry 7812; and those primarily engaged in film developing and/or print processing for the trade or for the general public are classified in Industry 7384.

Beauty shops (SIC 723).

Establishments primarily engaged in providing beauty services or both beauty and barber services. Beauty and cosmetology schools are also included. Beauty shop concessions (owned and operated by concessionaires) in hotels, department stores, etc., are classified in this industry and treated as separate establishments. However, beauty shops owned by and operated as part of other businesses (e.g., hotels, department stores) are considered part of the main establishment.

Barber shops (SIC 724).

Establishments primarily engaged in providing barber and men's hair styling services. Barber colleges are also included. Barber shop concessions (owned and operated by concessionaires) in hotels, department stores, etc., are classified in this industry and treated as separate establishments. However, barber shops owned by and operated as part of other businesses (e.g., hotels, department stores) are considered part of the main establishment.

Shoe repair shops and shoeshine parlors (SIC 725).

Establishments primarily engaged in repairing footwear or shining shoes. Also included are establishments engaged in cleaning and blocking hats. Shoe repair and shoeshine departments (owned and operated by concessionaires) in

hotels, department stores, etc., are classified in this industry and treated as separate establishments. However, shoe repair shops and shoeshine parlors owned and operated as part of other businesses (e.g., hotels, department stores) are considered part of the main establishment.

Funeral service and crematories (SIC 726). Establishments primarily engaged in preparing the dead for burial, conducting funerals, and cremating the dead. Receipts include sales of funeral merchandise, such as caskets and burial clothing, and other services provided directly by the establishments. Also included in the receipts are reimbursements for cash advances made to other establishments for funeral-related merchandise sales and services, such as flowers. Cemeteries, and crematories operated in conjunction with cemeteries, are classified in Real Estate, Industry 6553; crematories and burial services for pets are classified in Agriculture, Industry 0752.

Tax return preparation services (SIC 7291). Establishments primarily engaged in providing tax return preparation services without also providing accounting, auditing, or bookkeeping services. Establishments providing tax return preparation services which also provide accounting, auditing, or bookkeeping services are classified in Industry 8721. Tax return preparation services (owned and operated by concessionaires) in department stores, etc., are classified in this industry and treated as separate establishments. However, tax return preparation services owned and operated as part of other businesses are considered part of the main establishment.

Miscellaneous personal services, n.e.c. (SIC 7299). Establishments primarily engaged in providing personal services, not elsewhere classified, such as saunas; steam and Turkish baths; costume and formal wear rental; operation of coin-operated personal service machines, such as weighing machines, public lockers (except cold storage), pay toilets, etc.; checkroom concessions; dating service; diet or weight reducing workshops; and tanning salons. Establishments operating coin-operated amusement machines, such as pinball machines and juke boxes, are classified in Industry 7993. The operation of physical fitness facilities, including health fitness spas and reducing salons, is classified in Major Group 70 if lodging is also provided and in Industry 7991 if lodging is not provided.

For large geographic areas, data are presented for the following subdivisions of this classification:

1. Massage parlors, tanning salons, and saunas.
2. Diet and weight reducing services.
3. Formal wear rental.
4. Other personal services, n.e.c.

Business Services (SIC Major Group 73)

This group includes establishments primarily engaged in providing services, not elsewhere classified, to business establishments on a contract or fee basis.

Advertising agencies (SIC 7311). Establishments primarily engaged in preparing advertising (writing copy, artwork, graphics, and other creative work) and placing such advertising in periodicals, newspapers, radio, television, or other advertising media for clients on a contract or fee basis. Establishments which place advertising with media but perform no creative services (media buying services) are classified in Industry 7319. Establishments which write advertising copy but do not place the advertising with media are classified in Industry 8999. Establishments which provide commercial art, graphics, or other creative advertising services but do not place the advertising with media are classified in Industry Group 733. Establishments which solicit advertising for nonaffiliated radio, television, newspapers, or magazines are classified in Industry 7313.

Outdoor advertising services (SIC 7312). Establishments primarily engaged in the preparation of poster displays and painted and electric displays on billboards, panels, bulletins, and frames, principally outdoors. Such establishments may (as incidental services) construct, repair, and maintain display boards and may post advertisements. Sign painting shops are classified in Industry 7389. Shops which make neon signs to order are classified in Manufacturing. Establishments primarily engaged in erecting signs are classified in Construction.

Radio, television, and publishers' advertising representatives (SIC 7313). Establishments primarily engaged in soliciting advertising on a contract or fee basis for (nonaffiliated) newspapers, magazines, and other publications, or for radio and television stations. Advertising sales offices operated by the media are classified as auxiliaries.

For large geographic areas, data are presented for the following subdivisions of this classification:

1. Radio and television advertising representatives.
2. Publishers' advertising representatives.

Advertising, n.e.c. (SIC 7319). Establishments primarily engaged in furnishing advertising services, not elsewhere classified, such as handbill distribution, distribution of samples, and transit advertising. Establishments which provide commercial art, graphics, or other creative advertising services but do not place the advertising with the media, are classified in Industry Group 733. Establishments primarily engaged in direct mail advertising, compiling and selling mailing lists, and related services are classified in Industry 7331.

Adjustment and collection services (SIC 7322). Establishments primarily engaged in the collection or adjustment of claims other than insurance. Establishments providing insurance adjustment services are classified in Insurance, Major Group 64. Establishments providing debt counseling or adjustment services for individuals are classified in Industry 7299. Centralized charge services are classified in Finance, Major Group 61.

Credit reporting services (SIC 7323). Establishments primarily engaged in providing mercantile and consumer credit reporting services. Establishments primarily engaged in conducting personal investigations (background) and preparing reports for insurance companies and other business firms are classified in Industry 7389.

Direct mail advertising services (SIC 7331). Establishments primarily engaged in furnishing direct mail advertising services, such as creating, producing, and mailing direct mail advertising. This industry also includes establishments primarily engaged in compiling and selling mailing lists. Establishments primarily engaged in reproducing direct mail copy to order but also providing other direct mail advertising services are classified in Manufacturing if they print the copy, and in Industry 7334 if they duplicate the copy by photocopying or similar reproduction methods.

For large geographic areas, data are presented for the following subdivisions of this classification:

1. Mailing list compilers, brokers, and managers.
2. Direct mail advertising services, except mailing list services.

Photocopying and duplicating services (SIC 7334). Establishments primarily engaged in reproducing text, drawings, plans, maps, or other copy by blueprinting, photocopying, mimeographing, or other methods of duplication other than printing or microfilming. Printing, including "quick printing," is classified in Manufacturing, and microfilming is classified in Industry 7389.

For large geographic areas, data are presented for the following subdivisions of this classification:

1. Blueprinting and photocopying services.
2. Duplicating services, except printing and photocopying.

Commercial photography (SIC 7335). Establishments engaged in providing commercial photography services for advertising agencies, publishers, and other business and industrial users. Establishments engaged in still and video portrait photography are classified in Industry 7221, and those primarily engaged in mapmaking are classified in Industry 7389. Establishments primarily engaged in medical photography are classified in Industry 8099. Establishments primarily engaged in producing commercial video tape or films are classified in Industry 7812.

Commercial art and graphic design (SIC 7336). Establishments primarily engaged in providing commercial art or graphic design services for advertising agencies, publishers, and other business and industrial users. Producers of still and slide films are classified here. Establishments primarily engaged in art, except commercial and medical art, are classified in Industry 8999; those engaged in medical art are classified in Industry 8099; and those providing drafting services are classified in Industry 7389.

For large geographic areas, data are presented for the following subdivisions of this classification:

1. Commercial art.
2. Graphic arts and related design.

Secretarial and court reporting services (SIC 7338). Establishments primarily engaged in furnishing secretarial, typing, word processing, resume writing, and court reporting services.

Disinfecting and pest control services (SIC 7342). Establishments primarily engaged in providing disinfection and termite, insect, rodent, and other pest control generally in dwellings or other buildings. Establishments primarily engaged in pest control for lawns or agricultural production are classified in Agriculture.

Building cleaning and maintenance services, n.e.c. (SIC 7349). Establishments primarily engaged in furnishing building cleaning and maintenance services, not elsewhere classified, such as window cleaning, janitorial services, floor waxing, and office cleaning. General contractors and special trade contractors primarily engaged in building repair work, cleaning building exteriors by sand or steam blasting, or cleaning up after construction are classified in Construction.

Medical equipment rental and leasing (SIC 7352). Establishments primarily engaged in renting or leasing (except finance leasing) medical equipment. These establishments may also sell medical supplies, but establishments primarily engaged in selling medical supplies are classified in Wholesale or Retail Trade. Establishments primarily engaged in finance leasing are classified in Finance, Industry 6159.

Heavy construction equipment rental and leasing (SIC 7353). Establishments primarily engaged in renting or leasing (except finance leasing) heavy construction equipment, with or without operators. Establishments primarily engaged in finance leasing are classified in Finance, Industry 6159.

For large geographic areas, data are presented for the following subdivisions of this classification:

1. Rental and leasing of heavy construction equipment without operators.
2. Rental and leasing of heavy construction equipment with operators.

Equipment rental and leasing, n.e.c. (SIC 7359). Establishments primarily engaged in renting or leasing (except finance leasing) equipment, not elsewhere classified, such as tools, furniture, industrial equipment (except heavy construction), televisions, appliances, party supplies, etc. Establishments primarily engaged in finance leasing are classified in Finance, Industry 6159.

Establishments renting or leasing automobiles and trucks without drivers are classified in Industry Group 751; those renting with drivers, in Transportation. Establishments renting (or leasing) medical equipment are classified in Industry 7352; video tapes and cassettes, in Industry 7841; amusement and recreation items, such as bicycles, beach chairs, etc., in Industry 7999; personal items, such as formal wear, lockers (other than refrigerated), and pillows, in Industry 7299; commercial boats, in Water Transportation, Major Group 44. Direct leasing of machinery or equipment by the manufacturer is classified in Manufacturing or Wholesale Trade. Establishments primarily leasing computer time, including time-sharing services, are classified in Industry 7374; and those renting or leasing computers or data processing equipment, in Industry 7377.

For large geographic areas, data are presented for the following subdivisions of this classification:

1. Equipment rental, except rent-to-own.
2. Equipment leasing, except finance leasing.
3. Rent-to-own.

Employment agencies (SIC 7361). Establishments primarily engaged in providing placement and employment services for employers or those seeking employment. Modeling agencies and nurses' registries are included. Theatrical employment agencies are classified in Industry 7922; motion picture casting bureaus, in Industry 7819; and establishments engaged in furnishing help to other businesses, in Industry 7363.

Help supply services (SIC 7363). Establishments primarily engaged in supplying temporary or continuing help (except agricultural) to other businesses on a contract or fee basis. The help supplied is on the payroll of the supplying establishment but is under the direct or general supervision of the business to whom the help is furnished. Establishments primarily engaged in providing placement and employment services are classified in Industry 7361. Establishments which provide both management and staff to operate a business are classified according to the type of activity of the business. Establishments primarily engaged in furnishing personnel to perform a range of services in support of the operation of other establishments are classified in Industry 8744. Farm labor supply is classified in Agriculture, Industry 0761.

For large geographic areas, data are presented for the following subdivisions of this classification:

1. Temporary help supply.
2. Employee leasing.
3. Other help supply services.

Computer programming services (SIC 7371). Establishments primarily engaged in providing custom computer programming services on a contract or fee basis. These

establishments often perform a variety of additional services, such as computer software design and analysis, modification of existing software, and training in the use of custom software. Establishments primarily engaged in the development and marketing of prepackaged software are classified in Industry 7372. Computer processing services are classified in Industry 7374.

Prepackaged software (SIC 7372). Establishments primarily engaged in designing and developing prepackaged software, including operating, utility, and applications programs. These establishments may also prepare software documentation for the user, install software for the user, and train the user in the use of the software. Establishments primarily engaged in buying and selling prepackaged software are classified in Wholesale or Retail Trade. Custom computer software services, including computer code authors, are classified in Industry 7371.

Computer integrated systems (SIC 7373). Establishments primarily engaged in developing or modifying computer software and packaging or bundling the software with hardware (computers and peripheral equipment) to create an integrated system for specific application. These establishments are involved in all phases of systems development, from design through installation. Establishments primarily engaged in buying and selling computer software and/or hardware are classified in Wholesale or Retail Trade, and establishments primarily engaged in manufacturing computers and/or peripheral equipment are classified in Manufacturing.

Computer processing and data preparation and processing services (SIC 7374). Establishments primarily engaged in providing computer processing and data preparation services. Service may consist of complete processing and preparation of reports from data supplied by the customer, or it may be specialized, such as data entry or making data processing equipment available on an hourly or time-sharing basis.

Information retrieval services (SIC 7375). Establishments primarily engaged in providing on-line information retrieval services on a contract or fee basis. The information generally involves a range of subjects and is taken from other primary sources. Establishments which collect and originate the data are classified in the industry associated with that activity.

Computer facilities management services (SIC 7376). Establishments primarily engaged in providing on-site management and operation of computer and data processing facilities on a contract or fee basis. Establishments primarily engaged in providing computer and data processing at their own facilities are classified in Industry 7374.

Computer rental and leasing (SIC 7377). Establishments primarily engaged in renting or leasing (except finance) computers and related data processing equipment on the

customers' site, whether or not also providing maintenance or support services. Establishments primarily engaged in both manufacturing and leasing computers and related data processing equipment are classified in Division D, Manufacturing, and separate establishments owned by the manufacturer and primarily engaged in leasing are classified in Wholesale Trade. Establishments primarily engaged in finance leasing of computers and related data processing equipment are classified in Finance, Industry 6159, and those primarily engaged in leasing computer time are classified in Industry 7374.

Computer maintenance and repair (SIC 7378). Establishments primarily engaged in the maintenance and repair of computers and computer peripheral equipment.

Computer related services, n.e.c. (SIC 7379). Establishments primarily engaged in providing computer related services, not elsewhere classified, such as computer consulting, disk and diskette conversion, and tape recertification.

For large geographic areas, data are presented for the following subdivisions of this classification:

1. Computer consultants.
2. Miscellaneous computer services, n.e.c.

Detective, guard, and armored car services (SIC 7381). Establishments primarily engaged in providing detective, guard, and armored car services. Fingerprint service, polygraph service, and rental of dogs for protective service are included in this classification.

For large geographic areas, data are presented for the following subdivisions of this classification:

1. Detective agencies and guard services.
2. Armored car services.

Security systems services (SIC 7382). Establishments primarily engaged in monitoring and maintaining security systems devices, such as burglar and fire alarms. These establishments may also sell, lease, and/or install the security systems which they monitor and maintain. Establishments primarily engaged in the sales and installation, or installation only, of such devices are classified in Construction, Industry 1731.

News syndicates (SIC 7383). Establishments primarily engaged in providing news, pictures, features, and news reporting services to newspapers and periodicals. Separate establishments of newspaper and periodical publishers which are engaged in gathering news are classified as auxiliaries.

Photofinishing laboratories (SIC 7384). Establishments primarily engaged in developing film and photographic prints and enlargements. Data for retail outlets (kiosks),

which are owned and operated by photofinishing laboratories for the pickup and delivery of film, are merged with data for the laboratory which owns them and are not treated as separate establishments. Establishments primarily engaged in processing motion picture and video film for the motion picture and television industries are classified in Industry 7819.

For large geographic areas, data are presented for the following subdivisions of this classification:

1. Photofinishing laboratories, except "one-hour" (mini) labs.
2. "One-hour" (mini) photofinishing.

Business services, n.e.c. (SIC 7389). Establishments primarily engaged in furnishing business services, not elsewhere classified, such as auctioneers' establishments (service only), business brokers, drafting service, independent lecture bureaus, inspection service, printing brokers, notaries public, and shop window decoration or trimming, on a commission or fee basis.

For large geographic areas, data are presented for the following subdivisions of this classification:

1. Sign painting shops. Establishments primarily engaged in making signs to individual order or in doing office door and window lettering. Establishments primarily engaged in making signs other than on a custom basis and neon sign manufacturers are classified in Manufacturing.
2. Interior designing. Establishments primarily engaged in advising clients on the selection of furniture, draperies, rugs, and other interior decorations on a commission or fee basis. Establishments providing interior designing service but primarily engaged in the sale of merchandise, are not included. Painting and papering contractors who frequently call themselves "interior decorators" are classified in Construction.
3. Telephone answering services. Establishments primarily engaged in transmitting telephone messages to their clients. Paging services are classified in Communications.
4. Water softening and conditioning services. Establishments primarily engaged in softening water by chemical treatment or other methods.
5. Packaging and labeling services. Establishments primarily engaged in packaging and labeling products, on a contract or fee basis, in packages or other containers normally intended for retail distribution. Companies primarily engaged in packing, crating, and otherwise preparing goods for shipping are classified in Transportation.
6. Trading stamp services. Establishments primarily engaged in selling trading stamps or merchandise coupons to merchants. The redemption stores of trading stamp companies are classified as auxiliary to this industry.

7. Convention and trade show services. Establishments primarily engaged in providing a variety of services to conventions and trade shows on a contract or fee basis, including decoration services, registration services, promotion, and other administrative functions.
8. Private mail centers. Establishments primarily engaged in providing mailbox rental and other postal and mailing (except advertising) services. In addition, establishments may provide typing, photocopying, and FAX services, and may sell office supplies.
9. Miscellaneous business services, n.e.c. Establishments primarily engaged in furnishing business services, not elsewhere classified.

Automotive Repair, Services, and Parking (SIC Major Group 75)

This group includes establishments primarily engaged in furnishing automotive repair, rental, leasing, parking, and other services. Similar facilities owned and operated by concerns for their own use and not available to the general public are treated as auxiliary establishments of those concerns and are not included here. Automotive repair shops operated by establishments engaged in the sale of new automobiles are classified in Retail Trade, as are those operated by gasoline service stations (where sales of merchandise (including fuel) exceed repair receipts). Automobile driving instruction is classified in Industry 8299.

Truck rental and leasing, without drivers (SIC 7513).

Establishments primarily engaged in short-term rental or extended-term leasing (with or without maintenance) of trucks, truck tractors, or semitrailers without drivers. Establishments primarily engaged in renting or leasing, except finance leasing, of industrial trucks are classified in Industry 7359; those renting or leasing trucks with drivers are classified in Transportation, Industry Group 421; and those renting or leasing heavy construction and earth moving equipment are classified in Industry 7353. Establishments primarily engaged in finance leasing are classified in Finance, Major Group 61.

For large geographic areas, data are presented for the following subdivisions of this classification:

1. Truck rental, without drivers.
2. Truck leasing, except finance leasing.

Passenger car rental (SIC 7514). Establishments primarily engaged in short-term rental of passenger cars without drivers. Data for separate automotive rental offices or concessions (e.g., airport locations) in the same metropolitan area, for which a common fleet of cars is maintained, are merged and not considered as separate establishments. Establishments primarily engaged in renting automobiles with drivers are classified in Transportation, Industry 4119.

Passenger car leasing (SIC 7515). Establishments primarily engaged in extended-term leasing of passenger cars without drivers. These establishments may or may not provide maintenance of vehicles as part of the lease contract. Establishments primarily engaged in renting automobiles with drivers are classified in Transportation, Industry 4119. Establishments primarily engaged in finance leasing are classified in Finance, Major Group 61.

Utility trailer and recreational vehicle rental (SIC 7519).

Establishments primarily engaged in daily or extended-term rental of utility trailers and recreational vehicles. Establishments primarily engaged in renting motorcycles, bicycles, golf carts, gocarts, or recreational boats are classified in Industry 7999, and those engaged in renting airplanes are classified in Industry 7359. Establishments primarily engaged in the rental of mobile homes on site are classified in Real Estate, Industry 6515.

Automobile parking (SIC 7521).

Establishments primarily engaged in the temporary parking of automobiles usually on an hourly, daily, or monthly contract or fee basis. Excluded are municipal parking lots and lots operated by establishments or institutions primarily engaged in other activities (e.g., department stores, hospitals, restaurants). Valet parking is classified in Industry 7299. Establishments primarily engaged in extended or dead storage of automobiles are classified in Transportation, Industry 4226.

For large geographic areas, data are presented for the following subdivisions of this classification:

1. Parking lots.
2. Parking structures.

Top, body, and upholstery repair shops and paint shops (SIC 7532).

Establishments primarily engaged in the repair of automotive tops, bodies, and interiors, or automotive painting and refinishing. Also included in the industry are establishments primarily engaged in customizing automobiles, trucks, and vans, except on a factory basis. Those engaged in customizing automobiles, trucks, and vans on a factory basis are classified in Manufacturing, Industry Group 371.

For large geographic areas, data are presented for the following subdivisions of this classification:

1. Top and body repair shops.
2. Paint shops.

Automotive exhaust system repair shops (SIC 7533).

Establishments primarily engaged in the installation, repair, or sale and installation of automotive exhaust systems. The sale of mufflers, tailpipes, and catalytic converters is considered to be incidental to the installation of these products.

Tire retreading and repair shops (SIC 7534).

Establishments primarily engaged in repairing and retreading automotive tires. Establishments classified here may either retread customers' tires or retread tires for sale or exchange to the user or the trade.

Automotive glass replacement shops (SIC 7536). Establishments primarily engaged in the installation, repair, or sale and installation of automotive glass. The sale of the glass is considered incidental to the replacement.

Automotive transmission repair shops (SIC 7537). Establishments primarily engaged in the installation, repair, or sale and installation of automotive transmissions. The sale of transmissions and related parts is considered incidental to transmission installation or repair.

General automotive repair shops (SIC 7538). Establishments primarily engaged in general automotive repair, such as engine repair shops (except industrial truck engines), general repair and service garages, and diesel engine repair shops. Establishments primarily engaged in specialized repair of individual engine components, not elsewhere classified, are classified in Industry 7539. Establishments primarily engaged in repair of motorcycles are classified in Industry 7699.

For large geographic areas, data are presented for the following subdivisions of this classification:

1. General automotive repair shops, except diesel.
2. Diesel repair shops.

Automotive repair shops, n.e.c. (SIC 7539). Establishments primarily engaged in specialized automotive repair, not elsewhere classified, such as fuel service (carburetor repair), brake relining, front-end and wheel alignment, and radiator repair. Establishments primarily engaged in automotive welding are classified in Industry 7692.

For large geographic areas, data are presented for the following subdivisions of this classification:

1. Radiator repair.
2. Brake, front end, and wheel alignment.
3. Carburetor repair shops.
4. Automotive electrical repair shops.
5. Other automotive repair shops, n.e.c. Establishments primarily engaged in specialized automotive repairs, not elsewhere classified, such as frame repair, piston ring service and repair, speedometer repair, and heater and air-conditioning repair.

Carwashes (SIC 7542). Establishments primarily engaged in washing, waxing, and polishing motor vehicles or furnishing facilities for the self-service washing of motor vehicles.

Automotive services, except repair and carwashes (SIC 7549). Establishments primarily engaged in furnishing automotive services, except repair and carwashes, such as lubricating service, towing service, diagnostic service, undercoating service, and inspection service.

For large geographic areas, data are presented for the following subdivisions of this classification:

1. Lubrication shops.
2. Towing services.
3. Other automotive services, n.e.c.

Miscellaneous Repair Services (SIC Major Group 76)

This group includes establishments primarily engaged in miscellaneous repair services, not elsewhere classified. Repair departments of retail dealers or manufacturers are not included unless operated as separate establishments and reported as such. This group does not include some repair services of which the more important are: repair to structures (classified in Construction); garment and shoe repair (classified in Major Group 72); automotive repair services (classified in Major Group 75); electronic computer and computer peripheral equipment repair services (classified in Industry 7378); ship and boat repair (classified in Manufacturing); and railroad repair (classified in Manufacturing).

Radio and television repair shops (SIC 7622). Establishments primarily engaged in repairing radios, televisions, phonographs, stereo equipment, and tape recorders. Also included are establishments engaged in installing and repairing television, amateur, and citizens' band antennas, and those engaged in installing and servicing similar equipment in homes, offices, boats, automobiles, or other vehicles. Establishments primarily engaged in installation, repair, or maintenance of radio and television broadcast transmitting antennas and towers are classified in Construction. Repair departments of radio and television dealers are not included here unless operated and reported as separate establishments.

Refrigeration and air-conditioning service and repair shops (SIC 7623). Establishments primarily engaged in servicing and repairing household and commercial electrical refrigerators and air-conditioning and refrigeration equipment. Establishments primarily engaged in servicing and repairing gas refrigeration equipment are classified in Industry 7699, and those repairing automotive air-conditioning equipment are classified in Industry 7539. Establishments primarily engaged in installing refrigeration and air-conditioning systems are classified in Construction.

Electrical and electronic repair shops, n.e.c. (SIC 7629). Establishments primarily engaged in servicing and repairing electrical and electronic equipment, not elsewhere classified, such as electrical household appliances (washing machines, vacuum cleaners, irons, toasters, etc.) and electrical and electronic industrial equipment. Electrical contractors and electrical shops engaged primarily in house wiring are included in Construction, Industry 1731. The repair of electric motors is classified in Industry 7694. Repair of electronic computers and computer peripheral equipment is classified in Industry 7378.

Watch, clock, and jewelry repair (SIC 763). Establishments primarily engaged in the repair of watches, clocks, or jewelry. Establishments primarily engaged in assembling watches from purchased parts are classified in Manufacturing, Industry 3873.

Reupholstery and furniture repair (SIC 764). Establishments primarily engaged in furniture reupholstery and repair. Establishments primarily engaged in selling upholstery materials, making slipcovers and draperies to order, or in upholstering new frames to individual order are classified in Retail Trade, as are establishments making furniture and cabinets on a custom basis.

Welding repair (SIC 7692). Establishments primarily engaged in repair work by welding, including automotive welding. Welding in connection with the manufacture of a product is classified in Manufacturing. Welding contractors doing welding work at construction sites are classified in Construction, Industry 1799.

Armature rewinding shops (SIC 7694). Establishments primarily engaged in rewinding armatures and rebuilding or repairing electric motors. Establishments classified here may either repair customers' equipment or repair their own equipment for sale or exchange to users or to the trade. Establishments primarily engaged in the repair of electrical appliances are classified in Industry 7629.

Repair shops and related services, n.e.c. (SIC 7699). Establishments primarily engaged in specialized repair services, not elsewhere classified, such as farm machinery and equipment repair; lawnmower, saw, knife, and tool sharpening and repair; bicycle repair; lock and gun repair; musical instrument repair; and the repair of typewriters. Repair services which involve primarily electrical or electronic equipment or components are classified in Industry 7629; however, primarily mechanical repair of electrically powered equipment, such as electric sewing machine repair, is included here.

For large geographic areas, data are presented for the following subdivisions of this classification:

1. Farm machinery and equipment repair.
2. Lawnmower and other small gasoline engine repair. Establishments primarily engaged in saw, knife, and tool sharpening are also included here.
3. Sewer and septic tank cleaning services. Establishments primarily engaged in cleaning or repairing sewers and septic tanks. Establishments which install septic tanks are classified in Construction.
4. Other repair and related services, n.e.c. Establishments primarily engaged in specialized repair services, not elsewhere classified, such as aircraft flight instrument repair (except electrical), blacksmith shops, bicycle repair, boiler repair, photographic equipment repair,

dental instrument repair, furnace and chimney cleaning, gunsmith shops, key duplicating shops, motorcycle repair, musical instrument tuning and repair, taxidermists, typewriter repair, umbrella repair, and venetian blind repair.

Motion Pictures (SIC Major Group 78)

This group includes establishments producing and distributing motion pictures, exhibiting motion pictures in commercially operated theaters, and furnishing services to the motion picture industry. The term "motion pictures" includes similar productions for television or other media using film, tape, or other means.

Motion picture and video tape production (SIC 7812). Establishments primarily engaged in the production of theatrical and nontheatrical motion pictures and video tapes for exhibition or sale. Establishments engaged in both production and distribution of motion pictures are included here, as well as those engaged in the production of educational, industrial, and religious films. Establishments primarily engaged in motion picture and video tape reproduction are classified in Industry 7819.

For large geographic areas, data are presented for the following subdivisions of this classification:

1. Motion picture production, except for television.
2. Motion picture and tape production for television.

Services allied to motion picture production (SIC 7819). Establishments primarily engaged in performing auxiliary services to motion picture production, such as motion picture film processing, editing, and titling. Also included are casting bureaus, wardrobe and studio property rental, rental and repair of cameras and other motion picture equipment, stock footage film libraries, and television tape services (editing, transfers, etc.).

Motion picture and video tape distribution (SIC 7822). Establishments primarily engaged in the distribution (rental or sale) of theatrical and nontheatrical motion picture films or in the distribution of video tapes and disks, except to the general public. Establishments engaged in both distribution and production are classified in Industry 7812. Establishments primarily engaged in renting video tapes and disks to the general public are classified in Industry 7841, and those engaged in the sale of video tape and disks to individuals for personal or household use are classified in Retail Trade, Industry 5735.

For large geographic areas, data are presented for the following subdivisions of this classification:

1. Motion picture film exchanges.
2. Film and tape distribution for television.
3. Video tape wholesalers.

Services allied to motion picture distribution (SIC 7829). Establishments primarily engaged in performing auxiliary services to motion picture distribution, such as film delivery service, film purchasing and booking agencies, and film libraries.

Motion picture theaters, except drive-in (SIC 7832). Commercially operated theaters primarily engaged in the indoor exhibition of motion pictures.

Drive-in motion picture theaters (SIC 7833). Commercially operated theaters, commonly known as drive-in theaters, primarily engaged in the outdoor exhibition of motion pictures.

Video tape rental (SIC 7841). Establishments primarily engaged in renting recorded video tapes and disks to the general public for personal or household use. Establishments primarily engaged in renting video recorders and players are classified in Industry 7359. Establishments primarily engaged in selling recorded video tapes and disks to the general public are classified in Retail Trade, Industry 5735, and those engaged in the wholesale distribution of recorded video tapes and disks are classified in Industry 7822.

Amusement and Recreation Services, Except Motion Pictures (SIC Major Group 79)

This group includes establishments primarily engaged in providing amusement, recreation, or entertainment services, not elsewhere classified. Gambling businesses, where legal, are also included in this Major Group; however, combined gambling and lodging facilities with 25 guestrooms or more are classified in Industry 7011. Establishments primarily engaged in operating museums, art galleries, arboreta, and botanical and zoological gardens are classified in Major Group 84.

Dance studios, schools, and halls (SIC 791). Establishments primarily engaged in operating public dance halls or ballrooms, dance studios, and dance schools. Establishments primarily engaged in renting facilities used as dance halls or ballrooms are classified in Real Estate, Industry 6512.

Theatrical producers (except motion picture) and miscellaneous theatrical services (SIC 7922). Establishments primarily engaged in providing live theatrical presentations, such as road companies and summer theaters. This industry also includes services allied with theatrical presentations, such as casting agencies; booking agencies for plays, artists, and concerts; scenery, lighting, and other equipment services; and theatrical ticket agencies. Also included in this industry are producers of live and taped radio programs and commercials and producers of live television programs.

For large geographic areas, data are presented for the following subdivisions of this classification:

1. Producers of live theatrical productions. Stock or repertory companies, whether or not operating their own theaters, are included here. Establishments primarily engaged in producing shows for dinner theaters but not operating the food service are also included here. Dinner theaters operating food service are classified in Retail Trade, Industry 5812.
2. Producers of radio and television shows, except tape producers. Establishments primarily engaged in producing shows for live presentation on radio and television. Producers of motion picture and television tape are classified in Industry 7812 and producers of radio tape in the subgroup Other theatrical services.
3. Artists' and entertainers' managers or agents, concert bureaus, and booking agents.
4. Other theatrical services. Establishments engaged in theatrical services, not elsewhere classified, such as ticket agencies; theatrical, television, and radio employment agencies; theatrical equipment rental and design; and lighting. Radio show tape producers are included here.

Bands, orchestras, actors, and other entertainers and entertainment groups (SIC 7929). Establishments primarily engaged in providing entertainment other than live theatrical presentations. These establishments include bands, orchestras, and entertainers.

For large geographic areas, data are presented for the following subdivisions of this classification:

1. Dance groups and artists.
2. Symphony orchestras, opera companies, and chamber music organizations.
3. Other music groups and artists. Dance and stage bands, orchestras (except symphony or chamber), combos, quintets, soloists, and similar musical organizations, groups, and artists.
4. Other entertainers and entertainment groups. Entertainers other than dance bands, symphony orchestras, dance groups, or similar musical and dance organizations.

Bowling centers (SIC 7933). Establishments primarily engaged in providing facilities for bowling.

Professional sports clubs and promoters (SIC 7941). Operators and promoters of professional and semiprofessional athletic clubs, promoters of athletic events, and managers of individual professional athletes. Receipts from radio or television broadcasts, from sales of players, from concession operators, and from noncustomer sources are not included in the total receipts for the activities

classified here. Establishments primarily engaged in renting stadiums and athletic fields to sports promoters and clubs are classified in Real Estate, Industry Group 651.

For large geographic areas, data are presented for the following subdivisions of this classification:

1. Baseball clubs.
2. Football clubs.
3. Other professional sports clubs.
4. Managers and promoters.

Racing, including track operation (SIC 7948). Promoters and participants in racing activities, including racetrack operators, operators of racing stables, jockeys, racehorse trainers, and race car owners and operators. Establishments which own racetracks but do not engage in promotion of racing events, are classified in Real Estate, Industry Group 651. Stables and kennels primarily engaged in breeding or boarding horses and dogs are classified in Agriculture, Industry 0752.

For large geographic areas, data are presented for the following subdivisions of this classification:

1. Auto racetrack operation.
2. Horse racetrack operation.
3. Dog racetrack operation.
4. Racing stables and racing, n.e.c.

Physical fitness facilities (SIC 7991). Establishments primarily engaged in operating reducing and other health clubs, spas, and similar facilities featuring exercise and other active physical fitness conditioning, whether or not on a membership basis. Establishments providing aerobic dance and exercise classes are also included here. Sports and recreation clubs are classified in Industry 7997 if operated on a membership basis, and in Industry 7992 or 7999 if open to the general public. Health resorts and spas providing lodging are classified in Major Group 70. Establishments that promote physical fitness through diet control are classified in Industry 7299.

For large geographic areas, data are presented for the following subdivisions of this classification:

1. Physical fitness centers, except gymnasiums and athletic clubs.
2. Gymnasiums and athletic clubs.

Public golf courses (SIC 7992). Privately operated establishments primarily engaged in the operation of golf courses open to the general public on a fee basis. Municipally owned and operated golf courses are not included. Membership golf and country clubs are classified in Industry 7997. Miniature golf courses and golf driving ranges are classified in Industry 7999.

Coin-operated amusement devices (SIC 7993). Establishments primarily engaged in operating coin-operated amusement devices either in their own or in other places of business. Such amusement devices include juke boxes, pinball machines, mechanical games, video games, slot machines (where legal), and similar types of amusement equipment. The amusement devices may also be operated by bills. Amusement arcades and parlors are also included. Establishments primarily engaged in rental of such devices are classified in Industry 7359.

Amusement parks (SIC 7996). Establishments known as amusement parks, theme parks, kiddie parks, etc., which group together a number of attractions, such as mechanical rides, amusement devices, refreshment stands, and picnic grounds. Individual ride operators or concessionaires operating within the park are classified in Industry 7999, as are carnivals operating without a fixed exhibition site. Owners of the park grounds (who do not operate the amusement parks) are classified in Real Estate, Industry Group 651.

Membership sports and recreation clubs (SIC 7997). Sports and recreation clubs which maintain facilities for use only by members and their guests, such as country, golf, tennis, yacht, and swimming clubs. Such establishments are classified here regardless of the proportion of receipts derived from food or liquor sales. Membership organizations engaged in civic, social, or fraternal activities are classified in Industry 864. Physical fitness facilities are classified in Industry 7991.

Amusement and recreation services, n.e.c. (SIC 7999). Establishments primarily engaged in the operation of sports, amusement, and recreation services, not elsewhere classified, such as bathing beaches, swimming pools, and riding academies and schools. Membership sports and recreation clubs not open to the general public are classified in Industry 7997.

For large geographic areas, data are presented for the following subdivisions of this classification:

1. Concession operators of amusement devices and rides. Concession operators of mechanical rides or of amusement devices in amusement parks, carnivals, circuses, or fairs; or operators of independently operated rides or devices of this type.
2. Carnivals and circuses. Establishments operating a group of amusement, service, and/or retail units, generally known as carnivals, which do not have any fixed exhibition site; or companies engaged in the operation of circuses having acrobatic and animal shows and individual circus acts. Side shows are included here. Individual performers in circuses are classified in Other entertainers and entertainment groups, a subgroup of Industry 7929.
3. Fairs. Establishments primarily engaged in arranging and operating the exhibitions and related activities

usually associated with county, State, or similar fairs. Carnivals and side shows which are part of the fairs but which are independently owned and operated are included in the subgroup Carnivals and circuses. Other independently owned and operated amusement device and ride concessions are included in the subgroup Concession operators of amusement devices and rides.

4. Roller skating rinks.
5. Ice skating rinks.
6. Other amusement and recreation services, n.e.c. Establishments primarily engaged in the commercial operation of sports, amusement, and recreation services, not elsewhere classified. Included are establishments engaged in instruction of sports or recreational activities, such as baseball, bridge, golf, judo, karate, skiing, swimming, and tennis. Also included are establishments renting articles for amusement and recreation, such as beach chairs and accessories, bicycles, golf carts, small boats and canoes, and saddle horses.

Other establishments in this classification include commercially operated bathing beaches, gambling establishments (where legal), golf driving ranges, miniature golf courses, riding academies and stables, shooting galleries, slot-car tracks, ski lifts, day camps, and establishments engaged in the commercial operation of swimming pools open to the general public for a fee. Municipally operated golf courses and swimming pools are excluded from this census. Privately owned tourist attractions, such as natural wonders or manmade exhibits, are included here. Museums, art galleries, and botanical and zoological gardens are included in Major Group 84.

Health Services (SIC Major Group 80)

This group includes establishments primarily engaged in furnishing medical, surgical, and other health services to persons. Associations or groups, such as Health Maintenance Organizations (HMO's), primarily engaged in providing medical or other health services to members are included but those which only provide insurance covering hospitalization or medical costs are classified in Insurance, Major Group 63. Hospices providing medical services are also included in this Major Group and are classified according to the primary service provided. Health care facilities were primarily coded based on self-designation. Where multiple levels of care were indicated but were not apparently separate operations, the facility was generally classified based on the highest level of care provided. Veterinarians are classified in Agriculture, Industry Group 074.

Offices and clinics of doctors of medicine (SIC 801). Establishments of licensed practitioners having the degree of M.D. and engaged in the practice of general or specialized medicine and surgery. General medical clinics (staffed by licensed practitioners having M.D. degree) are also classified here.

Associations of physicians formed solely for sharing expenses (including payroll) are also included here. Receipts are not applicable for these associations since their operations are funded by reimbursements from member firms, and these funds are not considered operating receipts for medical services provided. However, their payroll and employment data are included in statistics presented for this category.

For large geographic areas, data are presented for the following subdivisions of this classification:

1. Offices of doctors of medicine. Includes offices as well as group clinics owned and operated by physicians for the purpose of carrying on their profession.
2. General medical clinics. Includes clinics not owned and operated by physicians associated for the purpose of carrying on their profession.

Offices and clinics of dentists (SIC 802). Establishments of licensed practitioners having the degree of D.D.S. (or D.D. Sc.) or D.M.D. and engaged in the practice of general or specialized dentistry, including dental surgery. Dental clinics are also classified here.

For large geographic areas, data are presented for the following subdivisions of this classification:

1. Offices of dentists. Includes offices as well as group clinics owned and operated by dentists associated for the purpose of carrying on their profession.
2. Dental clinics. Includes clinics not owned and operated by dentists associated for the purpose of carrying on their profession.

Offices and clinics of doctors of osteopathy (SIC 803). Establishments of licensed practitioners having the degree of D.O. and engaged in the practice of general or specialized osteopathic medicine and surgery.

For large geographic areas, data are presented for the following subdivisions of this classification:

1. Offices of osteopathic physicians.
2. Osteopathic clinics.

Offices and clinics of chiropractors (SIC 8041). Establishments of licensed practitioners having the degree of D.C. and engaged in the practice of chiropractic medicine.

Offices and clinics of optometrists (SIC 8042). Establishments of licensed practitioners having the degree of O.D. and engaged in the practice of optometry. Establishments where receipts are primarily from the sale of optical goods prescribed as a result of eye examinations performed at another establishment are classified in Retail Trade, Industry 5999.

Offices and clinics of podiatrists (SIC 8043). Establishments of licensed practitioners having the degree of D.P. and engaged in the practice of podiatry.

Offices and clinics of health practitioners, n.e.c. (SIC 8049). Establishments of health practitioners engaged in practice in health fields, not elsewhere classified, such as acupuncturists, midwives, nutritionists, physical and occupational therapists, and psychologists.

Skilled nursing care facilities (SIC 8051). Establishments primarily engaged in providing inpatient nursing and rehabilitative services to patients who require continuous health care but not hospital services. Care must be ordered by and under the direction of a physician. The staff must include a licensed nurse on duty continuously with a minimum of one full-time registered nurse on duty during each day shift. Included are establishments certified to deliver skilled nursing care under the Medicare and Medicaid programs.

Intermediate care facilities (SIC 8052). Establishments primarily engaged in providing inpatient nursing and rehabilitative services but not on a continuous basis. Staffing must include 24-hour per day personnel with a licensed nurse on duty full-time during each day shift. At least once a week, consultation with a registered nurse on the delivery of care is required. Included are facilities certified to deliver intermediate care under the Medicaid program.

Nursing and personal care facilities, n.e.c. (SIC 8059). Establishments primarily engaged in providing some nursing and/or health-related care to patients who do not require the degree of care and treatment that a skilled or intermediate care facility is designed to provide. Included are rest homes, convalescent homes, and other institutions where health care is a major element. Residential facilities, such as homes for the retarded and the elderly which provide personal care but where health care is incidental, are classified in Industry 8361.

General medical and surgical hospitals (SIC 8062). Establishments primarily engaged in providing general medical and surgical services and other hospital services. Specialty hospitals are classified in Industries 8063 and 8069.

Psychiatric hospitals (SIC 8063). Establishments primarily engaged in providing diagnostic medical services and inpatient treatment for the mentally ill. Establishments known as hospitals and primarily engaged in providing health care for the mentally retarded are classified in Industry 8051.

Specialty hospitals, except psychiatric (SIC 8069). Establishments primarily engaged in providing diagnostic services, treatment, and other hospital services for specialized categories of patients, except for the mentally ill.

Medical laboratories (SIC 8071). Establishments primarily engaged in providing professional analytic or diagnostic services to the medical profession or to the patient as

prescribed by a physician. Laboratories engaged in the manufacture of medical or pharmaceutical products are classified in Manufacturing. Laboratories engaged in commercial medical research are classified in Industry 8731, and those engaged in noncommercial medical research are classified in Industry 8733.

Dental laboratories (SIC 8072). Establishments primarily engaged in making dentures, artificial teeth, and orthodontic appliances to order for the dental profession. The manufacture of teeth other than to order is classified in Manufacturing. Establishments providing dental X-ray laboratory services are classified in Industry 8071.

Home health care services (SIC 8082). Establishments primarily engaged in providing skilled nursing or medical care in the home under supervision of a medical doctor. Establishments of registered or practical nurses engaged in the independent practice of their profession are classified in Industry 8049, and nurses' registries are classified in Industry 7361. Establishments primarily engaged in selling health care products for personal or household consumption are classified in Retail Trade, and those engaged in renting or leasing products for health care are classified in Industry 7352.

Kidney dialysis centers (SIC 8092). Establishments primarily engaged in providing kidney or renal dialysis services.

Specialty outpatient facilities, n.e.c. (SIC 8093). Establishments primarily engaged in outpatient care of a specialized nature, such as alcohol and drug treatment, birth control/family planning, etc., with permanent facilities and with medical staff to provide diagnosis, treatment, or both for patients who are ambulatory but do not require inpatient care.

Health and allied services, n.e.c. (SIC 8099). Establishments primarily engaged in providing health and allied services, n.e.c., such as blood banks, blood donor stations, childbirth preparation classes, medical photography and art, and oxygen tent services. Establishments of registered or practical nurses in independent practice are classified in Industry 8049. Ambulance services are classified in Transportation, Industry 4119.

Legal Services (SIC Major Group 81)

This group includes establishments which are headed by members of the bar and are engaged in offering legal advice or legal services. Nonprofit legal services (including legal aid societies) are classified here. Associations of lawyers formed solely for the sharing of expenses (including payroll) and not for the purpose of jointly practicing their profession are also included. Receipts are not applicable for these associations since their operations are funded by reimbursements from member firms, and these

funds are not considered operating receipts for legal services provided. However, their payroll and employment data are included in statistics presented for this category.

Selected Educational Services (SIC's 823, 824, 829)

This group includes libraries as well as establishments furnishing formal courses through correspondence, commercial, and trade schools. Elementary and secondary schools (Industry 8211); colleges, universities, and professional schools (Industry 8221); and junior colleges and technical institutes (Industry 8222) are out of scope of the census.

Libraries (SIC 823). Establishments primarily engaged in providing library services, including the circulation of books and other materials for reading, study, and reference.

Data processing schools (SIC 8243). Establishments primarily engaged in offering training in data processing (including data keying), computer programming, and in computer and peripheral equipment operation, maintenance, and repair.

Business and secretarial schools (SIC 8244). Establishments primarily engaged in offering courses in business machine operation, office procedures, and secretarial and stenographic skills.

Vocational schools, n.e.c. (SIC 8249). Establishments primarily engaged in offering specialized vocational courses, not elsewhere classified but not academic training. This industry includes apprentice training, aviation schools, commercial art schools, and practical nursing schools. Schools for the instruction of beauticians are classified in Industry 7231, and barber schools are classified in Industry 7241. Establishments primarily engaged in offering educational courses by mail are included here.

Schools and educational services, n.e.c. (SIC 829). Establishments primarily engaged in offering specialized educational courses and services, not elsewhere classified, such as music schools, drama schools, language schools, student exchange programs, and civil service and other short-term examination preparatory schools. Vocational counseling (excluding rehabilitation) is also included here. Educational testing is included in Industry 8748. Establishments primarily engaged in operating dance schools are classified in Industry 7911; those providing rehabilitation counseling are classified in Industry 8331; and those providing sports instruction in Industry 7999.

Social Services (SIC Major Group 83)

This group includes establishments providing social services and rehabilitation services to those persons with social or personal problems requiring special services and to the physically challenged and the disadvantaged. Also

included are organizations soliciting funds to be used directly for these and related services, as well as community development and planning agencies. Government offices involved with the delivery of such services are out of scope of the census.

Individual and family social services (SIC 832). Establishments primarily engaged in providing one or more of a variety of individual and family social, counseling, welfare, or referral services, including refugee, disaster, and temporary relief services.

Job training and vocational rehabilitation services (SIC 833). Establishments primarily engaged in providing training, work experience, and vocational rehabilitation services for the unemployed, the underemployed, the physically challenged, and to persons who have a job market disadvantage because of lack of education or experience, skill obsolescence, or personal characteristics or problems. Included are upgrading and job development services, skill training, world-of-work orientation, and vocational rehabilitation counseling. Union apprentice training schools are classified in Industry 8249.

Child day care services (SIC 835). Establishments primarily engaged in care of infants or children, or in providing prekindergarten education, where medical care or delinquency correction is not a major element. These establishments may or may not have substantial educational programs and may care for older children when they are not in school. Establishments providing babysitting services are classified in Industry 7299. Head start centers operating in conjunction with elementary schools are classified in Industry 8211.

Residential care (SIC 836). Establishments primarily engaged in the provision of residential social and personal care for children, the elderly, and special categories of persons with some limits on ability for self-care but where medical care is not a major element. Included here are group foster homes; halfway group homes; homes for the retarded, the elderly, the deaf, and the blind; juvenile correctional homes; rehabilitation (residential) centers; and children's boarding homes. Boarding schools providing elementary and secondary education are classified in Industry 8211.

Social services, n.e.c. (SIC 839). Establishments primarily engaged in providing social services, not elsewhere classified, including community improvement, social change, and neighborhood development. Also included are organizations primarily engaged in soliciting contributions on their own account and administering appropriations and allocating funds among other agencies engaged in social welfare services; establishments primarily engaged in the prevention of criminal or antisocial behavior; and regional social service planning agencies. Establishments which raise funds on a contract basis are classified in Industry 7389. Civic, social, fraternal, and political organizations are included

in Major Group 86. Industrial development consulting and planning is classified in Industry 8748. Philanthropic trusts and foundations which are not actually engaged in providing social welfare services are classified in Finance, Industry 6732.

Museums, Art Galleries, and Botanical and Zoological Gardens (SIC Major Group 84)

This major group includes commercial and noncommercial museums, art galleries, arboreta, and botanical and zoological gardens.

Museums and art galleries (SIC 8412). Establishments primarily engaged in the commercial or noncommercial operation of museums and art galleries. Historical, cultural, and educational societies whose functions are primarily providing attractions for the public are included here. Art galleries or art dealers primarily selling to the general public are classified in Retail Trade, Industry 5999.

Arboreta and botanical or zoological gardens (SIC 8422). Establishments primarily engaged in the commercial or noncommercial operation of arboreta and botanical and zoological gardens.

Selected Membership Organizations (SIC's 861, 862, 864, 869)

This group includes organizations operating on a membership basis for the promotion of the interests of their members. Also included are organizations which are not operated on a membership basis but which promote the interests of a constituency or group of supporters. This group does not include business establishments operated by membership organizations, such as hotels open to the general public, golf and country clubs, fraternity and sorority houses, and credit unions. Such establishments are classified according to their primary activity.

Establishments of religious organizations operated for worship or for promotion of religious activities, such as churches, convents, and religious schools and missions, are classified in Industry 8661 and are out of scope of the census. Also excluded are Labor unions and similar labor organizations (Industry 8631) and Political organizations (Industry 8651).

Business associations (SIC 861). Membership organizations engaged in promoting business interests of their members, such as better business bureaus, boards of trade, chambers of commerce, industrial standards committees, merchants' associations, real estate boards, and trade associations. Membership organizations formed to carry out a specific business function, such as common marketing of crops or joint advertising, are classified according to the function performed.

Professional membership organizations (SIC 862). Membership organizations of professional persons formed for the advancement of the interests of their profession, such as bar associations, engineering associations, and scientific membership organizations.

Civic, social, and fraternal associations (SIC 864).

Membership organizations engaged in civic, social, or fraternal activities, such as alumni associations, citizens' associations, fraternities, scout organizations, singing societies, university clubs, veterans' organizations, youth associations, and consumer education and public advocacy groups (except organizations primarily engaged in research). Bars and restaurants owned and operated by organizations for use by members and guests only are also classified here. Hotels and lodging houses operated by organizations for use by members and their guests only, including fraternity and sorority houses, are classified in Industry 7041. Membership sports and recreation clubs are classified in Industry 7997. Homeowner, tenant, and condominium associations primarily engaged in managing real estate are classified in Real Estate, Industry 6531.

Membership organizations, n.e.c. (SIC 869). Membership organizations, not elsewhere classified, such as athletic regulatory associations, automobile owners' associations, farm bureaus, historical clubs, and humane societies.

Engineering, Accounting, Research, Management, and Related Services (SIC Major Group 87)

This group includes establishments primarily engaged in providing engineering, architectural, and surveying services; accounting, auditing, and bookkeeping services; research, development, and testing services; and management and public relations services.

Engineering services (SIC 8711). Establishments primarily engaged in providing professional engineering services. Establishments primarily providing and supervising their own engineering staff on temporary contract to other firms are included here. Establishments providing engineering but not supervisory, personnel are classified in Industry 7363. Photogrammetric engineering services are classified in Industry 8713.

Architectural services (SIC 8712). Establishments primarily engaged in providing professional architectural services. Landscape architectural services are classified in Agriculture, Industry 0781. Establishments primarily engaged in providing graphic arts and related design services are classified in Industry 7336, and those providing drafting services are classified in Industry 7389.

Surveying services (SIC 8713). Establishments primarily engaged in providing professional land, water, and aerial surveying services.

Accounting, auditing, and bookkeeping services (SIC 8721). Establishments primarily engaged in furnishing accounting, bookkeeping, and related auditing services. These establishments may use data processing and tabulating techniques as part of providing their services. However,

establishments primarily engaged in providing data processing and tabulating services are classified in Industry 7374. Establishments providing income tax return preparation services, without also furnishing accounting, auditing, or bookkeeping services, are classified in Industry 7291.

Commercial physical and biological research (SIC 8731).

Establishments primarily engaged in physical and biological research and development on a contract or fee basis. Noncommercial research establishments (funded by endowments, grants, or contributions) are classified in Industry 8733. Separate establishments of aircraft, guided missile, or spacecraft manufacturers primarily engaged in research and development on these products are classified in Manufacturing, Major Group 37.

For large geographic areas, data are presented for the following subdivisions of this classification:

1. Commercial physical research.
2. Commercial medical and biological research.

Commercial economic, sociological, and educational research (SIC 8732).

Establishments primarily engaged in performing business, marketing, opinion, and other economic, sociological, and educational research on a contract or fee basis. Noncommercial research establishments (funded by endowments, grants, or contributions) are classified in Industry 8733.

Noncommercial research organizations (SIC 8733). Establishments primarily engaged in performing research into and dissemination of information for public health, education, or general welfare. These establishments primarily operate on funds from endowments, contributions, and grants. Establishments which fund such research, although the actual research may be contracted out to other establishments, are also classified here.

Testing laboratories (SIC 8734). Establishments primarily engaged in providing testing services. Establishments performing clinical laboratory testing for the medical profession are classified in Industry 8071.

Management services (SIC 8741). Establishments primarily engaged in furnishing general or specialized management services on a day to day basis and on a contract or fee basis. Establishments classified here do not provide operating staff. Management and operation of a business, where operating staff as well as management is provided, is classified according to the activity of the establishment managed. Construction management services are classified here.

Management consulting services (SIC 8742). Establishments primarily engaged in furnishing operating counsel and assistance to managements of private, nonprofit, and public organizations. These establishments generally perform a variety of activities, such as strategic and organizational planning; financial planning and budgeting; marketing objectives and policies planning; information systems

planning, evaluation, and selection; human resources policies and practices planning; and production scheduling and control planning.

Public relations services (SIC 8743). Establishments primarily engaged in the preparation of materials, written or spoken, which are designed to promote the interests of their clients by attempting to influence the general public or other groups.

Facilities support management services (SIC 8744).

Establishments primarily engaged in furnishing personnel to perform a range of services in support of the operations of other establishments, or those engaged in providing a number of different continuing services, on a contract or fee basis, within other establishments. Establishments which provide management and staff to operate a business are classified according to the type of activity of the business. Establishments primarily providing one specialized service are classified in the specialized industry. Establishments primarily supplying temporary or continuing help (except agricultural) are classified in Industry 7363. Establishments which provide management services only (except agricultural) are classified in Industry 8741. Computer facilities management is classified in Industry 7376.

Business consulting services, n.e.c. (SIC 8748). Establishments primarily engaged in furnishing business consulting services, not elsewhere classified, on a contract or fee basis. Included are agricultural, economic, educational, and systems engineering consultants as well as city planners and testing services (educational or personnel).

Services, Not Elsewhere Classified (SIC Major Group 89)

Establishments primarily providing services, not elsewhere classified, such as artists (excluding commercial and medical artists), authors, scientific consultants (working on their own account), inventors, lecturers, music arrangers, newspaper columnists, radio commentators, song writers, weather forecasters, and writers.

There is evidence that among small employer establishments (for which kind-of-business information is obtained from administrative records), many service establishments are classified incorrectly in this industry because there is insufficient information to determine the correct kind-of-business classification. Therefore, the published data probably overstate the number of establishments and level of activity for this category.

For large geographic areas, data are presented for the following subdivisions of this classification:

1. Scientific and related consulting services, except environmental.
2. Environmental consulting.
3. Authors, composers, and other arts-related services.
4. Other services, n.e.c.

Appendix B. **Sample Report Form and Instructions**

The sample report form and instructions are shown on the following pages.



Appendix C.

Kind-of-Business Titles and Reporting-Form Numbers

[Listed below are service industries kind-of-business titles and their corresponding reporting-form numbers. Requests for copies of any of these forms, including the inquiries used to classify establishments by kind of business, should be directed to the Business Division, Bureau of the Census, Washington, DC 20233]

SIC code	Title	Reporting form CB-	SIC code	Title	Reporting form CB-
70	HOTELS, ROOMING HOUSES, CAMPS, AND OTHER LODGING PLACES		73	BUSINESS SERVICES—Con.	
7011 pt.	Hotels, 25 guestrooms or more -----	7001	7377	Computer rental and leasing -----	7307
7011 pt.	Hotels, less than 25 guestrooms -----	7001	7378	Computer maintenance and repair -----	7307
7011 pt.	Motels, tourist courts -----	7001	7379 pt.	Computer consultants -----	7307
7011 pt.	Motor hotels -----	7001	7379 pt.	Miscellaneous computer services, n.e.c. -----	7307
702	Rooming and boarding houses -----	7002	7381 pt.	Detective agencies and guard services -----	7308
7032	Sporting and recreational camps -----	7002	7381 pt.	Armored car services -----	7308
7033	Recreational vehicle parks and campsites -----	7002	7382	Security systems services -----	7308
704	Organization hotels and lodging houses, on membership basis. -----	7002	7383	News syndicates -----	7308
			7384 pt.	Photofinishing laboratories, except "one-hour" (mini) labs -----	7303
			7384 pt.	"One-hour" (mini) photofinishing -----	7303
			7389 pt.	Sign painting shops -----	7308
			7389 pt.	Interior designing -----	7308
72	PERSONAL SERVICES		7389 pt.	Telephone answering services -----	7308
7211	Power laundries, family and commercial -----	7201	7389 pt.	Water softening and conditioning services -----	7308
7212	Garment pressing, and agents for laundries and drycleaners -----	7201	7389 pt.	Packaging and labeling services -----	7308
7213	Linen supply -----	7201			
7215 pt.	Coin-operated laundries and drycleaning stores -----	7201	7389 pt.	Trading stamp services -----	7308
7215 pt.	Coin-operated laundry routes -----	7201	7389 pt.	Convention and trade show services -----	7308
			7389 pt.	Private mail centers -----	7308
7216	Drycleaning plants, except rug cleaning -----	7201	7389 pt.	Miscellaneous business services, n.e.c. -----	7308
7217	Carpet and upholstery cleaning -----	7201			
7218	Industrial launderers -----	7201	75	AUTOMOTIVE REPAIR, SERVICES, AND PARKING	
7219	Laundry and garment services, n.e.c. -----	7201	7513 pt.	Truck rental, without drivers -----	7501
722	Photographic studios, portrait -----	7303	7513 pt.	Truck leasing, except finance leasing -----	7501
723	Beauty shops -----	7202	7514	Passenger car rental -----	7501
724	Barber shops -----	7202	7515	Passenger car leasing -----	7501
725	Shoe repair shops and shoeshine parlors -----	7202	7519	Utility trailer and recreational vehicle rental -----	7501
726	Funeral service and crematories -----	7202	7521 pt.	Parking lots -----	7502
7291	Tax return preparation services -----	7202	7521 pt.	Parking structures -----	7502
7299 pt.	Massage parlors, tanning salons, and saunas -----	7202	7532 pt.	Top and body repair shops -----	7503
7299 pt.	Diet and weight reducing services -----	7202	7532 pt.	Paint shops -----	7503
7299 pt.	Formal wear rental -----	7202	7533	Automotive exhaust system repair shops -----	7503
7299 pt.	Other personal services, n.e.c. -----	7202	7534	Tire retreading and repair shops -----	7503
			7536	Automotive glass replacement shops -----	7503
			7537	Automotive transmission repair shops -----	7503
73	BUSINESS SERVICES		7538 pt.	General automotive repair shops, except diesel -----	7503
7311	Advertising agencies -----	7301	7538 pt.	Diesel repair shops -----	7503
7312	Outdoor advertising services -----	7301	7539 pt.	Radiator repair -----	7503
7313 pt.	Radio and television advertising representatives -----	7301	7539 pt.	Brake, front end, and wheel alignment -----	7503
7313 pt.	Publishers' advertising representatives -----	7301	7539 pt.	Carburetor repair shops -----	7503
7319	Advertising, n.e.c. -----	7301	7539 pt.	Automotive electrical repair shops -----	7503
			7542	Other automotive repair shops, n.e.c. -----	7503
7322	Adjustment and collection services -----	7302	7549 pt.	Carwashes -----	7503
7323	Credit reporting services -----	7302	7549 pt.	Lubrication shops -----	7503
7331 pt.	Mailing list compilers, brokers, and managers -----	7303	7549 pt.	Towing services -----	7503
7331 pt.	Direct mail advertising services, except mailing list services -----	7303		Other automotive services, n.e.c. -----	7503
7334 pt.	Blueprinting and photocopying services -----	7303	76	MISCELLANEOUS REPAIR SERVICES	
7334 pt.	Duplicating services, except printing and photocopying -----	7303	7622	Radio and television repair shops -----	7600
7335	Commercial photography -----	7303	7623	Refrigeration and air-conditioning service and repair shops -----	7600
7336 pt.	Commercial art -----	7303	7629	Electrical and electronic repair shops, n.e.c. -----	7600
7336 pt.	Graphic arts and related design -----	7303	763	Watch, clock, and jewelry repair -----	7600
7338	Secretarial and court reporting services -----	7303	764	Reupholstery and furniture repair -----	7600
7342	Disinfecting and pest control services -----	7304	7692	Welding repair -----	7600
7349	Building cleaning and maintenance services, n.e.c. -----	7304	7694	Armature rewinding shops -----	7600
7352	Medical equipment rental and leasing -----	7305	7699 pt.	Farm machinery and equipment repair -----	7600
7353 pt.	Rental and leasing of heavy construction equipment without operators -----	7305	7699 pt.	Lawnmower and other small gasoline engine repair -----	7600
7353 pt.	Rental and leasing of heavy construction equipment with operators -----	7305	7699 pt.	Sewer and septic tank cleaning services -----	7600
7359 pt.	Equipment rental, except rent-to-own -----	7305	7699 pt.	Other repair and related services, n.e.c. -----	7600
7359 pt.	Equipment leasing, except finance leasing -----	7305			
7359 pt.	Rent-to-own -----	7305	78	MOTION PICTURES	
7361	Employment agencies -----	7306	7812 pt.	Motion picture production, except for television -----	7801
7363 pt.	Temporary help supply -----	7306	7812 pt.	Motion picture and tape production for television -----	7801
7363 pt.	Employee leasing -----	7306	7819	Services allied to motion picture production -----	7801
7363 pt.	Other help supply services -----	7306	7822 pt.	Motion picture film exchanges -----	7801
			7822 pt.	Film and tape distribution for television -----	7801
7371	Computer programming services -----	7307			
7372	Prepackaged software -----	7307	7822 pt.	Video tape wholesalers -----	7801
7373	Computer integrated systems -----	7307	7829	Services allied to motion picture distribution -----	7801
7374	Computer processing and data preparation and processing services -----	7307	7832	Motion picture theaters, except drive-in -----	7802
7375	Information retrieval services -----	7307	7833	Drive-in motion picture theaters -----	7802
7376	Computer facilities management services -----	7307	7841	Video tape rental -----	7803

SIC code	Title	Reporting form CB-	SIC code	Title	Reporting form CB-
79	AMUSEMENT AND RECREATION SERVICES, EXCEPT MOTION PICTURES AND MUSEUMS		81	LEGAL SERVICES	
791	Dance studios, schools, and halls	7903	81 pt.	Offices of lawyers	8100
7922 pt.	Producers of live theatrical productions	7901	81 pt.	Legal aid societies and similar legal services	8100
7922 pt.	Producers of radio and television shows, except tape producers	7901	823, 4,	SELECTED EDUCATIONAL SERVICES	
7922 pt.	Artists' and entertainers' managers or agents, concert bureaus, and booking agents	7901	9		
7922 pt.	Other theatrical services	7901	823	Libraries	8200
7929 pt.	Dance groups and artists	7901	8243	Data processing schools	8200
7929 pt.	Symphony orchestras, opera companies, and chamber music organizations	7901	8244	Business and secretarial schools	8200
7929 pt.	Other music groups and artists	7901	8249	Vocational schools, n.e.c.	8200
7929 pt.	Other entertainers and entertainment groups	7901	829	Schools and educational services, n.e.c.	8200
7933	Bowling centers	7902	83	SOCIAL SERVICES	
7941 pt.	Baseball clubs	7902			
7941 pt.	Football clubs	7902	832	Individual and family social services	8300
7941 pt.	Other professional sports clubs	7902	833	Job training and vocational rehabilitation services	8300
7941 pt.	Managers and promoters	7902	835	Child day care services	8300
7948 pt.	Auto racetrack operation	7902	836	Residential care	8300
7948 pt.	Horse racetrack operation	7902	839	Social services, n.e.c.	8300
7948 pt.	Dog racetrack operation	7902	84	MUSEUMS, ART GALLERIES, AND BOTANICAL AND ZOOLOGICAL GARDENS	
7948 pt.	Racing stables and racing, n.e.c.	7902			
7991 pt.	Physical fitness centers, except gymnasiums and athletic clubs	7903	8412	Museums and art galleries	8400
7991 pt.	Gymnasiums and athletic clubs	7903	8422	Arboreta and botanical or zoological gardens	8400
7992	Public golf courses	7903			
7993	Coin-operated amusement devices	7903	86	SELECTED MEMBERSHIP ORGANIZATIONS	
7996	Amusement parks	7902			
7997	Membership sports and recreation clubs	7903	861	Business associations	8600
7999 pt.	Concession operators of amusement devices and rides	7903	862	Professional membership organizations	8600
7999 pt.	Carnivals and circuses	7903	864	Civic, social, and fraternal associations	8600
7999 pt.	Fairs	7903	869	Membership organizations, n.e.c.	8600
7999 pt.	Roller skating rinks	7903	87	ENGINEERING, ACCOUNTING, RESEARCH, MANAGEMENT, AND RELATED SERVICES	
7999 pt.	Ice skating rinks	7903			
7999 pt.	Other amusement and recreation services, n.e.c.	7903	8711	Engineering services	8701
80	HEALTH SERVICES		8712	Architectural services	8701
801 pt.	Offices of doctors of medicine	8001	8713	Surveying services	8701
801 pt.	General medical clinics	8001	8721	Accounting, auditing, and bookkeeping services	8702
802 pt.	Offices of dentists	8002	8731 pt.	Commercial physical research	8703
802 pt.	Dental clinics	8002			
803 pt.	Offices of osteopathic physicians	8001	8731 pt.	Commercial medical and biological research	8703
803 pt.	Osteopathic clinics	8001	8732	Commercial economic, sociological, and educational research	8703
8041	Offices and clinics of chiropractors	8001	8733	Noncommercial research organizations	8703
8042	Offices and clinics of optometrists	8001	8734	Testing laboratories	8703
8043	Offices and clinics of podiatrists	8001	8741	Management services	8704
8049	Offices and clinics of health practitioners, n.e.c.	8001			
8051	Skilled nursing care facilities	8003	8742	Management consulting services	8704
8052	Intermediate care facilities	8003	8743	Public relations services	8704
8059	Nursing and personal care facilities, n.e.c.	8003	8744	Facilities support management services	8704
8062	General medical and surgical hospitals	8004	8748	Business consulting services, n.e.c.	8704
8063	Psychiatric hospitals	8004	89	SERVICES, N.E.C.	
8069	Specialty hospitals, except psychiatric	8004			
8071	Medical laboratories	8005	8999 pt.	Scientific and related consulting services, except environmental	8900
8072	Dental laboratories	8005	8999 pt.	Environmental consulting	8900
8082	Home health care services	8006	8999 pt.	Authors, composers, and other arts-related services	8900
8092	Kidney dialysis centers	8006	8999 pt.	Other services, n.e.c.	8900
8093	Specialty outpatient facilities, n.e.c.	8006			
8099	Health and allied services, n.e.c.	8006			

Appendix D. Metropolitan Areas

(Titles and definitions shown for MSA's, CMSA's, and PMSA's are those established by the Office of Management and Budget, as of June 30, 1993)

UTAH

Provo-Orem, UT MSA

Utah County, UT

Salt Lake City-Ogden, UT MSA

Davis County, UT

Salt Lake County, UT

Weber County, UT

Appendix E.

Percent of Receipts/Revenue Based on Administrative Records and Estimation for the State: 1992

Table E-1. Firms Subject to Federal Income Tax

[Includes only establishments with payroll. For meaning of abbreviations and symbols, and for more information on reliability of data, see introductory text. For explanation of terms and comparability of 1987 and 1992 censuses, see appendix A]

SIC code	Kind of business or operation	Percent of receipts —		SIC code	Kind of business or operation	Percent of receipts —	
		From administrative records ¹	Estimated ²			From administrative records ¹	Estimated ²
	Total	17.2	6.9	73	Business services—Con.		
70 ex. 704	Hotels, rooming houses, camps, and other lodging places (except membership lodging)	5.4	6.4	736	Personnel supply services	10.9	8.8
				7361	Employment agencies	44.9	10.5
				7363	Help supply services	10.1	8.8
7011	Hotels and motels	5.0	5.9	7363 pt.	Temporary help supply	9.8	10.0
7011 pt.	Hotels7	3.4	7363 pt.	Help supply, except temporary	10.6	6.1
7011 pt.	Hotels, 25 guestrooms or more4	3.4				
7011 pt.	Hotels, less than 25 guestrooms	19.6	.7	737	Computer programming, data processing, and other computer related services	6.5	6.4
7011 pt.	Motels, motor hotels, and tourist courts	16.3	12.7		Computer programming, prepackaged software, and integrated systems	6.9	2.7
7011 pt.	Motels, tourist courts	14.2	15.0	7371	Computer programming services	11.6	15.6
7011 pt.	Motor hotels	26.3	1.6	7372	Prepackaged software	4.2	.4
702, 3	Other lodging places	15.5	20.3	7373	Computer integrated systems	11.9	.8
702	Rooming and boarding houses	6.3	54.5	7374, 5, 6	Data processing services	1.8	14.9
703	Camps and recreational vehicle parks	17.5	12.7	7374, 5	Computer processing, information retrieval	1.2	14.9
				7376	Computer facilities management services	75.0	10.8
72	Personal services	21.8	8.2	7377, 8, 9	Computer rental and leasing, maintenance, and related services, n.e.c.	5.6	40.6
721	Laundry, cleaning, and garment services	19.5	8.1	7377	Computer rental and leasing	(D)	(D)
7211	Power laundries, family and commercial*	36.9	—	7378	Computer maintenance and repair	4.6	56.8
7213	Linen supply*	(D)	(D)	7379	Computer related services, n.e.c.	(D)	(D)
7215	Coin-operated laundries and drycleaning	23.3	5.4	738	Miscellaneous business services	16.9	9.5
7216	Drycleaning plants, except rug cleaning*	30.1	10.9	7381, 2	Detective agencies and protective services	9.0	18.9
7217	Carpet and upholstery cleaning	50.7	4.8	7381	Detective, guard, and armored car services	11.5	27.3
7218	Industrial launderers*	1.4	12.4	7382	Security systems services	3.4	.1
7212, 9	Other laundry, cleaning, and garment services* ..	(D)	(D)	7383	News syndicates	(D)	(D)
7212	Garment pressing, and agents for laundries and drycleaners	34.7	37.5	7384	Photofinishing laboratories*	12.8	8.2
7219	Laundry and garment services, n.e.c.*	(D)	(D)	7389	Business services, n.e.c.	(D)	(D)
				7389 pt.	Sign painting shops	(D)	(D)
722	Photographic studios, portrait	26.6	8.5	7389 pt.	Interior designing	69.2	6.4
723, 4	Beauty and barber shops	30.4	10.4	7389 pt.	Telephone answering services	14.7	14.8
723	Beauty shops	30.7	10.1	7389 pt.	Other business services	16.0	7.8
724	Barber shops	20.6	23.3				
725	Shoe repair shops and shoeshine parlors	18.6	3.8	75	Automotive repair, services, and parking	23.1	8.9
726	Funeral service and crematories	23.1	4.8	751	Automotive rental and leasing, without drivers	7.9	8.3
729	Miscellaneous personal services	14.6	9.8	7513	Truck rental and leasing, without drivers	3.4	.4
7291	Tax return preparation services	20.4	—	7514, 5	Passenger car rental and leasing	8.8	10.2
7299	Miscellaneous personal services, n.e.c.	12.6	13.4	7514	Passenger car rental	(D)	(D)
				7515	Passenger car leasing	(D)	(D)
73	Business services	9.8	7.0	7519	Utility trailer and recreational vehicle rental	12.1	3.7
731	Advertising	17.0	6.8				
7311	Advertising agencies	9.6	8.8	752	Automobile parking	8.8	24.0
7312	Outdoor advertising services	47.8	2.4				
7313	Radio, television, publishers' advertising representatives	6.0	14.3	753	Automotive repair shops	30.6	7.3
7319	Advertising, n.e.c.	12.6	.3	7532	Top, body, and upholstery repair shops and paint shops	25.7	5.8
				7532 pt.	Top and body repair shops	25.1	6.1
732	Consumer credit reporting agencies, mercantile reporting agencies, and adjustment and collection agencies	12.9	6.3	7532 pt.	Paint shops	31.5	2.7
7322	Adjustment and collection services	22.4	7.9	7538	General automotive repair shops	41.6	5.1
7323	Credit reporting services7	4.3	7538 pt.	General automotive repair shops, except diesel	42.1	5.7
733	Mailing, reproduction, commercial art and photography, and stenographic services	15.2	14.7	7538 pt.	Diesel repair shops	39.6	2.3
7331	Direct mail advertising services	8.6	26.6	7533, 4, 6, 7, 9	Other automotive repair shops	16.7	12.7
7334	Photocopying and duplicating services	8.0	18.1	7533	Automotive exhaust system repair shops	17.2	44.1
7335, 6	Commercial photography, art, and graphics	25.3	5.4	7534	Tire retreading and repair shops	(D)	(D)
7335	Commercial photography	51.0	.4	7536	Automotive glass replacement shops	26.7	7.2
7336	Commercial art and graphic design	15.2	7.4	7537	Automotive transmission repair shops	16.6	2.3
7338	Secretarial and court reporting services	22.3	5.0	7539	Automotive repair shops, n.e.c.	(D)	(D)
				7539 pt.	Radiator repair	24.4	1.0
734	Services to dwellings and other buildings	37.4	11.4	7539 pt.	Brake, front end, and wheel alignment	3.3	1.7
7342	Disinfecting and pest control services	36.5	15.2	7539 pt.	Automotive electrical and fuel system services9	10.5
7349	Building cleaning and maintenance services, n.e.c.	37.4	11.1	7539 pt.	Other automotive repair shops, n.e.c.	(D)	(D)
735	Miscellaneous equipment rental and leasing	4.2	1.7	754	Automotive services, except repair	24.8	15.8
7352	Medical equipment rental and leasing	6.7	.6	7542	Carwashes	33.7	9.1
7353	Heavy construction equipment rental and leasing ..	11.9	.1	7549	Automotive services, except repair and carwashes	17.8	21.1
7359	Equipment rental and leasing, n.e.c.	3.4	1.9				

See footnotes at end of table.

Table E-1. Firms Subject to Federal Income Tax – Con.

[Includes only establishments with payroll. For meaning of abbreviations and symbols, and for more information on reliability of data, see introductory text. For explanation of terms and comparability of 1987 and 1992 censuses, see appendix A]

SIC code	Kind of business or operation	Percent of receipts –		SIC code	Kind of business or operation	Percent of receipts –	
		From administrative records ¹	Estimated ²			From administrative records ¹	Estimated ²
76	Miscellaneous repair services -----	25.0	4.5	80	Health services -----	25.2	5.2
762	Electrical repair shops -----	27.1	3.2	801	Offices and clinics of doctors of medicine -----	32.4	5.5
7622	Radio and television repair shops -----	28.3	9.7	8011 pt.	Offices of doctors of medicine -----	39.6	6.7
7623, 9	Other electrical and electronic repair shops -----	26.9	1.8	8011 pt.	General medical clinics -----	1.4	.4
7623	Refrigeration and air-conditioning service and repair shops -----	10.8	–	802	Offices and clinics of dentists -----	52.4	3.2
7629	Electrical and electronic repair shops, n.e.c. ---	31.0	2.2	803	Offices and clinics of doctors of osteopathy -----	60.3	7.5
763	Watch, clock, and jewelry repair -----	40.4	–	804	Offices and clinics of other health practitioners ----	38.9	6.5
764	Reupholstery and furniture repair -----	24.3	5.1	8041	Offices and clinics of chiropractors -----	48.7	12.9
				8042	Offices and clinics of optometrists -----	33.7	1.2
769	Miscellaneous repair and related services -----	24.1	5.0	8043	Offices and clinics of podiatrists -----	41.4	.6
7692	Welding repair -----	30.3	3.4	8049	Offices and clinics of health practitioners, n.e.c. --	33.9	6.3
7694	Armature rewinding shops -----	28.4	–	805	Nursing and personal care facilities -----	2.7	11.6
7699	Repair shops and related services, n.e.c. -----	22.1	6.3	8051	Skilled nursing care facilities -----	2.8	11.4
				8052	Intermediate care facilities -----	(D)	(D)
				8059	Nursing and personal care facilities, n.e.c. -----	(D)	(D)
				806	Hospitals -----	–	–
				8062	General medical and surgical hospitals -----	–	–
78, 79, 84	Amusement and recreation services, including motion pictures and museums -----	9.2	6.4	8063, 9	Specialty hospitals -----	–	–
781, 2	Motion picture production, distribution, and services --	2.1	5.2	807, 8, 9	Other health services -----	11.0	9.4
				807	Medical and dental laboratories -----	15.8	.8
783	Motion picture theaters -----	6.3	5.8	8071	Medical laboratories -----	12.5	.4
7832	Motion picture theaters, except drive-in -----	6.7	6.1	8072	Dental laboratories -----	27.8	2.2
7833	Drive-in motion picture theaters -----	–	–	808	Home health care services -----	4.3	18.4
				809	Miscellaneous health and allied services, n.e.c. ---	7.9	18.3
				8092	Kidney dialysis centers -----	(D)	(D)
				8093	Specialty outpatient facilities, n.e.c. -----	11.4	6.4
				8099	Health and allied services, n.e.c. -----	(D)	(D)
				81	Legal services -----	22.9	4.6
784	Video tape rental -----	13.6	5.2	823, 4, 9	Selected educational services -----	40.3	4.7
				823	Libraries -----	(D)	(D)
792	Theatrical producers (except motion picture), bands, orchestras, and entertainers -----	3.0	1.2	824	Vocational schools -----	28.5	6.3
7922	Theatrical producers (except motion picture) and miscellaneous theatrical services -----	4.0	1.0	829	Schools and educational services, n.e.c. -----	(D)	(D)
7929	Bands, orchestras, actors, and other entertainers and entertainment groups -----	.9	1.7	83	Social services -----	22.2	11.6
				835	Child day care services -----	40.8	10.9
793	Bowling centers -----	22.9	4.5	832, 3, 6, 9	Other social services -----	14.6	11.8
				87 ex. 8733	Engineering, accounting, research, management, and related services (except noncommercial research organizations) -----	20.8	10.5
79 ex. 792, 3; 84	Commercial sports and other amusement and recreation services, including museums -----	12.4	7.7	871	Engineering, architectural, and surveying services --	18.0	8.5
794	Commercial sports -----	(D)	(D)	8711	Engineering services -----	15.4	9.2
7941	Professional sports clubs, managers, promoters -----	(D)	(D)	8712	Architectural services -----	30.3	5.4
7948	Racing, including track operation -----	(D)	(D)	8713	Surveying services -----	24.1	5.0
79 ex. 792, 3, 4; 84	Other amusement and recreation services, including museums -----	(D)	(D)	872	Accounting, auditing, and bookkeeping services ----	37.2	7.7
791	Dance studios, schools, and halls -----	23.4	5.4	873 ex. 8733	Research, development, and testing services (except noncommercial research organizations) ---	5.3	17.4
7991	Physical fitness facilities -----	13.4	21.2	8731	Commercial physical and biological research -----	7.0	29.3
7992	Public golf courses -----	34.9	15.9	8732	Commercial economic, sociological, and educational research -----	8.4	38.0
7993	Coin-operated amusement devices -----	17.3	5.5	8734	Testing laboratories -----	2.8	.6
7996	Amusement parks -----	2.5	–	874	Management and public relations services -----	21.2	13.2
7997	Membership sports and recreation clubs -----	18.9	6.1	8741	Management services -----	22.1	26.4
7999, 84	Amusement and recreation services, including museums, n.e.c. -----	(D)	(D)	8742	Management consulting services -----	15.7	8.6
7999 pt.	Concession operators of amusement devices and rides -----	(D)	(D)	8743	Public relations services -----	33.4	–
7999 pt.	Carnivals, circuses, and fairs -----	(D)	(D)	8744	Facilities support management services -----	21.6	–
7999 pt., 84	Other recreation and amusements, including museums -----	15.4	9.1	8748	Business consulting services, n.e.c. -----	66.6	4.8
				89	Services, n.e.c. -----	28.3	1.9

¹Includes receipts information obtained from administrative records of other Federal agencies.

²Includes receipts information which was imputed based on historic company ratios or administrative records or on industry averages.

Table E-2. Firms Exempt From Federal Income Tax

[Includes only establishments with payroll. For meaning of abbreviations and symbols, and for more information on reliability of data, see introductory text. For explanation of terms and comparability of 1987 and 1992 censuses, see appendix A]

SIC code	Kind of business or operation	Percent of revenue —		SIC code	Kind of business or operation	Percent of revenue —	
		From administrative records ¹	Estimated ²			From administrative records ¹	Estimated ²
	Total	5.0	3.3	823, 4, 9	Selected educational services	14.4	6.1
7032, 704	Camps and membership lodging	3.5	18.4	83	Social services	16.8	15.4
792, 7991 pt., 7997, 7999 pt., 84	Selected amusement, recreation, and related services	11.8	1.7	835	Child day care services	19.9	12.5
8011 pt.; 8021 pt.; 805, 6, 8, 9	Selected health services7	.3	832, 3, 6, 9	Other social services	16.4	15.7
8011 pt., 8021 pt., 805	Clinics of doctors of medicine and dentists	1.2	9.0	832	Individual and family social services	19.1	26.8
806	Hospitals	—	—	833	Job training and vocational rehabilitation services	31.9	8.4
8062	General medical and surgical hospitals	(D)	(D)	836	Residential care	20.3	19.0
8063, 9	Specialty hospitals	(D)	(D)	839	Social services, n.e.c.	10.1	6.9
808, 9	Other health services	22.3	14.1	861, 2, 4, 9	Selected membership organizations	28.1	12.2
8111 pt.	Legal aid societies and similar legal services	3.2	—	861	Business associations	30.5	12.3
				864	Civic, social, and fraternal associations	29.5	22.1
				862, 9	Other membership organizations	25.6	2.9
				873, 4 ex.	Research, testing, and consulting services, except facilities support management services	12.7	39.2
				8744			
				873	Research, development, and testing services	(D)	(D)
				874 ex.	Management and public relations services, except facilities support management services	(D)	(D)
				8744			

¹Includes revenue information obtained from administrative records of other Federal agencies.

²Includes revenue information which was imputed based on historic company ratios or administrative records or on industry averages.

Appendix F. Geographic Notes

UTAH

Draper is in Salt Lake and Utah Counties; it annexed into Utah County in December 1987.

Park City is in Summit and Wasatch Counties.

Appendix G.

Establishments in Business Any Time During Year and Establishments in Business at End of Year for the State: 1992 and 1987

Table G-1. Firms Subject to Federal Income Tax

[Includes only establishments with payroll. For meaning of abbreviations and symbols, see introductory text. For explanation of terms and comparability of 1987 and 1992 censuses, see appendix A]

SIC code	Kind of business or operation	Establishments in business —			
		Any time during year		At end of year	
		1992	1987	1992	1987
	Total	11 701	10 117	10 759	9 312
70 ex. 704	Hotels, rooming houses, camps, and other lodging places (except membership lodging)	442	413	402	375
	Hotels and motels	387	364	351	330
7011	Hotels	148	112	130	98
7011 pt.	Hotels, 25 guestrooms or more	116	82	102	69
7011 pt.	Hotels, less than 25 guestrooms	32	30	28	29
7011 pt.	Motels, motor hotels, and tourist courts	239	252	221	232
7011 pt.	Motels, tourist courts	214	221	198	204
7011 pt.	Motor hotels	25	31	23	28
702, 3	Other lodging places	55	49	51	45
702	Rooming and boarding houses	7	6	7	6
703	Camps and recreational vehicle parks	48	43	44	39
72	Personal services	962	845	826	769
721	Laundry, cleaning, and garment services	307	287	277	263
7211	Power laundries, family and commercial*	5	13	5	10
7213	Linen supply*	3	8	3	8
7215	Coin-operated laundries and drycleaning	53	60	47	57
7216	Drycleaning plants, except rug cleaning*	133	132	121	128
7217	Carpet and upholstery cleaning	67	45	59	36
7218	Industrial launderers*	13	9	12	6
7212, 9	Other laundry, cleaning, and garment services*	33	20	30	18
722	Photographic studios, portrait	79	78	73	71
723, 4	Beauty and barber shops	323	279	273	253
723	Beauty shops	315	270	266	244
724	Barber shops	8	9	7	9
725	Shoe repair shops and shoeshine parlors	22	27	21	25
726	Funeral service and crematories	61	60	61	58
729	Miscellaneous personal services	170	114	121	99
7291	Tax return preparation services	29	28	26	25
7299	Miscellaneous personal services, n.e.c.	141	86	95	74
73	Business services	1 929	1 436	1 746	1 314
731	Advertising	119	107	104	102
7311	Advertising agencies	94	83	84	79
7312	Outdoor advertising services	8	8	8	8
7313	Radio, television, publishers' advertising representatives	8	9	4	8
7319	Advertising, n.e.c.	9	7	8	7
732	Consumer credit reporting agencies, mercantile reporting agencies, and adjustment and collection agencies	78	71	75	70
7322	Adjustment and collection services	61	53	58	52
7323	Credit reporting services	17	18	17	18
733	Mailing, reproduction, commercial art and photography, and stenographic services	223	151	211	142
7331	Direct mail advertising services	27	20	23	17
7334	Photocopying and duplicating services	60	44	58	42
7335, 6	Commercial photography, art, and graphics	92	61	90	59
7335	Commercial photography	29	17	28	17
7336	Commercial art and graphic design	63	44	62	42
7338	Secretarial and court reporting services	44	26	40	24
734	Services to dwellings and other buildings	362	292	310	256
7342	Disinfecting and pest control services	22	22	21	22
7349	Building cleaning and maintenance services, n.e.c.	340	270	289	234
735	Miscellaneous equipment rental and leasing	140	134	128	120
7352	Medical equipment rental and leasing	21	13	19	12
7353	Heavy construction equipment rental and leasing	24	34	23	32
7359	Equipment rental and leasing, n.e.c.	95	87	86	76
736	Personnel supply services	161	96	143	91
7361	Employment agencies	41	34	37	33
7363	Help supply services	120	62	106	58

See footnotes at end of table.

Table G-1. Firms Subject to Federal Income Tax – Con.

[Includes only establishments with payroll. For meaning of abbreviations and symbols, see introductory text. For explanation of terms and comparability of 1987 and 1992 censuses, see appendix A]

SIC code	Kind of business or operation	Establishments in business –			
		Any time during year		At end of year	
		1992	1987	1992	1987
73	Business services – Con.				
737	Computer programming, data processing, and other computer related services -----	436	254	407	231
7371, 2, 3	Computer programming, prepackaged software, and integrated systems -----	288	141	272	133
7371	Computer programming services -----	168	83	158	78
7372	Prepackaged software -----	78	32	75	29
7373	Computer integrated systems -----	42	26	39	26
7374, 5, 6	Data processing services -----	63	63	60	54
7374, 5	Computer processing, information retrieval -----	60	57	57	50
7376	Computer facilities management services -----	3	6	3	4
7377, 8, 9	Computer rental and leasing, maintenance, and related services, n.e.c. -----	85	50	75	44
7377	Computer rental and leasing -----	3	5	2	4
7378	Computer maintenance and repair -----	40	26	35	23
7379	Computer related services, n.e.c. -----	42	19	38	17
738	Miscellaneous business services -----	410	331	368	302
7381, 2	Detective agencies and protective services -----	59	64	56	52
7381	Detective, guard, and armored car services -----	43	54	40	45
7382	Security systems services -----	16	10	16	7
7383	News syndicates -----	2	2	3	2
7384	Photofinishing laboratories* -----	45	40	42	35
7389	Business services, n.e.c. -----	303	225	267	213
7389 pt.	Sign painting shops -----	16	13	14	12
7389 pt.	Interior designing -----	35	21	31	20
7389 pt.	Telephone answering services -----	23	20	20	19
7389 pt.	Other business services -----	229	171	202	162
75	Automotive repair, services, and parking -----	1 212	1 041	1 101	942
751	Automotive rental and leasing, without drivers -----	79	85	77	81
7513	Truck rental and leasing, without drivers -----	25	36	25	33
7514, 5	Passenger car rental and leasing -----	50	41	48	41
7519	Utility trailer and recreational vehicle rental -----	4	8	4	7
752	Automobile parking -----	21	24	19	23
753	Automotive repair shops -----	917	798	840	722
7532	Top, body, and upholstery repair shops and paint shops -----	209	191	187	173
7532 pt.	Top and body repair shops -----	192	174	171	157
7532 pt.	Paint shops -----	17	17	16	16
7538	General automotive repair shops -----	491	390	453	354
7538 pt.	General automotive repair shops, except diesel -----	425	341	391	312
7538 pt.	Diesel repair shops -----	66	49	62	42
7533, 4, 6, 7, 9	Other automotive repair shops -----	217	217	200	195
7533	Automotive exhaust system repair shops -----	41	52	39	49
7534	Tire retreading and repair shops -----	3	14	3	10
7536	Automotive glass replacement shops -----	57	41	52	39
7537	Automotive transmission repair shops -----	48	49	43	46
7539	Automotive repair shops, n.e.c. -----	68	61	63	51
7539 pt.	Radiator repair -----	17	19	16	18
7539 pt.	Brake, front end, and wheel alignment -----	19	20	17	16
7539 pt.	Automotive electrical and fuel system services -----	26	7	25	5
7539 pt.	Other automotive repair shops, n.e.c. -----	6	15	5	12
754	Automotive services, except repair -----	195	134	165	116
7542	Carwashes -----	100	64	85	55
7549	Automotive services, except repair and carwashes -----	95	70	80	61
76	Miscellaneous repair services -----	446	365	412	336
762	Electrical repair shops -----	126	96	118	88
7622	Radio and television repair shops -----	41	35	37	34
7623, 9	Other electrical and electronic repair shops -----	85	61	81	54
7623	Refrigeration and air-conditioning service and repair shops -----	14	9	14	9
7629	Electrical and electronic repair shops, n.e.c. -----	71	52	67	45
763	Watch, clock, and jewelry repair -----	7	8	7	6
764	Reupholstery and furniture repair -----	43	36	38	31
769	Miscellaneous repair and related services -----	270	225	249	211
7692	Welding repair -----	49	44	45	41
7694	Armature rewinding shops -----	14	21	14	21
7699	Repair shops and related services, n.e.c. -----	207	160	190	149
78, 79, 84	Amusement and recreation services, including motion pictures and museums -----	805	669	726	607
781, 2	Motion picture production, distribution, and services -----	92	62	89	53
783	Motion picture theaters -----	85	78	71	72
7832	Motion picture theaters, except drive-in -----	77	68	64	62
7833	Drive-in motion picture theaters -----	8	10	7	10
784	Video tape rental -----	150	122	127	107
792	Theatrical producers (except motion picture), bands, orchestras, and entertainers -----	33	15	30	14
7922	Theatrical producers (except motion picture) and miscellaneous theatrical services -----	20	5	18	5
7929	Bands, orchestras, actors, and other entertainers and entertainment groups -----	13	10	12	9
793	Bowling centers -----	37	50	34	45

See footnotes at end of table.

G-2 APPENDIX G

SERVICE INDUSTRIES—GEOGRAPHIC AREA SERIES

Table G-1. Firms Subject to Federal Income Tax – Con.

[Includes only establishments with payroll. For meaning of abbreviations and symbols, see introductory text. For explanation of terms and comparability of 1987 and 1992 censuses, see appendix A]

SIC code	Kind of business or operation	Establishments in business –			
		Any time during year		At end of year	
		1992	1987	1992	1987
78, 79, 84	Amusement and recreation services, including motion pictures and museums—Con.				
79 ex. 792, 3, 84	Commercial sports and other amusement and recreation services, including museums	408	342	375	316
794	Commercial sports	10	8	10	7
7941	Professional sports clubs, managers, promoters	6	4	6	4
7948	Racing, including track operation	4	4	4	3
79 ex. 792, 3, 4; 84	Other amusement and recreation services, including museums	398	334	365	309
791	Dance studios, schools, and halls	50	48	45	48
7991	Physical fitness facilities	63	53	57	50
7992	Public golf courses	19	18	19	16
7993	Coin-operated amusement devices	36	29	34	25
7996	Amusement parks	10	7	10	7
7997	Membership sports and recreation clubs	37	41	34	35
7999, 84	Amusement and recreation services, including museums, n.e.c.	183	138	166	128
80	Health services	3 054	2 942	2 909	2 784
801	Offices and clinics of doctors of medicine	1 261	1 350	1 200	1 262
8011 pt.	Offices of doctors of medicine	1 232	1 312	1 174	1 233
8011 pt.	General medical clinics	29	38	26	29
802	Offices and clinics of dentists	974	929	935	897
803	Offices and clinics of doctors of osteopathy	10	8	9	7
804	Offices and clinics of other health practitioners	444	344	414	327
8041	Offices and clinics of chiropractors	153	131	141	124
8042	Offices and clinics of optometrists	81	75	79	70
8043	Offices and clinics of podiatrists	44	56	43	53
8049	Offices and clinics of health practitioners, n.e.c.	166	82	151	80
805	Nursing and personal care facilities	104	104	101	100
8051	Skilled nursing care facilities	53	63	50	59
8052	Intermediate care facilities	48	31	48	31
8059	Nursing and personal care facilities, n.e.c.	3	10	3	10
806	Hospitals	17	16	17	11
807, 8, 9	Other health services	244	191	233	180
807	Medical and dental laboratories	127	119	124	112
8071	Medical laboratories	44	41	43	40
8072	Dental laboratories	83	78	81	72
808	Home health care services	43	16	39	15
809	Miscellaneous health and allied services, n.e.c.	74	56	70	53
8092	Kidney dialysis centers	1	3	1	3
8093	Specialty outpatient facilities, n.e.c.	43	30	42	28
8099	Health and allied services, n.e.c.	30	23	27	22
81	Legal services	674	615	620	554
823, 4, 9	Selected educational services	131	92	121	81
823	Libraries	1	2	—	2
824	Vocational schools	37	25	34	23
829	Schools and educational services, n.e.c.	93	65	87	56
83	Social services	355	296	315	260
835	Child day care services	230	204	200	178
832, 3, 6, 9	Other social services	125	92	115	82
87 ex. 8733	Engineering, accounting, research, management, and related services (except noncommercial research organizations)	1 599	1 323	1 496	1 221
871	Engineering, architectural, and surveying services	515	433	480	404
8711	Engineering services	326	243	304	225
8712	Architectural services	137	138	128	134
8713	Surveying services	52	52	48	45
872	Accounting, auditing, and bookkeeping services	550	451	511	422
873 ex. 8733	Research, development, and testing services (except noncommercial research organizations)	113	95	111	89
8731	Commercial physical and biological research	40	41	40	40
8732	Commercial economic, sociological, and educational research	28	23	27	22
8734	Testing laboratories	45	31	44	27
874	Management and public relations services	421	344	394	306
8741	Management services	123	115	117	102
8742	Management consulting services	222	156	206	136
8743	Public relations services	17	25	17	23
8744	Facilities support management services	6	2	6	2
8748	Business consulting services, n.e.c.	53	46	48	43
89	Services, n.e.c.	92	80	85	69

Table G-2. Firms Exempt From Federal Income Tax

[Includes only establishments with payroll. For meaning of abbreviations and symbols, see introductory text. For explanation of terms and comparability of 1987 and 1992 censuses, see appendix A]

SIC code	Kind of business or operation	Establishments in business —			
		Any time during year		At end of year	
		1992	1987	1992	1987
	Total	966	768	918	724
7032, 704	Camps and membership lodging	14	15	12	13
792, 7991 pt., 7997, 7999 pt., 84	Selected amusement, recreation, and related services	61	43	58	42
792	Theatrical producers (except motion picture), bands, orchestras, and entertainers	15	10	15	9
7991 pt., 7997	Gymnasiums, athletic clubs, and membership sports and recreation clubs	35	23	32	23
7999 pt. 84	Fairs	1	1	1	1
	Museums, art galleries, and botanical and zoological gardens	10	9	10	9
8011 pt.; 8021 pt.; 805, 6, 8, 9	Selected health services	93	76	89	75
8011 pt., 8021 pt.	Clinics of doctors of medicine and dentists	24	19	23	18
805	Nursing and personal care facilities	15	5	13	5
806	Hospitals	39	39	39	39
808, 9	Other health services	15	13	14	13
808	Home health care services	3	3	3	3
809	Miscellaneous health and allied services, n.e.c.	12	10	11	10
8111 pt.	Legal aid societies and similar legal services	13	12	13	11
823, 4, 9	Selected educational services	25	18	25	16
83	Social services	373	234	354	224
835	Child day care services	74	59	69	55
832, 3, 6, 9	Other social services	299	175	285	169
861, 2, 4, 9	Selected membership organizations	355	343	336	318
861	Business associations	80	72	78	66
864	Civic, social, and fraternal associations	194	202	181	189
862, 9	Other membership organizations	81	69	77	63
873, 4 ex. 8744	Research, testing, and consulting services, except facilities support management services	32	27	31	25
873	Research, development, and testing services	28	19	27	18
8731	Commercial physical and biological research	4	2	4	2
8732	Commercial economic, sociological, and educational research	6	4	5	3
8733	Noncommercial research organizations	17	12	17	12
8734	Testing laboratories	1	1	1	1
874 ex. 8744	Management and public relations services, except facilities support management services	4	8	4	7

Publication Program

1992 CENSUS OF SERVICE INDUSTRIES

Publications of the 1992 Census of Service Industries containing data on service industries establishments in the United States are described below. Publication order forms for specific reports may be obtained from any Department of Commerce district office or from Data User Services Division, Customer Services, Bureau of the Census, Washington, DC 20233-8300. The first results were issued in press releases. Final detailed statistics are issued in separate paperbound reports and compact disc-read only memory (CD-ROM).

Final Reports

Geographic area series—52 reports (SC92-A-1 to -52)

A separate paperbound report containing data for establishments with payroll is published for each State, the District of Columbia, and the United States. For establishments of firms subject to Federal income tax, each State report presents general statistics on number of establishments, receipts, payroll, and employment, by varied service classifications, for the State, metropolitan areas (MA's), counties, and places with 350 service establishments or more, by kind of business. Greater kind-of-business detail is shown for larger areas. In addition, for places with 2,500 inhabitants or more and for all counties, statistics are provided on number of establishments and receipts for 10 major kind-of-business groups. For establishments of firms exempt from Federal income tax, each State report presents statistics on number of establishments, revenue, payroll, and employment by varied service classifications, for the State and MA's. Greater kind-of-business detail is shown for larger areas.

The United States Summary report presents data for the United States as a whole for establishments with payroll of firms subject to Federal income tax, as well as those exempt from Federal income tax, for detailed kind-of-business classifications. Statistics on number of establishments and receipts/revenue are also shown for States and MA's by kind of business.

For each State, the District of Columbia, and the United States, 1992 data are provided on receipts/revenue and employees per establishment and on receipts/revenue and payroll per employee. Comparative statistics showing percent changes in receipts/expenses and payroll between 1987 and 1992 also are shown.

Nonemployer statistics series—1 report (SC92-N-1)

This report includes data by kind of business for all establishments, establishments with payroll, and establishments without payroll for the United States and States. Also presented are statistics for establishments without payroll including number of establishments and receipts/revenue by varied service classifications for MA's.

Similar data for counties and places with 2,500 inhabitants or more are available on electronic media only.

Subject series—5 reports (SC92-S-1 to -5)

The *Establishment and Firm Size* report (SC92-S-1) presents data for establishments with payroll, based on size of establishment, size of company or firm, and legal form of organization. Establishment statistics are presented by receipts/revenue size and by employment size; statistics for firms, by receipts/revenue size (including concentration by largest firms), by employment size, and by number of establishments operated (single units and multiunits). Statistics are presented by kind of business on the number of establishments, receipts/revenue, payroll, and employment for the United States.

The *Capital Expenditures, Depreciable Assets, and Operating Expenses* report (SC92-S-2) presents data for firms with payroll for the United States by major kind of business. Operating expenses include annual payroll, supplemental labor costs, purchased services, etc. Receipts data also are provided.

Three other reports (*Hotels, Motels, and Other Lodging Places* (SC92-S-3), *Sources of Receipts or Revenue* (SC92-S-4), and *Miscellaneous Subjects* (SC92-S-5)) present data for the United States as a whole and, where feasible, for States and MA's.

Electronic Media

All data included in the printed reports are available on CD-ROM. The CD-ROM's provide the same information found in the final reports as well as additional information not published in the final reports, such as ZIP Code statistics available from series SC92-Z, and nonemployer data for counties and places from series SC92-N. Electronic media products are available for users who wish to summarize, rearrange, or process large amounts of data. These products, with corresponding technical documentation, are sold by Data User Services Division, Customer Services, Bureau of the Census, Washington, DC 20233-8300.

OTHER ECONOMIC CENSUS REPORTS

Data on retail trade, wholesale trade, financial, insurance, real estate, construction industries, manufactures, mineral industries, transportation, communications, utilities, enterprise statistics, minority-owned business enterprises, and women-owned businesses also are available from the 1992 Economic Census. A separate series of reports covers the census of outlying areas—Puerto Rico, Virgin Islands of the United States, Guam, and the Northern Marianas. Separate announcements describing these reports are available free of charge from Data User Services Division, Customer Services, Bureau of the Census, Washington, DC 20233-8300.