

# 1992

## Census of Service Industries


---

SC92-A-41

GEOGRAPHIC AREA SERIES

# South Carolina

---



# 1992 Census of Service Industries

---

SC92-A-41

GEOGRAPHIC AREA SERIES

## South Carolina

---

Issued December 1994



**U.S. Department of Commerce**  
**Ronald H. Brown**, Secretary  
**David J. Barram**, Deputy Secretary

**Economics and Statistics Administration**  
**Everett M. Ehrlich**, Under Secretary  
for Economic Affairs

**BUREAU OF THE CENSUS**  
**Martha Farnsworth Riche**, Director

---

## Acknowledgments

Many persons participated in the various activities of the 1992 Census of Service Industries. The overall planning and review of the census operations were performed by the Economic Census Staff of the Economic Planning and Coordination Division.

This report was prepared in the Services Division. **Bobby E. Russell**, Assistant Chief for Census Programs, was responsible for the overall planning, management, and coordination of the census of service industries. Planning and implementation were under the direction of **Jack B. Moody**, Chief, Service Census Branch, with primary staff assistance by **Jack R. Drago**, **Barbara S. Tinari**, **Kirk K. Degler**, **Joseph R. Fuller**, **Susan G. Baker**, **Deborah M. Stempowski**, **Brian D. Gregory**, **Theresa L. Steele**, **Chris E. Blackburn**, **Gary R. Rice**, **M. Craig Schadt**, **Arthur B. Stewart**, **Sandra K. Byrd**, and **Evelyn D. Butler**.

Systems and procedures for mailout, receipt, correspondence, data input, industry classification, other clerical processing, administrative record processing, quality control, and the associated electronic computer programs, were developed in the Economic Planning and Coordination Division.

Mailout preparation and receipt operations, clerical and analytical review activities, data keying, and geocoding review were performed by the staff of the Data Preparation Division, **Judith N. Petty**, Acting Chief.

Geographic coding procedures and associated computer programs were developed by the staff of the Geography Division.

The computer processing systems were developed and coordinated in the Economic Statistical Methods and Programming Division, **Charles P. Pautler, Jr.**, Chief. **H. Ray Dennis**, Assistant Chief for Business Programs, was responsible for design and implementation of the computer systems. The computer programs were prepared under the supervision of **William C. Wester**, Chief, Business Census Branch, and **Steven G. McCraith**, Chief, Utilities and Financial Census Branch, assisted by **Jeffrey S. Rosen**, **Barbara L. Lambert**, **Jacqueline R. Sellers**, and **Tsung C. Chu**. Additional programming assistance was provided by **Robert S. Jewett**.

Computer processing was performed in the Computer Services Division, **Marvin D. Raines**, Chief.

The staff of the Administrative and Publications Services Division, **Walter C. Odom**, Chief, performed planning, design, composition, editorial review, and printing planning and procurement for publications and report forms. **Margaret A. Smith** provided publication coordination and editing.

Special acknowledgment is also due the many businesses whose cooperation has contributed to the publication of these data.

**If you have any questions concerning the statistics in this report, call 301-457-2689.**



**Economics and Statistics  
Administration**

**Everett M. Ehrlich**, Under Secretary  
for Economic Affairs



**BUREAU OF THE CENSUS**

**Martha Farnsworth Riche**, Director  
**Harry A. Scarr**, Deputy Director

**Paula J. Schneider**, Principal Associate  
Director for Programs

**Thomas L. Mesenbourg**, Acting Associate  
Director for Economic Programs

**Thomas L. Mesenbourg**, Assistant Director  
for Economic Programs

**ECONOMIC PLANNING AND COORDINATION  
DIVISION**

**John P. Govoni**, Chief

**SERVICES DIVISION**

**Carole A. Ambler**, Chief

# Introduction to the Economic Census

## PURPOSES AND USES OF THE ECONOMIC CENSUS

The economic census is the major source of facts about the structure and functioning of the Nation's economy. It provides essential information for government, business, industry, and the general public.

The economic census furnishes an important part of the framework for such composite measures as the gross domestic product, input/output measures, production and price indexes, and other statistical series that measure short-term changes in economic conditions.

Policymaking agencies of the Federal Government use the data, especially in monitoring economic activity and providing assistance to business.

State and local governments use the data to assess business activities and tax bases within their jurisdictions and to develop programs to attract business.

Trade associations study trends in their own and competing industries and keep their members informed of market changes.

Individual businesses use the data to locate potential markets and to analyze their own production and sales performance relative to industry or area averages.

## AUTHORITY AND SCOPE

Title 13 of the United States Code (sections 131, 191, and 224) directs the Census Bureau to take the economic census every 5 years, covering years ending in 2 and 7. The 1992 Economic Census consists of the following eight censuses:

- Census of Retail Trade
- Census of Wholesale Trade
- Census of Service Industries
- Census of Financial, Insurance, and Real Estate Industries
- Census of Transportation, Communications, and Utilities
- Census of Manufactures
- Census of Mineral Industries
- Census of Construction Industries

Special programs also cover enterprise statistics and minority-owned and women-owned businesses. (The 1992 Census of Agriculture and 1992 Census of Governments are conducted separately.) The next economic census is scheduled to be taken in 1998 covering the year 1997.

## AVAILABILITY OF THE DATA

The results of the economic census are available in printed reports for sale by the U.S. Government Printing Office and on compact discs for sale by the Census Bureau. Order forms for all types of products are available on request from Customer Services, Bureau of the Census, Washington, DC 20233-8300. A more complete description of publications being issued from this census is on the inside back cover of this document.

Census facts are also widely disseminated by trade associations, business journals, and newspapers. Volumes containing census statistics are available in most major public and college libraries. Finally, State data centers in every State as well as business and industry data centers in many States also supply economic census statistics.

## WHAT'S NEW IN 1992

The 1992 Economic Census covers more of the economy than any previous census. New for 1992 are data on communications, utilities, financial, insurance, and real estate, as well as coverage of more transportation industries. The economic, agriculture, and governments censuses now collectively cover nearly 98 percent of all economic activity.

Among other changes, new 1992 definitions affect the boundaries of about a third of all metropolitan areas. Also, the Survey of Women-Owned Businesses has now been expanded to include all corporations.

## HISTORICAL INFORMATION

The economic census has been taken as an integrated program at 5-year intervals since 1967 and before that for 1963, 1958, and 1954. Prior to that time, the individual subcomponents of the economic census were taken separately at varying intervals.

The economic census traces its beginnings to the 1810 Decennial Census, when questions on manufacturing were included with those for population. Coverage of economic activities was expanded for 1840 and subsequent censuses to include mining and some commercial activities. In 1902, Congress established a permanent Census Bureau and directed that a census of manufactures be taken every 5 years. The 1905 Manufactures Census was the first time a census was taken apart from the regular every-10-year population census.

The first census of business was taken in 1930, covering 1929. Initially it covered retail and wholesale trade and construction industries, but it was broadened in 1933 to include some of the service trades.

The 1954 Economic Census was the first census to be fully integrated—providing comparable census data across economic sectors, using consistent time periods, concepts, definitions, classifications, and reporting units. It was the first census to be taken by mail, using lists of firms provided by the administrative records of other Federal agencies. Since 1963, administrative records also have been used to provide basic statistics for very small firms, reducing or eliminating the need to send them census questionnaires. The Enterprise Statistics Program, which publishes combined data from the economic census, was made possible with the implementation of the integrated census program in 1954.

The range of industries covered in the economic censuses has continued to expand. The census of construction industries began on a regular basis in 1967, and the scope of service industries was broadened in 1967, 1977, and 1987. The census of transportation began in 1963 as a set of surveys covering travel, transportation of commodities, and trucks, but expanded in 1987 to cover business establishments in several transportation industries. For 1992, these statistics are incorporated into a broadened census of transportation, communications, and utilities. Also new for 1992 is the census of financial, insurance, and real estate industries. This is part of a gradual expansion in coverage of industries previously subjected to government regulation.

The Survey of Minority-Owned Business Enterprises was first conducted as a special project in 1969 and was incorporated into the economic census in 1972 along with the Survey of Women-Owned Businesses.

An economic census has also been taken in Puerto Rico since 1909, in the Virgin Islands of the United States and Guam since 1958, and in the Commonwealth of the Northern Mariana Islands since 1982.

Statistical reports from the 1987 and earlier censuses provide historical figures for the study of long-term time series and are available in some large libraries. All of the census data published since 1967 are still available for sale on microfiche from the Census Bureau.

## AVAILABILITY OF MORE FREQUENT ECONOMIC DATA

While the census provides complete enumerations every 5 years, there are many needs for more frequent data as well. The Census Bureau conducts a number of monthly, quarterly, and annual surveys, with the results appearing in publication series such as Current Business Reports (retail and wholesale trade and service industries), the Annual Survey of Manufactures, Current Industrial Reports, and the Quarterly Financial Report. Most of these surveys, while providing more frequent observations, yield less kind-of-business and geographic detail than the census. The County Business Patterns program offers annual statistics on the number of establishments, employment, and payroll classified by industry within each county.

## SOURCES FOR MORE INFORMATION

More information about the scope, coverage, classification system, data items, and publications for each of the economic censuses and related surveys is published in the *Guide to the 1992 Economic Census and Related Statistics*. More information on the methodology, procedures, and history of the census will be published in the *History of the 1992 Economic Census*. Contact Customer Services for information on availability.

# Census of Service Industries

## GENERAL

The 1992 Census of Service Industries, part of the 1992 Economic Census, covered service industries as defined in Division I of the *Standard Industrial Classification Manual: 1987*<sup>1</sup> (SIC), except Elementary and Secondary Schools (SIC 821), Colleges, Universities, Professional Schools, and Junior Colleges (SIC 822), Labor Unions and Similar Labor Organizations (SIC 863), Political Organizations (SIC 865), Religious Organizations (SIC 866), and Private Households (SIC 881). The census also excluded governmental establishments classified in the covered industries, except for government-operated hospitals which were included.

Data are presented for establishments in the following classifications:

SIC code	Title
70	Hotels, rooming houses, camps, and other lodging places
72	Personal services
73	Business services
75	Automotive repair, services, and parking
76	Miscellaneous repair services
78	Motion pictures
79	Amusement and recreation services
80	Health services
81	Legal services
823, 4, 9	Selected educational services
83	Social services
84	Museums, art galleries, and botanical and zoological gardens
861, 2, 4, 9	Selected membership organizations
87	Engineering, accounting, research, management, and related services
89	Services, not elsewhere classified

This series of reports presents data for service establishments of firms subject to Federal income tax and (in separate tables) of firms which are exempt from Federal income tax under provisions of the Internal Revenue Code. Only establishments with some payroll during the year are included. For a more detailed explanation, see appendix A.

<sup>1</sup>*Standard Industrial Classification Manual: 1987*. For sale by Superintendent of Documents, U.S. Government Printing Office, Washington, DC 20402. Stock No. 041-001-00314-2.

Many of the "kinds of business or operation" included in this report are not thought of as commercial businesses, and the terms (such as "business," "establishment," and "firm") used to describe them may not be descriptive of such services, particularly for not-for-profit and professional services. However, these terms are applied to all "kinds of business or operation" in order to maintain conformity in the measures of the production and delivery of goods and services and in the presentation of data.

The basic tabulations in this report do not include data for establishments which are auxiliary (primary function is providing a service, such as warehousing or bookkeeping) to service establishments within the same organization. Data for auxiliaries are presented in a subsequent report issued as part of the 1992 Enterprise Statistics reports.

For the 1992 Census of Service Industries, large- and medium-size firms, plus all firms known to operate more than one establishment, were sent questionnaires to be completed and returned to the Census Bureau by mail. For most very small firms, including those with no paid employees, data from existing administrative records of other Federal agencies were used instead. These records provided basic information on location, kind of business, receipts, payroll, number of employees, and legal form of organization. In addition, more detailed information for selected kinds of business was obtained on the various questionnaires.

Appendix A gives a more detailed explanation of census coverage and methodology.

## CENSUS DISCLOSURE RULES

In accordance with Federal law governing census reports, no data are published that would disclose the operations of an individual establishment or business. However, the number of establishments in a kind-of-business classification is not considered a disclosure, so this information may be released even though other information is withheld.

## GEOGRAPHIC AREAS COVERED

This report series presents data for the following areas:

1. The United States as a whole.
2. Each State and the District of Columbia.

3. Each consolidated metropolitan statistical area (CMSA) and primary metropolitan statistical area (PMSA) defined by the Office of Management and Budget (OMB) as of June 30, 1993. A CMSA is an area used to facilitate the presentation and analysis of data for large concentrations of metropolitan populations. It includes two or more contiguous PMSA's which have a population of at least 1,000,000<sup>2</sup> and which meet specific criteria of urban character and of social and economic integration.
4. Each metropolitan statistical area (MSA) defined by the OMB as of June 30, 1993. An MSA is an integrated economic and social unit with a population nucleus of at least 50,000 inhabitants.<sup>2</sup> Each MSA consists of one or more counties meeting standards of metropolitan character; in New England, cities and towns rather than counties are the component geographic units.
5. The area within the State outside metropolitan areas (MA's).
6. Each county or county equivalent.<sup>3</sup> Counties are the primary divisions of States, except in Louisiana where they are called parishes and in Alaska where they are called boroughs and census areas. Maryland, Missouri, Nevada, and Virginia have one place or more that is independent of any county organization and constitutes primary divisions of their States. These places are treated as counties and as places.
7. Each consolidated city.<sup>3</sup> Consolidated cities are consolidated governments which consist of separately incorporated municipalities.
8. Each municipality of 2,500 inhabitants or more incorporated as a city, borough, village, or town.<sup>2 3</sup>  
  
For the economic census, boroughs and census areas in Alaska and boroughs in New York are not included in this category.
9. Special economic urban areas (SEUA's), which include townships in Michigan, New Jersey, and Pennsylvania, and towns in New York, Wisconsin, and the six New England States with 10,000 inhabitants or more.<sup>2</sup>

## DOLLAR VALUES

All dollar values presented in this report are expressed in current dollars, i.e., 1992 data are expressed in 1992 dollars and 1987 data in 1987 dollars. Consequently, when making comparisons to prior years, users of the data should consider the inflation that has occurred.

## RELIABILITY OF DATA

All data compiled in this report originated from either census questionnaires or administrative records of other Federal agencies and, therefore, are not subject to sampling errors. However, the data are subject to nonsampling

<sup>2</sup>According to the 1990 Census of Population or subsequent special census.

<sup>3</sup>Those defined as of January 1, 1992.

errors. Nonsampling errors can be attributed to many sources: inability to identify all cases in the actual universe; definition and classification difficulties; differences in the interpretation of questions; errors in recording or coding the data obtained; and other errors of collection, response, coverage, processing, and estimation for missing or misreported data.

The accuracy of these tabulated data is determined by the joint effects of the various nonsampling errors. No direct measurement of these effects has been obtained except for estimation for missing or misreported data; however, precautionary steps were taken in all phases of the collection, processing, and tabulation of the data in an effort to minimize the effects of nonsampling errors.

The Bureau of the Census obtains on computer tape limited information extracted from administrative records of other Federal agencies. This information is used in conjunction with other information available to the Census Bureau to develop estimates for nonemployers, small employers, and other establishments for which responses were not received in time for publication. For an indication of the extent that data included in these reports were obtained from the administrative records of other Federal agencies and from estimation, rather than reports directly from respondents, see appendix E. Also, see appendix A for a more detailed explanation of census coverage and methodology.

## SPECIAL TABULATIONS

Special tabulations of data collected in the 1992 Census of Service Industries may be obtained, depending on availability of time and personnel, on diskette, computer tape, or in tabular form. The data will be in summary form and subject to the same rules prohibiting disclosure of confidential information (including name, address, kind of business, or other data for individual business establishments or companies) as are the regular publications.

Special tabulations are prepared on a cost basis. A request for a cost estimate, as well as exact specifications on the type and format of the data to be provided, should be directed to the Chief, Services Division, Bureau of the Census, Washington, DC 20233.

To discuss a special tabulation before submitting specifications, call 1-800-541-8345.

## ABBREVIATIONS AND SYMBOLS

The following abbreviations and symbols are used in this publication:

- \* See kind-of-business descriptions for SIC 72 and SIC 7384 in appendix A for treatment of plant outlets.
- Represents zero.
- (D) Withheld to avoid disclosing data for individual companies; data are included in broader kind-of-business totals.



(IC)	Independent city.	<b>Symbol</b>	<b>Employment Size</b>
(NA)	Not available.		
(X)	Not applicable.	AA	0–19
CMSA	Consolidated metropolitan statistical area.	BB	20–99
MA	Metropolitan area.	CC	100–249
MSA	Metropolitan statistical area.	EE	250–499
n.e.c.	Not elsewhere classified.	FF	500–999
PMSA	Primary metropolitan statistical area.	GG	1,000–2,499
pt.	Part.	HH	2,500–4,999
r	Revised.	II	5,000–9,999
SIC	Standard Industrial Classification.	JJ	10,000–24,999

The following symbols are used in this publication to show employment size ranges for employment data that have been withheld to avoid disclosing data for individual companies (employment size range codes are provided for the first time in the 1992 Economic Census):

KK	25,000–49,999
LL	50,000–99,999
MM	100,000 or more

# Users' Guide for Locating Statistics in This Report by Table Number

Information shown in tables	Table															
	1a	1b	2a	2b	3a	3b	4	5	6	7a	7b	8a	8b	9	10	
<b>GEOGRAPHIC AREAS</b>																
The State .....	X	X	X	X	X	X	X								X	X
CMSA's and MSA's in the State .....										X	X					
PMSA's in the State .....										X	X					
Area of the State not in any CMSA, PMSA, or MSA .....												X	X			
Counties in the State .....							X		X							X
Places in the State .....							X	X						X		
<b>DATA ITEMS</b>																
Establishments .....	X	X			X	X	X	X	X	X	X	X	X	X		X
Receipts .....	X				X	X	X	X	X	X	X	X	X	X	X	X
Revenue .....		X									X		X			
Expenses .....						X										
Annual payroll .....	X	X			X	X	X	X	X	X	X	X	X	X		
First-quarter payroll .....	X	X					X	X	X	X	X	X	X	X		
Paid employees for pay period including March 12, 1992 .....	X	X			X	X	X	X	X	X	X	X	X	X		
1987 to 1992 comparative statistics .....					X	X										
Receipts per establishment .....			X													
Revenue per establishment .....				X												
Expenses per establishment .....				X												
Receipts per employee .....			X													
Revenue per employee .....				X												
Expenses per employee .....				X												
Annual payroll per employee .....			X	X												
Employees per establishment .....			X	X												
Counties ranked by volume of receipts .....																X
Places ranked by volume of receipts .....														X		

# Users' Guide for Locating Statistics in the 1992 Census of Service Industries Reports

Report and geographic area	Information shown in reports by kind of business or industry category										
	Number of establishments	Receipts/Revenue (\$1,000)	Payroll (\$1,000)	Number of employees	Selected ratios	Receipts/revenue lines	Receipts size and employment size of establishments and firms	Concentration ratios of largest firms	Single units and multi-units	Legal form of organization	Selected topics
<b>GEOGRAPHIC AREA SERIES</b>											
United States .....	X	X	X	X	X						
State .....	X	X	X	X	X						
CMSA, PMSA, MSA .....	X	X	X	X							
County .....	X	X	X	X							
Place .....	X	X	X	X							
<b>NONEMPLOYER STATISTICS SERIES</b>											
United States .....	X	X									
State .....	X	X									
CMSA, PMSA, MSA .....	X	X									
County .....	X	X									
Place .....	X	X									
<b>ESTABLISHMENT AND FIRM SIZE (INCLUDING LEGAL FORM OF ORGANIZATION)</b>											
United States .....	X	X	X	X			X	X	X	X	
<b>CAPITAL EXPENDITURES, DEPRECIABLE ASSETS, AND OPERATING EXPENSES</b>											
United States .....		X	X								X
<b>RECEIPTS/REVENUE LINES</b>											
United States .....	X	X				X					
State .....	X	X				X					
CMSA, PMSA, MSA .....	X	X				X					
<b>HOTELS, MOTELS, AND OTHER LODGING PLACES</b>											
United States .....	X	X	X	X		X					X
State .....	X	X	X	X		X					X
CMSA, PMSA, MSA .....	X	X				X					X

Report and geographic area	Information shown in reports by kind of business or industry category										
	Number of establishments	Receipts/Revenue (\$1,000)	Payroll (\$1,000)	Number of employees	Selected ratios	Receipts/revenue lines	Receipts size and employment size of establishments and firms	Concentration ratios of largest firms	Single units and multi-units	Legal form of organization	Selected topics
<b>ZIP CODES</b>											
United States .....	X	X	X	X							
State .....	X	X	X	X							
<b>MISCELLANEOUS SUBJECTS</b>											
United States .....	X	X	X	X							X
State .....	X	X									X
CMSA, PMSA, MSA .....	X	X									X

# Contents

## South Carolina

[Page numbers listed here omit the prefix that appears as part of the number of each page]

	Page
Introduction to the Economic Census .....	III
Census of Service Industries .....	V
Users' Guide for Locating Statistics in This Report by Table Number .....	VIII
Users' Guide for Locating Statistics in the 1992 Census of Service Industries Reports ...	IX
Summary of Findings .....	2

### FIGURES

1. Percent Change in Receipts and Annual Payroll for Establishments of Firms Subject to Federal Income Tax: 1987 to 1992 .....	3
2. Annual Payroll per Employee for Establishments of Firms Subject to Federal Income Tax: 1992 and 1987 .....	4
Maps .....	5

### TABLES

1a. Summary Statistics for Firms Subject to Federal Income Tax for the State: 1992 ..	7
1b. Summary Statistics for Firms Exempt From Federal Income Tax for the State: 1992 .....	11
2a. Selected Ratios for Firms Subject to Federal Income Tax for the State: 1992 .....	12
2b. Selected Ratios for Firms Exempt From Federal Income Tax for the State: 1992 ..	15
3a. Comparative Statistics for Firms Subject to Federal Income Tax for the State: 1992 and 1987 .....	15
3b. Comparative Statistics for Firms Exempt From Federal Income Tax for the State: 1992 and 1987 .....	19
4. Summary Statistics for Firms Subject to Federal Income Tax for Counties and for Places With 2,500 Inhabitants or More: 1992 .....	20
5. Summary Statistics for Firms Subject to Federal Income Tax for Places With 350 Establishments or More: 1992 .....	26
6. Summary Statistics for Firms Subject to Federal Income Tax for Counties With 350 Establishments or More: 1992 .....	37
7a. Summary Statistics for Firms Subject to Federal Income Tax for Metropolitan Areas: 1992 .....	57
7b. Summary Statistics for Firms Exempt From Federal Income Tax for Metropolitan Areas: 1992 .....	76
8a. Summary Statistics for Firms Subject to Federal Income Tax for the Area Outside Metropolitan Areas: 1992 .....	80
8b. Summary Statistics for Firms Exempt From Federal Income Tax for the Area Outside Metropolitan Areas: 1992 .....	83
9. Places With 2,500 Inhabitants or More Ranked by Volume of Receipts of Firms Subject to Federal Income Tax: 1992 .....	83
10. Counties Ranked by Volume of Receipts of Firms Subject to Federal Income Tax: 1992 .....	84

### APPENDIXES

A. General Explanation .....	A-1
B. Sample Report Form and Instructions .....	B-1
C. Kind-of-Business Titles and Reporting-Form Numbers .....	C-1
D. Metropolitan Areas .....	D-1
E. Percent of Receipts/Revenue Based on Administrative Records and Estimation for the State: 1992 .....	E-1
F. Geographic Notes .....	F-1
G. Establishments in Business Any Time During Year and Establishments in Business at End of Year for the State: 1992 and 1987 .....	G-1

Publication Program .....

Inside back cover

---

## Summary of Findings

---

### FIRMS SUBJECT TO FEDERAL INCOME TAX

Data from the 1992 Census of Service Industries show that South Carolina's 21,506 service industries establishments of firms with payroll that were subject to Federal income tax had receipts totaling \$10.9 billion. The 1992 data represent an increase of 72.0 percent in receipts for the State since 1987.

For establishments with payroll in 1992, receipts of offices and clinics of medical doctors totaled \$1.5 billion, compared with \$901.5 million in 1987. Other leading service kinds of business in 1992 were engineering services with \$911.5 million in receipts, hotels and motels with \$874.3 million, and legal services with \$768.8 million.

There were 232,965 paid employees (full- and part-time) working in service industries in the State as of mid-March 1992, compared with 169,535 employees in 1987. Large employers included help supply services with 30,719 employees, hotels and motels with 20,901 employees, and offices and clinics of doctors of medicine with 16,150 employees.

### ORGANIZATIONS EXEMPT FROM FEDERAL INCOME TAX

Data for the census show that South Carolina's 2,078 service industries establishments of firms and other organizations with payroll that were exempt from Federal income tax had revenue totaling \$4.2 billion and expenses of \$3.9 billion in 1992. The 1992 data represent an increase of 91.7 percent in expenses since 1987.

For establishments with payroll in 1992, revenue of hospitals totaled \$3.3 billion, compared with \$1.7 billion in 1987. Other leading classifications in 1992 were civic, social, and fraternal associations with revenue of \$116.5 million, and individual and family social services with \$94.1 million.

There were 75,916 paid employees (full- and part-time) as of mid-March 1992, compared with 60,339 employees in 1987. Hospitals had 52,072 employees; individual and family social services, 3,762 employees; and civic, social, and fraternal associations, 3,328 employees.

Figure 1. **Percent Change in Receipts and Annual Payroll for Establishments of Firms Subject to Federal Income Tax: 1987 to 1992**

(Includes only establishments with payroll. For meaning of abbreviations and symbols, see introductory text)

Receipts   
Payroll 

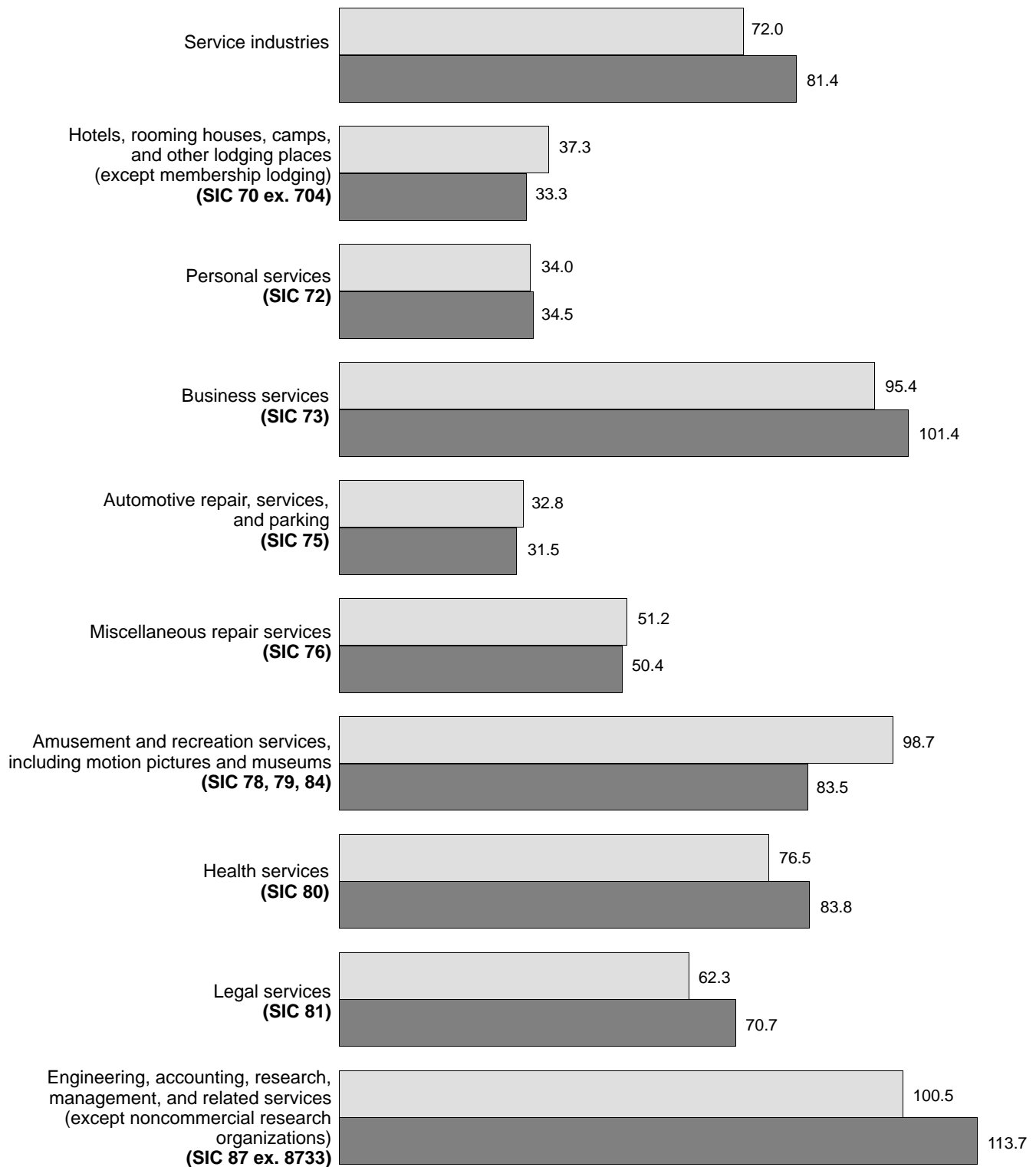

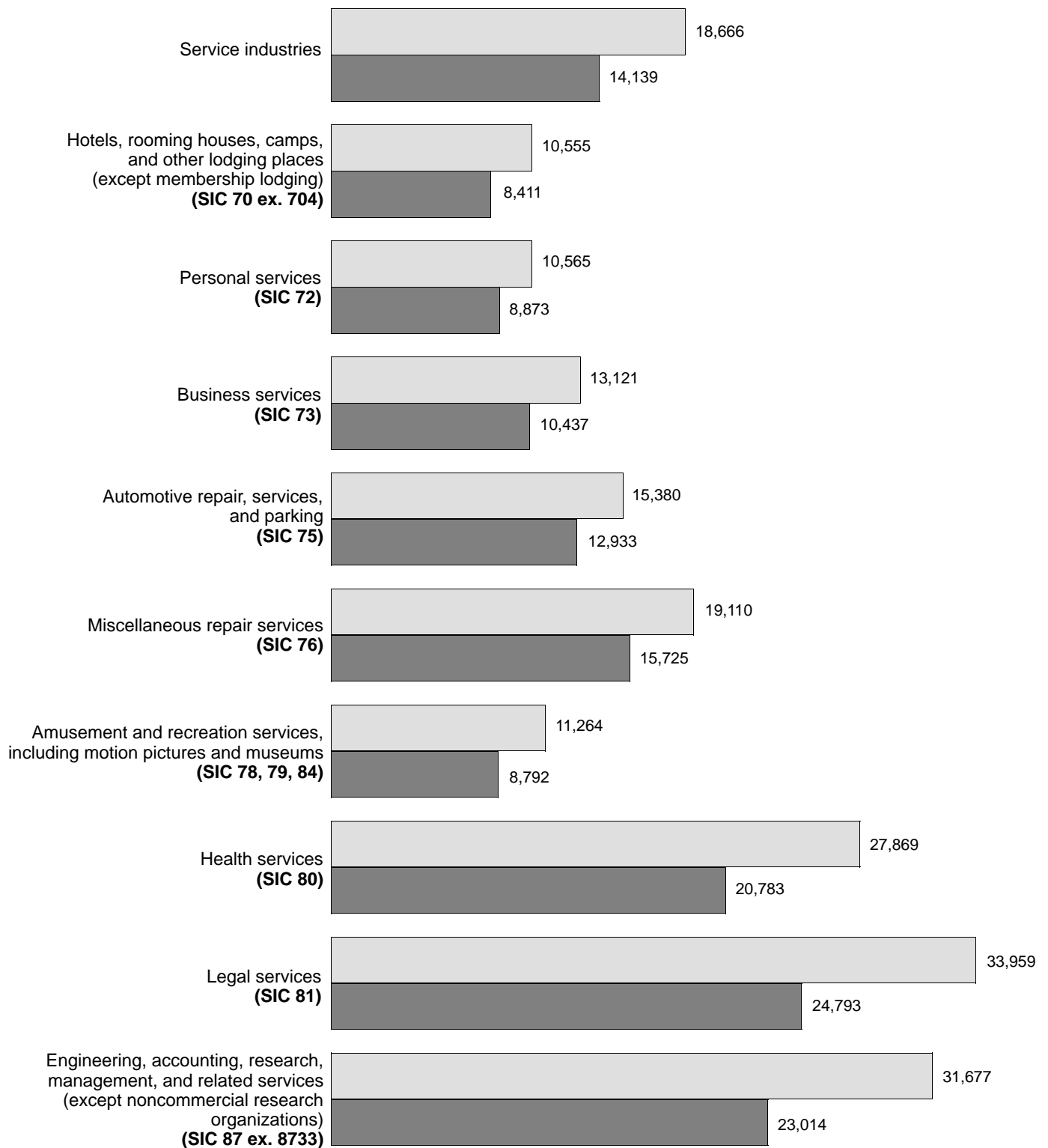


Figure 2. **Annual Payroll per Employee for Establishments of Firms Subject to Federal Income Tax: 1992 and 1987**

(In dollars. For meaning of abbreviations and symbols, see introductory text)

1992   
1987 







**Table 1a. Summary Statistics for Firms Subject to Federal Income Tax for the State: 1992**

[Includes only establishments with payroll. For meaning of abbreviations and symbols, see introductory text. For explanation of terms and comparability of 1987 and 1992 censuses, see appendix A]

SIC code	Kind of business or operation	Establishments (number)	Receipts (\$1,000)	Annual payroll (\$1,000)	First-quarter payroll (\$1,000)	Paid employees for pay period including March 12 (number)
	<b>Total</b> .....	<b>21 506</b>	<b>10 930 491</b>	<b>4 348 541</b>	<b>966 302</b>	<b>232 965</b>
<b>70 ex. 704</b>	<b>Hotels, rooming houses, camps, and other lodging places (except membership lodging)</b> .....	<b>954</b>	<b>918 338</b>	<b>224 526</b>	<b>47 477</b>	<b>21 273</b>
	Hotels and motels .....	891	874 250	218 379	46 218	20 901
7011	Hotels .....	179	497 572	132 132	27 835	11 255
7011 pt.	Hotels, 25 guestrooms or more .....	115	487 834	130 079	27 450	11 018
7011 pt.	Hotels, less than 25 guestrooms .....	64	9 738	2 053	385	237
7011 pt.	Motels, motor hotels, and tourist courts .....	712	376 678	86 247	18 383	9 646
7011 pt.	Motels, tourist courts .....	627	294 920	65 799	13 934	7 210
7011 pt.	Motor hotels .....	85	81 758	20 448	4 449	2 436
702, 3	Other lodging places .....	63	44 088	6 147	1 259	372
702	Rooming and boarding houses .....	15	1 540	347	76	44
703	Camps and recreational vehicle parks .....	48	42 548	5 800	1 183	328
7032	Sporting and recreational camps .....	13	3 217	826	106	59
7033	Recreational vehicle parks and campsites .....	35	39 331	4 974	1 077	269
<b>72</b>	<b>Personal services</b> .....	<b>2 451</b>	<b>477 516</b>	<b>164 688</b>	<b>41 275</b>	<b>15 588</b>
721	Laundry, cleaning, and garment services .....	798	197 406	73 824	17 976	6 751
7211	Power laundries, family and commercial* .....	24	5 582	2 496	673	270
7213	Linen supply* .....	14	32 135	12 558	2 881	786
7215	Coin-operated laundries and drycleaning .....	169	17 524	3 728	913	489
7215 pt.	Coin-operated laundries and drycleaning stores .....	167	(D)	(D)	(D)	EE
7215 pt.	Coin-operated laundry routes .....	2	(D)	(D)	(D)	AA
7216	Drycleaning plants, except rug cleaning* .....	339	78 297	34 082	8 072	3 484
7217	Carpet and upholstery cleaning .....	95	14 113	4 757	1 132	425
7218	Industrial laundries* .....	23	36 165	11 325	3 170	826
7212, 9	Other laundry, cleaning, and garment services* .....	134	13 590	4 878	1 135	471
7212	Garment pressing, and agents for laundries and drycleaners .....	54	6 196	1 803	454	185
7219	Laundry and garment services, n.e.c.* .....	80	7 394	3 075	681	286
722	Photographic studios, portrait .....	136	29 973	6 963	1 531	638
723, 4	Beauty and barber shops .....	887	90 966	38 987	9 342	3 423
723	Beauty shops .....	827	83 940	35 392	8 547	3 216
724	Barber shops .....	60	7 026	3 595	795	207
725	Shoe repair shops and shoeshine parlors .....	41	3 728	1 055	242	98
726	Funeral service and crematories .....	248	109 443	29 552	7 148	1 682
729	Miscellaneous personal services .....	341	46 000	14 307	5 036	2 996
7291	Tax return preparation services .....	178	21 364	7 625	3 419	2 199
7299	Miscellaneous personal services, n.e.c. .....	163	24 636	6 682	1 617	797
7299 pt.	Massage parlors, tanning salons, and saunas .....	54	2 817	750	163	164
7299 pt.	Other personal services .....	109	21 819	5 932	1 454	633
7299 pt.	Diet and weight reducing services .....	35	9 442	2 992	733	351
7299 pt.	Formal wear rental .....	21	4 204	900	249	95
7299 pt.	Other personal services, n.e.c. .....	53	8 173	2 040	472	187
<b>73</b>	<b>Business services</b> .....	<b>3 234</b>	<b>1 996 911</b>	<b>962 515</b>	<b>220 416</b>	<b>73 355</b>
731	Advertising .....	177	98 967	31 552	7 509	1 271
7311	Advertising agencies .....	123	56 173	23 240	5 667	689
7312	Outdoor advertising services .....	29	33 311	6 363	1 392	275
7313	Radio, television, publishers' advertising representatives .....	10	1 818	497	103	34
7313 pt.	Radio, television advertising representatives .....	5	892	269	49	15
7313 pt.	Publishers' advertising representatives .....	5	926	228	54	19
7319	Advertising, n.e.c. .....	15	7 665	1 452	347	273
732	Consumer credit reporting agencies, mercantile reporting agencies, and adjustment and collection agencies .....	67	38 942	10 052	2 541	603
7322	Adjustment and collection services .....	46	21 629	7 359	1 780	437
7323	Credit reporting services .....	21	17 313	2 693	761	166
733	Mailing, reproduction, commercial art and photography, and stenographic services .....	213	40 704	12 145	2 717	746
7331	Direct mail advertising services .....	28	6 834	1 935	440	117
7331 pt.	Mailing list compilers, brokers, and managers .....	3	1 142	479	100	33
7331 pt.	Direct mail advertising services, except mailing list services .....	25	5 692	1 456	340	84
7334	Photocopying and duplicating services .....	29	11 106	3 007	692	217
7334 pt.	Blueprinting and photocopying services .....	27	(D)	(D)	(D)	CC
7334 pt.	Duplicating services, except printing and photocopying .....	2	(D)	(D)	(D)	AA
7335, 6	Commercial photography, art, and graphics .....	83	13 993	4 111	910	225
7335	Commercial photography .....	27	3 387	751	167	50
7336	Commercial art and graphic design .....	56	10 596	3 360	743	175
7336 pt.	Commercial art .....	11	864	250	45	14
7336 pt.	Graphic arts and related design .....	45	9 732	3 110	698	161
7338	Secretarial and court reporting services .....	73	8 781	3 092	675	187
734	Services to dwellings and other buildings .....	931	346 098	189 536	44 872	18 504
7342	Disinfecting and pest control services .....	244	73 985	28 566	6 796	1 671
7349	Building cleaning and maintenance services, n.e.c. .....	687	272 113	160 970	38 076	16 833
735	Miscellaneous equipment rental and leasing .....	312	184 955	40 142	9 464	1 877
7352	Medical equipment rental and leasing .....	31	20 720	4 933	1 151	225
7353	Heavy construction equipment rental and leasing .....	36	54 435	9 527	2 390	377
7353 pt.	Rental and leasing of heavy construction equipment without operators .....	20	15 559	2 427	634	114
7353 pt.	Rental and leasing of heavy construction equipment with operators .....	16	38 876	7 100	1 756	263
7359	Equipment rental and leasing, n.e.c. .....	245	109 800	25 682	5 923	1 275
7359 pt.	Equipment rental .....	219	93 670	22 303	5 209	1 134
7359 pt.	Rent-to-own .....	105	35 965	8 189	2 019	456
7359 pt.	Equipment rental, except rent-to-own .....	114	57 705	14 114	3 190	678
7359 pt.	Equipment leasing, except finance leasing .....	26	16 130	3 379	714	141

**Table 1a. Summary Statistics for Firms Subject to Federal Income Tax for the State: 1992—Con.**

[Includes only establishments with payroll. For meaning of abbreviations and symbols, see introductory text. For explanation of terms and comparability of 1987 and 1992 censuses, see appendix A]

SIC code	Kind of business or operation	Establishments (number)	Receipts (\$1,000)	Annual payroll (\$1,000)	First-quarter payroll (\$1,000)	Paid employees for pay period including March 12 (number)
<b>73</b>	<b>Business services—Con.</b>					
736	Personnel supply services .....	352	369 504	271 164	60 231	32 147
7361	Employment agencies .....	140	31 620	16 176	3 441	1 428
7363	Help supply services .....	212	337 884	254 988	56 790	30 719
7363 pt.	Temporary help supply .....	180	292 604	216 178	48 317	28 562
7363 pt.	Help supply, except temporary .....	32	45 280	38 810	8 473	2 157
7363 pt.	Employee leasing .....	16	31 654	27 694	5 930	1 780
7363 pt.	Other help supply services .....	16	13 626	11 116	2 543	377
737	Computer programming, data processing, and other computer related services .....	387	538 079	224 300	49 202	6 037
7371, 2, 3	Computer programming, prepackaged software, and integrated systems .....	227	189 098	74 606	18 113	2 079
7371	Computer programming services .....	155	89 811	44 264	11 426	1 178
7372	Prepackaged software .....	30	16 898	6 262	1 340	187
7373	Computer integrated systems .....	42	82 389	24 080	5 347	714
7374, 5, 6	Data processing services .....	57	239 532	114 729	22 252	3 002
7374, 5	Computer processing, information retrieval .....	54	(D)	(D)	(D)	HH
7374	Computer processing and data preparation and processing services .....	47	(D)	(D)	(D)	HH
7375	Information retrieval services .....	7	(D)	(D)	(D)	EE
7376	Computer facilities management services .....	3	(D)	(D)	(D)	BB
7377, 8, 9	Computer rental and leasing, maintenance, and related services, n.e.c. ....	103	109 449	34 965	8 837	956
7377	Computer rental and leasing .....	3	(D)	(D)	(D)	AA
7378	Computer maintenance and repair .....	44	70 172	21 779	5 457	538
7379	Computer related services, n.e.c. ....	56	(D)	(D)	(D)	EE
7379 pt.	Computer consultants .....	46	36 092	11 922	3 007	370
7379 pt.	Miscellaneous computer services, n.e.c. ....	10	(D)	(D)	(D)	BB
738	Miscellaneous business services .....	795	379 662	183 624	43 880	12 170
7381, 2	Detective agencies and protective services .....	208	227 573	144 615	34 973	9 324
7381	Detective, guard, and armored car services .....	170	200 911	135 096	32 729	8 890
7381 pt.	Detective agencies and guard services .....	159	(D)	(D)	(D)	II
7381 pt.	Armored car services .....	11	(D)	(D)	(D)	EE
7382	Security systems services .....	38	26 662	9 519	2 244	434
7383	News syndicates .....	4	(D)	(D)	(D)	BB
7384	Photofinishing laboratories* .....	85	19 412	5 298	1 274	430
7384 pt.	Photofinishing laboratories, except "one-hour" (mini) labs* .....	43	9 241	2 707	696	196
7384 pt.	One-hour (mini) photofinishing* .....	42	10 171	2 591	578	234
7389	Business services, n.e.c. ....	498	(D)	(D)	(D)	GG
7389 pt.	Sign painting shops .....	41	7 238	2 080	510	151
7389 pt.	Interior designing .....	74	17 943	2 563	594	201
7389 pt.	Telephone answering services .....	29	4 073	2 038	441	188
7389 pt.	Other business services .....	354	(D)	(D)	(D)	GG
7389 pt.	Water softening and conditioning services .....	5	1 840	630	133	23
7389 pt.	Packaging and labeling services .....	16	7 462	2 334	524	185
7389 pt.	Trading stamp services .....	4	(D)	(D)	(D)	BB
7389 pt.	Miscellaneous business services .....	329	(D)	(D)	(D)	GG
7389 pt.	Convention and trade show services .....	22	5 087	985	210	59
7389 pt.	Private mail centers .....	20	4 088	630	136	72
7389 pt.	Miscellaneous business services, n.e.c. ....	287	(D)	(D)	(D)	GG
<b>75</b>	<b>Automotive repair, services, and parking .....</b>	<b>2 177</b>	<b>669 816</b>	<b>150 290</b>	<b>35 469</b>	<b>9 772</b>
751	Automotive rental and leasing, without drivers .....	158	201 507	28 130	6 679	1 661
7513	Truck rental and leasing, without drivers .....	64	100 022	13 769	3 273	674
7513 pt.	Truck rental, without drivers .....	27	20 517	3 204	811	187
7513 pt.	Truck leasing, except finance leasing .....	37	79 505	10 565	2 462	487
7514, 5	Passenger car rental and leasing .....	88	100 241	14 076	3 340	974
7514	Passenger car rental .....	80	96 463	13 810	3 273	963
7515	Passenger car leasing .....	8	3 778	266	67	11
7519	Utility trailer and recreational vehicle rental .....	6	1 244	285	66	13
752	Automobile parking .....	16	3 689	515	135	94
7521 pt.	Parking lots .....	15	(D)	(D)	(D)	BB
7521 pt.	Parking structures .....	1	(D)	(D)	(D)	AA
753	Automotive repair shops .....	1 744	405 017	102 931	24 116	6 113
7532	Top, body, and upholstery repair shops and paint shops .....	468	115 584	30 277	7 037	1 807
7532 pt.	Top and body repair shops .....	428	107 474	28 158	6 560	1 682
7532 pt.	Paint shops .....	40	8 110	2 119	477	125
7538	General automotive repair shops .....	890	186 683	46 810	11 021	2 864
7538 pt.	General automotive repair shops, except diesel .....	800	160 134	39 273	9 157	2 461
7538 pt.	Diesel repair shops .....	90	26 549	7 537	1 864	403
7533, 4, 6, 7, 9	Other automotive repair shops .....	386	102 750	25 844	6 058	1 442
7533	Automotive exhaust system repair shops .....	60	14 393	3 436	752	187
7534	Tire retreading and repair shops .....	40	16 864	3 415	804	198
7536	Automotive glass replacement shops .....	61	20 455	4 655	1 072	233
7537	Automotive transmission repair shops .....	80	18 563	5 308	1 279	294
7539	Automotive repair shops, n.e.c. ....	145	32 475	9 030	2 151	530
7539 pt.	Radiator repair .....	26	3 681	991	239	67
7539 pt.	Brake, front end, and wheel alignment .....	54	14 189	3 903	958	215
7539 pt.	Automotive electrical and fuel system services .....	53	12 729	3 540	830	212
7539 pt.	Carburetor repair shops .....	11	4 518	1 144	281	52
7539 pt.	Automotive electrical repair shops .....	42	8 211	2 396	549	160
7539 pt.	Other automotive repair shops, n.e.c. ....	12	1 876	596	124	36
754	Automotive services, except repair .....	259	59 603	18 714	4 539	1 904
7542	Carwashes .....	130	29 070	10 408	2 696	1 283
7549	Automotive services, except repair and carwashes .....	129	30 533	8 306	1 843	621
7549 pt.	Lubrication shops .....	67	19 644	5 189	1 235	420
7549 pt.	Other automotive services .....	62	10 889	3 117	608	201
7549 pt.	Towing services .....	50	8 436	2 504	506	144
7549 pt.	Other automotive services, n.e.c. ....	12	2 453	613	102	57

**Table 1a. Summary Statistics for Firms Subject to Federal Income Tax for the State: 1992—Con.**

[Includes only establishments with payroll. For meaning of abbreviations and symbols, see introductory text. For explanation of terms and comparability of 1987 and 1992 censuses, see appendix A]

SIC code	Kind of business or operation	Establishments (number)	Receipts (\$1,000)	Annual payroll (\$1,000)	First-quarter payroll (\$1,000)	Paid employees for pay period including March 12 (number)
<b>76</b>	<b>Miscellaneous repair services -----</b>	<b>1 093</b>	<b>347 962</b>	<b>105 905</b>	<b>24 768</b>	<b>5 542</b>
762	Electrical repair shops -----	351	111 567	35 126	8 384	1 928
7622	Radio and television repair shops -----	97	20 771	6 183	1 517	435
7623, 9	Other electrical and electronic repair shops -----	254	90 796	28 943	6 867	1 493
7623	Refrigeration and air-conditioning service and repair shops -----	86	32 320	8 591	1 955	429
7629	Electrical and electronic repair shops, n.e.c. -----	168	58 476	20 352	4 912	1 064
763	Watch, clock, and jewelry repair -----	15	1 689	482	117	40
764	Reupholstery and furniture repair -----	110	12 647	3 908	950	327
769	Miscellaneous repair and related services -----	617	222 059	66 389	15 317	3 247
7692	Welding repair -----	88	21 291	6 177	1 348	349
7694	Armature rewinding shops -----	53	49 721	15 049	3 501	605
7699	Repair shops and related services, n.e.c. -----	476	151 047	45 163	10 468	2 293
7699 pt.	Farm machinery and equipment repair -----	23	4 196	836	201	68
7699 pt.	Lawnmower and other small gasoline engine repair -----	57	10 622	2 574	560	179
7699 pt.	Sewer and septic tank cleaning services -----	27	6 342	1 571	338	88
7699 pt.	Other repair and related services, n.e.c. -----	369	129 887	40 182	9 369	1 958
<b>78, 79, 84</b>	<b>Amusement and recreation services, including motion pictures and museums -----</b>	<b>1 594</b>	<b>675 721</b>	<b>160 980</b>	<b>35 068</b>	<b>14 291</b>
781, 2	Motion picture production, distribution, and services -----	36	12 843	4 018	903	155
7812 pt.	Motion picture production, except for television -----	16	5 276	1 996	437	50
7812 pt.	Motion picture and tape production for television -----	6	763	229	57	28
7819	Services allied to motion picture production -----	11	5 291	1 472	330	56
7822 pt.	Motion picture film and tape distributors -----	2	(D)	(D)	(D)	AA
7822 pt.	Motion picture film exchanges -----	1	(D)	(D)	(D)	AA
7822 pt.	Video tape wholesalers -----	1	(D)	(D)	(D)	AA
7822 pt.	Film and tape distribution for television -----	1	(D)	(D)	(D)	AA
7829	Services allied to motion picture distribution -----	-	-	-	-	-
783	Motion picture theaters -----	85	59 212	8 465	2 654	1 738
7832	Motion picture theaters, except drive-in -----	80	59 008	8 432	2 646	1 734
7833	Drive-in motion picture theaters -----	5	204	33	8	4
784	Video tape rental -----	360	78 948	16 251	3 840	2 014
792	Theatrical producers (except motion picture), bands, orchestras, and entertainers -----	40	20 865	5 715	1 176	280
7922	Theatrical producers (except motion picture) and miscellaneous theatrical services -----	13	(D)	(D)	(D)	BB
7922 pt.	Producers of live theatrical productions -----	5	(D)	(D)	(D)	BB
7922 pt.	Producers of radio and television shows, except tape producers -----	-	-	-	-	-
7922 pt.	Artists' and entertainers' managers or agents, concert bureaus, booking agents -----	4	(D)	(D)	(D)	BB
7922 pt.	Other theatrical services -----	4	(D)	(D)	(D)	AA
7929	Bands, orchestras, actors, and other entertainers and entertainment groups -----	27	(D)	(D)	(D)	CC
7929 pt.	Dance groups and artists -----	2	(D)	(D)	(D)	AA
7929 pt.	Symphony orchestras, opera companies, and chamber music organizations -----	-	-	-	-	-
7929 pt.	Other music and entertainment presentations -----	25	17 162	4 250	880	198
7929 pt.	Other music groups and artists -----	13	10 604	2 856	615	112
7929 pt.	Other entertainers and entertainment groups -----	12	6 558	1 394	265	86
793	Bowling centers -----	50	24 737	7 004	1 746	822
79 ex. 792, 3, 84	Commercial sports and other amusement and recreation services, including museums -----	1 023	479 116	119 527	24 749	9 282
794	Commercial sports -----	42	21 478	4 528	846	289
7941	Professional sports clubs, managers, promoters -----	16	6 204	2 136	297	129
7941 pt.	Baseball clubs -----	4	3 819	1 570	158	102
7941 pt.	Football clubs -----	-	-	-	-	-
7941 pt.	Other professional sports clubs -----	-	-	-	-	-
7941 pt.	Managers and promoters -----	12	2 385	566	139	27
7948	Racing, including track operation -----	26	15 274	2 392	549	160
7948 pt.	Auto racetrack operation -----	12	8 489	851	175	63
7948 pt.	Horse racetrack operation -----	-	-	-	-	-
7948 pt.	Dog racetrack operation -----	-	-	-	-	-
7948 pt.	Racing stables and racing, n.e.c. -----	14	6 785	1 541	374	97
79 ex. 792, 3, 4, 84	Other amusement and recreation services, including museums -----	981	457 638	114 999	23 903	8 993
791	Dance studios, schools, and halls -----	92	6 881	1 770	459	351
7991	Physical fitness facilities -----	97	32 159	9 997	2 451	1 142
7991 pt.	Physical fitness centers, except gymnasiums and athletic clubs -----	90	30 119	9 348	2 290	1 070
7991 pt.	Gymnasiums and athletic clubs -----	7	2 040	649	161	72
7992	Public golf courses -----	98	78 149	20 076	4 142	1 440
7993	Coin-operated amusement devices -----	172	103 047	20 206	4 057	1 002
7996	Amusement parks -----	6	16 935	3 661	555	229
7997	Membership sports and recreation clubs -----	162	129 149	38 282	8 367	2 877
7999, 84	Amusement and recreation services, including museums, n.e.c. -----	354	91 318	21 007	3 872	1 952
7999 pt.	Concession operators of amusement devices and rides -----	11	(D)	(D)	(D)	AA
7999 pt.	Carnivals, circuses, and fairs -----	3	(D)	(D)	(D)	BB
7999 pt.	Carnivals and circuses -----	2	(D)	(D)	(D)	BB
7999 pt.	Fairs -----	1	(D)	(D)	(D)	AA
7999 pt., 84	Other recreation and amusements, including museums -----	340	87 319	20 278	3 790	1 891
84	Museums, art galleries, and botanical and zoological gardens -----	14	7 255	2 235	482	204
841	Museums and art galleries -----	11	(D)	(D)	(D)	BB
842	Arboreta and botanical or zoological gardens -----	3	(D)	(D)	(D)	CC
7999 pt.	Roller skating rinks -----	31	4 632	1 259	292	216
7999 pt.	Ice skating rinks -----	1	(D)	(D)	(D)	AA
7999 pt.	Other amusement and recreation services, n.e.c. -----	294	(D)	(D)	(D)	GG

**Table 1a. Summary Statistics for Firms Subject to Federal Income Tax for the State: 1992—Con.**

[Includes only establishments with payroll. For meaning of abbreviations and symbols, see introductory text. For explanation of terms and comparability of 1987 and 1992 censuses, see appendix A]

SIC code	Kind of business or operation	Establishments (number)	Receipts (\$1,000)	Annual payroll (\$1,000)	First-quarter payroll (\$1,000)	Paid employees for pay period including March 12 (number)
<b>80</b>	<b>Health services</b> .....	<b>4 645</b>	<b>3 133 041</b>	<b>1 394 632</b>	<b>294 912</b>	<b>50 043</b>
801	Offices and clinics of doctors of medicine .....	2 219	1 491 246	789 464	156 568	16 150
8011 pt.	Offices of doctors of medicine .....	2 154	1 433 616	764 833	151 276	15 422
8011 pt.	General medical clinics .....	65	57 630	24 631	5 292	728
802	Offices and clinics of dentists .....	1 153	364 380	139 919	30 213	6 111
8021 pt.	Offices of dentists .....	1 150	(D)	(D)	(D)	II
8021 pt.	Dental clinics .....	3	(D)	(D)	(D)	AA
803	Offices and clinics of doctors of osteopathy .....	21	6 489	2 221	428	70
8031 pt.	Offices of osteopathic physicians .....	21	6 489	2 221	428	70
8031 pt.	Osteopathic clinics .....	-	-	-	-	-
804	Offices and clinics of other health practitioners .....	726	171 602	57 803	12 250	2 558
8041	Offices and clinics of chiropractors .....	319	60 285	17 420	3 521	848
8042	Offices and clinics of optometrists .....	198	58 093	16 886	3 616	810
8043	Offices and clinics of podiatrists .....	40	9 906	3 960	750	129
8049	Offices and clinics of health practitioners, n.e.c. ....	169	43 318	19 537	4 363	771
805	Nursing and personal care facilities .....	164	339 459	158 848	38 090	13 308
8051	Skilled nursing care facilities .....	140	320 384	150 555	36 098	12 609
8052	Intermediate care facilities .....	9	7 789	3 380	731	262
8059	Nursing and personal care facilities, n.e.c. ....	15	11 286	4 913	1 261	437
806	Hospitals .....	21	518 511	160 290	38 558	7 275
8062	General medical and surgical hospitals .....	12	449 969	135 337	32 387	6 326
8063, 9	Specialty hospitals .....	9	68 542	24 953	6 171	949
8063	Psychiatric hospitals .....	6	(D)	(D)	(D)	FF
8069	Specialty hospitals, except psychiatric .....	3	(D)	(D)	(D)	EE
807, 8, 9	Other health services .....	341	241 354	86 087	18 805	4 571
807	Medical and dental laboratories .....	113	62 845	20 156	4 455	845
8071	Medical laboratories .....	45	49 563	14 178	3 134	551
8072	Dental laboratories .....	68	13 282	5 978	1 321	294
808	Home health care services .....	72	60 143	29 410	6 287	2 098
809	Miscellaneous health and allied services, n.e.c. ....	156	118 366	36 521	8 063	1 628
8092	Kidney dialysis centers .....	29	42 330	10 737	2 563	484
8093	Specialty outpatient facilities, n.e.c. ....	74	50 612	20 140	4 284	868
8099	Health and allied services, n.e.c. ....	53	25 424	5 644	1 216	276
<b>81</b>	<b>Legal services</b> .....	<b>1 759</b>	<b>768 829</b>	<b>313 814</b>	<b>62 384</b>	<b>9 241</b>
<b>823, 4, 9</b>	<b>Selected educational services</b> .....	<b>116</b>	<b>28 878</b>	<b>12 026</b>	<b>3 223</b>	<b>704</b>
823	Libraries .....	2	(D)	(D)	(D)	AA
824	Vocational schools .....	26	12 539	5 995	1 688	226
8243	Data processing schools .....	8	2 309	933	224	31
8244	Business and secretarial schools .....	2	(D)	(D)	(D)	BB
8249	Vocational schools, n.e.c. ....	16	(D)	(D)	(D)	CC
829	Schools and educational services, n.e.c. ....	88	(D)	(D)	(D)	EE
<b>83</b>	<b>Social services</b> .....	<b>1 052</b>	<b>168 811</b>	<b>72 796</b>	<b>16 645</b>	<b>8 168</b>
835	Child day care services .....	773	93 895	42 482	9 911	5 513
832, 3, 6, 9	Other social services .....	279	74 916	30 314	6 734	2 655
832	Individual and family social services .....	71	11 149	4 061	868	314
833	Job training and vocational rehabilitation services .....	15	7 402	3 484	831	219
836	Residential care .....	178	52 875	21 546	4 796	2 048
839	Social services, n.e.c. ....	15	3 490	1 223	239	74
<b>87 ex. 8733</b>	<b>Engineering, accounting, research, management, and related services (except noncommercial research organizations)</b> .....	<b>2 309</b>	<b>1 707 254</b>	<b>772 074</b>	<b>181 200</b>	<b>24 373</b>
871	Engineering, architectural, and surveying services .....	805	1 056 126	501 214	117 953	13 174
8711	Engineering services .....	409	911 454	443 115	104 535	10 980
8712	Architectural services .....	183	107 983	39 753	9 298	1 179
8713	Surveying services .....	213	36 689	18 346	4 120	1 015
872	Accounting, auditing, and bookkeeping services .....	818	223 937	85 985	20 954	3 935
873 ex. 8733	Research, development, and testing services (except noncommercial research organizations) .....	94	74 464	30 898	7 131	1 169
8731	Commercial physical and biological research .....	18	4 793	1 829	313	45
8731 pt.	Commercial physical research .....	12	3 183	1 271	175	30
8731 pt.	Commercial medical and biological research .....	6	1 610	558	138	15
8732	Commercial economic, sociological, and educational research .....	28	8 165	2 912	602	244
8734	Testing laboratories .....	48	61 506	26 157	6 216	880
874	Management and public relations services .....	592	352 727	153 977	35 162	6 095
8741	Management services .....	184	113 493	46 230	10 815	1 700
8742	Management consulting services .....	293	107 815	40 364	8 431	1 512
8743	Public relations services .....	23	4 911	1 761	435	70
8744	Facilities support management services .....	11	(D)	(D)	(D)	HH
8748	Business consulting services, n.e.c. ....	81	(D)	(D)	(D)	CC
<b>89</b>	<b>Services, n.e.c.</b> .....	<b>122</b>	<b>37 414</b>	<b>14 295</b>	<b>3 465</b>	<b>615</b>
8999 pt.	Scientific and related consulting services, except environmental .....	29	7 383	3 683	973	120
8999 pt.	Other services .....	93	30 031	10 612	2 492	495
8999 pt.	Environmental consulting .....	39	21 843	7 765	1 824	289
8999 pt.	Authors, composers, and other arts-related services .....	19	2 817	1 189	244	46
8999 pt.	Other services, n.e.c. ....	35	5 371	1 658	424	160

**Table 1b. Summary Statistics for Firms Exempt From Federal Income Tax for the State: 1992**

[Includes only establishments with payroll. For meaning of abbreviations and symbols, see introductory text. For explanation of terms and comparability of 1987 and 1992 censuses, see appendix A]

SIC code	Kind of business or operation	Establishments (number)	Revenue (\$1,000)	Annual payroll (\$1,000)	First-quarter payroll (\$1,000)	Paid employees for pay period including March 12 (number)
	<b>Total</b> .....	<b>2 078</b>	<b>4 200 438</b>	<b>1 694 327</b>	<b>407 169</b>	<b>75 916</b>
<b>7032, 704</b>	<b>Camps and membership lodging</b> .....	<b>7</b>	<b>(D)</b>	<b>(D)</b>	<b>(D)</b>	<b>BB</b>
7032	Sporting and recreational camps .....	4	(D)	(D)	(D)	AA
704	Organization hotels and lodging houses, on membership basis .....	3	(D)	(D)	(D)	BB
<b>792, 7991 pt., 7997, 7999 pt., 84</b>	<b>Selected amusement, recreation, and related services</b> .....	<b>163</b>	<b>89 164</b>	<b>33 152</b>	<b>7 386</b>	<b>2 574</b>
792	Theatrical producers (except motion picture), bands, orchestras, and entertainers .....	31	12 211	4 041	924	292
7922	Theatrical producers (except motion picture) and miscellaneous theatrical services .....	19	7 366	2 339	440	128
7922 pt.	Producers of live theatrical productions .....	17	(D)	(D)	(D)	CC
7922 pt.	Producers of radio and television shows, except tape .....	—	—	—	—	—
7922 pt.	Artists' and entertainers' managers or agents, concert bureaus, booking agents .....	—	—	—	—	—
7922 pt.	Other theatrical services .....	2	(D)	(D)	(D)	AA
7929	Bands, orchestras, actors, and other entertainers and entertainment groups .....	12	4 845	1 702	484	164
7929 pt.	Dance groups and artists .....	4	(D)	(D)	(D)	BB
7929 pt.	Symphony orchestras, opera companies, and chamber music organizations .....	5	3 374	1 192	374	128
7929 pt.	Other music groups and artists .....	2	(D)	(D)	(D)	AA
7929 pt.	Other entertainers and entertainment groups .....	1	(D)	(D)	(D)	AA
7991 pt., 7997	Gymnasiums, athletic clubs, and membership sports and recreation clubs .....	95	60 969	23 526	5 213	1 892
7991 pt.	Gymnasiums and athletic clubs .....	—	—	—	—	—
7997	Membership sports and recreation clubs .....	95	60 969	23 526	5 213	1 892
7999 pt.	Fairs .....	10	6 362	1 371	184	69
84	Museums, art galleries, and botanical and zoological gardens .....	27	9 622	4 214	1 065	321
841	Museums and art galleries .....	21	(D)	(D)	(D)	EE
842	Arboreta and botanical or zoological gardens .....	6	(D)	(D)	(D)	BB
<b>8011 pt.; 8021 pt.; 805, 6, 8, 9</b>	<b>Selected health services</b> .....	<b>225</b>	<b>3 479 529</b>	<b>1 441 624</b>	<b>347 878</b>	<b>56 438</b>
8011 pt., 8021 pt.	Clinics of doctors of medicine and dentists .....	42	40 777	19 217	4 455	782
8011 pt.	General medical clinics .....	39	(D)	(D)	(D)	FF
8021 pt.	Dental clinics .....	3	(D)	(D)	(D)	AA
805	Nursing and personal care facilities .....	62	66 449	32 520	7 715	2 256
8051	Skilled nursing care facilities .....	14	37 095	19 260	4 356	1 308
8052	Intermediate care facilities .....	44	(D)	(D)	(D)	FF
8059	Nursing and personal care facilities, n.e.c. ....	4	(D)	(D)	(D)	CC
806	Hospitals .....	72	3 315 243	1 363 573	328 969	52 072
8062	General medical and surgical hospitals .....	62	3 194 874	1 296 697	312 313	49 207
8062 pt.	General medical and surgical hospitals, nongovernment .....	26	1 700 902	642 439	155 780	25 571
8062 pt.	General medical and surgical hospitals, government .....	36	1 493 972	654 258	156 533	23 636
8063, 9	Specialty hospitals .....	10	120 369	66 876	16 656	2 865
8063	Psychiatric hospitals .....	4	91 069	50 925	12 743	2 110
8063 pt.	Psychiatric hospitals, nongovernment .....	1	(D)	(D)	(D)	CC
8063 pt.	Psychiatric hospitals, government .....	3	(D)	(D)	(D)	GG
8069	Specialty hospitals, except psychiatric .....	6	29 300	15 951	3 913	755
8069 pt.	Specialty hospitals, except psychiatric; nongovernment .....	5	(D)	(D)	(D)	FF
8069 pt.	Specialty hospitals, except psychiatric; government .....	1	(D)	(D)	(D)	BB
808, 9	Other health services .....	49	57 060	26 314	6 739	1 328
808	Home health care services .....	9	16 393	8 662	2 086	416
809	Miscellaneous health and allied services, n.e.c. ....	40	40 667	17 652	4 653	912
8092	Kidney dialysis centers .....	7	(D)	(D)	(D)	CC
8093	Specialty outpatient facilities, n.e.c. ....	19	11 966	7 211	1 769	300
8099	Health and allied services, n.e.c. ....	14	(D)	(D)	(D)	EE
<b>8111 pt.</b>	<b>Legal aid societies and similar legal services</b> .....	<b>32</b>	<b>8 604</b>	<b>5 075</b>	<b>1 235</b>	<b>200</b>
<b>823, 4, 9</b>	<b>Selected educational services</b> .....	<b>29</b>	<b>8 964</b>	<b>2 442</b>	<b>591</b>	<b>182</b>
823	Libraries .....	4	(D)	(D)	(D)	AA
824	Vocational schools .....	3	(D)	(D)	(D)	AA
8243	Data processing schools .....	—	—	—	—	—
8244	Business and secretarial schools .....	—	—	—	—	—
8249	Vocational schools, n.e.c. ....	3	(D)	(D)	(D)	AA
829	Schools and educational services, n.e.c. ....	22	(D)	(D)	(D)	CC
<b>83</b>	<b>Social services</b> .....	<b>792</b>	<b>333 171</b>	<b>131 750</b>	<b>31 233</b>	<b>11 099</b>
835	Child day care services .....	172	26 833	14 723	3 664	1 626
832, 3, 6, 9	Other social services .....	620	306 338	117 027	27 569	9 473
832	Individual and family social services .....	286	94 141	41 800	9 923	3 762
833	Job training and vocational rehabilitation services .....	58	25 769	13 908	3 059	1 438
836	Residential care .....	108	78 725	35 440	8 368	2 686
839	Social services, n.e.c. ....	168	107 703	25 879	6 219	1 587
<b>861, 2, 4, 9</b>	<b>Selected membership organizations</b> .....	<b>804</b>	<b>239 862</b>	<b>74 906</b>	<b>17 492</b>	<b>5 197</b>
861	Business associations .....	163	53 227	18 286	4 460	751
864	Civic, social, and fraternal associations .....	454	116 526	36 044	8 190	3 328
862, 9	Other membership organizations .....	187	70 109	20 576	4 842	1 118
862	Professional membership organizations .....	80	30 567	10 269	2 558	449
869	Membership organizations, n.e.c. ....	107	39 542	10 307	2 284	669

**Table 1b. Summary Statistics for Firms Exempt From Federal Income Tax for the State: 1992—Con.**

[Includes only establishments with payroll. For meaning of abbreviations and symbols, see introductory text. For explanation of terms and comparability of 1987 and 1992 censuses, see appendix A]

SIC code	Kind of business or operation	Establishments (number)	Revenue (\$1,000)	Annual payroll (\$1,000)	First-quarter payroll (\$1,000)	Paid employees for pay period including March 12 (number)
<b>873, 4 ex. 8744</b>	<b>Research, testing, and consulting services, except facilities support management services</b> -----	<b>26</b>	<b>(D)</b>	<b>(D)</b>	<b>(D)</b>	<b>CC</b>
873	Research, development, and testing services -----	20	(D)	(D)	(D)	CC
8731	Commercial physical and biological research -----	1	(D)	(D)	(D)	AA
8732	Commercial economic, sociological, and educational research -----	3	(D)	(D)	(D)	AA
8733	Noncommercial research organizations -----	13	(D)	(D)	(D)	BB
8734	Testing laboratories -----	3	(D)	(D)	(D)	AA
874 ex. 8744	Management and public relations services, except facilities support management services -----	6	(D)	(D)	(D)	BB
8741	Management services -----	1	(D)	(D)	(D)	AA
8742	Management consulting services -----	1	(D)	(D)	(D)	AA
8743	Public relations services -----	—	—	—	—	—
8748	Business consulting services, n.e.c. -----	4	(D)	(D)	(D)	AA

**Table 2a. Selected Ratios for Firms Subject to Federal Income Tax for the State: 1992**

[Includes only establishments with payroll. For meaning of abbreviations and symbols, see introductory text. For explanation of terms and comparability of 1987 and 1992 censuses, see appendix A]

SIC code	Kind of business or operation	Receipts		Annual payroll per employee <sup>1</sup> (dollars)	Employees per establishment <sup>1</sup> (number)
		Per establishment (dollars)	Per employee <sup>1</sup> (dollars)		
	<b>Total</b> -----	<b>508 253</b>	<b>46 919</b>	<b>18 666</b>	<b>11</b>
<b>70 ex. 704</b>	<b>Hotels, rooming houses, camps, and other lodging places (except membership lodging)</b> -----	<b>962 618</b>	<b>43 169</b>	<b>10 555</b>	<b>22</b>
7011	Hotels and motels -----	981 201	41 828	10 448	23
7011 pt.	Hotels -----	2 779 732	44 209	11 740	63
7011 pt.	Hotels, 25 guestrooms or more -----	4 242 035	44 276	11 806	96
7011 pt.	Hotels, less than 25 guestrooms -----	152 156	41 089	8 662	4
7011 pt.	Motels, motor hotels, and tourist courts -----	529 042	39 050	8 941	14
7011 pt.	Motels, tourist courts -----	470 367	40 904	9 126	11
7011 pt.	Motor hotels -----	961 859	33 562	8 394	29
702, 3	Other lodging places -----	699 810	118 516	16 524	6
702	Rooming and boarding houses -----	102 667	35 000	7 886	3
703	Camps and recreational vehicle parks -----	886 417	129 720	17 683	7
<b>72</b>	<b>Personal services</b> -----	<b>194 825</b>	<b>30 634</b>	<b>10 565</b>	<b>6</b>
721	Laundry, cleaning, and garment services -----	247 376	29 241	10 935	8
7211	Power laundries, family and commercial* -----	232 583	20 674	9 244	11
7213	Linen supply* -----	2 295 357	40 884	15 977	56
7215	Coin-operated laundries and drycleaning -----	103 692	35 836	7 624	3
7216	Drycleaning plants, except rug cleaning* -----	230 965	22 473	9 782	10
7217	Carpet and upholstery cleaning -----	148 558	33 207	11 193	4
7218	Industrial laundriers* -----	1 572 391	43 783	13 711	36
7212, 9	Other laundry, cleaning, and garment services* -----	101 418	28 854	10 357	4
7212	Garment pressing, and agents for laundries and drycleaners -----	114 741	33 492	9 746	3
7219	Laundry and garment services, n.e.c.* -----	92 425	25 853	10 752	4
722	Photographic studios, portrait -----	220 390	46 980	10 914	5
723, 4	Beauty and barber shops -----	102 555	26 575	11 390	4
723	Beauty shops -----	101 499	26 101	11 005	4
724	Barber shops -----	117 100	33 942	17 367	3
725	Shoe repair shops and shoeshine parlors -----	90 927	38 041	10 765	2
726	Funeral service and crematories -----	441 302	65 067	17 570	7
729	Miscellaneous personal services -----	134 897	15 354	4 775	9
7291	Tax return preparation services -----	120 022	9 715	3 467	12
7299	Miscellaneous personal services, n.e.c. -----	151 141	30 911	8 384	5
<b>73</b>	<b>Business services</b> -----	<b>617 474</b>	<b>27 223</b>	<b>13 121</b>	<b>23</b>
731	Advertising -----	559 136	77 865	24 825	7
7311	Advertising agencies -----	456 691	81 528	33 730	6
7312	Outdoor advertising services -----	1 148 655	121 131	23 138	9
7313	Radio, television, publishers' advertising representatives -----	181 800	53 471	14 618	3
7319	Advertising, n.e.c. -----	511 000	28 077	5 319	18
732	Consumer credit reporting agencies, mercantile reporting agencies, and adjustment and collection agencies -----	581 224	64 580	16 670	9
7322	Adjustment and collection services -----	470 196	49 494	16 840	10
7323	Credit reporting services -----	824 429	104 295	16 223	8
733	Mailing, reproduction, commercial art and photography, and stenographic services -----	191 099	54 563	16 280	4
7331	Direct mail advertising services -----	244 071	58 410	16 538	4
7334	Photocopying and duplicating services -----	382 966	51 180	13 857	7
7335, 6	Commercial photography, art, and graphics -----	168 470	62 147	18 271	3
7335	Commercial photography -----	125 444	67 740	15 020	2
7336	Commercial art and graphic design -----	189 214	60 549	19 200	3
7338	Secretarial and court reporting services -----	120 288	46 957	16 535	3
734	Services to dwellings and other buildings -----	371 749	18 704	10 243	20
7342	Disinfecting and pest control services -----	303 217	44 276	17 095	7
7349	Building cleaning and maintenance services, n.e.c. -----	396 089	16 165	9 563	25

See footnotes at end of table.

Table 2a. **Selected Ratios for Firms Subject to Federal Income Tax for the State: 1992** — Con.

[Includes only establishments with payroll. For meaning of abbreviations and symbols, see introductory text. For explanation of terms and comparability of 1987 and 1992 censuses, see appendix A]

SIC code	Kind of business or operation	Receipts		Annual payroll per employee <sup>1</sup> (dollars)	Employees per establishment <sup>1</sup> (number)
		Per establishment (dollars)	Per employee <sup>1</sup> (dollars)		
<b>73</b>	<b>Business services—Con.</b>				
735	Miscellaneous equipment rental and leasing -----	592 804	98 538	21 386	6
7352	Medical equipment rental and leasing -----	668 387	92 089	21 924	7
7353	Heavy construction equipment rental and leasing -----	1 512 083	144 390	25 271	10
7359	Equipment rental and leasing, n.e.c. -----	448 163	86 118	20 143	5
736	Personnel supply services -----	1 049 727	11 494	8 435	91
7361	Employment agencies -----	225 857	22 143	11 328	10
7363	Help supply services -----	1 593 792	10 999	8 301	145
7363 pt.	Temporary help supply -----	1 625 578	10 245	7 569	159
7363 pt.	Help supply, except temporary -----	1 415 000	20 992	17 993	67
737	Computer programming, data processing, and other computer related services -----	1 390 385	89 130	37 154	16
7371, 2, 3	Computer programming, prepackaged software, and integrated systems -----	833 031	90 956	35 886	9
7371	Computer programming services -----	579 426	76 240	37 576	8
7372	Prepackaged software -----	563 267	90 364	33 487	6
7373	Computer integrated systems -----	1 961 643	115 391	33 725	17
7374, 5, 6	Data processing services -----	4 202 316	79 791	38 218	53
7374, 5	Computer processing, information retrieval -----	(D)	(D)	(D)	(D)
7376	Computer facilities management services -----	(D)	(D)	(D)	(D)
7377, 8, 9	Computer rental and leasing, maintenance, and related services, n.e.c. -----	1 062 612	114 486	36 574	9
7377	Computer rental and leasing -----	(D)	(D)	(D)	(D)
7378	Computer maintenance and repair -----	1 594 818	130 431	40 481	12
7379	Computer related services, n.e.c. -----	(D)	(D)	(D)	(D)
738	Miscellaneous business services -----	477 562	31 197	15 088	15
7381, 2	Detective agencies and protective services -----	1 094 101	24 407	15 510	45
7381	Detective, guard, and armored car services -----	1 181 829	22 600	15 196	52
7382	Security systems services -----	701 632	61 433	21 933	11
7383	News syndicates -----	(D)	(D)	(D)	(D)
7384	Photofinishing laboratories* -----	228 376	45 144	12 321	5
7389	Business services, n.e.c. -----	(D)	(D)	(D)	(D)
7389 pt.	Sign painting shops -----	176 537	47 934	13 775	4
7389 pt.	Interior designing -----	242 473	89 269	12 751	3
7389 pt.	Telephone answering services -----	140 448	21 665	10 840	6
7389 pt.	Other business services -----	(D)	(D)	(D)	(D)
<b>75</b>	<b>Automotive repair, services, and parking -----</b>	<b>307 678</b>	<b>68 544</b>	<b>15 380</b>	<b>4</b>
751	Automotive rental and leasing, without drivers -----	1 275 361	121 317	16 936	11
7513	Truck rental and leasing, without drivers -----	1 562 844	148 401	20 429	11
7514, 5	Passenger car rental and leasing -----	1 139 102	102 917	14 452	11
7514	Passenger car rental -----	1 205 788	100 169	14 341	12
7515	Passenger car leasing -----	472 250	343 455	24 182	1
7519	Utility trailer and recreational vehicle rental -----	207 333	95 692	21 923	2
752	Automobile parking -----	230 563	39 245	5 479	6
753	Automotive repair shops -----	232 235	66 255	16 838	4
7532	Top, body, and upholstery repair shops and paint shops -----	246 974	63 965	16 755	4
7532 pt.	Top and body repair shops -----	251 107	63 897	16 741	4
7532 pt.	Paint shops -----	202 750	64 880	16 952	3
7538	General automotive repair shops -----	209 756	65 183	16 344	3
7538 pt.	General automotive repair shops, except diesel -----	200 168	65 069	15 958	3
7538 pt.	Diesel repair shops -----	294 989	65 878	18 702	4
7533, 4, 6, 7, 9	Other automotive repair shops -----	266 192	71 255	17 922	4
7533	Automotive exhaust system repair shops -----	239 883	76 968	18 374	3
7534	Tire retreading and repair shops -----	421 600	85 172	17 247	5
7536	Automotive glass replacement shops -----	335 328	87 790	19 979	4
7537	Automotive transmission repair shops -----	232 038	63 139	18 054	4
7539	Automotive repair shops, n.e.c. -----	223 966	61 274	17 038	4
7539 pt.	Radiator repair -----	141 577	54 940	14 791	3
7539 pt.	Brake, front end, and wheel alignment -----	262 759	65 995	18 153	4
7539 pt.	Automotive electrical and fuel system services -----	240 170	60 042	16 698	4
7539 pt.	Other automotive repair shops, n.e.c. -----	156 333	52 111	16 556	3
754	Automotive services, except repair -----	230 127	31 304	9 829	7
7542	Carwashes -----	223 615	22 658	8 112	10
7549	Automotive services, except repair and carwashes -----	236 690	49 167	13 375	5
<b>76</b>	<b>Miscellaneous repair services -----</b>	<b>318 355</b>	<b>62 786</b>	<b>19 110</b>	<b>5</b>
762	Electrical repair shops -----	317 855	57 867	18 219	5
7622	Radio and television repair shops -----	214 134	47 749	14 214	4
7623, 9	Other electrical and electronic repair shops -----	357 465	60 814	19 386	6
7623	Refrigeration and air-conditioning service and repair shops -----	375 814	75 338	20 026	5
7629	Electrical and electronic repair shops, n.e.c. -----	348 071	54 959	19 128	6
763	Watch, clock, and jewelry repair -----	112 600	42 225	12 050	3
764	Reupholstery and furniture repair -----	114 973	38 676	11 951	3
769	Miscellaneous repair and related services -----	359 901	68 389	20 446	5
7692	Welding repair -----	241 943	61 006	17 699	4
7694	Armature rewinding shops -----	938 132	82 183	24 874	11
7699	Repair shops and related services, n.e.c. -----	317 326	65 873	19 696	5
<b>78, 79, 84</b>	<b>Amusement and recreation services, including motion pictures and museums -----</b>	<b>423 915</b>	<b>47 283</b>	<b>11 264</b>	<b>9</b>
781, 2	Motion picture production, distribution, and services -----	356 750	82 858	25 923	4
783	Motion picture theaters -----	696 612	34 069	4 871	20
7832	Motion picture theaters, except drive-in -----	737 600	34 030	4 863	22
7833	Drive-in motion picture theaters -----	40 800	51 000	8 250	1
784	Video tape rental -----	219 300	39 200	8 069	6

See footnotes at end of table.



Table 2a. **Selected Ratios for Firms Subject to Federal Income Tax for the State: 1992** — Con.

[Includes only establishments with payroll. For meaning of abbreviations and symbols, see introductory text. For explanation of terms and comparability of 1987 and 1992 censuses, see appendix A]

SIC code	Kind of business or operation	Receipts		Annual payroll per employee <sup>1</sup> (dollars)	Employees per establishment <sup>1</sup> (number)
		Per establishment (dollars)	Per employee <sup>1</sup> (dollars)		
<b>78, 79, 84</b>	<b>Amusement and recreation services, including motion pictures and museums—Con.</b>				
792	Theatrical producers (except motion picture), bands, orchestras, and entertainers -----	521 625	74 518	20 411	7
7922	Theatrical producers (except motion picture) and miscellaneous theatrical services -----	(D)	(D)	(D)	(D)
7929	Bands, orchestras, actors, and other entertainers and entertainment groups -----	(D)	(D)	(D)	(D)
793	Bowling centers -----	494 740	30 094	8 521	16
79 ex. 792, 3, 84	Commercial sports and other amusement and recreation services, including museums -----	468 344	51 618	12 877	9
794	Commercial sports -----	511 381	74 318	15 668	7
7941	Professional sports clubs, managers, promoters -----	387 750	48 093	16 558	8
7948	Racing, including track operation -----	587 462	95 463	14 950	6
79 ex. 792, 3, 4, 84	Other amusement and recreation services, including museums -----	466 502	50 888	12 788	9
791	Dance studios, schools, and halls -----	74 793	19 604	5 043	4
7991	Physical fitness facilities -----	331 536	28 160	8 754	12
7992	Public golf courses -----	797 439	54 270	13 942	15
7993	Coin-operated amusement devices -----	599 110	102 841	20 166	6
7996	Amusement parks -----	2 822 500	73 952	15 987	38
7997	Membership sports and recreation clubs -----	797 216	44 890	13 306	18
7999, 84	Amusement and recreation services, including museums, n.e.c. -----	257 960	46 782	10 762	6
7999 pt.	Concession operators of amusement devices and rides -----	(D)	(D)	(D)	(D)
7999 pt.	Carnivals, circuses, and fairs -----	(D)	(D)	(D)	(D)
7999 pt., 84	Other recreation and amusements, including museums -----	256 821	46 176	10 723	6
<b>80</b>	<b>Health services -----</b>	<b>674 498</b>	<b>62 607</b>	<b>27 869</b>	<b>11</b>
801	Offices and clinics of doctors of medicine -----	672 035	92 337	48 883	7
8011 pt.	Offices of doctors of medicine -----	665 560	92 959	49 594	7
8011 pt.	General medical clinics -----	886 615	79 162	33 834	11
802	Offices and clinics of dentists -----	316 028	59 627	22 896	5
803	Offices and clinics of doctors of osteopathy -----	309 000	92 700	31 729	3
804	Offices and clinics of other health practitioners -----	236 366	67 084	22 597	4
8041	Offices and clinics of chiropractors -----	188 981	71 091	20 542	3
8042	Offices and clinics of optometrists -----	293 399	71 720	20 847	4
8043	Offices and clinics of podiatrists -----	247 650	76 791	30 698	3
8049	Offices and clinics of health practitioners, n.e.c. -----	256 320	56 184	25 340	5
805	Nursing and personal care facilities -----	2 069 872	25 508	11 936	81
8051	Skilled nursing care facilities -----	2 288 457	25 409	11 940	90
8052	Intermediate care facilities -----	865 444	29 729	12 901	29
8059	Nursing and personal care facilities, n.e.c. -----	752 400	25 826	11 243	29
806	Hospitals -----	24 691 000	71 273	22 033	346
8062	General medical and surgical hospitals -----	37 497 417	71 130	21 394	527
8063, 9	Specialty hospitals -----	7 615 778	72 226	26 294	105
807, 8, 9	Other health services -----	707 783	52 801	18 833	13
807	Medical and dental laboratories -----	556 150	74 373	23 853	7
8071	Medical laboratories -----	1 101 400	89 951	25 731	12
8072	Dental laboratories -----	195 324	45 177	20 333	4
808	Home health care services -----	835 319	28 667	14 018	29
809	Miscellaneous health and allied services, n.e.c. -----	758 756	72 706	22 433	10
8092	Kidney dialysis centers -----	1 459 655	87 459	22 184	17
8093	Specialty outpatient facilities, n.e.c. -----	683 946	58 309	23 203	12
8099	Health and allied services, n.e.c. -----	479 698	92 116	20 449	5
<b>81</b>	<b>Legal services -----</b>	<b>437 083</b>	<b>83 198</b>	<b>33 959</b>	<b>5</b>
<b>823, 4, 9</b>	<b>Selected educational services -----</b>	<b>248 948</b>	<b>41 020</b>	<b>17 082</b>	<b>6</b>
823	Libraries -----	(D)	(D)	(D)	(D)
824	Vocational schools -----	482 269	55 482	26 527	9
829	Schools and educational services, n.e.c. -----	(D)	(D)	(D)	(D)
<b>83</b>	<b>Social services -----</b>	<b>160 467</b>	<b>20 667</b>	<b>8 912</b>	<b>8</b>
835	Child day care services -----	121 468	17 032	7 706	7
832, 3, 6, 9	Other social services -----	268 516	28 217	11 418	10
<b>87 ex. 8733</b>	<b>Engineering, accounting, research, management, and related services (except noncommercial research organizations) -----</b>	<b>739 391</b>	<b>70 047</b>	<b>31 677</b>	<b>11</b>
871	Engineering, architectural, and surveying services -----	1 311 958	80 167	38 046	16
8711	Engineering services -----	2 228 494	83 010	40 357	27
8712	Architectural services -----	590 071	91 589	33 718	6
8713	Surveying services -----	172 249	36 147	18 075	5
872	Accounting, auditing, and bookkeeping services -----	273 762	56 909	21 851	5
873 ex. 8733	Research, development, and testing services (except noncommercial research organizations) -----	792 170	63 699	26 431	12
8731	Commercial physical and biological research -----	266 278	106 511	40 644	3
8732	Commercial economic, sociological, and educational research -----	291 607	33 463	11 934	9
8734	Testing laboratories -----	1 281 375	69 893	29 724	18
874	Management and public relations services -----	595 823	57 872	25 263	10
8741	Management services -----	616 810	66 761	27 194	9
8742	Management consulting services -----	367 969	71 306	26 696	5
8743	Public relations services -----	213 522	70 157	25 157	3
8744	Facilities support management services -----	(D)	(D)	(D)	(D)
8748	Business consulting services, n.e.c. -----	(D)	(D)	(D)	(D)
<b>89</b>	<b>Services, n.e.c. -----</b>	<b>306 672</b>	<b>60 836</b>	<b>23 244</b>	<b>5</b>

<sup>1</sup>Based on number of employees for pay period including March 12.

**Table 2b. Selected Ratios for Firms Exempt From Federal Income Tax for the State: 1992**

[Includes only establishments with payroll. For meaning of abbreviations and symbols, see introductory text. For explanation of terms and comparability of 1987 and 1992 censuses, see appendix A]

SIC code	Kind of business or operation	Revenue		Expenses		Annual payroll per employee <sup>1</sup> (dollars)	Employees per establishment <sup>1</sup> (number)
		Per establishment (dollars)	Per employee <sup>1</sup> (dollars)	Per establishment (dollars)	Per employee <sup>1</sup> (dollars)		
	<b>Total</b> .....	<b>2 021 385</b>	<b>55 330</b>	<b>1 900 317</b>	<b>52 016</b>	<b>22 318</b>	<b>37</b>
<b>7032, 704</b>	<b>Camps and membership lodging</b> .....	<b>(D)</b>	<b>(D)</b>	<b>(D)</b>	<b>(D)</b>	<b>(D)</b>	<b>(D)</b>
<b>792, 7991 pt., 7997, 7999 pt., 84</b>	<b>Selected amusement, recreation, and related services</b> .....	<b>547 018</b>	<b>34 640</b>	<b>527 080</b>	<b>33 378</b>	<b>12 880</b>	<b>16</b>
<b>8011 pt.; 8021 pt.; 805, 6, 8, 9</b>	<b>Selected health services</b> .....	<b>15 464 573</b>	<b>61 652</b>	<b>14 596 991</b>	<b>58 193</b>	<b>25 543</b>	<b>251</b>
8011 pt., 8021 pt., 805	Clinics of doctors of medicine and dentists .....	970 881	52 145	1 024 500	55 024	24 574	19
	Nursing and personal care facilities .....	1 071 758	29 454	1 079 065	29 655	14 415	36
806	Hospitals .....	46 045 042	63 667	43 348 556	59 938	26 186	723
8062	General medical and surgical hospitals .....	51 530 226	64 927	48 375 339	60 952	26 352	794
8063, 9	Specialty hospitals .....	12 036 900	42 014	12 182 500	42 522	23 342	287
808, 9	Other health services .....	1 164 490	42 967	1 087 673	40 133	19 815	27
<b>8111 pt.</b>	<b>Legal aid societies and similar legal services</b> .....	<b>268 875</b>	<b>43 020</b>	<b>264 219</b>	<b>42 275</b>	<b>25 375</b>	<b>6</b>
<b>823, 4, 9</b>	<b>Selected educational services</b> .....	<b>309 103</b>	<b>49 253</b>	<b>339 379</b>	<b>54 077</b>	<b>13 418</b>	<b>6</b>
<b>83</b>	<b>Social services</b> .....	<b>420 670</b>	<b>30 018</b>	<b>373 621</b>	<b>26 661</b>	<b>11 870</b>	<b>14</b>
835	Child day care services .....	156 006	16 502	153 733	16 262	9 055	9
832, 3, 6, 9	Other social services .....	494 094	32 338	434 623	28 446	12 354	15
832	Individual and family social services .....	329 164	25 024	318 339	24 201	11 111	13
833	Job training and vocational rehabilitation services .....	444 293	17 920	409 569	16 519	9 672	25
836	Residential care .....	728 935	29 309	697 028	28 026	13 194	25
839	Social services, n.e.c. ....	641 089	67 866	472 542	50 023	16 307	9
<b>861, 2, 4, 9</b>	<b>Selected membership organizations</b> .....	<b>298 336</b>	<b>46 154</b>	<b>284 049</b>	<b>43 944</b>	<b>14 413</b>	<b>6</b>
861	Business associations .....	326 546	70 875	316 687	68 735	24 349	5
864	Civic, social, and fraternal associations .....	256 665	35 014	243 980	33 283	10 831	7
862, 9	Other membership organizations .....	374 914	62 709	352 877	59 023	18 404	6
<b>873, 4 ex. 8744</b>	<b>Research, testing, and consulting services, except facilities support management services</b> .....	<b>(D)</b>	<b>(D)</b>	<b>(D)</b>	<b>(D)</b>	<b>(D)</b>	<b>(D)</b>
873	Research, development, and testing services .....	(D)	(D)	(D)	(D)	(D)	(D)
874 ex. 8744	Management and public relations services, except facilities support management services .....	(D)	(D)	(D)	(D)	(D)	(D)

<sup>1</sup>Based on number of employees for pay period including March 12.

**Table 3a. Comparative Statistics for Firms Subject to Federal Income Tax for the State: 1992 and 1987**

[Includes only establishments with payroll. For meaning of abbreviations and symbols, see introductory text. For explanation of terms and comparability of 1987 and 1992 censuses, see appendix A]

SIC code	Kind of business or operation	Establishments		Receipts			Annual payroll			Paid employees for pay period including March 12	
		1992 (number)	1987 (number)	1992 (\$1,000)	1987 (\$1,000)	Percent change 1987 to 1992	1992 (\$1,000)	1987 (\$1,000)	Percent change 1987 to 1992	1992 (number)	1987 (number)
	<b>Total</b> .....	<b>21 506</b>	<b>18 810</b>	<b>10 930 491</b>	<b>6 354 990</b>	<b>72.0</b>	<b>4 348 541</b>	<b>2 396 984</b>	<b>81.4</b>	<b>232 965</b>	<b>169 535</b>
<b>70 ex. 704</b>	<b>Hotels, rooming houses, camps, and other lodging places (except membership lodging)</b> .....	<b>954</b>	<b>900</b>	<b>918 338</b>	<b>668 727</b>	<b>37.3</b>	<b>224 526</b>	<b>168 399</b>	<b>33.3</b>	<b>21 273</b>	<b>20 021</b>
7011	Hotels and motels .....	891	823	874 250	633 597	38.0	218 379	159 868	36.6	20 901	19 403
7011 pt.	Hotels .....	179	251	497 572	394 810	26.0	132 132	106 483	24.1	11 255	12 576
7011 pt.	Hotels, 25 guestrooms or more .....	115	207	487 834	390 023	25.1	130 079	105 348	23.5	11 018	12 418
7011 pt.	Hotels, less than 25 guestrooms .....	64	44	9 738	4 787	103.4	2 053	1 135	80.9	237	158
7011 pt.	Motels, motor hotels, and tourist courts .....	712	572	376 678	238 787	57.7	86 247	53 385	61.6	9 646	6 827
7011 pt.	Motels, tourist courts .....	627	512	294 920	196 966	49.7	65 799	42 451	55.0	7 210	5 262
7011 pt.	Motor hotels .....	85	60	81 758	41 821	95.5	20 448	10 934	87.0	2 436	1 565
702, 3	Other lodging places .....	63	77	44 088	35 130	25.5	6 147	8 531	-27.9	372	618
702	Rooming and boarding houses .....	15	24	1 540	1 900	-18.9	347	569	-39.0	44	73
703	Camps and recreational vehicle parks .....	48	53	42 548	33 230	28.0	5 800	7 962	-27.2	328	545





**Table 3a. Comparative Statistics for Firms Subject to Federal Income Tax for the State: 1992 and 1987 — Con.**

[Includes only establishments with payroll. For meaning of abbreviations and symbols, see introductory text. For explanation of terms and comparability of 1987 and 1992 censuses, see appendix A.]

SIC code	Kind of business or operation	Establishments		Receipts			Annual payroll			Paid employees for pay period including March 12	
		1992 (number)	1987 (number)	1992 (\$1,000)	1987 (\$1,000)	Percent change 1987 to 1992	1992 (\$1,000)	1987 (\$1,000)	Percent change 1987 to 1992	1992 (number)	1987 (number)
<b>80</b>	<b>Health services</b>	<b>4 645</b>	<b>4 181</b>	<b>3 133 041</b>	<b>1 775 047</b>	<b>76.5</b>	<b>1 394 632</b>	<b>758 948</b>	<b>83.8</b>	<b>50 043</b>	<b>36 518</b>
801	Offices and clinics of doctors of medicine	2 219	2 138	1 491 246	901 518	65.4	789 464	438 335	80.1	16 150	13 015
8011 pt.	Offices of doctors of medicine	2 154	2 077	1 433 616	864 276	65.9	764 833	424 609	80.1	15 422	12 195
8011 pt.	General medical clinics	65	61	57 630	37 242	54.7	24 631	13 726	79.4	728	820
802	Offices and clinics of dentists	1 153	1 091	364 380	240 271	51.7	139 919	89 891	55.7	6 111	5 190
803	Offices and clinics of doctors of osteopathy	21	2	6 489	(D)	(D)	2 221	(D)	(D)	70	AA
804	Offices and clinics of other health practitioners	726	531	171 602	(D)	(D)	57 803	(D)	(D)	2 558	GG
8041	Offices and clinics of chiropractors	319	209	60 285	24 963	141.5	17 420	6 642	162.3	848	498
8042	Offices and clinics of optometrists	198	181	58 093	(D)	(D)	16 886	(D)	(D)	810	FF
8043	Offices and clinics of podiatrists	40	33	9 906	(D)	(D)	3 960	(D)	(D)	129	CC
8049	Offices and clinics of health practitioners, n.e.c.	169	108	43 318	(D)	(D)	19 537	(D)	(D)	771	FF
805	Nursing and personal care facilities	164	119	339 459	(D)	(D)	158 848	(D)	(D)	13 308	II
8051	Skilled nursing care facilities	140	95	320 384	(D)	(D)	150 555	(D)	(D)	12 609	II
8052	Intermediate care facilities	9	14	7 789	7 747	.5	3 380	3 880	-12.9	262	457
8059	Nursing and personal care facilities, n.e.c.	15	10	11 286	3 672	207.4	4 913	1 867	163.1	437	137
806	Hospitals	21	21	518 511	269 212	92.6	160 290	86 246	85.9	7 275	5 472
807, 8, 9	Other health services	341	279	241 354	116 273	107.6	86 087	42 073	104.6	4 571	2 887
807	Medical and dental laboratories	113	112	62 845	(D)	(D)	20 156	(D)	(D)	845	FF
8071	Medical laboratories	45	41	49 563	(D)	(D)	14 178	(D)	(D)	551	EE
8072	Dental laboratories	68	71	13 282	10 636	24.9	5 978	4 676	27.8	294	301
808	Home health care services	72	36	60 143	(D)	(D)	29 410	(D)	(D)	2 098	GG
809	Miscellaneous health and allied services, n.e.c.	156	131	118 366	69 419	70.5	36 521	24 216	50.8	1 628	1 261
8092	Kidney dialysis centers	29	23	42 330	22 008	92.3	10 737	5 707	88.1	484	357
8093	Specialty outpatient facilities, n.e.c.	74	58	50 612	29 657	70.7	20 140	12 533	60.7	868	497
8099	Health and allied services, n.e.c.	53	50	25 424	17 754	43.2	5 644	5 976	-5.6	276	407
<b>81</b>	<b>Legal services</b>	<b>1 759</b>	<b>1 548</b>	<b>768 829</b>	<b>473 575</b>	<b>62.3</b>	<b>313 814</b>	<b>183 788</b>	<b>70.7</b>	<b>9 241</b>	<b>7 413</b>
<b>823, 4, 9</b>	<b>Selected educational services</b>	<b>116</b>	<b>61</b>	<b>28 878</b>	<b>16 127</b>	<b>79.1</b>	<b>12 026</b>	<b>5 182</b>	<b>132.1</b>	<b>704</b>	<b>345</b>
823	Libraries	2	-	(D)	(D)	(D)	(D)	(D)	(D)	AA	-
824	Vocational schools	26	23	12 539	7 739	62.0	5 995	2 902	106.6	226	139
829	Schools and educational services, n.e.c.	88	38	(D)	8 388	(D)	(D)	2 280	(D)	EE	206
<b>83</b>	<b>Social services</b>	<b>1 052</b>	<b>783</b>	<b>168 811</b>	<b>97 159</b>	<b>73.7</b>	<b>72 796</b>	<b>39 651</b>	<b>83.6</b>	<b>8 168</b>	<b>6 157</b>
835	Child day care services	773	601	93 895	60 765	54.5	42 482	26 205	62.1	5 513	4 476
832, 3, 6, 9	Other social services	279	182	74 916	36 394	105.8	30 314	13 446	125.4	2 655	1 681
<b>87 ex. 8733</b>	<b>Engineering, accounting, research, management, and related services (except noncommercial research organizations)</b>	<b>2 309</b>	<b>2 079</b>	<b>1 707 254</b>	<b>851 637</b>	<b>100.5</b>	<b>772 074</b>	<b>361 340</b>	<b>113.7</b>	<b>24 373</b>	<b>15 701</b>
871	Engineering, architectural, and surveying services	805	770	1 056 126	491 526	114.9	501 214	213 313	135.0	13 174	8 310
8711	Engineering services	409	375	911 454	386 333	135.9	443 115	166 044	166.9	10 980	5 927
8712	Architectural services	183	216	107 983	74 131	45.7	39 753	31 817	24.9	1 179	1 265
8713	Surveying services	213	179	36 689	31 062	18.1	18 346	15 452	18.7	1 015	1 118
872	Accounting, auditing, and bookkeeping services	818	737	223 937	160 413	39.6	85 985	63 791	34.8	3 935	3 560
873 ex. 8733	Research, development, and testing services (except noncommercial research organizations)	94	94	74 464	70 191	6.1	30 898	29 040	6.4	1 169	1 157
8731	Commercial physical and biological research	18	17	4 793	3 275	46.4	1 829	1 015	80.2	45	52
8732	Commercial economic, sociological, and educational research	28	43	8 165	9 206	-11.3	2 912	3 174	-8.3	244	264
8734	Testing laboratories	48	34	61 506	57 710	6.6	26 157	24 851	5.3	880	841
874	Management and public relations services	592	478	352 727	129 507	172.4	153 977	55 196	179.0	6 095	2 674
8741	Management services	184	158	113 493	57 899	96.0	46 230	25 718	79.8	1 700	1 184
8742	Management consulting services	293	227	107 815	47 922	125.0	40 364	19 704	104.9	1 512	956
8743	Public relations services	23	29	4 911	4 753	3.3	1 761	1 362	29.3	70	76
8744	Facilities support management services	11	5	(D)	8 382	(D)	(D)	3 646	(D)	HH	160
8748	Business consulting services, n.e.c.	81	59	(D)	10 551	(D)	(D)	4 766	(D)	CC	298
<b>89</b>	<b>Services, n.e.c.</b>	<b>122</b>	<b>202</b>	<b>37 414</b>	<b>19 739</b>	<b>89.5</b>	<b>14 295</b>	<b>6 976</b>	<b>104.9</b>	<b>615</b>	<b>503</b>

**Table 3b. Comparative Statistics for Firms Exempt From Federal Income Tax for the State: 1992 and 1987**

[Includes only establishments with payroll. For meaning of abbreviations and symbols, see introductory text. For explanation of terms and comparability of 1987 and 1992 censuses, see appendix A]

SIC code	Kind of business or operation	Establishments		Expenses			Annual payroll			Paid employees for pay period including March 12	
		1992 (number)	1987 (number)	1992 (\$1,000)	1987 (\$1,000)	Percent change 1987 to 1992	1992 (\$1,000)	1987 (\$1,000)	Percent change 1987 to 1992	1992 (number)	1987 (number)
	<b>Total -----</b>	<b>2 078</b>	<b>1 756</b>	<b>3 948 858</b>	<b>2 059 845</b>	<b>91.7</b>	<b>1 694 327</b>	<b>989 629</b>	<b>71.2</b>	<b>75 916</b>	<b>60 339</b>
<b>7032, 704</b>	<b>Camps and membership lodging -----</b>	<b>7</b>	<b>9</b>	<b>(D)</b>	<b>1 414</b>	<b>(D)</b>	<b>(D)</b>	<b>527</b>	<b>(D)</b>	<b>BB</b>	<b>68</b>
<b>792, 7991 pt., 7997, 7999 pt., 84</b>	<b>Selected amusement, recreation, and related services -----</b>	<b>163</b>	<b>142</b>	<b>85 914</b>	<b>51 756</b>	<b>66.0</b>	<b>33 152</b>	<b>19 206</b>	<b>72.6</b>	<b>2 574</b>	<b>1 764</b>
792	Theatrical producers (except motion picture), bands, orchestras, and entertainers -----	31	22	12 961	7 095	82.7	4 041	1 892	113.6	292	141
7991 pt., 7997	Gymnasiums, athletic clubs, and membership sports and recreation clubs -----	95	86	58 702	34 326	71.0	23 526	13 628	72.6	1 892	1 201
7999 pt. 84	Fairs -----	10	6	5 203	3 059	70.1	1 371	756	81.3	69	103
	Museums, art galleries, and botanical and zoological gardens -----	27	28	9 048	7 276	24.4	4 214	2 930	43.8	321	319
<b>8011 pt.; 8021 pt.; 805, 6, 8, 9</b>	<b>Selected health services -----</b>	<b>225</b>	<b>178</b>	<b>3 284 323</b>	<b>1 695 937</b>	<b>93.7</b>	<b>1 441 624</b>	<b>842 335</b>	<b>71.1</b>	<b>56 438</b>	<b>45 742</b>
8011 pt., 8021 pt.	Clinics of doctors of medicine and dentists -----	42	26	43 029	14 461	197.6	19 217	7 568	153.9	782	1379
805	Nursing and personal care facilities -----	62	32	66 902	28 649	133.5	32 520	14 503	124.2	2 256	1 280
806	Hospitals -----	72	73	3 121 096	1 626 305	91.9	1 363 573	808 231	68.7	52 072	43 369
808, 9	Other health services -----	49	47	53 296	28 325	88.2	26 314	13 008	102.3	1 328	760
808	Home health care services -----	9	13	14 787	9 527	55.2	8 662	4 923	75.9	416	264
809	Miscellaneous health and allied services, n.e.c. -----	40	34	38 509	16 995	126.6	17 652	7 110	148.3	912	450
<b>8111 pt.</b>	<b>Legal aid societies and similar legal services -----</b>	<b>32</b>	<b>22</b>	<b>8 455</b>	<b>5 495</b>	<b>53.9</b>	<b>5 075</b>	<b>3 084</b>	<b>64.6</b>	<b>200</b>	<b>156</b>
<b>823, 4, 9</b>	<b>Selected educational services -----</b>	<b>29</b>	<b>21</b>	<b>9 842</b>	<b>2 762</b>	<b>256.3</b>	<b>2 442</b>	<b>1 170</b>	<b>108.7</b>	<b>182</b>	<b>150</b>
<b>83</b>	<b>Social services -----</b>	<b>792</b>	<b>625</b>	<b>295 908</b>	<b>166 943</b>	<b>77.3</b>	<b>131 750</b>	<b>76 159</b>	<b>73.0</b>	<b>11 099</b>	<b>8 269</b>
835	Child day care services -----	172	132	26 442	12 224	116.3	14 723	7 433	98.1	1 626	1 144
832, 3, 6, 9	Other social services -----	620	493	269 466	154 719	74.2	117 027	68 726	70.3	9 473	7 125
<b>861, 2, 4, 9</b>	<b>Selected membership organizations -----</b>	<b>804</b>	<b>747</b>	<b>228 375</b>	<b>131 590</b>	<b>73.6</b>	<b>74 906</b>	<b>45 650</b>	<b>64.1</b>	<b>5 197</b>	<b>4 127</b>
861	Business associations -----	163	148	51 620	31 677	63.0	18 286	11 151	64.0	751	591
864	Civic, social, and fraternal associations -----	454	423	110 767	62 144	78.2	36 044	22 437	60.6	3 328	2 665
862, 9	Other membership organizations -----	187	176	65 988	37 769	74.7	20 576	12 062	70.6	1 118	871
<b>873, 4 ex. 8744</b>	<b>Research, testing, and consulting services, except facilities support management services -----</b>	<b>26</b>	<b>12</b>	<b>(D)</b>	<b>3 948</b>	<b>(D)</b>	<b>(D)</b>	<b>1 498</b>	<b>(D)</b>	<b>CC</b>	<b>63</b>
873	Research, development, and testing services -----	20	11	(D)	(D)	(D)	(D)	(D)	(D)	CC	BB
8731	Commercial physical and biological research -----	1	-	(D)	-	(D)	(D)	-	(D)	AA	-
8732	Commercial economic, sociological, and educational research -----	3	-	(D)	-	(D)	(D)	-	(D)	AA	-
8733	Noncommercial research organizations -----	13	8	(D)	(D)	(D)	(D)	(D)	(D)	BB	BB
8734	Testing laboratories -----	3	3	(D)	(D)	(D)	(D)	(D)	(D)	AA	AA
874 ex. 8744	Management and public relations services, except facilities support management services -----	6	1	(D)	(D)	(D)	(D)	(D)	(D)	BB	AA



Places With 2,500 Inhabitants or More: 1992

appendix A. For information on geographic areas followed by ▲, see appendix F

Selected kind-of-business or operation groups — Con.														
Miscellaneous repair services (SIC 76)		Amusement and recreation services, including motion pictures and museums (SIC 78, 79, 84)		Health services (SIC 80)		Legal services (SIC 81)		Selected educational services (SIC 823, 4, 9)		Social services (SIC 83)		Engineering, accounting, research, management, and related services (except noncommercial research organizations) (SIC 87 ex. 8733)		
Number	Receipts (\$1,000)	Number	Receipts (\$1,000)	Number	Receipts (\$1,000)	Number	Receipts (\$1,000)	Number	Receipts (\$1,000)	Number	Receipts (\$1,000)	Number	Receipts (\$1,000)	
1 093	347 962	1 594	675 721	4 645	3 133 041	1 759	768 829	116	28 878	1 052	168 811	2 309	1 707 254	1

TIPS [UPF] BATCH\_1259 [UFCB\_D\_SIPES] UFCEN 12/8/94 8:36 AM MACHINE: EPCV23 DATA: S\_SC\_TIPS.DAT;1 12/ 1/94 14:18:00 TAPE: Noreel FRAME: 15 TSF: S\_SC\_TIPS92.DAT;1 12/ 1/94 14:18:51 UTF: S\_SC\_TIPS93.DAT;2 12/ 6/94 16:00:17 META: S\_SC\_TIPS96.DAT;1 12/ 6/94 16:11:24







**Table 4. Summary Statistics for Firms Subject to Federal Income Tax for Counties and for**

[Includes only establishments with payroll. For meaning of abbreviations and symbols, see introductory text. For explanation of terms and comparability of 1987 and 1992 censuses, see

	Geographic area	Estab-lish-ments (number)	Receipts (\$1,000)	Annual payroll (\$1,000)	First-quarter payroll (\$1,000)	Paid employees for pay period including March 12 (number)	Selected kind-of-business or operation groups							
							Hotels, rooming houses, camps, and other lodging places (except membership lodging) (SIC 70 ex. 704)		Personal services (SIC 72)		Business services (SIC 73)		Automotive repair, services, and parking (SIC 75)	
							Number	Receipts (\$1,000)	Number	Receipts (\$1,000)	Number	Receipts (\$1,000)	Number	Receipts (\$1,000)
1	Spartanburg County -----	1 266	708 659	305 408	70 498	17 711	26	(D)	128	25 831	201	178 562	155	60 151
2	Greer (part) ▲-----	3	(D)	(D)	(D)	AA	—	—	—	—	2	(D)	1	(D)
3	Spartanburg-----	643	377 314	157 127	34 847	8 519	13	5 444	68	14 002	101	83 813	47	14 742
4	Wellford -----	5	(D)	(D)	(D)	BB	—	—	—	—	—	(D)	1	(D)
5	Woodruff -----	30	8 102	2 865	794	214	—	—	6	515	3	(D)	2	(D)
6	Balance of county -----	585	322 043	144 985	34 765	8 934	13	(D)	54	11 314	95	(D)	104	44 773
7	Sumter County -----	414	143 754	52 392	11 395	3 416	13	(D)	53	10 423	53	15 829	51	13 209
8	Sumter -----	341	124 718	46 716	10 066	2 999	10	5 688	44	9 802	41	14 388	37	9 273
9	Balance of county -----	73	19 036	5 676	1 329	417	3	(D)	9	621	12	1 441	14	3 936
10	Union County -----	110	22 546	7 894	1 842	539	5	680	15	1 967	10	3 049	15	1 858
11	Union -----	89	19 661	7 289	1 693	479	4	(D)	12	1 867	8	(D)	9	782
12	Balance of county -----	21	2 885	605	149	60	1	(D)	3	100	2	(D)	6	1 076
13	Williamsburg County -----	110	18 287	5 675	1 349	421	3	1 052	22	2 777	5	690	14	1 820
14	Andrews (part) ▲-----	—	—	—	—	—	—	—	—	—	—	—	—	—
15	Kingstree -----	69	11 444	3 621	861	276	1	(D)	14	2 138	1	(D)	8	1 113
16	Balance of county -----	41	6 843	2 054	488	145	2	(D)	8	639	4	(D)	6	707
17	York County -----	755	394 353	147 256	31 511	6 986	18	27 496	92	15 829	118	58 912	74	15 482
18	Clover -----	32	5 536	1 554	340	116	—	—	5	335	4	(D)	5	941
19	Fort Mill -----	67	40 013	13 971	2 489	504	1	(D)	12	3 596	15	11 195	6	1 025
20	Rock Hill -----	437	298 907	114 686	24 871	5 115	10	10 288	52	9 414	61	38 583	41	8 936
21	Tega Cay -----	5	675	130	28	10	—	—	—	—	1	(D)	—	—
22	York -----	45	10 112	3 563	858	265	1	(D)	5	883	2	(D)	3	452
23	Balance of county -----	169	39 110	13 352	2 925	976	6	(D)	18	1 601	35	7 784	19	4 128

# Places With 2,500 Inhabitants or More: 1992 —Con.

appendix A. For information on geographic areas followed by ▲, see appendix F]

Selected kind-of-business or operation groups —Con.														
Miscellaneous repair services (SIC 76)		Amusement and recreation services, including motion pictures and museums (SIC 78, 79, 84)		Health services (SIC 80)		Legal services (SIC 81)		Selected educational services (SIC 823, 4, 9)		Social services (SIC 83)		Engineering, accounting, research, management, and related services (except noncommercial research organizations) (SIC 87 ex. 8733)		
Number	Receipts (\$1,000)	Number	Receipts (\$1,000)	Number	Receipts (\$1,000)	Number	Receipts (\$1,000)	Number	Receipts (\$1,000)	Number	Receipts (\$1,000)	Number	Receipts (\$1,000)	
80	35 180	87	31 802	295	197 548	106	42 116	4	(D)	75	11 760	102	104 010	1
—	—	—	—	—	—	—	—	—	—	—	—	—	—	2
25	9 501	37	17 606	176	133 738	98	41 271	1	(D)	17	(D)	57	53 048	3
—	—	2	(D)	—	—	—	—	—	—	1	(D)	1	(D)	4
3	662	2	(D)	9	4 450	1	(D)	—	—	3	348	1	(D)	5
52	25 017	46	13 200	110	59 360	7	(D)	3	(D)	54	7 776	43	(D)	6
—	—	—	—	—	—	—	—	—	—	—	—	—	—	—
28	14 181	28	9 113	81	49 076	33	12 366	2	(D)	27	2 430	43	9 455	7
19	10 357	21	6 229	79	(D)	33	12 366	1	(D)	19	1 821	36	7 453	8
9	3 824	7	2 884	2	(D)	—	—	1	(D)	8	609	7	2 002	9
—	—	—	—	—	—	—	—	—	—	—	—	—	—	—
2	(D)	10	1 259	30	11 031	7	1 232	—	—	4	(D)	11	1 036	10
—	—	8	(D)	27	(D)	7	1 232	—	—	3	(D)	10	(D)	11
2	(D)	2	(D)	3	(D)	—	—	—	—	1	(D)	1	(D)	12
—	—	—	—	—	—	—	—	—	—	—	—	—	—	—
6	1 761	3	(D)	30	5 925	10	1 729	—	—	7	(D)	10	1 614	13
—	—	—	—	—	—	—	—	—	—	—	—	—	—	14
2	(D)	2	(D)	24	4 285	9	(D)	—	—	1	(D)	7	(D)	15
4	(D)	1	(D)	6	1 640	1	(D)	—	—	6	566	3	(D)	16
—	—	—	—	—	—	—	—	—	—	—	—	—	—	—
53	15 532	60	17 865	153	198 575	61	18 007	6	(D)	41	6 488	76	18 416	17
—	—	1	(D)	7	1 917	4	684	—	—	2	(D)	4	460	18
7	1 926	5	(D)	9	2 655	4	(D)	—	—	2	(D)	6	2 486	19
20	8 059	30	8 432	117	185 865	46	15 362	5	(D)	15	(D)	39	10 270	20
—	—	—	—	1	(D)	—	—	—	—	—	—	3	(D)	21
3	(D)	3	(D)	13	4 279	5	853	—	—	4	387	5	619	22
23	(D)	21	(D)	6	(D)	2	(D)	1	(D)	18	(D)	19	(D)	23

**Table 5. Summary Statistics for Firms Subject to Federal Income Tax for Places With 350 Establishments or More: 1992**

[Includes only establishments with payroll. For meaning of abbreviations and symbols, see introductory text. For explanation of terms and comparability of 1987 and 1992 censuses, see appendix A. For information on geographic areas followed by ▲, see appendix F]

SIC code	Geographic area and kind of business or operation	Establishments (number)	Receipts (\$1,000)	Annual payroll (\$1,000)	First-quarter payroll (\$1,000)	Paid employees for pay period including March 12 (number)
<b>ANDERSON</b>						
	<b>Total</b> .....	<b>459</b>	<b>217 693</b>	<b>91 226</b>	<b>19 870</b>	<b>5 981</b>
<b>70 ex. 704</b>	<b>Hotels, rooming houses, camps, and other lodging places (except membership lodging)</b> .....	<b>11</b>	<b>6 316</b>	<b>1 448</b>	<b>319</b>	<b>157</b>
7011	Hotels and motels .....	10	(D)	(D)	(D)	CC
7011 pt.	Hotels .....	1	(D)	(D)	(D)	BB
7011 pt.	Motels, motor hotels, and tourist courts .....	9	(D)	(D)	(D)	CC
702, 3	Other lodging places .....	1	(D)	(D)	(D)	AA
<b>72</b>	<b>Personal services</b> .....	<b>40</b>	<b>9 891</b>	<b>3 240</b>	<b>842</b>	<b>314</b>
721	Laundry, cleaning, and garment services .....	11	2 935	1 468	350	113
7211	Power laundries, family and commercial* .....	—	—	—	—	—
7213	Linen supply* .....	—	—	—	—	—
7215	Coin-operated laundries and drycleaning .....	1	(D)	(D)	(D)	AA
7216	Drycleaning plants, except rug cleaning* .....	6	2 569	1 337	329	100
7217	Carpet and upholstery cleaning .....	1	(D)	(D)	(D)	AA
7218	Industrial laundriers* .....	—	—	—	—	—
7212, 9	Other laundry, cleaning, and garment services* .....	3	(D)	(D)	(D)	AA
722	Photographic studios, portrait .....	6	1 392	320	80	35
723, 4	Beauty and barber shops .....	10	1 004	447	114	41
723	Beauty shops .....	8	(D)	(D)	(D)	BB
724	Barber shops .....	2	(D)	(D)	(D)	AA
725	Shoe repair shops and shoeshine parlors .....	2	(D)	(D)	(D)	AA
726	Funeral service and crematories .....	3	3 490	721	195	50
729	Miscellaneous personal services .....	8	(D)	(D)	(D)	BB
<b>73</b>	<b>Business services</b> .....	<b>59</b>	<b>28 584</b>	<b>13 691</b>	<b>3 099</b>	<b>2 648</b>
731	Advertising .....	2	(D)	(D)	(D)	AA
732	Consumer credit reporting agencies, mercantile reporting agencies, and adjustment and collection agencies .....	2	(D)	(D)	(D)	AA
733	Mailing, reproduction, commercial art and photography, and stenographic services .....	4	519	118	25	8
734	Services to dwellings and other buildings .....	20	4 313	1 443	353	128
735	Miscellaneous equipment rental and leasing .....	3	1 218	313	78	13
736	Personnel supply services .....	8	(D)	(D)	(D)	GG
737	Computer programming, data processing, and other computer related services .....	2	(D)	(D)	(D)	AA
7371, 2, 3	Computer programming, prepackaged software, and integrated systems .....	1	(D)	(D)	(D)	AA
7374, 5, 6	Data processing services .....	1	(D)	(D)	(D)	AA
7377, 8, 9	Computer rental and leasing, maintenance, and related services, n.e.c. ....	—	—	—	—	—
738	Miscellaneous business services .....	18	8 594	1 940	432	130
<b>75</b>	<b>Automotive repair, services, and parking</b> .....	<b>37</b>	<b>15 885</b>	<b>3 624</b>	<b>972</b>	<b>212</b>
751	Automotive rental and leasing, without drivers .....	4	4 364	533	127	25
752	Automobile parking .....	—	—	—	—	—
753	Automotive repair shops .....	28	9 330	2 586	658	139
7532	Top, body, and upholstery repair shops and paint shops .....	4	902	212	45	9
7538	General automotive repair shops .....	19	5 135	1 501	401	91
7533, 4, 6, 7, 9	Other automotive repair shops .....	5	3 293	873	212	39
754	Automotive services, except repair .....	5	2 191	505	187	48
<b>76</b>	<b>Miscellaneous repair services</b> .....	<b>21</b>	<b>9 646</b>	<b>2 950</b>	<b>714</b>	<b>135</b>
762	Electrical repair shops .....	5	2 023	584	149	34
7622	Radio and television repair shops .....	—	—	—	—	—
7623, 9	Other electrical and electronic repair shops .....	5	2 023	584	149	34
763	Watch, clock, and jewelry repair .....	—	—	—	—	—
764	Reupholstery and furniture repair .....	1	(D)	(D)	(D)	AA
769	Miscellaneous repair and related services .....	15	(D)	(D)	(D)	BB
<b>78, 79, 84</b>	<b>Amusement and recreation services, including motion pictures and museums</b> .....	<b>31</b>	<b>8 956</b>	<b>1 861</b>	<b>411</b>	<b>220</b>
781, 2	Motion picture production, distribution, and services .....	—	—	—	—	—
783	Motion picture theaters .....	5	(D)	(D)	(D)	BB
784	Video tape rental .....	9	(D)	(D)	(D)	BB
792	Theatrical producers (except motion picture), bands, orchestras, and entertainers .....	—	—	—	—	—
793	Bowling centers .....	—	—	—	—	—
79 ex. 792, 3, 84	Commercial sports and other amusement and recreation services, including museums .....	17	4 804	1 176	245	106
<b>80</b>	<b>Health services</b> .....	<b>146</b>	<b>104 768</b>	<b>52 394</b>	<b>10 686</b>	<b>1 608</b>
801	Offices and clinics of doctors of medicine .....	87	66 988	36 585	6 969	654
802	Offices and clinics of dentists .....	30	9 943	3 919	915	184
803	Offices and clinics of doctors of osteopathy .....	—	—	—	—	—
804	Offices and clinics of other health practitioners .....	13	4 432	1 666	400	79
805	Nursing and personal care facilities .....	4	(D)	(D)	(D)	FF
806	Hospitals .....	—	—	—	—	—
807, 8, 9	Other health services .....	12	(D)	(D)	(D)	CC
<b>81</b>	<b>Legal services</b> .....	<b>49</b>	<b>15 218</b>	<b>3 201</b>	<b>782</b>	<b>186</b>
<b>823, 4, 9</b>	<b>Selected educational services</b> .....	<b>1</b>	<b>(D)</b>	<b>(D)</b>	<b>(D)</b>	<b>BB</b>

**Table 5. Summary Statistics for Firms Subject to Federal Income Tax for Places With 350 Establishments or More: 1992 — Con.**

[Includes only establishments with payroll. For meaning of abbreviations and symbols, see introductory text. For explanation of terms and comparability of 1987 and 1992 censuses, see appendix A. For information on geographic areas followed by ▲, see appendix F]

SIC code	Geographic area and kind of business or operation	Establishments (number)	Receipts (\$1,000)	Annual payroll (\$1,000)	First-quarter payroll (\$1,000)	Paid employees for pay period including March 12 (number)
<b>ANDERSON—Con.</b>						
<b>83</b>	<b>Social services</b> .....	<b>19</b>	<b>(D)</b>	<b>(D)</b>	<b>(D)</b>	<b>EE</b>
835	Child day care services .....	10	(D)	(D)	(D)	BB
832, 3, 6, 9	Other social services .....	9	3 682	2 318	613	215
<b>87 ex. 8733</b>	<b>Engineering, accounting, research, management, and related services (except noncommercial research organizations)</b> .....	<b>45</b>	<b>13 181</b>	<b>5 851</b>	<b>1 267</b>	<b>218</b>
871	Engineering, architectural, and surveying services .....	16	4 087	1 847	424	85
872	Accounting, auditing, and bookkeeping services .....	20	4 479	1 519	376	84
873 ex. 8733	Research, development, and testing services (except noncommercial research organizations) .....	3	(D)	(D)	(D)	BB
874	Management and public relations services .....	6	(D)	(D)	(D)	AA
<b>89</b>	<b>Services, n.e.c.</b> .....	<b>-</b>	<b>-</b>	<b>-</b>	<b>-</b>	<b>-</b>
<b>CHARLESTON ▲</b>						
	<b>Total</b> .....	<b>1 133</b>	<b>699 469</b>	<b>277 939</b>	<b>59 224</b>	<b>12 593</b>
<b>70 ex. 704</b>	<b>Hotels, rooming houses, camps, and other lodging places (except membership lodging)</b> .....	<b>49</b>	<b>74 419</b>	<b>18 059</b>	<b>4 294</b>	<b>1 786</b>
7011	Hotels and motels .....	46	74 196	18 012	4 284	1 780
7011 pt.	Hotels .....	28	57 710	13 714	3 365	1 277
7011 pt.	Motels, motor hotels, and tourist courts .....	18	16 486	4 298	919	503
702, 3	Other lodging places .....	3	223	47	10	6
<b>72</b>	<b>Personal services</b> .....	<b>113</b>	<b>24 019</b>	<b>10 009</b>	<b>2 474</b>	<b>877</b>
721	Laundry, cleaning, and garment services .....	39	6 190	2 168	523	215
7211	Power laundries, family and commercial* .....	2	(D)	(D)	(D)	AA
7213	Linen supply* .....	-	-	-	-	-
7215	Coin-operated laundries and drycleaning .....	17	1 849	425	118	57
7216	Drycleaning plants, except rug cleaning* .....	14	2 975	1 326	301	115
7217	Carpet and upholstery cleaning .....	3	(D)	(D)	(D)	BB
7218	Industrial laundries* .....	-	-	-	-	-
7212, 9	Other laundry, cleaning, and garment services* .....	3	170	41	8	5
722	Photographic studios, portrait .....	7	2 345	597	135	52
723, 4	Beauty and barber shops .....	48	7 550	3 698	856	299
723	Beauty shops .....	46	(D)	(D)	(D)	EE
724	Barber shops .....	2	(D)	(D)	(D)	AA
725	Shoe repair shops and shoeshine parlors .....	3	227	51	13	5
726	Funeral service and crematories .....	5	4 753	2 489	607	87
729	Miscellaneous personal services .....	11	2 954	1 006	340	219
<b>73</b>	<b>Business services</b> .....	<b>150</b>	<b>92 086</b>	<b>36 982</b>	<b>8 152</b>	<b>3 242</b>
731	Advertising .....	10	4 405	1 747	459	48
732	Consumer credit reporting agencies, mercantile reporting agencies, and adjustment and collection agencies .....	6	2 266	604	127	41
733	Mailing, reproduction, commercial art and photography, and stenographic services .....	14	5 326	1 585	344	76
734	Services to dwellings and other buildings .....	29	14 517	7 539	1 803	675
735	Miscellaneous equipment rental and leasing .....	16	6 389	1 933	445	100
736	Personnel supply services .....	22	22 357	14 989	2 943	1 867
737	Computer programming, data processing, and other computer related services .....	16	11 300	4 138	973	110
7371, 2, 3	Computer programming, prepackaged software, and integrated systems .....	10	4 799	930	189	21
7374, 5, 6	Data processing services .....	5	(D)	(D)	(D)	BB
7377, 8, 9	Computer rental and leasing, maintenance, and related services, n.e.c. ....	1	(D)	(D)	(D)	AA
738	Miscellaneous business services .....	37	25 526	4 447	1 058	325
<b>75</b>	<b>Automotive repair, services, and parking</b> .....	<b>36</b>	<b>24 719</b>	<b>4 840</b>	<b>1 088</b>	<b>321</b>
751	Automotive rental and leasing, without drivers .....	5	14 651	1 705	367	164
752	Automobile parking .....	3	(D)	(D)	(D)	AA
753	Automotive repair shops .....	26	(D)	(D)	(D)	CC
7532	Top, body, and upholstery repair shops and paint shops .....	7	1 407	611	128	25
7538	General automotive repair shops .....	12	5 311	1 602	403	74
7533, 4, 6, 7, 9	Other automotive repair shops .....	7	(D)	(D)	(D)	BB
754	Automotive services, except repair .....	2	(D)	(D)	(D)	AA
<b>76</b>	<b>Miscellaneous repair services</b> .....	<b>28</b>	<b>8 701</b>	<b>3 422</b>	<b>984</b>	<b>190</b>
762	Electrical repair shops .....	7	1 936	641	171	45
7622	Radio and television repair shops .....	2	(D)	(D)	(D)	AA
7623, 9	Other electrical and electronic repair shops .....	5	(D)	(D)	(D)	BB
763	Watch, clock, and jewelry repair .....	-	-	-	-	-
764	Reupholstery and furniture repair .....	2	(D)	(D)	(D)	AA
769	Miscellaneous repair and related services .....	19	(D)	(D)	(D)	CC

**Table 5. Summary Statistics for Firms Subject to Federal Income Tax for Places With 350 Establishments or More: 1992 — Con.**

[Includes only establishments with payroll. For meaning of abbreviations and symbols, see introductory text. For explanation of terms and comparability of 1987 and 1992 censuses, see appendix A. For information on geographic areas followed by ▲, see appendix F]

SIC code	Geographic area and kind of business or operation	Establishments (number)	Receipts (\$1,000)	Annual payroll (\$1,000)	First-quarter payroll (\$1,000)	Paid employees for pay period including March 12 (number)
<b>CHARLESTON ▲—Con.</b>						
<b>78, 79, 84</b>	<b>Amusement and recreation services, including motion pictures and museums</b> .....	<b>53</b>	<b>24 842</b>	<b>6 084</b>	<b>1 453</b>	<b>611</b>
781, 2	Motion picture production, distribution, and services .....	4	(D)	(D)	(D)	AA
783	Motion picture theaters .....	3	(D)	(D)	(D)	BB
784	Video tape rental .....	6	(D)	(D)	(D)	BB
792	Theatrical producers (except motion picture), bands, orchestras, and entertainers .....	4	353	98	41	23
793	Bowling centers .....	2	(D)	(D)	(D)	AA
79 ex. 792, 3; 84	Commercial sports and other amusement and recreation services, including museums .....	34	17 835	4 677	1 083	464
<b>80</b>	<b>Health services</b> .....	<b>299</b>	<b>222 485</b>	<b>100 058</b>	<b>21 564</b>	<b>2 889</b>
801	Offices and clinics of doctors of medicine .....	171	165 913	78 540	16 895	1 699
802	Offices and clinics of dentists .....	57	19 853	7 397	1 722	365
803	Offices and clinics of doctors of osteopathy .....	—	—	—	—	—
804	Offices and clinics of other health practitioners .....	40	9 922	4 231	753	147
805	Nursing and personal care facilities .....	5	8 705	3 656	814	375
806	Hospitals .....	1	(D)	(D)	(D)	CC
807, 8, 9	Other health services .....	25	(D)	(D)	(D)	CC
<b>81</b>	<b>Legal services</b> .....	<b>200</b>	<b>123 037</b>	<b>55 352</b>	<b>9 174</b>	<b>1 195</b>
<b>823, 4, 9</b>	<b>Selected educational services</b> .....	<b>5</b>	<b>(D)</b>	<b>(D)</b>	<b>(D)</b>	<b>AA</b>
<b>83</b>	<b>Social services</b> .....	<b>29</b>	<b>4 128</b>	<b>1 675</b>	<b>384</b>	<b>191</b>
835	Child day care services .....	16	2 773	1 301	282	154
832, 3, 6, 9	Other social services .....	13	1 355	374	102	37
<b>87 ex. 8733</b>	<b>Engineering, accounting, research, management, and related services (except noncommercial research organizations)</b> .....	<b>162</b>	<b>97 767</b>	<b>40 471</b>	<b>9 465</b>	<b>1 261</b>
871	Engineering, architectural, and surveying services .....	59	41 029	18 283	4 516	637
872	Accounting, auditing, and bookkeeping services .....	52	(D)	(D)	(D)	EE
873 ex. 8733	Research, development, and testing services (except noncommercial research organizations) .....	8	(D)	(D)	(D)	CC
874	Management and public relations services .....	43	28 177	10 264	2 103	170
<b>89</b>	<b>Services, n.e.c.</b> .....	<b>9</b>	<b>(D)</b>	<b>(D)</b>	<b>(D)</b>	<b>BB</b>
<b>COLUMBIA ▲</b>						
	<b>Total</b> .....	<b>1 781</b>	<b>1 079 867</b>	<b>463 996</b>	<b>103 212</b>	<b>19 969</b>
<b>70 ex. 704</b>	<b>Hotels, rooming houses, camps, and other lodging places (except membership lodging)</b> .....	<b>38</b>	<b>45 857</b>	<b>13 212</b>	<b>2 989</b>	<b>1 409</b>
7011	Hotels and motels .....	34	45 298	13 088	2 977	1 404
7011 pt.	Hotels .....	9	33 239	10 469	2 309	1 075
7011 pt.	Motels, motor hotels, and tourist courts .....	25	12 059	2 619	668	329
702, 3	Other lodging places .....	4	559	124	12	5
<b>72</b>	<b>Personal services</b> .....	<b>159</b>	<b>50 776</b>	<b>18 451</b>	<b>4 614</b>	<b>1 483</b>
721	Laundry, cleaning, and garment services .....	61	26 936	10 256	2 722	888
7211	Power laundries, family and commercial* .....	2	(D)	(D)	(D)	BB
7213	Linen supply* .....	4	8 979	3 370	842	218
7215	Coin-operated laundries and drycleaning .....	15	(D)	(D)	(D)	BB
7216	Drycleaning plants, except rug cleaning* .....	15	8 290	3 686	931	359
7217	Carpet and upholstery cleaning .....	8	1 309	393	91	38
7218	Industrial laundriers* .....	3	(D)	(D)	(D)	CC
7212, 9	Other laundry, cleaning, and garment services* .....	14	(D)	(D)	(D)	BB
722	Photographic studios, portrait .....	10	3 058	438	107	41
723, 4	Beauty and barber shops .....	50	7 660	3 874	939	302
723	Beauty shops .....	45	6 161	3 063	780	269
724	Barber shops .....	5	1 499	811	159	33
725	Shoe repair shops and shoeshine parlors .....	3	593	267	53	20
726	Funeral service and crematories .....	13	8 746	2 524	520	129
729	Miscellaneous personal services .....	22	3 783	1 092	273	103
<b>73</b>	<b>Business services</b> .....	<b>303</b>	<b>200 907</b>	<b>87 883</b>	<b>21 385</b>	<b>5 899</b>
731	Advertising .....	24	14 429	5 302	1 238	195
732	Consumer credit reporting agencies, mercantile reporting agencies, and adjustment and collection agencies .....	11	11 700	2 846	808	202
733	Mailing, reproduction, commercial art and photography, and stenographic services .....	31	7 672	2 665	612	185
734	Services to dwellings and other buildings .....	57	12 939	6 063	1 468	781
735	Miscellaneous equipment rental and leasing .....	22	17 357	2 940	747	136
736	Personnel supply services .....	43	29 455	23 061	4 821	2 422
737	Computer programming, data processing, and other computer related services .....	46	71 662	28 641	7 976	703
7371, 2, 3	Computer programming, prepackaged software, and integrated systems .....	23	30 309	15 558	4 731	359
7374, 5, 6	Data processing services .....	11	3 334	1 225	302	32
7377, 8, 9	Computer rental and leasing, maintenance, and related services, n.e.c. .....	12	38 019	11 858	2 943	312
738	Miscellaneous business services .....	69	35 693	16 365	3 715	1 275

**Table 5. Summary Statistics for Firms Subject to Federal Income Tax for Places With 350 Establishments or More: 1992 — Con.**

[Includes only establishments with payroll. For meaning of abbreviations and symbols, see introductory text. For explanation of terms and comparability of 1987 and 1992 censuses, see appendix A. For information on geographic areas followed by ▲, see appendix F]

SIC code	Geographic area and kind of business or operation	Establishments (number)	Receipts (\$1,000)	Annual payroll (\$1,000)	First-quarter payroll (\$1,000)	Paid employees for pay period including March 12 (number)
<b>COLUMBIA ▲—Con.</b>						
<b>75</b>	<b>Automotive repair, services, and parking</b> .....	<b>106</b>	<b>34 488</b>	<b>9 630</b>	<b>2 222</b>	<b>606</b>
751	Automotive rental and leasing, without drivers .....	13	5 631	1 077	303	60
752	Automobile parking .....	3	257	51	12	13
753	Automotive repair shops .....	72	25 075	7 282	1 597	363
7532	Top, body, and upholstery repair shops and paint shops .....	17	7 934	2 541	456	120
7538	General automotive repair shops .....	28	6 677	1 986	476	106
7533, 4, 6, 7, 9	Other automotive repair shops .....	27	10 464	2 755	665	137
754	Automotive services, except repair .....	18	3 525	1 220	310	170
<b>76</b>	<b>Miscellaneous repair services</b> .....	<b>39</b>	<b>12 941</b>	<b>4 148</b>	<b>955</b>	<b>196</b>
762	Electrical repair shops .....	9	2 849	777	173	32
7622	Radio and television repair shops .....	—	—	—	—	—
7623, 9	Other electrical and electronic repair shops .....	9	2 849	777	173	32
763	Watch, clock, and jewelry repair .....	3	(D)	(D)	(D)	AA
764	Reupholstery and furniture repair .....	8	845	281	94	31
769	Miscellaneous repair and related services .....	19	(D)	(D)	(D)	CC
<b>78, 79, 84</b>	<b>Amusement and recreation services, including motion pictures and museums</b> .....	<b>68</b>	<b>31 494</b>	<b>5 599</b>	<b>1 271</b>	<b>483</b>
781, 2	Motion picture production, distribution, and services .....	3	(D)	(D)	(D)	AA
783	Motion picture theaters .....	6	3 570	579	138	85
784	Video tape rental .....	10	2 678	552	101	59
792	Theatrical producers (except motion picture), bands, orchestras, and entertainers .....	6	881	380	91	28
793	Bowling centers .....	1	(D)	(D)	(D)	AA
79 ex. 792, 3; 84	Commercial sports and other amusement and recreation services, including museums .....	42	23 561	3 921	897	303
<b>80</b>	<b>Health services</b> .....	<b>440</b>	<b>326 736</b>	<b>167 612</b>	<b>33 974</b>	<b>4 245</b>
801	Offices and clinics of doctors of medicine .....	255	214 338	124 522	23 623	2 011
802	Offices and clinics of dentists .....	77	25 549	10 241	2 106	407
803	Offices and clinics of doctors of osteopathy .....	—	—	—	—	—
804	Offices and clinics of other health practitioners .....	67	13 502	4 437	1 033	233
805	Nursing and personal care facilities .....	4	13 184	7 798	1 993	573
806	Hospitals .....	1	(D)	(D)	(D)	EE
807, 8, 9	Other health services .....	36	(D)	(D)	(D)	FF
<b>81</b>	<b>Legal services</b> .....	<b>273</b>	<b>190 151</b>	<b>79 716</b>	<b>17 060</b>	<b>2 442</b>
<b>823, 4, 9</b>	<b>Selected educational services</b> .....	<b>21</b>	<b>4 334</b>	<b>1 616</b>	<b>373</b>	<b>90</b>
<b>83</b>	<b>Social services</b> .....	<b>64</b>	<b>11 079</b>	<b>4 236</b>	<b>985</b>	<b>427</b>
835	Child day care services .....	36	5 758	2 523	565	294
832, 3, 6, 9	Other social services .....	28	5 321	1 713	420	133
<b>87 ex. 8733</b>	<b>Engineering, accounting, research, management, and related services (except noncommercial research organizations)</b> .....	<b>256</b>	<b>166 545</b>	<b>69 765</b>	<b>16 800</b>	<b>2 545</b>
871	Engineering, architectural, and surveying services .....	82	68 137	31 505	7 538	937
872	Accounting, auditing, and bookkeeping services .....	74	42 665	14 019	3 481	498
873 ex. 8733	Research, development, and testing services (except noncommercial research organizations) .....	11	7 539	2 923	734	168
874	Management and public relations services .....	89	48 204	21 318	5 047	942
<b>89</b>	<b>Services, n.e.c.</b> .....	<b>14</b>	<b>4 559</b>	<b>2 128</b>	<b>584</b>	<b>144</b>
<b>FLORENCE</b>						
	<b>Total</b> .....	<b>576</b>	<b>303 987</b>	<b>133 461</b>	<b>27 413</b>	<b>5 867</b>
<b>70 ex. 704</b>	<b>Hotels, rooming houses, camps, and other lodging places (except membership lodging)</b> .....	<b>21</b>	<b>25 846</b>	<b>6 065</b>	<b>1 468</b>	<b>661</b>
7011	Hotels and motels .....	21	25 846	6 065	1 468	661
7011 pt.	Hotels .....	4	(D)	(D)	(D)	CC
7011 pt.	Motels, motor hotels, and tourist courts .....	17	(D)	(D)	(D)	EE
702, 3	Other lodging places .....	—	—	—	—	—
<b>72</b>	<b>Personal services</b> .....	<b>50</b>	<b>18 575</b>	<b>6 367</b>	<b>1 604</b>	<b>535</b>
721	Laundry, cleaning, and garment services .....	14	11 923	4 018	979	296
7211	Power laundries, family and commercial* .....	—	—	—	—	—
7213	Linen supply* .....	2	(D)	(D)	(D)	BB
7215	Coin-operated laundries and drycleaning .....	2	(D)	(D)	(D)	AA
7216	Drycleaning plants, except rug cleaning* .....	8	(D)	(D)	(D)	CC
7217	Carpet and upholstery cleaning .....	—	—	—	—	—
7218	Industrial launderers* .....	1	(D)	(D)	(D)	CC
7212, 9	Other laundry, cleaning, and garment services* .....	1	(D)	(D)	(D)	AA
722	Photographic studios, portrait .....	4	630	128	28	14
723, 4	Beauty and barber shops .....	15	2 172	1 031	292	90
723	Beauty shops .....	14	(D)	(D)	(D)	BB
724	Barber shops .....	1	(D)	(D)	(D)	AA
725	Shoe repair shops and shoeshine parlors .....	3	(D)	(D)	(D)	AA
726	Funeral service and crematories .....	6	(D)	(D)	(D)	BB
729	Miscellaneous personal services .....	8	(D)	(D)	(D)	BB



**Table 5. Summary Statistics for Firms Subject to Federal Income Tax for Places With 350 Establishments or More: 1992 — Con.**

[Includes only establishments with payroll. For meaning of abbreviations and symbols, see introductory text. For explanation of terms and comparability of 1987 and 1992 censuses, see appendix A. For information on geographic areas followed by ▲, see appendix F]

SIC code	Geographic area and kind of business or operation	Establishments (number)	Receipts (\$1,000)	Annual payroll (\$1,000)	First-quarter payroll (\$1,000)	Paid employees for pay period including March 12 (number)
<b>FLORENCE—Con.</b>						
<b>73</b>	<b>Business services</b> .....	<b>91</b>	<b>33 362</b>	<b>16 009</b>	<b>3 866</b>	<b>1 039</b>
731	Advertising .....	1	(D)	(D)	(D)	AA
732	Consumer credit reporting agencies, mercantile reporting agencies, and adjustment and collection agencies .....	2	(D)	(D)	(D)	AA
733	Mailing, reproduction, commercial art and photography, and stenographic services .....	11	(D)	(D)	(D)	BB
734	Services to dwellings and other buildings .....	24	6 424	2 735	738	215
735	Miscellaneous equipment rental and leasing .....	12	3 760	946	253	49
736	Personnel supply services .....	8	8 952	6 961	1 630	507
737	Computer programming, data processing, and other computer related services .....	16	8 032	3 542	875	115
7371, 2, 3	Computer programming, prepackaged software, and integrated systems .....	14	(D)	(D)	(D)	CC
7374, 5, 6	Data processing services .....	1	(D)	(D)	(D)	AA
7377, 8, 9	Computer rental and leasing, maintenance, and related services, n.e.c. ....	1	(D)	(D)	(D)	AA
738	Miscellaneous business services .....	17	(D)	(D)	(D)	CC
<b>75</b>	<b>Automotive repair, services, and parking</b> .....	<b>56</b>	<b>17 646</b>	<b>4 163</b>	<b>991</b>	<b>290</b>
751	Automotive rental and leasing, without drivers .....	4	(D)	(D)	(D)	AA
752	Automobile parking .....	—	—	—	—	—
753	Automotive repair shops .....	42	(D)	(D)	(D)	CC
7532	Top, body, and upholstery repair shops and paint shops .....	6	2 260	493	109	33
7538	General automotive repair shops .....	20	5 286	1 102	262	73
7533, 4, 6, 7, 9	Other automotive repair shops .....	16	(D)	(D)	(D)	BB
754	Automotive services, except repair .....	10	2 766	803	195	93
<b>76</b>	<b>Miscellaneous repair services</b> .....	<b>29</b>	<b>7 056</b>	<b>2 113</b>	<b>503</b>	<b>132</b>
762	Electrical repair shops .....	10	(D)	(D)	(D)	BB
7622	Radio and television repair shops .....	2	(D)	(D)	(D)	AA
7623, 9	Other electrical and electronic repair shops .....	8	(D)	(D)	(D)	BB
763	Watch, clock, and jewelry repair .....	1	(D)	(D)	(D)	AA
764	Reupholstery and furniture repair .....	1	(D)	(D)	(D)	AA
769	Miscellaneous repair and related services .....	17	(D)	(D)	(D)	BB
<b>78, 79, 84</b>	<b>Amusement and recreation services, including motion pictures and museums</b> .....	<b>27</b>	<b>16 739</b>	<b>3 737</b>	<b>777</b>	<b>365</b>
781, 2	Motion picture production, distribution, and services .....	—	—	—	—	—
783	Motion picture theaters .....	4	(D)	(D)	(D)	BB
784	Video tape rental .....	4	(D)	(D)	(D)	BB
792	Theatrical producers (except motion picture), bands, orchestras, and entertainers .....	—	—	—	—	—
793	Bowling centers .....	2	(D)	(D)	(D)	BB
79 ex. 792, 3, 84	Commercial sports and other amusement and recreation services, including museums .....	17	9 515	2 118	429	183
<b>80</b>	<b>Health services</b> .....	<b>169</b>	<b>142 241</b>	<b>77 877</b>	<b>14 642</b>	<b>2 052</b>
801	Offices and clinics of doctors of medicine .....	90	84 292	52 704	9 171	804
802	Offices and clinics of dentists .....	36	18 622	8 689	1 777	300
803	Offices and clinics of doctors of osteopathy .....	2	(D)	(D)	(D)	AA
804	Offices and clinics of other health practitioners .....	19	5 296	2 269	431	99
805	Nursing and personal care facilities .....	5	22 701	10 288	2 493	649
806	Hospitals .....	—	—	—	—	—
807, 8, 9	Other health services .....	17	(D)	(D)	(D)	CC
<b>81</b>	<b>Legal services</b> .....	<b>52</b>	<b>21 869</b>	<b>7 549</b>	<b>1 392</b>	<b>274</b>
<b>823, 4, 9</b>	<b>Selected educational services</b> .....	<b>2</b>	<b>(D)</b>	<b>(D)</b>	<b>(D)</b>	<b>AA</b>
<b>83</b>	<b>Social services</b> .....	<b>32</b>	<b>2 795</b>	<b>1 167</b>	<b>279</b>	<b>153</b>
835	Child day care services .....	23	1 590	693	164	99
832, 3, 6, 9	Other social services .....	9	1 205	474	115	54
<b>87 ex. 8733</b>	<b>Engineering, accounting, research, management, and related services (except noncommercial research organizations)</b> .....	<b>44</b>	<b>17 394</b>	<b>8 192</b>	<b>1 812</b>	<b>346</b>
871	Engineering, architectural, and surveying services .....	18	(D)	(D)	(D)	CC
872	Accounting, auditing, and bookkeeping services .....	20	6 679	3 110	724	127
873 ex. 8733	Research, development, and testing services (except noncommercial research organizations) .....	2	(D)	(D)	(D)	AA
874	Management and public relations services .....	4	(D)	(D)	(D)	CC
<b>89</b>	<b>Services, n.e.c.</b> .....	<b>3</b>	<b>(D)</b>	<b>(D)</b>	<b>(D)</b>	<b>AA</b>

**Table 5. Summary Statistics for Firms Subject to Federal Income Tax for Places With 350 Establishments or More: 1992 — Con.**

[Includes only establishments with payroll. For meaning of abbreviations and symbols, see introductory text. For explanation of terms and comparability of 1987 and 1992 censuses, see appendix A. For information on geographic areas followed by ▲, see appendix F]

SIC code	Geographic area and kind of business or operation	Establishments (number)	Receipts (\$1,000)	Annual payroll (\$1,000)	First-quarter payroll (\$1,000)	Paid employees for pay period including March 12 (number)
	<b>GREENVILLE</b>					
	<b>Total</b> .....	<b>1 328</b>	<b>1 184 790</b>	<b>536 359</b>	<b>120 864</b>	<b>25 749</b>
<b>70 ex. 704</b>	<b>Hotels, rooming houses, camps, and other lodging places (except membership lodging)</b> .....	<b>24</b>	<b>(D)</b>	<b>(D)</b>	<b>(D)</b>	<b>FF</b>
7011	Hotels and motels .....	23	25 678	7 253	1 686	698
7011 pt.	Hotels .....	5	13 849	4 660	1 053	387
7011 pt.	Motels, motor hotels, and tourist courts .....	18	11 829	2 593	633	311
702, 3	Other lodging places .....	1	(D)	(D)	(D)	AA
<b>72</b>	<b>Personal services</b> .....	<b>149</b>	<b>45 733</b>	<b>16 993</b>	<b>4 810</b>	<b>1 445</b>
721	Laundry, cleaning, and garment services .....	54	23 486	8 568	2 329	671
7211	Power laundries, family and commercial* .....	1	(D)	(D)	(D)	AA
7213	Linen supply* .....	3	(D)	(D)	(D)	CC
7215	Coin-operated laundries and drycleaning .....	3	(D)	(D)	(D)	BB
7216	Drycleaning plants, except rug cleaning* .....	27	6 028	2 619	685	236
7217	Carpet and upholstery cleaning .....	6	723	276	108	26
7218	Industrial laundriers* .....	3	(D)	(D)	(D)	CC
7212, 9	Other laundry, cleaning, and garment services* .....	11	722	255	62	22
722	Photographic studios, portrait .....	11	2 978	772	167	71
723, 4	Beauty and barber shops .....	47	6 578	2 887	729	222
723	Beauty shops .....	41	5 882	2 582	659	201
724	Barber shops .....	6	696	305	70	21
725	Shoe repair shops and shoeshine parlors .....	4	(D)	(D)	(D)	AA
726	Funeral service and crematories .....	11	7 628	2 973	995	140
729	Miscellaneous personal services .....	22	(D)	(D)	(D)	EE
<b>73</b>	<b>Business services</b> .....	<b>287</b>	<b>274 175</b>	<b>156 142</b>	<b>37 700</b>	<b>13 085</b>
731	Advertising .....	26	26 386	11 518	2 860	281
732	Consumer credit reporting agencies, mercantile reporting agencies, and adjustment and collection agencies .....	5	3 813	1 048	266	44
733	Mailing, reproduction, commercial art and photography, and stenographic services .....	22	5 555	1 745	376	90
734	Services to dwellings and other buildings .....	49	85 724	54 744	13 668	4 763
735	Miscellaneous equipment rental and leasing .....	16	8 902	1 683	405	83
736	Personnel supply services .....	61	82 967	61 620	14 479	6 660
737	Computer programming, data processing, and other computer related services .....	39	35 613	13 968	3 247	382
7371, 2, 3	Computer programming, prepackaged software, and integrated systems .....	26	28 234	11 912	2 803	323
7374, 5, 6	Data processing services .....	2	(D)	(D)	(D)	AA
7377, 8, 9	Computer rental and leasing, maintenance, and related services, n.e.c. ....	11	(D)	(D)	(D)	BB
738	Miscellaneous business services .....	69	25 215	9 816	2 399	782
<b>75</b>	<b>Automotive repair, services, and parking</b> .....	<b>70</b>	<b>30 388</b>	<b>7 596</b>	<b>1 749</b>	<b>472</b>
751	Automotive rental and leasing, without drivers .....	6	6 526	705	180	40
752	Automobile parking .....	1	(D)	(D)	(D)	AA
753	Automotive repair shops .....	48	17 898	4 914	1 097	250
7532	Top, body, and upholstery repair shops and paint shops .....	12	5 837	1 571	354	81
7538	General automotive repair shops .....	22	7 751	2 041	447	106
7533, 4, 6, 7, 9	Other automotive repair shops .....	14	4 310	1 302	296	63
754	Automotive services, except repair .....	15	(D)	(D)	(D)	CC
<b>76</b>	<b>Miscellaneous repair services</b> .....	<b>39</b>	<b>11 398</b>	<b>3 461</b>	<b>774</b>	<b>189</b>
762	Electrical repair shops .....	8	4 434	1 179	253	60
7622	Radio and television repair shops .....	1	(D)	(D)	(D)	AA
7623, 9	Other electrical and electronic repair shops .....	7	(D)	(D)	(D)	BB
763	Watch, clock, and jewelry repair .....	2	(D)	(D)	(D)	AA
764	Reupholstery and furniture repair .....	8	886	310	65	17
769	Miscellaneous repair and related services .....	21	(D)	(D)	(D)	CC
<b>78, 79, 84</b>	<b>Amusement and recreation services, including motion pictures and museums</b> .....	<b>53</b>	<b>20 628</b>	<b>5 034</b>	<b>833</b>	<b>342</b>
781, 2	Motion picture production, distribution, and services .....	2	(D)	(D)	(D)	AA
783	Motion picture theaters .....	3	(D)	(D)	(D)	CC
784	Video tape rental .....	6	1 181	248	57	30
792	Theatrical producers (except motion picture), bands, orchestras, and entertainers .....	1	(D)	(D)	(D)	AA
793	Bowling centers .....	1	(D)	(D)	(D)	BB
79 ex. 792, 3, 84	Commercial sports and other amusement and recreation services, including museums .....	40	12 886	3 684	543	166
<b>80</b>	<b>Health services</b> .....	<b>268</b>	<b>178 516</b>	<b>98 551</b>	<b>18 829</b>	<b>2 411</b>
801	Offices and clinics of doctors of medicine .....	110	111 627	69 216	12 495	1 030
802	Offices and clinics of dentists .....	89	27 753	11 476	2 330	456
803	Offices and clinics of doctors of osteopathy .....	—	—	—	—	—
804	Offices and clinics of other health practitioners .....	43	13 995	5 218	1 152	176
805	Nursing and personal care facilities .....	4	5 366	3 159	717	215
806	Hospitals .....	1	(D)	(D)	(D)	BB
807, 8, 9	Other health services .....	21	(D)	(D)	(D)	EE
<b>81</b>	<b>Legal services</b> .....	<b>175</b>	<b>116 469</b>	<b>50 341</b>	<b>10 235</b>	<b>1 212</b>
<b>823, 4, 9</b>	<b>Selected educational services</b> .....	<b>13</b>	<b>4 801</b>	<b>1 816</b>	<b>497</b>	<b>115</b>

**Table 5. Summary Statistics for Firms Subject to Federal Income Tax for Places With 350 Establishments or More: 1992 — Con.**

[Includes only establishments with payroll. For meaning of abbreviations and symbols, see introductory text. For explanation of terms and comparability of 1987 and 1992 censuses, see appendix A. For information on geographic areas followed by ▲, see appendix F]

SIC code	Geographic area and kind of business or operation	Establishments (number)	Receipts (\$1,000)	Annual payroll (\$1,000)	First-quarter payroll (\$1,000)	Paid employees for pay period including March 12 (number)
<b>GREENVILLE—Con.</b>						
<b>83</b>	<b>Social services</b> .....	<b>25</b>	<b>6 468</b>	<b>2 495</b>	<b>588</b>	<b>274</b>
835	Child day care services .....	12	1 910	949	218	134
832, 3, 6, 9	Other social services .....	13	4 558	1 546	370	140
<b>87 ex. 8733</b>	<b>Engineering, accounting, research, management, and related services (except noncommercial research organizations)</b> .....	<b>215</b>	<b>463 764</b>	<b>183 186</b>	<b>42 312</b>	<b>5 400</b>
871	Engineering, architectural, and surveying services .....	92	284 165	100 598	23 024	2 108
872	Accounting, auditing, and bookkeeping services .....	61	36 028	13 730	3 215	514
873 ex. 8733	Research, development, and testing services (except noncommercial research organizations) .....	8	15 140	6 366	1 485	206
874	Management and public relations services .....	54	128 431	62 492	14 588	2 572
<b>89</b>	<b>Services, n.e.c.</b> .....	<b>10</b>	<b>(D)</b>	<b>(D)</b>	<b>(D)</b>	<b>CC</b>
<b>MYRTLE BEACH</b>						
	<b>Total</b> .....	<b>800</b>	<b>515 226</b>	<b>148 171</b>	<b>30 584</b>	<b>9 548</b>
<b>70 ex. 704</b>	<b>Hotels, rooming houses, camps, and other lodging places (except membership lodging)</b> .....	<b>223</b>	<b>237 237</b>	<b>53 808</b>	<b>9 903</b>	<b>4 674</b>
7011	Hotels and motels .....	218	216 414	51 536	9 526	4 561
7011 pt.	Hotels .....	37	115 289	28 840	5 421	2 509
7011 pt.	Motels, motor hotels, and tourist courts .....	181	101 125	22 696	4 105	2 052
702, 3	Other lodging places .....	5	20 823	2 272	377	113
<b>72</b>	<b>Personal services</b> .....	<b>61</b>	<b>10 421</b>	<b>3 488</b>	<b>860</b>	<b>300</b>
721	Laundry, cleaning, and garment services .....	10	3 678	1 134	267	96
7211	Power laundries, family and commercial* .....	—	—	—	—	—
7213	Linen supply* .....	1	(D)	(D)	(D)	AA
7215	Coin-operated laundries and drycleaning .....	2	(D)	(D)	(D)	AA
7216	Drycleaning plants, except rug cleaning* .....	4	1 476	570	134	55
7217	Carpet and upholstery cleaning .....	—	—	—	—	—
7218	Industrial laundries* .....	1	(D)	(D)	(D)	BB
7212, 9	Other laundry, cleaning, and garment services* .....	2	(D)	(D)	(D)	AA
722	Photographic studios, portrait .....	4	(D)	(D)	(D)	AA
723, 4	Beauty and barber shops .....	31	3 630	1 641	399	134
723	Beauty shops .....	29	(D)	(D)	(D)	CC
724	Barber shops .....	2	(D)	(D)	(D)	AA
725	Shoe repair shops and shoeshine parlors .....	1	(D)	(D)	(D)	AA
726	Funeral service and crematories .....	1	(D)	(D)	(D)	AA
729	Miscellaneous personal services .....	14	(D)	(D)	(D)	BB
<b>73</b>	<b>Business services</b> .....	<b>101</b>	<b>37 188</b>	<b>14 028</b>	<b>3 191</b>	<b>1 065</b>
731	Advertising .....	16	9 513	2 159	532	103
732	Consumer credit reporting agencies, mercantile reporting agencies, and adjustment and collection agencies .....	1	(D)	(D)	(D)	AA
733	Mailing, reproduction, commercial art and photography, and stenographic services .....	5	788	247	89	20
734	Services to dwellings and other buildings .....	25	6 349	2 982	641	233
735	Miscellaneous equipment rental and leasing .....	7	3 174	759	154	46
736	Personnel supply services .....	4	(D)	(D)	(D)	CC
737	Computer programming, data processing, and other computer related services .....	4	1 160	628	145	18
7371, 2, 3	Computer programming, prepackaged software, and integrated systems .....	2	(D)	(D)	(D)	AA
7374, 5, 6	Data processing services .....	—	—	—	—	—
7377, 8, 9	Computer rental and leasing, maintenance, and related services, n.e.c. .....	2	(D)	(D)	(D)	AA
738	Miscellaneous business services .....	39	13 280	5 303	1 175	445
<b>75</b>	<b>Automotive repair, services, and parking</b> .....	<b>56</b>	<b>14 405</b>	<b>3 102</b>	<b>722</b>	<b>206</b>
751	Automotive rental and leasing, without drivers .....	5	(D)	(D)	(D)	AA
752	Automobile parking .....	1	(D)	(D)	(D)	AA
753	Automotive repair shops .....	41	9 292	2 160	515	134
7532	Top, body, and upholstery repair shops and paint shops .....	14	3 107	703	163	43
7538	General automotive repair shops .....	20	4 101	1 047	256	64
7533, 4, 6, 7, 9	Other automotive repair shops .....	7	2 084	410	96	27
754	Automotive services, except repair .....	9	(D)	(D)	(D)	BB
<b>76</b>	<b>Miscellaneous repair services</b> .....	<b>28</b>	<b>9 673</b>	<b>2 774</b>	<b>627</b>	<b>144</b>
762	Electrical repair shops .....	13	5 182	1 489	354	69
7622	Radio and television repair shops .....	1	(D)	(D)	(D)	AA
7623, 9	Other electrical and electronic repair shops .....	12	(D)	(D)	(D)	BB
763	Watch, clock, and jewelry repair .....	—	—	—	—	—
764	Reupholstery and furniture repair .....	4	211	52	13	9
769	Miscellaneous repair and related services .....	11	4 280	1 233	260	66

**Table 5. Summary Statistics for Firms Subject to Federal Income Tax for Places With 350 Establishments or More: 1992 — Con.**

[Includes only establishments with payroll. For meaning of abbreviations and symbols, see introductory text. For explanation of terms and comparability of 1987 and 1992 censuses, see appendix A. For information on geographic areas followed by ▲, see appendix F]

SIC code	Geographic area and kind of business or operation	Establishments (number)	Receipts (\$1,000)	Annual payroll (\$1,000)	First-quarter payroll (\$1,000)	Paid employees for pay period including March 12 (number)
<b>MYRTLE BEACH—Con.</b>						
<b>78, 79, 84</b>	<b>Amusement and recreation services, including motion pictures and museums</b> .....	<b>88</b>	<b>55 692</b>	<b>11 904</b>	<b>2 251</b>	<b>921</b>
781, 2	Motion picture production, distribution, and services .....	3	(D)	(D)	(D)	AA
783	Motion picture theaters .....	3	(D)	(D)	(D)	BB
784	Video tape rental .....	7	1 219	174	42	17
792	Theatrical producers (except motion picture), bands, orchestras, and entertainers .....	3	(D)	(D)	(D)	AA
793	Bowling centers .....	2	(D)	(D)	(D)	BB
79 ex. 792, 3; 84	Commercial sports and other amusement and recreation services, including museums .....	70	49 813	10 574	2 012	803
<b>80</b>	<b>Health services</b> .....	<b>111</b>	<b>108 274</b>	<b>41 464</b>	<b>9 017</b>	<b>1 402</b>
801	Offices and clinics of doctors of medicine .....	57	34 086	18 082	3 576	338
802	Offices and clinics of dentists .....	19	7 697	3 712	718	125
803	Offices and clinics of doctors of osteopathy .....	2	(D)	(D)	(D)	AA
804	Offices and clinics of other health practitioners .....	18	(D)	(D)	(D)	BB
805	Nursing and personal care facilities .....	5	5 006	2 157	474	138
806	Hospitals .....	1	(D)	(D)	(D)	FF
807, 8, 9	Other health services .....	9	(D)	(D)	(D)	CC
<b>81</b>	<b>Legal services</b> .....	<b>53</b>	<b>19 219</b>	<b>8 778</b>	<b>1 952</b>	<b>273</b>
<b>823, 4, 9</b>	<b>Selected educational services</b> .....	<b>1</b>	<b>(D)</b>	<b>(D)</b>	<b>(D)</b>	<b>AA</b>
<b>83</b>	<b>Social services</b> .....	<b>10</b>	<b>(D)</b>	<b>(D)</b>	<b>(D)</b>	<b>BB</b>
835	Child day care services .....	8	(D)	(D)	(D)	BB
832, 3, 6, 9	Other social services .....	2	(D)	(D)	(D)	AA
<b>87 ex. 8733</b>	<b>Engineering, accounting, research, management, and related services (except noncommercial research organizations)</b> .....	<b>64</b>	<b>21 273</b>	<b>8 184</b>	<b>1 926</b>	<b>480</b>
871	Engineering, architectural, and surveying services .....	13	(D)	(D)	(D)	BB
872	Accounting, auditing, and bookkeeping services .....	34	7 077	3 183	673	115
873 ex. 87333	Research, development, and testing services (except noncommercial research organizations) .....	1	(D)	(D)	(D)	AA
874	Management and public relations services .....	16	10 573	3 500	890	310
<b>89</b>	<b>Services, n.e.c.</b> .....	<b>4</b>	<b>(D)</b>	<b>(D)</b>	<b>(D)</b>	<b>AA</b>
<b>NORTH CHARLESTON ▲</b>						
	<b>Total</b> .....	<b>402</b>	<b>288 770</b>	<b>99 126</b>	<b>22 235</b>	<b>5 801</b>
<b>70 ex. 704</b>	<b>Hotels, rooming houses, camps, and other lodging places (except membership lodging)</b> .....	<b>17</b>	<b>12 489</b>	<b>2 717</b>	<b>658</b>	<b>347</b>
7011	Hotels and motels .....	17	12 489	2 717	658	347
7011 pt.	Hotels .....	3	(D)	(D)	(D)	BB
7011 pt.	Motels, motor hotels, and tourist courts .....	14	(D)	(D)	(D)	EE
702, 3	Other lodging places .....	—	—	—	—	—
<b>72</b>	<b>Personal services</b> .....	<b>41</b>	<b>13 812</b>	<b>4 603</b>	<b>1 088</b>	<b>371</b>
721	Laundry, cleaning, and garment services .....	17	9 291	3 468	818	262
7211	Power laundries, family and commercial* .....	—	—	—	—	—
7213	Linen supply* .....	1	(D)	(D)	(D)	CC
7215	Coin-operated laundries and drycleaning .....	5	(D)	(D)	(D)	AA
7216	Drycleaning plants, except rug cleaning* .....	7	1 498	598	147	71
7217	Carpet and upholstery cleaning .....	1	(D)	(D)	(D)	AA
7218	Industrial launderers* .....	1	(D)	(D)	(D)	AA
7212, 9	Other laundry, cleaning, and garment services* .....	2	(D)	(D)	(D)	AA
722	Photographic studios, portrait .....	3	(D)	(D)	(D)	AA
723, 4	Beauty and barber shops .....	17	2 076	793	197	76
723	Beauty shops .....	15	(D)	(D)	(D)	BB
724	Barber shops .....	2	(D)	(D)	(D)	AA
725	Shoe repair shops and shoeshine parlors .....	—	—	—	—	—
726	Funeral service and crematories .....	3	(D)	(D)	(D)	AA
729	Miscellaneous personal services .....	1	(D)	(D)	(D)	AA
<b>73</b>	<b>Business services</b> .....	<b>68</b>	<b>34 543</b>	<b>12 821</b>	<b>2 705</b>	<b>964</b>
731	Advertising .....	4	(D)	(D)	(D)	BB
732	Consumer credit reporting agencies, mercantile reporting agencies, and adjustment and collection agencies .....	1	(D)	(D)	(D)	AA
733	Mailing, reproduction, commercial art and photography, and stenographic services .....	2	(D)	(D)	(D)	AA
734	Services to dwellings and other buildings .....	21	4 091	1 613	409	218
735	Miscellaneous equipment rental and leasing .....	7	5 583	1 544	365	70
736	Personnel supply services .....	9	5 405	3 455	571	233
737	Computer programming, data processing, and other computer related services .....	6	6 349	1 873	483	75
7371, 2, 3	Computer programming, prepackaged software, and integrated systems .....	2	(D)	(D)	(D)	AA
7374, 5, 6	Data processing services .....	3	(D)	(D)	(D)	BB
7377, 8, 9	Computer rental and leasing, maintenance, and related services, n.e.c. .....	1	(D)	(D)	(D)	AA
738	Miscellaneous business services .....	18	(D)	(D)	(D)	EE

**Table 5. Summary Statistics for Firms Subject to Federal Income Tax for Places With 350 Establishments or More: 1992 — Con.**

[Includes only establishments with payroll. For meaning of abbreviations and symbols, see introductory text. For explanation of terms and comparability of 1987 and 1992 censuses, see appendix A. For information on geographic areas followed by ▲, see appendix F]

SIC code	Geographic area and kind of business or operation	Establishments (number)	Receipts (\$1,000)	Annual payroll (\$1,000)	First-quarter payroll (\$1,000)	Paid employees for pay period including March 12 (number)
<b>NORTH CHARLESTON ▲—Con.</b>						
<b>75</b>	<b>Automotive repair, services, and parking</b> .....	<b>58</b>	<b>16 153</b>	<b>4 163</b>	<b>997</b>	<b>266</b>
751	Automotive rental and leasing, without drivers .....	4	4 233	924	286	64
752	Automobile parking .....	—	—	—	—	—
753	Automotive repair shops .....	45	10 454	2 735	627	167
7532	Top, body, and upholstery repair shops and paint shops .....	11	1 373	277	68	21
7538	General automotive repair shops .....	21	4 558	1 085	264	82
7533, 4, 6, 7, 9	Other automotive repair shops .....	13	4 523	1 373	295	64
754	Automotive services, except repair .....	9	1 466	504	84	35
<b>76</b>	<b>Miscellaneous repair services</b> .....	<b>30</b>	<b>25 052</b>	<b>8 980</b>	<b>2 026</b>	<b>391</b>
762	Electrical repair shops .....	7	8 416	3 209	818	142
7622	Radio and television repair shops .....	2	(D)	(D)	(D)	BB
7623, 9	Other electrical and electronic repair shops .....	5	(D)	(D)	(D)	CC
763	Watch, clock, and jewelry repair .....	2	(D)	(D)	(D)	AA
764	Reupholstery and furniture repair .....	1	(D)	(D)	(D)	AA
769	Miscellaneous repair and related services .....	20	(D)	(D)	(D)	CC
<b>78, 79, 84</b>	<b>Amusement and recreation services, including motion pictures and museums</b> .....	<b>20</b>	<b>8 413</b>	<b>1 612</b>	<b>349</b>	<b>167</b>
781, 2	Motion picture production, distribution, and services .....	—	—	—	—	—
783	Motion picture theaters .....	4	(D)	(D)	(D)	BB
784	Video tape rental .....	4	(D)	(D)	(D)	BB
792	Theatrical producers (except motion picture), bands, orchestras, and entertainers .....	—	—	—	—	—
793	Bowling centers .....	—	—	—	—	—
79 ex. 792, 3; 84	Commercial sports and other amusement and recreation services, including museums .....	12	3 733	557	113	53
<b>80</b>	<b>Health services</b> .....	<b>69</b>	<b>150 529</b>	<b>51 819</b>	<b>11 467</b>	<b>2 657</b>
801	Offices and clinics of doctors of medicine .....	25	8 713	3 804	838	134
802	Offices and clinics of dentists .....	20	6 447	2 506	565	104
803	Offices and clinics of doctors of osteopathy .....	—	—	—	—	—
804	Offices and clinics of other health practitioners .....	9	2 642	963	205	37
805	Nursing and personal care facilities .....	2	(D)	(D)	(D)	EE
806	Hospitals .....	3	(D)	(D)	(D)	GG
807, 8, 9	Other health services .....	10	(D)	(D)	(D)	CC
<b>81</b>	<b>Legal services</b> .....	<b>37</b>	<b>7 508</b>	<b>2 821</b>	<b>663</b>	<b>98</b>
<b>823, 4, 9</b>	<b>Selected educational services</b> .....	<b>3</b>	<b>(D)</b>	<b>(D)</b>	<b>(D)</b>	<b>AA</b>
<b>83</b>	<b>Social services</b> .....	<b>23</b>	<b>(D)</b>	<b>(D)</b>	<b>(D)</b>	<b>CC</b>
835	Child day care services .....	16	2 901	1 448	320	178
832, 3, 6, 9	Other social services .....	7	(D)	(D)	(D)	BB
<b>87 ex. 8733</b>	<b>Engineering, accounting, research, management, and related services (except noncommercial research organizations)</b> .....	<b>35</b>	<b>15 889</b>	<b>7 619</b>	<b>1 848</b>	<b>299</b>
871	Engineering, architectural, and surveying services .....	11	8 134	4 149	1 059	163
872	Accounting, auditing, and bookkeeping services .....	13	1 821	876	244	65
873 ex. 8733	Research, development, and testing services (except noncommercial research organizations) .....	5	3 426	1 375	356	55
874	Management and public relations services .....	6	2 508	1 219	189	16
<b>89</b>	<b>Services, n.e.c.</b> .....	<b>1</b>	<b>(D)</b>	<b>(D)</b>	<b>(D)</b>	<b>AA</b>
<b>ROCK HILL</b>						
	<b>Total</b> .....	<b>437</b>	<b>298 907</b>	<b>114 686</b>	<b>24 871</b>	<b>5 115</b>
<b>70 ex. 704</b>	<b>Hotels, rooming houses, camps, and other lodging places (except membership lodging)</b> .....	<b>10</b>	<b>10 288</b>	<b>2 150</b>	<b>460</b>	<b>250</b>
7011	Hotels and motels .....	10	10 288	2 150	460	250
7011 pt.	Hotels .....	3	(D)	(D)	(D)	CC
7011 pt.	Motels, motor hotels, and tourist courts .....	7	(D)	(D)	(D)	CC
702, 3	Other lodging places .....	—	—	—	—	—
<b>72</b>	<b>Personal services</b> .....	<b>52</b>	<b>9 414</b>	<b>2 877</b>	<b>819</b>	<b>337</b>
721	Laundry, cleaning, and garment services .....	21	3 310	1 140	289	125
7211	Power laundries, family and commercial* .....	—	—	—	—	—
7213	Linen supply* .....	—	—	—	—	—
7215	Coin-operated laundries and drycleaning .....	9	(D)	(D)	(D)	BB
7216	Drycleaning plants, except rug cleaning* .....	9	2 331	945	231	95
7217	Carpet and upholstery cleaning .....	3	(D)	(D)	(D)	AA
7218	Industrial launderers* .....	—	—	—	—	—
7212, 9	Other laundry, cleaning, and garment services* .....	—	—	—	—	—
722	Photographic studios, portrait .....	3	(D)	(D)	(D)	AA
723, 4	Beauty and barber shops .....	12	1 826	708	177	73
723	Beauty shops .....	12	1 826	708	177	73
724	Barber shops .....	—	—	—	—	—
725	Shoe repair shops and shoeshine parlors .....	1	(D)	(D)	(D)	AA
726	Funeral service and crematories .....	3	2 032	486	159	30
729	Miscellaneous personal services .....	12	(D)	(D)	(D)	BB

**Table 5. Summary Statistics for Firms Subject to Federal Income Tax for Places With 350 Establishments or More: 1992 — Con.**

[Includes only establishments with payroll. For meaning of abbreviations and symbols, see introductory text. For explanation of terms and comparability of 1987 and 1992 censuses, see appendix A. For information on geographic areas followed by ▲, see appendix F]

SIC code	Geographic area and kind of business or operation	Establishments (number)	Receipts (\$1,000)	Annual payroll (\$1,000)	First-quarter payroll (\$1,000)	Paid employees for pay period including March 12 (number)
<b>ROCK HILL — Con.</b>						
<b>73</b>	<b>Business services</b> .....	<b>61</b>	<b>38 583</b>	<b>16 265</b>	<b>3 424</b>	<b>811</b>
731	Advertising .....	2	(D)	(D)	(D)	AA
732	Consumer credit reporting agencies, mercantile reporting agencies, and adjustment and collection agencies .....	4	4 775	1 315	325	53
733	Mailing, reproduction, commercial art and photography, and stenographic services .....	6	537	166	15	6
734	Services to dwellings and other buildings .....	15	2 598	963	219	121
735	Miscellaneous equipment rental and leasing .....	9	(D)	(D)	(D)	BB
736	Personnel supply services .....	4	(D)	(D)	(D)	EE
737	Computer programming, data processing, and other computer related services .....	7	13 541	5 378	1 354	137
7371, 2, 3	Computer programming, prepackaged software, and integrated systems .....	4	(D)	(D)	(D)	BB
7374, 5, 6	Data processing services .....	1	(D)	(D)	(D)	BB
7377, 8, 9	Computer rental and leasing, maintenance, and related services, n.e.c. ....	2	(D)	(D)	(D)	BB
738	Miscellaneous business services .....	14	4 613	1 761	303	120
<b>75</b>	<b>Automotive repair, services, and parking</b> .....	<b>41</b>	<b>8 936</b>	<b>2 211</b>	<b>539</b>	<b>123</b>
751	Automotive rental and leasing, without drivers .....	3	(D)	(D)	(D)	AA
752	Automobile parking .....	—	—	—	—	—
753	Automotive repair shops .....	33	6 381	1 644	402	90
7532	Top, body, and upholstery repair shops and paint shops .....	10	1 982	542	134	30
7538	General automotive repair shops .....	16	3 130	699	179	40
7533, 4, 6, 7, 9	Other automotive repair shops .....	7	1 269	403	89	20
754	Automotive services, except repair .....	5	(D)	(D)	(D)	BB
<b>76</b>	<b>Miscellaneous repair services</b> .....	<b>20</b>	<b>8 059</b>	<b>2 849</b>	<b>625</b>	<b>117</b>
762	Electrical repair shops .....	6	1 655	444	81	17
7622	Radio and television repair shops .....	—	—	—	—	—
7623, 9	Other electrical and electronic repair shops .....	6	1 655	444	81	17
763	Watch, clock, and jewelry repair .....	—	—	—	—	—
764	Reupholstery and furniture repair .....	5	294	87	22	8
769	Miscellaneous repair and related services .....	9	6 110	2 318	522	92
<b>78, 79, 84</b>	<b>Amusement and recreation services, including motion pictures and museums</b> .....	<b>30</b>	<b>8 432</b>	<b>1 775</b>	<b>419</b>	<b>202</b>
781, 2	Motion picture production, distribution, and services .....	—	—	—	—	—
783	Motion picture theaters .....	1	(D)	(D)	(D)	AA
784	Video tape rental .....	7	(D)	(D)	(D)	BB
792	Theatrical producers (except motion picture), bands, orchestras, and entertainers .....	3	(D)	(D)	(D)	AA
793	Bowling centers .....	1	(D)	(D)	(D)	BB
79 ex. 792, 3, 84	Commercial sports and other amusement and recreation services, including museums .....	18	5 291	1 202	289	125
<b>80</b>	<b>Health services</b> .....	<b>117</b>	<b>185 865</b>	<b>74 385</b>	<b>15 765</b>	<b>2 701</b>
801	Offices and clinics of doctors of medicine .....	46	49 525	28 730	5 385	484
802	Offices and clinics of dentists .....	33	11 399	5 069	1 166	184
803	Offices and clinics of doctors of osteopathy .....	—	—	—	—	—
804	Offices and clinics of other health practitioners .....	25	(D)	(D)	(D)	BB
805	Nursing and personal care facilities .....	5	(D)	(D)	(D)	FF
806	Hospitals .....	1	(D)	(D)	(D)	GG
807, 8, 9	Other health services .....	7	(D)	(D)	(D)	CC
<b>81</b>	<b>Legal services</b> .....	<b>46</b>	<b>15 362</b>	<b>6 027</b>	<b>1 286</b>	<b>197</b>
<b>823, 4, 9</b>	<b>Selected educational services</b> .....	<b>5</b>	<b>(D)</b>	<b>(D)</b>	<b>(D)</b>	<b>BB</b>
<b>83</b>	<b>Social services</b> .....	<b>15</b>	<b>(D)</b>	<b>(D)</b>	<b>(D)</b>	<b>CC</b>
835	Child day care services .....	12	(D)	(D)	(D)	CC
832, 3, 6, 9	Other social services .....	3	(D)	(D)	(D)	AA
<b>87 ex. 8733</b>	<b>Engineering, accounting, research, management, and related services (except noncommercial research organizations)</b> .....	<b>39</b>	<b>10 270</b>	<b>4 532</b>	<b>1 102</b>	<b>220</b>
871	Engineering, architectural, and surveying services .....	15	4 585	2 377	542	88
872	Accounting, auditing, and bookkeeping services .....	19	4 406	1 859	484	108
873 ex. 8733	Research, development, and testing services (except noncommercial research organizations) .....	—	—	—	—	—
874	Management and public relations services .....	5	1 279	296	76	24
<b>89</b>	<b>Services, n.e.c.</b> .....	<b>1</b>	<b>(D)</b>	<b>(D)</b>	<b>(D)</b>	<b>AA</b>

**Table 5. Summary Statistics for Firms Subject to Federal Income Tax for Places With 350 Establishments or More: 1992 — Con.**

[Includes only establishments with payroll. For meaning of abbreviations and symbols, see introductory text. For explanation of terms and comparability of 1987 and 1992 censuses, see appendix A. For information on geographic areas followed by ▲, see appendix F]

SIC code	Geographic area and kind of business or operation	Establishments (number)	Receipts (\$1,000)	Annual payroll (\$1,000)	First-quarter payroll (\$1,000)	Paid employees for pay period including March 12 (number)
<b>SPARTANBURG</b>						
	<b>Total</b> .....	<b>643</b>	<b>377 314</b>	<b>157 127</b>	<b>34 847</b>	<b>8 519</b>
<b>70 ex. 704</b>	<b>Hotels, rooming houses, camps, and other lodging places (except membership lodging)</b> .....	<b>13</b>	<b>5 444</b>	<b>1 172</b>	<b>259</b>	<b>157</b>
7011	Hotels and motels .....	13	5 444	1 172	259	157
7011 pt.	Hotels .....	1	(D)	(D)	(D)	AA
7011 pt.	Motels, motor hotels, and tourist courts .....	12	(D)	(D)	(D)	CC
702, 3	Other lodging places .....	—	—	—	—	—
<b>72</b>	<b>Personal services</b> .....	<b>68</b>	<b>14 002</b>	<b>4 588</b>	<b>1 158</b>	<b>467</b>
721	Laundry, cleaning, and garment services .....	27	4 067	1 457	354	150
7211	Power laundries, family and commercial* .....	1	(D)	(D)	(D)	AA
7213	Linen supply* .....	—	—	—	—	—
7215	Coin-operated laundries and drycleaning .....	3	508	40	10	6
7216	Drycleaning plants, except rug cleaning* .....	14	2 786	1 186	285	119
7217	Carpet and upholstery cleaning .....	1	(D)	(D)	(D)	AA
7218	Industrial laundriers* .....	—	—	—	—	—
7212, 9	Other laundry, cleaning, and garment services* .....	8	(D)	(D)	(D)	AA
722	Photographic studios, portrait .....	4	866	255	46	20
723, 4	Beauty and barber shops .....	21	2 443	966	229	90
723	Beauty shops .....	21	2 443	966	229	90
724	Barber shops .....	—	—	—	—	—
725	Shoe repair shops and shoeshine parlors .....	—	—	—	—	—
726	Funeral service and crematories .....	5	4 883	1 134	263	62
729	Miscellaneous personal services .....	11	1 743	776	266	145
<b>73</b>	<b>Business services</b> .....	<b>101</b>	<b>83 813</b>	<b>44 412</b>	<b>10 069</b>	<b>4 106</b>
731	Advertising .....	5	(D)	(D)	(D)	AA
732	Consumer credit reporting agencies, mercantile reporting agencies, and adjustment and collection agencies .....	2	(D)	(D)	(D)	AA
733	Mailing, reproduction, commercial art and photography, and stenographic services .....	8	1 236	229	56	21
734	Services to dwellings and other buildings .....	18	5 032	2 470	603	505
735	Miscellaneous equipment rental and leasing .....	8	2 635	713	149	33
736	Personnel supply services .....	26	33 223	26 802	5 882	2 562
737	Computer programming, data processing, and other computer related services .....	12	(D)	(D)	(D)	CC
7371, 2, 3	Computer programming, prepackaged software, and integrated systems .....	6	(D)	(D)	(D)	CC
7374, 5, 6	Data processing services .....	3	(D)	(D)	(D)	BB
7377, 8, 9	Computer rental and leasing, maintenance, and related services, n.e.c. ....	3	(D)	(D)	(D)	AA
738	Miscellaneous business services .....	22	11 127	6 480	1 646	747
<b>75</b>	<b>Automotive repair, services, and parking</b> .....	<b>47</b>	<b>14 742</b>	<b>3 527</b>	<b>878</b>	<b>244</b>
751	Automotive rental and leasing, without drivers .....	9	4 816	766	193	39
752	Automobile parking .....	—	—	—	—	—
753	Automotive repair shops .....	31	7 384	1 994	502	134
7532	Top, body, and upholstery repair shops and paint shops .....	8	1 768	456	130	39
7538	General automotive repair shops .....	10	2 648	685	161	44
7533, 4, 6, 7, 9	Other automotive repair shops .....	13	2 968	853	211	51
754	Automotive services, except repair .....	7	2 542	767	183	71
<b>76</b>	<b>Miscellaneous repair services</b> .....	<b>25</b>	<b>9 501</b>	<b>2 036</b>	<b>490</b>	<b>111</b>
762	Electrical repair shops .....	5	1 467	427	90	27
7622	Radio and television repair shops .....	2	(D)	(D)	(D)	AA
7623, 9	Other electrical and electronic repair shops .....	3	(D)	(D)	(D)	BB
763	Watch, clock, and jewelry repair .....	1	(D)	(D)	(D)	AA
764	Reupholstery and furniture repair .....	3	181	57	10	6
769	Miscellaneous repair and related services .....	16	(D)	(D)	(D)	BB
<b>78, 79, 84</b>	<b>Amusement and recreation services, including motion pictures and museums</b> .....	<b>37</b>	<b>17 606</b>	<b>3 236</b>	<b>823</b>	<b>281</b>
781, 2	Motion picture production, distribution, and services .....	1	(D)	(D)	(D)	AA
783	Motion picture theaters .....	2	(D)	(D)	(D)	BB
784	Video tape rental .....	11	3 680	566	132	73
792	Theatrical producers (except motion picture), bands, orchestras, and entertainers .....	1	(D)	(D)	(D)	AA
793	Bowling centers .....	1	(D)	(D)	(D)	BB
79 ex. 792, 3, 84	Commercial sports and other amusement and recreation services, including museums .....	21	9 887	1 731	461	137
<b>80</b>	<b>Health services</b> .....	<b>176</b>	<b>133 738</b>	<b>63 727</b>	<b>13 682</b>	<b>2 058</b>
801	Offices and clinics of doctors of medicine .....	82	70 538	38 984	8 479	741
802	Offices and clinics of dentists .....	45	19 238	7 970	1 456	260
803	Offices and clinics of doctors of osteopathy .....	1	(D)	(D)	(D)	AA
804	Offices and clinics of other health practitioners .....	31	9 271	3 644	604	106
805	Nursing and personal care facilities .....	7	16 364	6 989	1 540	648
806	Hospitals .....	1	(D)	(D)	(D)	CC
807, 8, 9	Other health services .....	9	(D)	(D)	(D)	BB
<b>81</b>	<b>Legal services</b> .....	<b>98</b>	<b>41 271</b>	<b>17 228</b>	<b>3 559</b>	<b>451</b>
<b>823, 4, 9</b>	<b>Selected educational services</b> .....	<b>1</b>	<b>(D)</b>	<b>(D)</b>	<b>(D)</b>	<b>AA</b>

**Table 5. Summary Statistics for Firms Subject to Federal Income Tax for Places With 350 Establishments or More: 1992 — Con.**

[Includes only establishments with payroll. For meaning of abbreviations and symbols, see introductory text. For explanation of terms and comparability of 1987 and 1992 censuses, see appendix A. For information on geographic areas followed by ▲, see appendix F]

SIC code	Geographic area and kind of business or operation	Establishments (number)	Receipts (\$1,000)	Annual payroll (\$1,000)	First-quarter payroll (\$1,000)	Paid employees for pay period including March 12 (number)
	<b>SPARTANBURG—Con.</b>					
<b>83</b>	<b>Social services</b> .....	<b>17</b>	<b>(D)</b>	<b>(D)</b>	<b>(D)</b>	<b>CC</b>
835	Child day care services .....	10	2 133	906	200	96
832, 3, 6, 9	Other social services .....	7	(D)	(D)	(D)	BB
<b>87 ex. 8733</b>	<b>Engineering, accounting, research, management, and related services (except noncommercial research organizations)</b> .....	<b>57</b>	<b>53 048</b>	<b>15 567</b>	<b>3 564</b>	<b>490</b>
871	Engineering, architectural, and surveying services .....	21	(D)	(D)	(D)	EE
872	Accounting, auditing, and bookkeeping services .....	22	7 526	3 620	847	140
873 ex. 8733	Research, development, and testing services (except noncommercial research organizations) .....	2	(D)	(D)	(D)	AA
874	Management and public relations services .....	12	(D)	(D)	(D)	BB
<b>89</b>	<b>Services, n.e.c.</b> .....	<b>3</b>	<b>(D)</b>	<b>(D)</b>	<b>(D)</b>	<b>AA</b>

**Table 6. Summary Statistics for Firms Subject to Federal Income Tax for Counties With 350 Establishments or More: 1992**

[Includes only establishments with payroll. For meaning of abbreviations and symbols, see introductory text. For explanation of terms and comparability of 1987 and 1992 censuses, see appendix A. For information on geographic areas followed by ▲, see appendix F]

SIC code	Geographic area and kind of business or operation	Establishments (number)	Receipts (\$1,000)	Annual payroll (\$1,000)	First-quarter payroll (\$1,000)	Paid employees for pay period including March 12 (number)
	<b>AIKEN COUNTY</b>					
	<b>Total</b> .....	<b>612</b>	<b>688 969</b>	<b>366 645</b>	<b>86 280</b>	<b>12 107</b>
<b>70 ex. 704</b>	<b>Hotels, rooming houses, camps, and other lodging places (except membership lodging)</b> .....	<b>21</b>	<b>(D)</b>	<b>(D)</b>	<b>(D)</b>	<b>CC</b>
7011	Hotels and motels .....	20	(D)	(D)	(D)	CC
7011 pt.	Hotels .....	7	(D)	(D)	(D)	CC
7011 pt.	Motels, motor hotels, and tourist courts .....	13	(D)	(D)	(D)	BB
702, 3	Other lodging places .....	1	(D)	(D)	(D)	AA
<b>72</b>	<b>Personal services</b> .....	<b>75</b>	<b>(D)</b>	<b>(D)</b>	<b>(D)</b>	<b>EE</b>
721	Laundry, cleaning, and garment services .....	21	(D)	(D)	(D)	CC
7211	Power laundries, family and commercial* .....	1	(D)	(D)	(D)	AA
7213	Linen supply* .....	7	(D)	(D)	(D)	BB
7215	Coin-operated laundries and drycleaning .....	7	(D)	(D)	(D)	BB
7216	Drycleaning plants, except rug cleaning* .....	9	(D)	(D)	(D)	AA
7217	Carpet and upholstery cleaning .....	2	(D)	(D)	(D)	AA
7218	Industrial laundries* .....	—	(D)	(D)	(D)	AA
7212, 9	Other laundry, cleaning, and garment services* .....	2	(D)	(D)	(D)	AA
722	Photographic studios, portrait .....	5	658	141	32	17
723, 4	Beauty and barber shops .....	26	2 505	969	232	101
723	Beauty shops .....	25	(D)	(D)	(D)	BB
724	Barber shops .....	1	(D)	(D)	(D)	AA
725	Shoe repair shops and shoeshine parlors .....	1	(D)	(D)	(D)	AA
726	Funeral service and crematories .....	10	(D)	(D)	(D)	BB
729	Miscellaneous personal services .....	12	(D)	(D)	(D)	BB
<b>73</b>	<b>Business services</b> .....	<b>77</b>	<b>107 669</b>	<b>64 315</b>	<b>16 100</b>	<b>2 666</b>
731	Advertising .....	1	(D)	(D)	(D)	AA
732	Consumer credit reporting agencies, mercantile reporting agencies, and adjustment and collection agencies .....	2	(D)	(D)	(D)	BB
733	Mailing, reproduction, commercial art and photography, and stenographic services .....	4	517	61	24	4
734	Services to dwellings and other buildings .....	25	(D)	(D)	(D)	CC
735	Miscellaneous equipment rental and leasing .....	7	5 704	1 698	420	62
736	Personnel supply services .....	9	7 024	4 560	1 214	929
737	Computer programming, data processing, and other computer related services .....	12	(D)	(D)	(D)	CC
7371, 2, 3	Computer programming, prepackaged software, and integrated systems .....	8	(D)	(D)	(D)	CC
7374, 5, 6	Data processing services .....	2	(D)	(D)	(D)	BB
7377, 8, 9	Computer rental and leasing, maintenance, and related services, n.e.c. .....	2	(D)	(D)	(D)	AA
738	Miscellaneous business services .....	17	(D)	(D)	(D)	GG



**Table 6. Summary Statistics for Firms Subject to Federal Income Tax for Counties With 350 Establishments or More: 1992 — Con.**

[Includes only establishments with payroll. For meaning of abbreviations and symbols, see introductory text. For explanation of terms and comparability of 1987 and 1992 censuses, see appendix A. For information on geographic areas followed by ▲, see appendix F]

SIC code	Geographic area and kind of business or operation	Establishments (number)	Receipts (\$1,000)	Annual payroll (\$1,000)	First-quarter payroll (\$1,000)	Paid employees for pay period including March 12 (number)
<b>AIKEN COUNTY — Con.</b>						
<b>75</b>	<b>Automotive repair, services, and parking</b> .....	<b>61</b>	<b>(D)</b>	<b>(D)</b>	<b>(D)</b>	<b>CC</b>
751	Automotive rental and leasing, without drivers .....	2	(D)	(D)	(D)	AA
752	Automobile parking .....	—	—	—	—	—
753	Automotive repair shops .....	50	(D)	(D)	(D)	CC
7532	Top, body, and upholstery repair shops and paint shops .....	12	(D)	(D)	(D)	BB
7538	General automotive repair shops .....	28	5 362	1 625	329	86
7533, 4, 6, 7, 9	Other automotive repair shops .....	10	1 476	324	73	20
754	Automotive services, except repair .....	9	(D)	(D)	(D)	BB
<b>76</b>	<b>Miscellaneous repair services</b> .....	<b>25</b>	<b>(D)</b>	<b>(D)</b>	<b>(D)</b>	<b>CC</b>
762	Electrical repair shops .....	4	(D)	(D)	(D)	AA
7622	Radio and television repair shops .....	3	(D)	(D)	(D)	AA
7623, 9	Other electrical and electronic repair shops .....	1	(D)	(D)	(D)	AA
763	Watch, clock, and jewelry repair .....	—	—	—	—	—
764	Reupholstery and furniture repair .....	4	1 564	644	169	41
769	Miscellaneous repair and related services .....	17	(D)	(D)	(D)	CC
<b>78, 79, 84</b>	<b>Amusement and recreation services, including motion pictures and museums</b> .....	<b>59</b>	<b>(D)</b>	<b>(D)</b>	<b>(D)</b>	<b>FF</b>
781, 2	Motion picture production, distribution, and services .....	1	(D)	(D)	(D)	AA
783	Motion picture theaters .....	3	(D)	(D)	(D)	BB
784	Video tape rental .....	13	(D)	(D)	(D)	CC
792	Theatrical producers (except motion picture), bands, orchestras, and entertainers .....	—	—	—	—	—
793	Bowling centers .....	2	(D)	(D)	(D)	AA
79 ex. 792, 3; 84	Commercial sports and other amusement and recreation services, including museums .....	40	(D)	(D)	(D)	EE
<b>80</b>	<b>Health services</b> .....	<b>147</b>	<b>147 038</b>	<b>59 251</b>	<b>12 949</b>	<b>2 365</b>
801	Offices and clinics of doctors of medicine .....	62	35 241	20 046	4 092	421
802	Offices and clinics of dentists .....	40	14 115	5 428	1 164	230
803	Offices and clinics of doctors of osteopathy .....	—	—	—	—	—
804	Offices and clinics of other health practitioners .....	25	(D)	(D)	(D)	BB
805	Nursing and personal care facilities .....	8	(D)	(D)	(D)	FF
806	Hospitals .....	2	(D)	(D)	(D)	GG
807, 8, 9	Other health services .....	10	(D)	(D)	(D)	BB
<b>81</b>	<b>Legal services</b> .....	<b>40</b>	<b>(D)</b>	<b>(D)</b>	<b>(D)</b>	<b>CC</b>
<b>823, 4, 9</b>	<b>Selected educational services</b> .....	<b>2</b>	<b>(D)</b>	<b>(D)</b>	<b>(D)</b>	<b>BB</b>
<b>83</b>	<b>Social services</b> .....	<b>33</b>	<b>(D)</b>	<b>(D)</b>	<b>(D)</b>	<b>EE</b>
835	Child day care services .....	24	(D)	(D)	(D)	CC
832, 3, 6, 9	Other social services .....	9	(D)	(D)	(D)	BB
<b>87 ex. 8733</b>	<b>Engineering, accounting, research, management, and related services (except noncommercial research organizations)</b> .....	<b>62</b>	<b>(D)</b>	<b>(D)</b>	<b>(D)</b>	<b>HH</b>
871	Engineering, architectural, and surveying services .....	40	(D)	(D)	(D)	HH
872	Accounting, auditing, and bookkeeping services .....	13	(D)	(D)	(D)	BB
873 ex. 8733	Research, development, and testing services (except noncommercial research organizations) .....	1	(D)	(D)	(D)	BB
874	Management and public relations services .....	8	(D)	(D)	(D)	BB
<b>89</b>	<b>Services, n.e.c.</b> .....	<b>10</b>	<b>(D)</b>	<b>(D)</b>	<b>(D)</b>	<b>BB</b>
<b>ANDERSON COUNTY</b>						
	<b>Total</b> .....	<b>765</b>	<b>284 476</b>	<b>112 629</b>	<b>24 810</b>	<b>7 590</b>
<b>70 ex. 704</b>	<b>Hotels, rooming houses, camps, and other lodging places (except membership lodging)</b> .....	<b>20</b>	<b>(D)</b>	<b>(D)</b>	<b>(D)</b>	<b>CC</b>
7011	Hotels and motels .....	18	8 711	2 010	482	233
7011 pt.	Hotels .....	3	(D)	(D)	(D)	BB
7011 pt.	Motels, motor hotels, and tourist courts .....	15	(D)	(D)	(D)	CC
702, 3	Other lodging places .....	2	(D)	(D)	(D)	AA
<b>72</b>	<b>Personal services</b> .....	<b>78</b>	<b>13 577</b>	<b>4 342</b>	<b>1 153</b>	<b>439</b>
721	Laundry, cleaning, and garment services .....	21	3 927	1 677	397	139
7211	Power laundries, family and commercial* .....	1	(D)	(D)	(D)	AA
7213	Linen supply* .....	—	—	—	—	—
7215	Coin-operated laundries and drycleaning .....	4	(D)	(D)	(D)	AA
7216	Drycleaning plants, except rug cleaning* .....	11	2 939	1 486	362	118
7217	Carpet and upholstery cleaning .....	1	(D)	(D)	(D)	AA
7218	Industrial launderers* .....	—	—	—	—	—
7212, 9	Other laundry, cleaning, and garment services* .....	4	126	33	8	4
722	Photographic studios, portrait .....	6	1 392	320	80	35
723, 4	Beauty and barber shops .....	26	1 605	690	164	66
723	Beauty shops .....	23	1 415	583	138	60
724	Barber shops .....	3	190	107	26	6
725	Shoe repair shops and shoeshine parlors .....	3	(D)	(D)	(D)	AA
726	Funeral service and crematories .....	7	4 931	1 183	312	76
729	Miscellaneous personal services .....	15	(D)	(D)	(D)	CC

**Table 6. Summary Statistics for Firms Subject to Federal Income Tax for Counties With 350 Establishments or More: 1992 — Con.**

[Includes only establishments with payroll. For meaning of abbreviations and symbols, see introductory text. For explanation of terms and comparability of 1987 and 1992 censuses, see appendix A. For information on geographic areas followed by ▲, see appendix F]

SIC code	Geographic area and kind of business or operation	Establishments (number)	Receipts (\$1,000)	Annual payroll (\$1,000)	First-quarter payroll (\$1,000)	Paid employees for pay period including March 12 (number)
<b>ANDERSON COUNTY—Con.</b>						
<b>73</b>	<b>Business services</b> .....	<b>107</b>	<b>40 433</b>	<b>18 347</b>	<b>4 151</b>	<b>3 082</b>
731	Advertising .....	4	(D)	(D)	(D)	AA
732	Consumer credit reporting agencies, mercantile reporting agencies, and adjustment and collection agencies .....	3	(D)	(D)	(D)	BB
733	Mailing, reproduction, commercial art and photography, and stenographic services .....	5	(D)	(D)	(D)	AA
734	Services to dwellings and other buildings .....	48	8 820	3 438	806	377
735	Miscellaneous equipment rental and leasing .....	8	3 731	1 175	245	46
736	Personnel supply services .....	9	12 494	9 419	2 100	2 343
737	Computer programming, data processing, and other computer related services .....	5	(D)	(D)	(D)	AA
7371, 2, 3	Computer programming, prepackaged software, and integrated systems .....	2	(D)	(D)	(D)	AA
7374, 5, 6	Data processing services .....	1	(D)	(D)	(D)	AA
7377, 8, 9	Computer rental and leasing, maintenance, and related services, n.e.c. ....	2	(D)	(D)	(D)	AA
738	Miscellaneous business services .....	25	12 022	3 363	767	261
<b>75</b>	<b>Automotive repair, services, and parking</b> .....	<b>97</b>	<b>25 923</b>	<b>5 854</b>	<b>1 475</b>	<b>374</b>
751	Automotive rental and leasing, without drivers .....	7	(D)	(D)	(D)	BB
752	Automobile parking .....	1	(D)	(D)	(D)	AA
753	Automotive repair shops .....	79	17 977	4 491	1 078	273
7532	Top, body, and upholstery repair shops and paint shops .....	18	3 157	684	147	42
7538	General automotive repair shops .....	44	9 863	2 626	639	170
7533, 4, 6, 7, 9	Other automotive repair shops .....	17	4 957	1 181	292	61
754	Automotive services, except repair .....	10	(D)	(D)	(D)	BB
<b>76</b>	<b>Miscellaneous repair services</b> .....	<b>46</b>	<b>17 105</b>	<b>5 217</b>	<b>1 273</b>	<b>289</b>
762	Electrical repair shops .....	14	3 542	995	292	82
7622	Radio and television repair shops .....	4	(D)	(D)	(D)	AA
7623, 9	Other electrical and electronic repair shops .....	10	(D)	(D)	(D)	BB
763	Watch, clock, and jewelry repair .....	—	—	—	—	—
764	Reupholstery and furniture repair .....	2	(D)	(D)	(D)	AA
769	Miscellaneous repair and related services .....	30	(D)	(D)	(D)	CC
<b>78, 79, 84</b>	<b>Amusement and recreation services, including motion pictures and museums</b> .....	<b>59</b>	<b>18 204</b>	<b>3 440</b>	<b>775</b>	<b>409</b>
781, 2	Motion picture production, distribution, and services .....	2	(D)	(D)	(D)	AA
783	Motion picture theaters .....	6	(D)	(D)	(D)	BB
784	Video tape rental .....	16	3 145	555	130	91
792	Theatrical producers (except motion picture), bands, orchestras, and entertainers .....	—	—	—	—	—
793	Bowling centers .....	1	(D)	(D)	(D)	AA
79 ex. 792, 3, 84	Commercial sports and other amusement and recreation services, including museums .....	34	10 888	2 111	469	218
<b>80</b>	<b>Health services</b> .....	<b>193</b>	<b>119 824</b>	<b>59 219</b>	<b>12 196</b>	<b>1 912</b>
801	Offices and clinics of doctors of medicine .....	105	72 877	39 374	7 581	759
802	Offices and clinics of dentists .....	44	14 838	6 112	1 378	266
803	Offices and clinics of doctors of osteopathy .....	—	—	—	—	—
804	Offices and clinics of other health practitioners .....	25	(D)	(D)	(D)	CC
805	Nursing and personal care facilities .....	5	17 082	8 741	2 054	638
806	Hospitals .....	—	—	—	—	—
807, 8, 9	Other health services .....	14	(D)	(D)	(D)	CC
<b>81</b>	<b>Legal services</b> .....	<b>52</b>	<b>15 626</b>	<b>3 274</b>	<b>796</b>	<b>191</b>
<b>823, 4, 9</b>	<b>Selected educational services</b> .....	<b>3</b>	<b>(D)</b>	<b>(D)</b>	<b>(D)</b>	<b>BB</b>
<b>83</b>	<b>Social services</b> .....	<b>40</b>	<b>7 612</b>	<b>3 787</b>	<b>936</b>	<b>370</b>
835	Child day care services .....	27	2 324	998	232	128
832, 3, 6, 9	Other social services .....	13	5 288	2 789	704	242
<b>87 ex. 8733</b>	<b>Engineering, accounting, research, management, and related services (except noncommercial research organizations)</b> .....	<b>67</b>	<b>15 445</b>	<b>6 567</b>	<b>1 446</b>	<b>256</b>
871	Engineering, architectural, and surveying services .....	25	4 610	2 130	494	103
872	Accounting, auditing, and bookkeeping services .....	27	4 957	1 622	405	94
873 ex. 8733	Research, development, and testing services (except noncommercial research organizations) .....	5	(D)	(D)	(D)	BB
874	Management and public relations services .....	10	(D)	(D)	(D)	AA
<b>89</b>	<b>Services, n.e.c.</b> .....	<b>3</b>	<b>(D)</b>	<b>(D)</b>	<b>(D)</b>	<b>AA</b>

**Table 6. Summary Statistics for Firms Subject to Federal Income Tax for Counties With 350 Establishments or More: 1992 — Con.**

[Includes only establishments with payroll. For meaning of abbreviations and symbols, see introductory text. For explanation of terms and comparability of 1987 and 1992 censuses, see appendix A. For information on geographic areas followed by ▲, see appendix F]

SIC code	Geographic area and kind of business or operation	Establishments (number)	Receipts (\$1,000)	Annual payroll (\$1,000)	First-quarter payroll (\$1,000)	Paid employees for pay period including March 12 (number)
<b>BEAUFORT COUNTY</b>						
	<b>Total</b> .....	<b>889</b>	<b>416 380</b>	<b>145 325</b>	<b>31 241</b>	<b>8 114</b>
<b>70 ex. 704</b>	<b>Hotels, rooming houses, camps, and other lodging places (except membership lodging)</b> .....	<b>42</b>	<b>(D)</b>	<b>(D)</b>	<b>(D)</b>	<b>HH</b>
7011	Hotels and motels .....	40	125 043	33 672	7 356	2 525
7011 pt.	Hotels .....	18	113 104	30 951	6 767	2 252
7011 pt.	Motels, motor hotels, and tourist courts .....	22	11 939	2 721	589	273
702, 3	Other lodging places .....	2	(D)	(D)	(D)	AA
<b>72</b>	<b>Personal services</b> .....	<b>104</b>	<b>22 785</b>	<b>9 127</b>	<b>2 025</b>	<b>636</b>
721	Laundry, cleaning, and garment services .....	37	11 775	5 117	1 059	350
7211	Power laundries, family and commercial* .....	1	(D)	(D)	(D)	AA
7213	Linen supply* .....	1	(D)	(D)	(D)	CC
7215	Coin-operated laundries and drycleaning .....	4	617	147	25	7
7216	Drycleaning plants, except rug cleaning* .....	11	2 421	1 091	224	110
7217	Carpet and upholstery cleaning .....	8	936	287	70	21
7218	Industrial laundriers* .....	—	—	—	—	—
7212, 9	Other laundry, cleaning, and garment services* .....	12	(D)	(D)	(D)	BB
722	Photographic studios, portrait .....	6	1 158	173	39	15
723, 4	Beauty and barber shops .....	45	5 708	2 590	590	168
723	Beauty shops .....	41	4 826	2 084	459	145
724	Barber shops .....	4	882	506	131	23
725	Shoe repair shops and shoeshine parlors .....	2	(D)	(D)	(D)	AA
726	Funeral service and crematories .....	3	850	198	45	9
729	Miscellaneous personal services .....	11	(D)	(D)	(D)	BB
<b>73</b>	<b>Business services</b> .....	<b>190</b>	<b>43 134</b>	<b>13 912</b>	<b>3 147</b>	<b>1 154</b>
731	Advertising .....	15	6 285	1 837	480	66
732	Consumer credit reporting agencies, mercantile reporting agencies, and adjustment and collection agencies .....	—	—	—	—	—
733	Mailing, reproduction, commercial art and photography, and stenographic services .....	22	4 366	887	202	43
734	Services to dwellings and other buildings .....	61	13 209	5 363	1 117	433
735	Miscellaneous equipment rental and leasing .....	11	3 542	808	200	49
736	Personnel supply services .....	9	1 676	1 062	244	271
737	Computer programming, data processing, and other computer related services .....	12	1 202	350	79	17
7371, 2, 3	Computer programming, prepackaged software, and integrated systems .....	7	763	173	36	9
7374, 5, 6	Data processing services .....	1	(D)	(D)	(D)	AA
7377, 8, 9	Computer rental and leasing, maintenance, and related services, n.e.c. ....	4	(D)	(D)	(D)	AA
738	Miscellaneous business services .....	60	12 854	3 605	825	275
<b>75</b>	<b>Automotive repair, services, and parking</b> .....	<b>62</b>	<b>16 999</b>	<b>3 776</b>	<b>858</b>	<b>257</b>
751	Automotive rental and leasing, without drivers .....	7	2 345	378	82	29
752	Automobile parking .....	1	(D)	(D)	(D)	AA
753	Automotive repair shops .....	46	12 773	2 874	647	163
7532	Top, body, and upholstery repair shops and paint shops .....	12	2 197	487	122	29
7538	General automotive repair shops .....	27	9 058	2 074	465	117
7533, 4, 6, 7, 9	Other automotive repair shops .....	7	1 518	313	60	17
754	Automotive services, except repair .....	8	(D)	(D)	(D)	BB
<b>76</b>	<b>Miscellaneous repair services</b> .....	<b>18</b>	<b>3 429</b>	<b>784</b>	<b>167</b>	<b>47</b>
762	Electrical repair shops .....	8	1 493	343	82	19
7622	Radio and television repair shops .....	2	(D)	(D)	(D)	AA
7623, 9	Other electrical and electronic repair shops .....	6	(D)	(D)	(D)	AA
763	Watch, clock, and jewelry repair .....	—	—	—	—	—
764	Reupholstery and furniture repair .....	5	1 484	352	72	23
769	Miscellaneous repair and related services .....	5	452	89	13	5
<b>78, 79, 84</b>	<b>Amusement and recreation services, including motion pictures and museums</b> .....	<b>92</b>	<b>56 937</b>	<b>18 096</b>	<b>3 671</b>	<b>1 034</b>
781, 2	Motion picture production, distribution, and services .....	2	(D)	(D)	(D)	AA
783	Motion picture theaters .....	6	3 087	536	127	52
784	Video tape rental .....	9	2 425	479	114	55
792	Theatrical producers (except motion picture), bands, orchestras, and entertainers .....	4	(D)	(D)	(D)	BB
793	Bowling centers .....	2	(D)	(D)	(D)	BB
79 ex. 792, 3, 84	Commercial sports and other amusement and recreation services, including museums .....	69	46 254	15 328	3 034	848
<b>80</b>	<b>Health services</b> .....	<b>152</b>	<b>62 381</b>	<b>23 810</b>	<b>5 036</b>	<b>933</b>
801	Offices and clinics of doctors of medicine .....	77	31 918	13 987	2 747	316
802	Offices and clinics of dentists .....	36	12 639	3 362	749	170
803	Offices and clinics of doctors of osteopathy .....	—	—	—	—	—
804	Offices and clinics of other health practitioners .....	23	3 715	1 334	305	60
805	Nursing and personal care facilities .....	4	(D)	(D)	(D)	CC
806	Hospitals .....	—	—	—	—	—
807, 8, 9	Other health services .....	12	(D)	(D)	(D)	CC
<b>81</b>	<b>Legal services</b> .....	<b>74</b>	<b>30 085</b>	<b>13 761</b>	<b>2 843</b>	<b>378</b>
<b>823, 4, 9</b>	<b>Selected educational services</b> .....	<b>3</b>	<b>(D)</b>	<b>(D)</b>	<b>(D)</b>	<b>AA</b>

**Table 6. Summary Statistics for Firms Subject to Federal Income Tax for Counties With 350 Establishments or More: 1992 — Con.**

[Includes only establishments with payroll. For meaning of abbreviations and symbols, see introductory text. For explanation of terms and comparability of 1987 and 1992 censuses, see appendix A. For information on geographic areas followed by ▲, see appendix F]

SIC code	Geographic area and kind of business or operation	Establishments (number)	Receipts (\$1,000)	Annual payroll (\$1,000)	First-quarter payroll (\$1,000)	Paid employees for pay period including March 12 (number)
<b>BEAUFORT COUNTY—Con.</b>						
<b>83</b>	<b>Social services .....</b>	<b>28</b>	<b>4 846</b>	<b>2 099</b>	<b>268</b>	<b>120</b>
835	Child day care services .....	24	(D)	(D)	(D)	CC
832, 3, 6, 9	Other social services .....	4	(D)	(D)	(D)	AA
<b>87 ex. 8733</b>	<b>Engineering, accounting, research, management, and related services (except noncommercial research organizations) .....</b>	<b>120</b>	<b>49 767</b>	<b>26 039</b>	<b>5 811</b>	<b>1 000</b>
871	Engineering, architectural, and surveying services .....	38	13 832	5 919	1 306	195
872	Accounting, auditing, and bookkeeping services .....	32	7 642	3 431	775	167
873 ex. 8733	Research, development, and testing services (except noncommercial research organizations) .....	5	1 497	526	132	17
874	Management and public relations services .....	45	26 796	16 163	3 598	621
<b>89</b>	<b>Services, n.e.c. ....</b>	<b>4</b>	<b>(D)</b>	<b>(D)</b>	<b>(D)</b>	<b>AA</b>
<b>CHARLESTON COUNTY</b>						
	<b>Total .....</b>	<b>2 804</b>	<b>1 626 344</b>	<b>597 509</b>	<b>131 837</b>	<b>31 445</b>
<b>70 ex. 704</b>	<b>Hotels, rooming houses, camps, and other lodging places (except membership lodging) .....</b>	<b>101</b>	<b>(D)</b>	<b>(D)</b>	<b>(D)</b>	<b>HH</b>
7011	Hotels and motels .....	93	154 924	39 273	8 549	3 536
7011 pt.	Hotels .....	37	111 679	28 486	6 200	2 293
7011 pt.	Hotels, 25 guestrooms or more .....	20	(D)	(D)	(D)	GG
7011 pt.	Hotels, less than 25 guestrooms .....	17	(D)	(D)	(D)	BB
7011 pt.	Motels, motor hotels, and tourist courts .....	56	43 245	10 787	2 349	1 243
7011 pt.	Motels, tourist courts .....	47	29 891	7 176	1 540	835
7011 pt.	Motor hotels .....	9	13 354	3 611	809	408
702, 3	Other lodging places .....	8	(D)	(D)	(D)	BB
702	Rooming and boarding houses .....	2	(D)	(D)	(D)	AA
703	Camps and recreational vehicle parks .....	6	938	217	45	21
<b>72</b>	<b>Personal services .....</b>	<b>288</b>	<b>58 676</b>	<b>22 730</b>	<b>5 612</b>	<b>2 041</b>
721	Laundry, cleaning, and garment services .....	96	24 199	9 022	2 144	779
7211	Power laundries, family and commercial* .....	2	(D)	(D)	(D)	AA
7213	Linen supply* .....	1	(D)	(D)	(D)	CC
7215	Coin-operated laundries and drycleaning .....	34	3 604	832	226	115
7216	Drycleaning plants, except rug cleaning* .....	32	6 956	3 105	718	298
7217	Carpet and upholstery cleaning .....	12	(D)	(D)	(D)	CC
7218	Industrial launderers* .....	2	(D)	(D)	(D)	BB
7212, 9	Other laundry, cleaning, and garment services* .....	13	(D)	(D)	(D)	BB
7212	Garment pressing, and agents for laundries and drycleaners .....	5	(D)	(D)	(D)	AA
7219	Laundry and garment services, n.e.c.* .....	8	501	101	22	13
722	Photographic studios, portrait .....	14	(D)	(D)	(D)	BB
723, 4	Beauty and barber shops .....	129	16 965	7 867	1 861	656
723	Beauty shops .....	125	16 507	7 592	1 800	642
724	Barber shops .....	4	458	275	61	14
725	Shoe repair shops and shoeshine parlors .....	5	(D)	(D)	(D)	AA
726	Funeral service and crematories .....	13	7 750	2 769	664	123
729	Miscellaneous personal services .....	31	5 908	2 133	735	399
7291	Tax return preparation services .....	14	(D)	(D)	(D)	CC
7299	Miscellaneous personal services, n.e.c. ....	17	(D)	(D)	(D)	CC
<b>73</b>	<b>Business services .....</b>	<b>435</b>	<b>250 331</b>	<b>101 178</b>	<b>22 833</b>	<b>8 176</b>
731	Advertising .....	25	17 110	4 403	996	352
7311	Advertising agencies .....	16	5 298	2 150	541	65
7312	Outdoor advertising services .....	5	(D)	(D)	(D)	BB
7313	Radio, television, publishers' advertising representatives .....	1	(D)	(D)	(D)	AA
7319	Advertising, n.e.c. ....	3	(D)	(D)	(D)	EE
732	Consumer credit reporting agencies, mercantile reporting agencies, and adjustment and collection agencies .....	9	(D)	(D)	(D)	BB
7322	Adjustment and collection services .....	7	4 244	1 128	206	83
7323	Credit reporting services .....	2	(D)	(D)	(D)	AA
733	Mailing, reproduction, commercial art and photography, and stenographic services .....	32	(D)	(D)	(D)	CC
7331	Direct mail advertising services .....	3	1 186	229	60	11
7334	Photocopying and duplicating services .....	9	(D)	(D)	(D)	BB
7335, 6	Commercial photography, art, and graphics .....	9	2 074	572	111	41
7335	Commercial photography .....	3	572	135	27	9
7336	Commercial art and graphic design .....	6	1 502	437	84	32
7338	Secretarial and court reporting services .....	11	1 840	764	137	32
734	Services to dwellings and other buildings .....	112	34 265	16 329	3 965	1 941
7342	Disinfecting and pest control services .....	35	10 864	4 130	962	219
7349	Building cleaning and maintenance services, n.e.c. ....	77	23 401	12 199	3 003	1 722
735	Miscellaneous equipment rental and leasing .....	42	26 975	6 556	1 527	300
7352	Medical equipment rental and leasing .....	3	(D)	(D)	(D)	BB
7353	Heavy construction equipment rental and leasing .....	5	(D)	(D)	(D)	BB
7359	Equipment rental and leasing, n.e.c. ....	34	(D)	(D)	(D)	CC
736	Personnel supply services .....	57	(D)	(D)	(D)	HH
7361	Employment agencies .....	24	(D)	(D)	(D)	EE
7363	Help supply services .....	33	(D)	(D)	(D)	HH
7363 pt.	Temporary help supply .....	29	33 423	22 604	5 010	3 011
7363 pt.	Help supply, except temporary .....	4	(D)	(D)	(D)	EE

**Table 6. Summary Statistics for Firms Subject to Federal Income Tax for Counties With 350 Establishments or More: 1992 — Con.**

[Includes only establishments with payroll. For meaning of abbreviations and symbols, see introductory text. For explanation of terms and comparability of 1987 and 1992 censuses, see appendix A. For information on geographic areas followed by ▲, see appendix F]

SIC code	Geographic area and kind of business or operation	Establishments (number)	Receipts (\$1,000)	Annual payroll (\$1,000)	First-quarter payroll (\$1,000)	Paid employees for pay period including March 12 (number)
<b>CHARLESTON COUNTY—Con.</b>						
<b>73</b>	<b>Business services—Con.</b>					
737	Computer programming, data processing, and other computer related services -----	45	61 104	23 897	5 645	603
7371, 2, 3	Computer programming, prepackaged software, and integrated systems -----	24	24 773	7 959	1 733	222
7371	Computer programming services -----	16	(D)	(D)	(D)	CC
7372	Prepackaged software -----	3	3 294	403	46	10
7373	Computer integrated systems -----	5	(D)	(D)	(D)	CC
7374, 5, 6	Data processing services -----	10	(D)	(D)	(D)	CC
7374, 5	Computer processing, information retrieval -----	9	(D)	(D)	(D)	CC
7376	Computer facilities management services -----	1	(D)	(D)	(D)	BB
7377, 8, 9	Computer rental and leasing, maintenance, and related services, n.e.c. -----	11	(D)	(D)	(D)	CC
7377	Computer rental and leasing -----	—	(D)	(D)	(D)	—
7378	Computer maintenance and repair -----	6	(D)	(D)	(D)	CC
7379	Computer related services, n.e.c. -----	5	(D)	(D)	(D)	AA
738	Miscellaneous business services -----	113	(D)	(D)	(D)	GG
7381, 2	Detective agencies and protective services -----	31	17 476	8 944	2 103	740
7381	Detective, guard, and armored car services -----	23	(D)	(D)	(D)	FF
7382	Security systems services -----	8	(D)	(D)	(D)	CC
7383	News syndicates -----	—	(D)	(D)	(D)	—
7384	Photofinishing laboratories* -----	15	3 548	1 178	339	79
7389	Business services, n.e.c. -----	67	(D)	(D)	(D)	EE
7389 pt.	Sign painting shops -----	6	(D)	(D)	(D)	BB
7389 pt.	Interior designing -----	9	(D)	(D)	(D)	AA
7389 pt.	Telephone answering services -----	4	777	408	89	34
7389 pt.	Other business services -----	48	(D)	(D)	(D)	EE
<b>75</b>	<b>Automotive repair, services, and parking -----</b>	<b>233</b>	<b>115 829</b>	<b>26 906</b>	<b>6 262</b>	<b>1 640</b>
751	Automotive rental and leasing, without drivers -----	21	(D)	(D)	(D)	FF
7513	Truck rental and leasing, without drivers -----	7	(D)	(D)	(D)	BB
7514, 5	Passenger car rental and leasing -----	14	(D)	(D)	(D)	EE
7514	Passenger car rental -----	14	(D)	(D)	(D)	EE
7515	Passenger car leasing -----	—	(D)	(D)	(D)	—
7519	Utility trailer and recreational vehicle rental -----	—	(D)	(D)	(D)	—
752	Automobile parking -----	4	(D)	(D)	(D)	AA
753	Automotive repair shops -----	182	51 837	15 037	3 437	781
7532	Top, body, and upholstery repair shops and paint shops -----	53	13 565	4 100	954	219
7532 pt.	Top and body repair shops -----	44	(D)	(D)	(D)	CC
7532 pt.	Paint shops -----	9	(D)	(D)	(D)	BB
7538	General automotive repair shops -----	86	24 399	7 353	1 710	390
7538 pt.	General automotive repair shops, except diesel -----	77	(D)	(D)	(D)	EE
7538 pt.	Diesel repair shops -----	9	(D)	(D)	(D)	BB
7533, 4, 6, 7, 9	Other automotive repair shops -----	43	13 873	3 584	773	172
7533	Automotive exhaust system repair shops -----	9	(D)	(D)	(D)	BB
7534	Tire retreading and repair shops -----	5	3 157	755	148	35
7536	Automotive glass replacement shops -----	7	(D)	(D)	(D)	BB
7537	Automotive transmission repair shops -----	10	(D)	(D)	(D)	BB
7539	Automotive repair shops, n.e.c. -----	12	(D)	(D)	(D)	BB
7539 pt.	Radiator repair -----	6	(D)	(D)	(D)	AA
7539 pt.	Brake, front end, and wheel alignment -----	4	402	125	29	7
7539 pt.	Automotive electrical and fuel system services -----	1	(D)	(D)	(D)	AA
7539 pt.	Other automotive repair shops, n.e.c. -----	1	(D)	(D)	(D)	AA
754	Automotive services, except repair -----	26	(D)	(D)	(D)	EE
7542	Carwashes -----	9	(D)	(D)	(D)	CC
7549	Automotive services, except repair and carwashes -----	17	5 241	1 682	401	122
<b>76</b>	<b>Miscellaneous repair services -----</b>	<b>132</b>	<b>58 056</b>	<b>21 521</b>	<b>5 151</b>	<b>1 022</b>
762	Electrical repair shops -----	34	17 643	6 902	1 736	355
7622	Radio and television repair shops -----	12	5 021	1 418	383	85
7623, 9	Other electrical and electronic repair shops -----	22	12 622	5 484	1 353	270
7623	Refrigeration and air-conditioning service and repair shops -----	3	674	77	14	6
7629	Electrical and electronic repair shops, n.e.c. -----	19	11 948	5 407	1 339	264
763	Watch, clock, and jewelry repair -----	4	(D)	(D)	(D)	AA
764	Reupholstery and furniture repair -----	18	(D)	(D)	(D)	BB
769	Miscellaneous repair and related services -----	76	38 080	13 956	3 241	596
7692	Welding repair -----	4	(D)	(D)	(D)	BB
7694	Armature rewinding shops -----	9	(D)	(D)	(D)	BB
7699	Repair shops and related services, n.e.c. -----	63	(D)	(D)	(D)	FF
<b>78, 79, 84</b>	<b>Amusement and recreation services, including motion pictures and museums -----</b>	<b>145</b>	<b>66 662</b>	<b>14 648</b>	<b>3 324</b>	<b>1 427</b>
781, 2	Motion picture production, distribution, and services -----	5	2 150	565	147	25
783	Motion picture theaters -----	11	(D)	(D)	(D)	CC
7832	Motion picture theaters, except drive-in -----	11	(D)	(D)	(D)	CC
7833	Drive-in motion picture theaters -----	—	(D)	(D)	(D)	—
784	Video tape rental -----	28	8 085	1 670	379	202
792	Theatrical producers (except motion picture), bands, orchestras, and entertainers -----	4	353	98	41	23
7922	Theatrical producers (except motion picture) and miscellaneous theatrical services -----	1	(D)	(D)	(D)	AA
7929	Bands, orchestras, actors, and other entertainers and entertainment groups -----	3	(D)	(D)	(D)	AA
793	Bowling centers -----	4	(D)	(D)	(D)	BB

**Table 6. Summary Statistics for Firms Subject to Federal Income Tax for Counties With 350 Establishments or More: 1992 — Con.**

[Includes only establishments with payroll. For meaning of abbreviations and symbols, see introductory text. For explanation of terms and comparability of 1987 and 1992 censuses, see appendix A. For information on geographic areas followed by ▲, see appendix F]

SIC code	Geographic area and kind of business or operation	Establishments (number)	Receipts (\$1,000)	Annual payroll (\$1,000)	First-quarter payroll (\$1,000)	Paid employees for pay period including March 12 (number)
<b>CHARLESTON COUNTY—Con.</b>						
<b>78, 79, 84</b>	<b>Amusement and recreation services, including motion pictures and museums—Con.</b>					
79 ex. 792, 3; 84	Commercial sports and other amusement and recreation services, including museums .....	93	44 492	10 298	2 284	913
794	Commercial sports .....	3	(D)	(D)	(D)	BB
7941	Professional sports clubs, managers, promoters .....	1	(D)	(D)	(D)	BB
7948	Racing, including track operation .....	2	(D)	(D)	(D)	AA
79 ex. 792, 3, 4; 84	Other amusement and recreation services, including museums .....	90	(D)	(D)	(D)	FF
791	Dance studios, schools, and halls .....	7	(D)	(D)	(D)	BB
7991	Physical fitness facilities .....	14	(D)	(D)	(D)	CC
7992	Public golf courses .....	4	(D)	(D)	(D)	BB
7993	Coin-operated amusement devices .....	16	(D)	(D)	(D)	CC
7996	Amusement parks .....	—	—	—	—	—
7997	Membership sports and recreation clubs .....	7	5 821	1 690	373	154
7999, 84	Amusement and recreation services, including museums, n.e.c. ..	42	11 566	3 035	627	289
7999 pt.	Concession operators of amusement devices and rides .....	1	(D)	(D)	(D)	AA
7999 pt., 84	Carnivals, circuses, and fairs .....	—	—	—	—	—
	Other recreation and amusements, including museums .....	41	(D)	(D)	(D)	EE
<b>80</b>	<b>Health services .....</b>	<b>674</b>	<b>538 465</b>	<b>213 609</b>	<b>46 859</b>	<b>7 851</b>
801	Offices and clinics of doctors of medicine .....	358	267 780	122 518	26 408	2 870
8011 pt.	Offices of doctors of medicine .....	347	(D)	(D)	(D)	HH
8011 pt.	General medical clinics .....	11	(D)	(D)	(D)	CC
802	Offices and clinics of dentists .....	150	44 962	16 153	3 706	819
803	Offices and clinics of doctors of osteopathy .....	2	(D)	(D)	(D)	AA
804	Offices and clinics of other health practitioners .....	99	22 593	7 942	1 603	341
8041	Offices and clinics of chiropractors .....	39	8 931	3 238	488	84
8042	Offices and clinics of optometrists .....	21	4 693	1 297	302	84
8043	Offices and clinics of podiatrists .....	3	(D)	(D)	(D)	AA
8049	Offices and clinics of health practitioners, n.e.c. .....	36	(D)	(D)	(D)	CC
805	Nursing and personal care facilities .....	11	24 176	10 477	2 540	1 049
8051	Skilled nursing care facilities .....	9	(D)	(D)	(D)	GG
8052	Intermediate care facilities .....	—	—	—	—	—
8059	Nursing and personal care facilities, n.e.c. .....	2	(D)	(D)	(D)	BB
806	Hospitals .....	5	147 981	45 741	10 560	2 274
8062	General medical and surgical hospitals .....	2	(D)	(D)	(D)	GG
8063, 9	Specialty hospitals .....	3	(D)	(D)	(D)	CC
807, 8, 9	Other health services .....	49	(D)	(D)	(D)	EE
807	Medical and dental laboratories .....	17	9 096	1 977	431	71
8071	Medical laboratories .....	8	7 404	1 244	271	39
8072	Dental laboratories .....	9	1 692	733	160	32
808	Home health care services .....	9	7 886	3 929	594	220
809	Miscellaneous health and allied services, n.e.c. .....	23	(D)	(D)	(D)	CC
8092	Kidney dialysis centers .....	2	(D)	(D)	(D)	BB
8093	Specialty outpatient facilities, n.e.c. .....	12	(D)	(D)	(D)	BB
8099	Health and allied services, n.e.c. .....	9	(D)	(D)	(D)	BB
<b>81</b>	<b>Legal services .....</b>	<b>305</b>	<b>147 670</b>	<b>63 305</b>	<b>10 992</b>	<b>1 517</b>
<b>823, 4, 9</b>	<b>Selected educational services .....</b>	<b>16</b>	<b>(D)</b>	<b>(D)</b>	<b>(D)</b>	<b>BB</b>
823	Libraries .....	1	(D)	(D)	(D)	AA
824	Vocational schools .....	3	153	43	8	6
829	Schools and educational services, n.e.c. .....	12	(D)	(D)	(D)	BB
<b>83</b>	<b>Social services .....</b>	<b>105</b>	<b>21 727</b>	<b>9 153</b>	<b>2 134</b>	<b>1 037</b>
835	Child day care services .....	75	12 826	6 150	1 461	737
832, 3, 6, 9	Other social services .....	30	8 901	3 003	673	300
<b>87 ex. 8733</b>	<b>Engineering, accounting, research, management, and related services (except noncommercial research organizations) .....</b>	<b>352</b>	<b>204 598</b>	<b>81 681</b>	<b>19 318</b>	<b>3 004</b>
871	Engineering, architectural, and surveying services .....	133	119 926	47 617	11 568	1 782
8711	Engineering services .....	75	98 720	38 835	9 453	1 461
8712	Architectural services .....	34	17 313	6 665	1 600	203
8713	Surveying services .....	24	3 893	2 117	515	118
872	Accounting, auditing, and bookkeeping services .....	110	25 497	11 015	2 933	494
873 ex. 8733	Research, development, and testing services (except noncommercial research organizations) .....	21	15 400	6 036	1 357	272
8731	Commercial physical and biological research .....	6	(D)	(D)	(D)	AA
8732	Commercial economic, sociological, and educational research .....	7	(D)	(D)	(D)	BB
8734	Testing laboratories .....	8	(D)	(D)	(D)	CC
874	Management and public relations services .....	88	43 775	17 013	3 460	456
8741	Management services .....	30	(D)	(D)	(D)	CC
8742	Management consulting services .....	47	(D)	(D)	(D)	EE
8743	Public relations services .....	2	(D)	(D)	(D)	AA
8744	Facilities support management services .....	3	(D)	(D)	(D)	AA
8748	Business consulting services, n.e.c. .....	6	596	162	37	9
<b>89</b>	<b>Services, n.e.c. ....</b>	<b>18</b>	<b>(D)</b>	<b>(D)</b>	<b>(D)</b>	<b>CC</b>

**Table 6. Summary Statistics for Firms Subject to Federal Income Tax for Counties With 350 Establishments or More: 1992 — Con.**

[Includes only establishments with payroll. For meaning of abbreviations and symbols, see introductory text. For explanation of terms and comparability of 1987 and 1992 censuses, see appendix A. For information on geographic areas followed by ▲, see appendix F]

SIC code	Geographic area and kind of business or operation	Establishments (number)	Receipts (\$1,000)	Annual payroll (\$1,000)	First-quarter payroll (\$1,000)	Paid employees for pay period including March 12 (number)
<b>DORCHESTER COUNTY</b>						
	<b>Total</b> .....	<b>397</b>	<b>120 669</b>	<b>46 935</b>	<b>10 922</b>	<b>3 207</b>
<b>70 ex. 704</b>	<b>Hotels, rooming houses, camps, and other lodging places (except membership lodging)</b> .....	<b>13</b>	<b>(D)</b>	<b>(D)</b>	<b>(D)</b>	<b>CC</b>
7011	Hotels and motels .....	13	(D)	(D)	(D)	CC
7011 pt.	Hotels .....	4	(D)	(D)	(D)	BB
7011 pt.	Motels, motor hotels, and tourist courts .....	9	(D)	(D)	(D)	CC
702, 3	Other lodging places .....	—	—	—	—	—
<b>72</b>	<b>Personal services</b> .....	<b>64</b>	<b>8 244</b>	<b>3 008</b>	<b>747</b>	<b>327</b>
721	Laundry, cleaning, and garment services .....	15	1 836	623	163	76
7211	Power laundries, family and commercial* .....	2	(D)	(D)	(D)	AA
7213	Linen supply* .....	1	(D)	(D)	(D)	AA
7215	Coin-operated laundries and drycleaning .....	3	(D)	(D)	(D)	AA
7216	Drycleaning plants, except rug cleaning* .....	8	1 400	490	130	62
7217	Carpet and upholstery cleaning .....	1	(D)	(D)	(D)	AA
7218	Industrial laundriers* .....	—	—	—	—	—
7212, 9	Other laundry, cleaning, and garment services* .....	—	—	—	—	—
722	Photographic studios, portrait .....	1	(D)	(D)	(D)	AA
723, 4	Beauty and barber shops .....	35	2 686	1 085	248	119
723	Beauty shops .....	33	(D)	(D)	(D)	CC
724	Barber shops .....	2	(D)	(D)	(D)	AA
725	Shoe repair shops and shoeshine parlors .....	—	—	—	—	—
726	Funeral service and crematories .....	5	(D)	(D)	(D)	BB
729	Miscellaneous personal services .....	8	(D)	(D)	(D)	BB
<b>73</b>	<b>Business services</b> .....	<b>52</b>	<b>22 411</b>	<b>13 584</b>	<b>3 142</b>	<b>707</b>
731	Advertising .....	—	—	—	—	—
732	Consumer credit reporting agencies, mercantile reporting agencies, and adjustment and collection agencies .....	—	—	—	—	—
733	Mailing, reproduction, commercial art and photography, and stenographic services .....	—	—	—	—	—
734	Services to dwellings and other buildings .....	21	3 182	1 131	285	126
735	Miscellaneous equipment rental and leasing .....	7	2 628	669	172	37
736	Personnel supply services .....	3	(D)	(D)	(D)	EE
737	Computer programming, data processing, and other computer related services .....	5	770	348	110	12
7371, 2, 3	Computer programming, prepackaged software, and integrated systems .....	4	(D)	(D)	(D)	AA
7374, 5, 6	Data processing services .....	1	(D)	(D)	(D)	AA
7377, 8, 9	Computer rental and leasing, maintenance, and related services, n.e.c. ....	—	—	—	—	—
738	Miscellaneous business services .....	16	(D)	(D)	(D)	EE
<b>75</b>	<b>Automotive repair, services, and parking</b> .....	<b>55</b>	<b>13 119</b>	<b>3 719</b>	<b>840</b>	<b>227</b>
751	Automotive rental and leasing, without drivers .....	1	(D)	(D)	(D)	AA
752	Automobile parking .....	—	—	—	—	—
753	Automotive repair shops .....	45	(D)	(D)	(D)	CC
7532	Top, body, and upholstery repair shops and paint shops .....	19	6 014	1 855	464	101
7538	General automotive repair shops .....	19	3 943	1 030	207	52
7533, 4, 6, 7, 9	Other automotive repair shops .....	7	(D)	(D)	(D)	BB
754	Automotive services, except repair .....	9	(D)	(D)	(D)	BB
<b>76</b>	<b>Miscellaneous repair services</b> .....	<b>22</b>	<b>5 392</b>	<b>1 083</b>	<b>255</b>	<b>59</b>
762	Electrical repair shops .....	9	(D)	(D)	(D)	BB
7622	Radio and television repair shops .....	2	(D)	(D)	(D)	AA
7623, 9	Other electrical and electronic repair shops .....	7	(D)	(D)	(D)	AA
763	Watch, clock, and jewelry repair .....	—	—	—	—	—
764	Reupholstery and furniture repair .....	1	(D)	(D)	(D)	AA
769	Miscellaneous repair and related services .....	12	(D)	(D)	(D)	BB
<b>78, 79, 84</b>	<b>Amusement and recreation services, including motion pictures and museums</b> .....	<b>24</b>	<b>7 288</b>	<b>1 870</b>	<b>429</b>	<b>251</b>
781, 2	Motion picture production, distribution, and services .....	—	—	—	—	—
783	Motion picture theaters .....	3	(D)	(D)	(D)	BB
784	Video tape rental .....	10	(D)	(D)	(D)	BB
792	Theatrical producers (except motion picture), bands, orchestras, and entertainers .....	—	—	—	—	—
793	Bowling centers .....	2	(D)	(D)	(D)	BB
79 ex. 792, 3, 84	Commercial sports and other amusement and recreation services, including museums .....	9	2 663	966	211	127
<b>80</b>	<b>Health services</b> .....	<b>87</b>	<b>29 963</b>	<b>10 487</b>	<b>2 528</b>	<b>723</b>
801	Offices and clinics of doctors of medicine .....	32	12 255	3 726	863	229
802	Offices and clinics of dentists .....	35	(D)	(D)	(D)	CC
803	Offices and clinics of doctors of osteopathy .....	1	(D)	(D)	(D)	AA
804	Offices and clinics of other health practitioners .....	14	(D)	(D)	(D)	BB
805	Nursing and personal care facilities .....	3	(D)	(D)	(D)	CC
806	Hospitals .....	—	—	—	—	—
807, 8, 9	Other health services .....	2	(D)	(D)	(D)	AA
<b>81</b>	<b>Legal services</b> .....	<b>17</b>	<b>4 084</b>	<b>1 613</b>	<b>338</b>	<b>76</b>
<b>823, 4, 9</b>	<b>Selected educational services</b> .....	<b>2</b>	<b>(D)</b>	<b>(D)</b>	<b>(D)</b>	<b>BB</b>

**Table 6. Summary Statistics for Firms Subject to Federal Income Tax for Counties With 350 Establishments or More: 1992 — Con.**

[Includes only establishments with payroll. For meaning of abbreviations and symbols, see introductory text. For explanation of terms and comparability of 1987 and 1992 censuses, see appendix A. For information on geographic areas followed by ▲, see appendix F]

SIC code	Geographic area and kind of business or operation	Establishments (number)	Receipts (\$1,000)	Annual payroll (\$1,000)	First-quarter payroll (\$1,000)	Paid employees for pay period including March 12 (number)
<b>DORCHESTER COUNTY—Con.</b>						
<b>83</b>	<b>Social services</b> .....	<b>31</b>	<b>8 914</b>	<b>4 446</b>	<b>993</b>	<b>377</b>
835	Child day care services .....	24	3 304	1 473	322	189
832, 3, 6, 9	Other social services .....	7	5 610	2 973	671	188
<b>87 ex. 8733</b>	<b>Engineering, accounting, research, management, and related services (except noncommercial research organizations)</b> .....	<b>28</b>	<b>12 832</b>	<b>5 304</b>	<b>1 189</b>	<b>220</b>
871	Engineering, architectural, and surveying services .....	9	(D)	(D)	(D)	CC
872	Accounting, auditing, and bookkeeping services .....	12	(D)	(D)	(D)	BB
873 ex. 8733	Research, development, and testing services (except noncommercial research organizations) .....	2	(D)	(D)	(D)	AA
874	Management and public relations services .....	5	1 364	526	83	30
<b>89</b>	<b>Services, n.e.c.</b> .....	<b>2</b>	<b>(D)</b>	<b>(D)</b>	<b>(D)</b>	<b>AA</b>
<b>FLORENCE COUNTY</b> (Coextensive with Florence, SC MSA; see table 7a.)						
<b>GREENVILLE COUNTY</b>						
	<b>Total</b> .....	<b>2 651</b>	<b>1 793 565</b>	<b>766 777</b>	<b>171 829</b>	<b>38 343</b>
<b>70 ex. 704</b>	<b>Hotels, rooming houses, camps, and other lodging places (except membership lodging)</b> .....	<b>49</b>	<b>57 128</b>	<b>14 746</b>	<b>3 468</b>	<b>1 466</b>
7011	Hotels and motels .....	46	56 940	14 722	3 465	1 464
7011 pt.	Hotels .....	9	31 012	8 887	2 085	778
7011 pt.	Hotels, 25 guestrooms or more .....	9	31 012	8 887	2 085	778
7011 pt.	Hotels, less than 25 guestrooms .....	—	—	—	—	—
7011 pt.	Motels, motor hotels, and tourist courts .....	37	25 928	5 835	1 380	686
7011 pt.	Motels, tourist courts .....	29	15 967	3 478	812	398
7011 pt.	Motor hotels .....	8	9 961	2 357	568	288
702, 3	Other lodging places .....	3	188	24	3	2
702	Rooming and boarding houses .....	1	(D)	(D)	(D)	AA
703	Camps and recreational vehicle parks .....	2	(D)	(D)	(D)	AA
<b>72</b>	<b>Personal services</b> .....	<b>293</b>	<b>67 622</b>	<b>23 982</b>	<b>6 487</b>	<b>2 059</b>
721	Laundry, cleaning, and garment services .....	109	32 491	11 880	3 083	973
7211	Power laundries, family and commercial* .....	3	(D)	(D)	(D)	AA
7213	Linen supply* .....	3	(D)	(D)	(D)	CC
7215	Coin-operated laundries and drycleaning .....	11	1 189	394	77	30
7216	Drycleaning plants, except rug cleaning* .....	53	10 144	4 252	1 079	405
7217	Carpet and upholstery cleaning .....	14	1 978	671	192	60
7218	Industrial launderers* .....	5	(D)	(D)	(D)	CC
7212, 9	Other laundry, cleaning, and garment services* .....	20	(D)	(D)	(D)	BB
7212	Garment pressing, and agents for laundries and drycleaners .....	3	284	114	24	15
7219	Laundry and garment services, n.e.c.* .....	17	(D)	(D)	(D)	BB
722	Photographic studios, portrait .....	30	5 758	1 390	306	128
723, 4	Beauty and barber shops .....	94	10 924	4 527	1 148	374
723	Beauty shops .....	84	10 156	4 186	1 067	349
724	Barber shops .....	10	768	341	81	25
725	Shoe repair shops and shoeshine parlors .....	6	415	103	24	10
726	Funeral service and crematories .....	19	11 929	4 031	1 249	189
729	Miscellaneous personal services .....	35	6 105	2 051	677	385
7291	Tax return preparation services .....	12	2 117	1 065	466	296
7299	Miscellaneous personal services, n.e.c. .....	23	3 988	986	211	89
<b>73</b>	<b>Business services</b> .....	<b>522</b>	<b>429 828</b>	<b>213 823</b>	<b>50 420</b>	<b>17 624</b>
731	Advertising .....	30	26 746	11 562	2 871	285
7311	Advertising agencies .....	28	(D)	(D)	(D)	EE
7312	Outdoor advertising services .....	—	—	—	—	—
7313	Radio, television, publishers' advertising representatives .....	—	—	—	—	—
7319	Advertising, n.e.c. .....	2	(D)	(D)	(D)	AA
732	Consumer credit reporting agencies, mercantile reporting agencies, and adjustment and collection agencies .....	9	5 750	1 888	453	95
7322	Adjustment and collection services .....	8	(D)	(D)	(D)	BB
7323	Credit reporting services .....	1	(D)	(D)	(D)	AA
733	Mailing, reproduction, commercial art and photography, and stenographic services .....	36	7 557	2 825	605	142
7331	Direct mail advertising services .....	2	(D)	(D)	(D)	AA
7334	Photocopying and duplicating services .....	3	(D)	(D)	(D)	AA
7335, 6	Commercial photography, art, and graphics .....	18	4 025	1 251	304	65
7335	Commercial photography .....	6	1 096	257	60	17
7336	Commercial art and graphic design .....	12	2 929	994	244	48
7338	Secretarial and court reporting services .....	13	(D)	(D)	(D)	BB
734	Services to dwellings and other buildings .....	106	99 949	61 601	15 315	5 555
7342	Disinfecting and pest control services .....	18	8 571	3 498	876	188
7349	Building cleaning and maintenance services, n.e.c. .....	88	91 378	58 103	14 439	5 367
735	Miscellaneous equipment rental and leasing .....	46	60 267	10 341	2 390	397
7352	Medical equipment rental and leasing .....	5	(D)	(D)	(D)	BB
7353	Heavy construction equipment rental and leasing .....	3	(D)	(D)	(D)	CC
7359	Equipment rental and leasing, n.e.c. .....	38	22 266	3 964	956	204







**Table 6. Summary Statistics for Firms Subject to Federal Income Tax for Counties With 350 Establishments or More: 1992 — Con.**

[Includes only establishments with payroll. For meaning of abbreviations and symbols, see introductory text. For explanation of terms and comparability of 1987 and 1992 censuses, see appendix A. For information on geographic areas followed by ▲, see appendix F]

SIC code	Geographic area and kind of business or operation	Establishments (number)	Receipts (\$1,000)	Annual payroll (\$1,000)	First-quarter payroll (\$1,000)	Paid employees for pay period including March 12 (number)
<b>HORRY COUNTY</b> (Coextensive with Myrtle Beach, SC MSA; see table 7a.)						
<b>LEXINGTON COUNTY</b>						
	<b>Total</b> .....	<b>1 038</b>	<b>377 294</b>	<b>138 699</b>	<b>31 106</b>	<b>8 462</b>
<b>70 ex. 704</b>	<b>Hotels, rooming houses, camps, and other lodging places (except membership lodging)</b> .....	<b>22</b>	<b>22 794</b>	<b>5 204</b>	<b>1 229</b>	<b>580</b>
7011	Hotels and motels .....	21	(D)	(D)	(D)	FF
7011 pt.	Hotels .....	3	(D)	(D)	(D)	CC
7011 pt.	Motels, motor hotels, and tourist courts .....	18	(D)	(D)	(D)	EE
702, 3	Other lodging places .....	1	(D)	(D)	(D)	AA
<b>72</b>	<b>Personal services</b> .....	<b>121</b>	<b>20 129</b>	<b>7 048</b>	<b>1 759</b>	<b>668</b>
721	Laundry, cleaning, and garment services .....	27	7 019	2 418	660	276
7211	Power laundries, family and commercial* .....	1	(D)	(D)	(D)	BB
7213	Linen supply* .....	—	—	—	—	—
7215	Coin-operated laundries and drycleaning .....	4	225	33	9	5
7216	Drycleaning plants, except rug cleaning* .....	10	3 089	1 115	286	155
7217	Carpet and upholstery cleaning .....	1	(D)	(D)	(D)	AA
7218	Industrial laundriers* .....	1	(D)	(D)	(D)	BB
7212, 9	Other laundry, cleaning, and garment services* .....	10	1 086	354	86	30
722	Photographic studios, portrait .....	4	560	66	16	9
723, 4	<b>Beauty and barber shops</b> .....	<b>58</b>	<b>6 142</b>	<b>2 716</b>	<b>617</b>	<b>229</b>
723	Beauty shops .....	55	5 332	2 225	527	208
724	Barber shops .....	3	810	491	90	21
725	Shoe repair shops and shoeshine parlors .....	2	(D)	(D)	(D)	AA
726	Funeral service and crematories .....	7	4 796	1 418	322	69
729	Miscellaneous personal services .....	23	(D)	(D)	(D)	BB
<b>73</b>	<b>Business services</b> .....	<b>172</b>	<b>54 926</b>	<b>22 062</b>	<b>5 011</b>	<b>1 825</b>
731	Advertising .....	7	1 942	476	102	20
732	Consumer credit reporting agencies, mercantile reporting agencies, and adjustment and collection agencies .....	3	(D)	(D)	(D)	AA
733	Mailing, reproduction, commercial art and photography, and stenographic services .....	10	1 674	423	97	37
734	Services to dwellings and other buildings .....	44	8 456	2 918	657	272
735	Miscellaneous equipment rental and leasing .....	20	11 378	3 080	695	138
736	Personnel supply services .....	16	7 494	4 184	1 046	457
737	Computer programming, data processing, and other computer related services .....	27	(D)	(D)	(D)	CC
7371, 2, 3	Computer programming, prepackaged software, and integrated systems .....	13	(D)	(D)	(D)	BB
7374, 5, 6	Data processing services .....	5	1 347	407	105	44
7377, 8, 9	Computer rental and leasing, maintenance, and related services, n.e.c. .....	9	(D)	(D)	(D)	BB
738	Miscellaneous business services .....	45	(D)	(D)	(D)	FF
<b>75</b>	<b>Automotive repair, services, and parking</b> .....	<b>131</b>	<b>42 240</b>	<b>8 719</b>	<b>2 108</b>	<b>608</b>
751	Automotive rental and leasing, without drivers .....	11	14 627	1 701	421	124
752	Automobile parking .....	1	(D)	(D)	(D)	AA
753	Automotive repair shops .....	103	21 746	5 393	1 296	322
7532	Top, body, and upholstery repair shops and paint shops .....	20	3 850	1 020	238	56
7538	General automotive repair shops .....	58	12 950	3 001	723	186
7533, 4, 6, 7, 9	Other automotive repair shops .....	25	4 946	1 372	335	80
754	Automotive services, except repair .....	16	(D)	(D)	(D)	CC
<b>76</b>	<b>Miscellaneous repair services</b> .....	<b>72</b>	<b>24 881</b>	<b>6 962</b>	<b>1 605</b>	<b>393</b>
762	Electrical repair shops .....	30	8 253	2 389	540	163
7622	Radio and television repair shops .....	6	3 270	1 219	246	93
7623, 9	Other electrical and electronic repair shops .....	24	4 983	1 170	294	70
763	Watch, clock, and jewelry repair .....	—	—	—	—	—
764	Reupholstery and furniture repair .....	3	243	124	31	8
769	Miscellaneous repair and related services .....	39	16 385	4 449	1 034	222
<b>78, 79, 84</b>	<b>Amusement and recreation services, including motion pictures and museums</b> .....	<b>77</b>	<b>20 847</b>	<b>4 498</b>	<b>1 030</b>	<b>510</b>
781, 2	Motion picture production, distribution, and services .....	3	(D)	(D)	(D)	AA
783	Motion picture theaters .....	4	(D)	(D)	(D)	BB
784	Video tape rental .....	19	4 478	704	165	83
792	Theatrical producers (except motion picture), bands, orchestras, and entertainers .....	1	(D)	(D)	(D)	AA
793	Bowling centers .....	4	(D)	(D)	(D)	BB
79 ex. 792, 3; 84	Commercial sports and other amusement and recreation services, including museums .....	46	9 421	2 419	513	239
<b>80</b>	<b>Health services</b> .....	<b>190</b>	<b>117 257</b>	<b>54 138</b>	<b>11 728</b>	<b>2 205</b>
801	Offices and clinics of doctors of medicine .....	72	52 192	27 997	5 772	557
802	Offices and clinics of dentists .....	63	20 898	8 393	1 708	336
803	Offices and clinics of doctors of osteopathy .....	—	—	—	—	—
804	Offices and clinics of other health practitioners .....	39	8 723	2 907	673	124
805	Nursing and personal care facilities .....	5	16 585	7 895	1 965	814
806	Hospitals .....	1	(D)	(D)	(D)	CC
807, 8, 9	Other health services .....	10	(D)	(D)	(D)	CC

**Table 6. Summary Statistics for Firms Subject to Federal Income Tax for Counties With 350 Establishments or More: 1992 – Con.**

[Includes only establishments with payroll. For meaning of abbreviations and symbols, see introductory text. For explanation of terms and comparability of 1987 and 1992 censuses, see appendix A. For information on geographic areas followed by ▲, see appendix F]

SIC code	Geographic area and kind of business or operation	Establishments (number)	Receipts (\$1,000)	Annual payroll (\$1,000)	First-quarter payroll (\$1,000)	Paid employees for pay period including March 12 (number)
	<b>LEXINGTON COUNTY – Con.</b>					
<b>81</b>	<b>Legal services .....</b>	<b>58</b>	<b>14 055</b>	<b>5 344</b>	<b>1 113</b>	<b>199</b>
<b>823, 4, 9</b>	<b>Selected educational services .....</b>	<b>6</b>	<b>467</b>	<b>132</b>	<b>62</b>	<b>20</b>
<b>83</b>	<b>Social services .....</b>	<b>67</b>	<b>13 793</b>	<b>6 135</b>	<b>1 362</b>	<b>652</b>
835	Child day care services .....	54	7 795	3 476	785	458
832, 3, 6, 9	Other social services .....	13	5 998	2 659	577	194
<b>87 ex. 8733</b>	<b>Engineering, accounting, research, management, and related services (except noncommercial research organizations) .....</b>	<b>113</b>	<b>41 190</b>	<b>17 452</b>	<b>3 890</b>	<b>767</b>
871	Engineering, architectural, and surveying services .....	46	15 913	5 861	1 288	217
872	Accounting, auditing, and bookkeeping services .....	33	7 643	3 045	706	137
873 ex. 8733	Research, development, and testing services (except noncommercial research organizations) .....	9	5 785	2 969	777	137
874	Management and public relations services .....	25	11 849	5 577	1 119	276
<b>89</b>	<b>Services, n.e.c. ....</b>	<b>9</b>	<b>4 715</b>	<b>1 005</b>	<b>209</b>	<b>35</b>
	<b>ORANGEBURG COUNTY</b>					
	<b>Total .....</b>	<b>407</b>	<b>126 867</b>	<b>46 815</b>	<b>10 367</b>	<b>4 064</b>
<b>70 ex. 704</b>	<b>Hotels, rooming houses, camps, and other lodging places (except membership lodging) .....</b>	<b>23</b>	<b>(D)</b>	<b>(D)</b>	<b>(D)</b>	<b>EE</b>
7011	Hotels and motels .....	22	12 774	3 304	727	424
7011 pt.	Hotels .....	3	4 644	1 227	302	157
7011 pt.	Motels, motor hotels, and tourist courts .....	19	8 130	2 077	425	267
702, 3	Other lodging places .....	1	(D)	(D)	(D)	AA
<b>72</b>	<b>Personal services .....</b>	<b>67</b>	<b>11 207</b>	<b>3 728</b>	<b>886</b>	<b>375</b>
721	Laundry, cleaning, and garment services .....	22	4 999	2 003	466	190
7211	Power laundries, family and commercial* .....	2	(D)	(D)	(D)	AA
7213	Linen supply* .....	—	—	—	—	—
7215	Coin-operated laundries and drycleaning .....	6	519	84	19	12
7216	Drycleaning plants, except rug cleaning* .....	7	2 054	889	211	88
7217	Carpet and upholstery cleaning .....	3	599	158	38	17
7218	Industrial launderers* .....	2	(D)	(D)	(D)	AA
7212, 9	Other laundry, cleaning, and garment services* .....	2	(D)	(D)	(D)	BB
722	Photographic studios, portrait .....	2	(D)	(D)	(D)	AA
723, 4	Beauty and barber shops .....	22	1 859	878	201	69
723	Beauty shops .....	16	1 356	584	137	50
724	Barber shops .....	6	503	294	64	19
725	Shoe repair shops and shoeshine parlors .....	1	(D)	(D)	(D)	AA
726	Funeral service and crematories .....	9	3 180	581	127	48
729	Miscellaneous personal services .....	11	677	131	64	55
<b>73</b>	<b>Business services .....</b>	<b>43</b>	<b>12 229</b>	<b>6 321</b>	<b>1 432</b>	<b>1 721</b>
731	Advertising .....	1	(D)	(D)	(D)	AA
732	Consumer credit reporting agencies, mercantile reporting agencies, and adjustment and collection agencies .....	1	(D)	(D)	(D)	AA
733	Mailing, reproduction, commercial art and photography, and stenographic services .....	2	(D)	(D)	(D)	AA
734	Services to dwellings and other buildings .....	15	2 383	1 030	261	72
735	Miscellaneous equipment rental and leasing .....	7	1 504	396	89	20
736	Personnel supply services .....	6	5 263	3 946	844	1 549
737	Computer programming, data processing, and other computer related services .....	2	(D)	(D)	(D)	AA
7371, 2, 3	Computer programming, prepackaged software, and integrated systems .....	2	(D)	(D)	(D)	AA
7374, 5, 6	Data processing services .....	—	—	—	—	—
7377, 8, 9	Computer rental and leasing, maintenance, and related services, n.e.c. ....	—	—	—	—	—
738	Miscellaneous business services .....	9	1 531	515	133	52
<b>75</b>	<b>Automotive repair, services, and parking .....</b>	<b>49</b>	<b>9 155</b>	<b>2 337</b>	<b>541</b>	<b>149</b>
751	Automotive rental and leasing, without drivers .....	2	(D)	(D)	(D)	AA
752	Automobile parking .....	—	—	—	—	—
753	Automotive repair shops .....	45	8 387	2 180	505	135
7532	Top, body, and upholstery repair shops and paint shops .....	11	2 050	657	143	27
7538	General automotive repair shops .....	22	3 910	906	216	62
7533, 4, 6, 7, 9	Other automotive repair shops .....	12	2 427	617	146	46
754	Automotive services, except repair .....	2	(D)	(D)	(D)	AA
<b>76</b>	<b>Miscellaneous repair services .....</b>	<b>24</b>	<b>3 107</b>	<b>800</b>	<b>196</b>	<b>69</b>
762	Electrical repair shops .....	10	1 262	372	96	39
7622	Radio and television repair shops .....	6	657	186	50	20
7623, 9	Other electrical and electronic repair shops .....	4	605	186	46	19
763	Watch, clock, and jewelry repair .....	—	—	—	—	—
764	Reupholstery and furniture repair .....	1	(D)	(D)	(D)	AA
769	Miscellaneous repair and related services .....	13	(D)	(D)	(D)	BB

**Table 6. Summary Statistics for Firms Subject to Federal Income Tax for Counties With 350 Establishments or More: 1992 — Con.**

[Includes only establishments with payroll. For meaning of abbreviations and symbols, see introductory text. For explanation of terms and comparability of 1987 and 1992 censuses, see appendix A. For information on geographic areas followed by ▲, see appendix F]

SIC code	Geographic area and kind of business or operation	Establishments (number)	Receipts (\$1,000)	Annual payroll (\$1,000)	First-quarter payroll (\$1,000)	Paid employees for pay period including March 12 (number)
<b>ORANGEBURG COUNTY—Con.</b>						
<b>78, 79, 84</b>	<b>Amusement and recreation services, including motion pictures and museums</b> .....	<b>26</b>	<b>9 025</b>	<b>1 823</b>	<b>347</b>	<b>156</b>
781, 2	Motion picture production, distribution, and services .....	—	—	—	—	—
783	Motion picture theaters .....	2	(D)	(D)	(D)	AA
784	Video tape rental .....	5	1 320	181	43	23
792	Theatrical producers (except motion picture), bands, orchestras, and entertainers .....	—	—	—	—	—
793	Bowling centers .....	2	(D)	(D)	(D)	AA
79 ex. 792, 3; 84	Commercial sports and other amusement and recreation services, including museums .....	17	6 701	1 487	269	113
<b>80</b>	<b>Health services</b> .....	<b>93</b>	<b>43 032</b>	<b>20 721</b>	<b>4 442</b>	<b>772</b>
801	Offices and clinics of doctors of medicine .....	53	26 690	14 578	3 062	318
802	Offices and clinics of dentists .....	19	5 281	1 567	363	89
803	Offices and clinics of doctors of osteopathy .....	—	—	—	—	—
804	Offices and clinics of other health practitioners .....	10	1 656	433	92	26
805	Nursing and personal care facilities .....	4	6 155	3 090	732	291
806	Hospitals .....	—	—	—	—	—
807, 8, 9	Other health services .....	7	3 250	1 053	193	48
<b>81</b>	<b>Legal services</b> .....	<b>22</b>	<b>7 621</b>	<b>2 173</b>	<b>465</b>	<b>83</b>
<b>823, 4, 9</b>	<b>Selected educational services</b> .....	<b>—</b>	<b>—</b>	<b>—</b>	<b>—</b>	<b>—</b>
<b>83</b>	<b>Social services</b> .....	<b>30</b>	<b>(D)</b>	<b>(D)</b>	<b>(D)</b>	<b>CC</b>
835	Child day care services .....	22	1 539	714	162	101
832, 3, 6, 9	Other social services .....	8	(D)	(D)	(D)	AA
<b>87 ex. 8733</b>	<b>Engineering, accounting, research, management, and related services (except noncommercial research organizations)</b> .....	<b>30</b>	<b>16 100</b>	<b>4 671</b>	<b>1 122</b>	<b>185</b>
871	Engineering, architectural, and surveying services .....	8	9 203	3 258	766	117
872	Accounting, auditing, and bookkeeping services .....	18	(D)	(D)	(D)	BB
873 ex. 8733	Research, development, and testing services (except noncommercial research organizations) .....	—	—	—	—	—
874	Management and public relations services .....	4	(D)	(D)	(D)	AA
<b>89</b>	<b>Services, n.e.c.</b> .....	<b>—</b>	<b>—</b>	<b>—</b>	<b>—</b>	<b>—</b>
<b>PICKENS COUNTY</b>						
	<b>Total</b> .....	<b>410</b>	<b>124 850</b>	<b>45 268</b>	<b>10 135</b>	<b>3 090</b>
<b>70 ex. 704</b>	<b>Hotels, rooming houses, camps, and other lodging places (except membership lodging)</b> .....	<b>11</b>	<b>(D)</b>	<b>(D)</b>	<b>(D)</b>	<b>EE</b>
7011	Hotels and motels .....	8	7 077	1 892	461	291
7011 pt.	Hotels .....	2	(D)	(D)	(D)	CC
7011 pt.	Motels, motor hotels, and tourist courts .....	6	(D)	(D)	(D)	CC
702, 3	Other lodging places .....	3	(D)	(D)	(D)	AA
<b>72</b>	<b>Personal services</b> .....	<b>43</b>	<b>6 762</b>	<b>2 162</b>	<b>541</b>	<b>218</b>
721	Laundry, cleaning, and garment services .....	12	(D)	(D)	(D)	BB
7211	Power laundries, family and commercial* .....	—	—	—	—	—
7213	Linen supply* .....	—	—	—	—	—
7215	Coin-operated laundries and drycleaning .....	1	(D)	(D)	(D)	AA
7216	Drycleaning plants, except rug cleaning* .....	5	1 150	456	111	46
7217	Carpet and upholstery cleaning .....	4	146	39	5	5
7218	Industrial launderers* .....	—	—	—	—	—
7212, 9	Other laundry, cleaning, and garment services* .....	2	(D)	(D)	(D)	AA
722	Photographic studios, portrait .....	1	(D)	(D)	(D)	AA
723, 4	Beauty and barber shops .....	18	1 602	704	172	64
723	Beauty shops .....	18	1 602	704	172	64
724	Barber shops .....	—	—	—	—	—
725	Shoe repair shops and shoeshine parlors .....	1	(D)	(D)	(D)	AA
726	Funeral service and crematories .....	4	(D)	(D)	(D)	BB
729	Miscellaneous personal services .....	7	(D)	(D)	(D)	BB
<b>73</b>	<b>Business services</b> .....	<b>72</b>	<b>12 102</b>	<b>4 418</b>	<b>1 045</b>	<b>411</b>
731	Advertising .....	3	(D)	(D)	(D)	AA
732	Consumer credit reporting agencies, mercantile reporting agencies, and adjustment and collection agencies .....	2	(D)	(D)	(D)	AA
733	Mailing, reproduction, commercial art and photography, and stenographic services .....	8	673	198	50	16
734	Services to dwellings and other buildings .....	26	3 923	1 739	390	178
735	Miscellaneous equipment rental and leasing .....	6	1 808	298	66	21
736	Personnel supply services .....	4	(D)	(D)	(D)	CC
737	Computer programming, data processing, and other computer related services .....	10	1 333	532	97	26
7371, 2, 3	Computer programming, prepackaged software, and integrated systems .....	4	(D)	(D)	(D)	AA
7374, 5, 6	Data processing services .....	1	(D)	(D)	(D)	AA
7377, 8, 9	Computer rental and leasing, maintenance, and related services, n.e.c. .....	5	(D)	(D)	(D)	AA
738	Miscellaneous business services .....	13	(D)	(D)	(D)	BB

**Table 6. Summary Statistics for Firms Subject to Federal Income Tax for Counties With 350 Establishments or More: 1992 — Con.**

[Includes only establishments with payroll. For meaning of abbreviations and symbols, see introductory text. For explanation of terms and comparability of 1987 and 1992 censuses, see appendix A. For information on geographic areas followed by ▲, see appendix F]

SIC code	Geographic area and kind of business or operation	Establishments (number)	Receipts (\$1,000)	Annual payroll (\$1,000)	First-quarter payroll (\$1,000)	Paid employees for pay period including March 12 (number)
<b>PICKENS COUNTY—Con.</b>						
<b>75</b>	<b>Automotive repair, services, and parking -----</b>	<b>42</b>	<b>8 475</b>	<b>1 987</b>	<b>548</b>	<b>120</b>
751	Automotive rental and leasing, without drivers -----	1	(D)	(D)	(D)	AA
752	Automobile parking -----	—	—	—	—	—
753	Automotive repair shops -----	37	(D)	(D)	(D)	BB
7532	Top, body, and upholstery repair shops and paint shops -----	7	2 177	526	117	27
7538	General automotive repair shops -----	27	4 047	875	206	54
7533, 4, 6, 7, 9	Other automotive repair shops -----	3	(D)	(D)	(D)	AA
754	Automotive services, except repair -----	4	(D)	(D)	(D)	BB
<b>76</b>	<b>Miscellaneous repair services -----</b>	<b>18</b>	<b>3 826</b>	<b>891</b>	<b>222</b>	<b>55</b>
762	Electrical repair shops -----	6	(D)	(D)	(D)	BB
7622	Radio and television repair shops -----	1	(D)	(D)	(D)	AA
7623, 9	Other electrical and electronic repair shops -----	5	(D)	(D)	(D)	BB
763	Watch, clock, and jewelry repair -----	—	—	—	—	—
764	Reupholstery and furniture repair -----	3	(D)	(D)	(D)	AA
769	Miscellaneous repair and related services -----	9	(D)	(D)	(D)	BB
<b>78, 79, 84</b>	<b>Amusement and recreation services, including motion pictures and museums -----</b>	<b>37</b>	<b>9 581</b>	<b>2 356</b>	<b>472</b>	<b>318</b>
781, 2	Motion picture production, distribution, and services -----	—	—	—	—	—
783	Motion picture theaters -----	2	(D)	(D)	(D)	AA
784	Video tape rental -----	10	(D)	(D)	(D)	BB
792	Theatrical producers (except motion picture), bands, orchestras, and entertainers -----	1	(D)	(D)	(D)	AA
793	Bowling centers -----	—	—	—	—	—
79 ex. 792, 3, 84	Commercial sports and other amusement and recreation services, including museums -----	24	6 566	1 707	315	220
<b>80</b>	<b>Health services -----</b>	<b>84</b>	<b>58 439</b>	<b>24 964</b>	<b>5 415</b>	<b>1 265</b>
801	Offices and clinics of doctors of medicine -----	35	19 339	10 167	2 067	253
802	Offices and clinics of dentists -----	23	(D)	(D)	(D)	CC
803	Offices and clinics of doctors of osteopathy -----	—	—	—	—	—
804	Offices and clinics of other health practitioners -----	13	3 253	609	131	51
805	Nursing and personal care facilities -----	9	(D)	(D)	(D)	FF
806	Hospitals -----	—	—	—	—	—
807, 8, 9	Other health services -----	4	(D)	(D)	(D)	EE
<b>81</b>	<b>Legal services -----</b>	<b>23</b>	<b>5 730</b>	<b>1 833</b>	<b>426</b>	<b>89</b>
<b>823, 4, 9</b>	<b>Selected educational services -----</b>	<b>1</b>	<b>(D)</b>	<b>(D)</b>	<b>(D)</b>	<b>AA</b>
<b>83</b>	<b>Social services -----</b>	<b>21</b>	<b>3 055</b>	<b>1 297</b>	<b>297</b>	<b>167</b>
835	Child day care services -----	15	(D)	(D)	(D)	CC
832, 3, 6, 9	Other social services -----	6	(D)	(D)	(D)	BB
<b>87 ex. 8733</b>	<b>Engineering, accounting, research, management, and related services (except noncommercial research organizations) -----</b>	<b>53</b>	<b>8 924</b>	<b>3 283</b>	<b>677</b>	<b>140</b>
871	Engineering, architectural, and surveying services -----	21	(D)	(D)	(D)	BB
872	Accounting, auditing, and bookkeeping services -----	21	(D)	(D)	(D)	BB
873 ex. 8733	Research, development, and testing services (except noncommercial research organizations) -----	2	(D)	(D)	(D)	AA
874	Management and public relations services -----	9	(D)	(D)	(D)	AA
<b>89</b>	<b>Services, n.e.c. -----</b>	<b>5</b>	<b>(D)</b>	<b>(D)</b>	<b>(D)</b>	<b>AA</b>
<b>RICHLAND COUNTY</b>						
	<b>Total -----</b>	<b>2 535</b>	<b>1 632 375</b>	<b>701 497</b>	<b>153 991</b>	<b>32 865</b>
<b>70 ex. 704</b>	<b>Hotels, rooming houses, camps, and other lodging places (except membership lodging) -----</b>	<b>67</b>	<b>61 667</b>	<b>17 117</b>	<b>4 058</b>	<b>1 809</b>
7011	Hotels and motels -----	61	(D)	(D)	(D)	GG
7011 pt.	Hotels -----	13	(D)	(D)	(D)	GG
7011 pt.	Hotels, 25 guestrooms or more -----	11	(D)	(D)	(D)	GG
7011 pt.	Hotels, less than 25 guestrooms -----	2	(D)	(D)	(D)	AA
7011 pt.	Motels, motor hotels, and tourist courts -----	48	(D)	(D)	(D)	FF
7011 pt.	Motels, tourist courts -----	42	(D)	(D)	(D)	EE
7011 pt.	Motor hotels -----	6	(D)	(D)	(D)	CC
702, 3	Other lodging places -----	6	(D)	(D)	(D)	AA
702	Rooming and boarding houses -----	3	362	91	19	8
703	Camps and recreational vehicle parks -----	3	(D)	(D)	(D)	AA

**Table 6. Summary Statistics for Firms Subject to Federal Income Tax for Counties With 350 Establishments or More: 1992 – Con.**

[Includes only establishments with payroll. For meaning of abbreviations and symbols, see introductory text. For explanation of terms and comparability of 1987 and 1992 censuses, see appendix A. For information on geographic areas followed by ▲, see appendix F]

SIC code	Geographic area and kind of business or operation	Establishments (number)	Receipts (\$1,000)	Annual payroll (\$1,000)	First-quarter payroll (\$1,000)	Paid employees for pay period including March 12 (number)
<b>RICHLAND COUNTY — Con.</b>						
<b>72</b>	<b>Personal services</b>	<b>265</b>	<b>72 324</b>	<b>26 601</b>	<b>6 645</b>	<b>2 462</b>
721	Laundry, cleaning, and garment services	94	34 106	13 382	3 397	1 153
7211	Power laundries, family and commercial*	4	(D)	(D)	(D)	BB
7213	Linen supply*	4	8 979	3 370	842	218
7215	Coin-operated laundries and drycleaning	22	2 017	335	88	62
7216	Drycleaning plants, except rug cleaning*	28	12 659	5 863	1 361	534
7217	Carpet and upholstery cleaning	13	(D)	(D)	(D)	BB
7218	Industrial launderers*	3	(D)	(D)	(D)	CC
7212, 9	Other laundry, cleaning, and garment services*	20	2 630	723	182	63
7212	Garment pressing, and agents for laundries and drycleaners	10	1 772	493	138	43
7219	Laundry and garment services, n.e.c.*	10	858	230	44	20
722	Photographic studios, portrait	20	8 212	1 864	435	138
723, 4	Beauty and barber shops	97	13 377	6 165	1 471	487
723	Beauty shops	92	11 878	5 354	1 312	454
724	Barber shops	5	1 499	811	159	33
725	Shoe repair shops and shoeshine parlors	6	(D)	(D)	(D)	BB
726	Funeral service and crematories	13	8 746	2 524	520	129
729	Miscellaneous personal services	35	(D)	(D)	(D)	FF
7291	Tax return preparation services	15	2 787	1 079	486	349
7299	Miscellaneous personal services, n.e.c.	20	(D)	(D)	(D)	CC
<b>73</b>	<b>Business services</b>	<b>444</b>	<b>530 014</b>	<b>257 131</b>	<b>56 476</b>	<b>14 321</b>
731	Advertising	30	15 125	5 558	1 302	206
7311	Advertising agencies	28	(D)	(D)	(D)	CC
7312	Outdoor advertising services	1	(D)	(D)	(D)	BB
7313	Radio, television, publishers' advertising representatives	—	—	—	—	—
7319	Advertising, n.e.c.	1	(D)	(D)	(D)	AA
732	Consumer credit reporting agencies, mercantile reporting agencies, and adjustment and collection agencies	13	(D)	(D)	(D)	CC
7322	Adjustment and collection services	8	(D)	(D)	(D)	CC
7323	Credit reporting services	5	11 560	1 429	437	96
733	Mailing, reproduction, commercial art and photography, and stenographic services	39	9 225	3 150	733	212
7331	Direct mail advertising services	8	(D)	(D)	(D)	BB
7334	Photocopying and duplicating services	8	(D)	(D)	(D)	BB
7335, 6	Commercial photography, art, and graphics	15	2 202	938	193	39
7335	Commercial photography	5	(D)	(D)	(D)	AA
7336	Commercial art and graphic design	10	(D)	(D)	(D)	BB
7338	Secretarial and court reporting services	8	(D)	(D)	(D)	BB
734	Services to dwellings and other buildings	100	45 188	27 483	6 643	3 244
7342	Disinfecting and pest control services	19	8 382	3 341	814	179
7349	Building cleaning and maintenance services, n.e.c.	81	36 806	24 142	5 829	3 065
735	Miscellaneous equipment rental and leasing	35	23 276	4 001	1 017	193
7352	Medical equipment rental and leasing	4	(D)	(D)	(D)	BB
7353	Heavy construction equipment rental and leasing	3	(D)	(D)	(D)	BB
7359	Equipment rental and leasing, n.e.c.	28	15 992	3 054	737	137
736	Personnel supply services	58	48 155	37 164	7 897	4 209
7361	Employment agencies	24	7 631	4 250	772	321
7363	Help supply services	34	40 524	32 914	7 125	3 888
7363 pt.	Temporary help supply	30	(D)	(D)	(D)	HH
7363 pt.	Help supply, except temporary	4	(D)	(D)	(D)	CC
737	Computer programming, data processing, and other computer related services	69	(D)	(D)	(D)	HH
7371, 2, 3	Computer programming, prepackaged software, and integrated systems	36	(D)	(D)	(D)	FF
7371	Computer programming services	29	(D)	(D)	(D)	EE
7372	Prepackaged software	3	(D)	(D)	(D)	AA
7373	Computer integrated systems	4	(D)	(D)	(D)	BB
7374, 5, 6	Data processing services	14	(D)	(D)	(D)	GG
7374, 5	Computer processing, information retrieval	14	(D)	(D)	(D)	GG
7376	Computer facilities management services	—	—	—	—	—
7377, 8, 9	Computer rental and leasing, maintenance, and related services, n.e.c.	19	(D)	(D)	(D)	EE
7377	Computer rental and leasing	—	—	—	—	—
7378	Computer maintenance and repair	10	(D)	(D)	(D)	CC
7379	Computer related services, n.e.c.	9	(D)	(D)	(D)	EE
738	Miscellaneous business services	100	(D)	(D)	(D)	HH
7381, 2	Detective agencies and protective services	30	55 874	36 942	8 875	2 440
7381	Detective, guard, and armored car services	27	(D)	(D)	(D)	GG
7382	Security systems services	3	(D)	(D)	(D)	CC
7383	News syndicates	3	(D)	(D)	(D)	BB
7384	Photofinishing laboratories*	12	(D)	(D)	(D)	BB
7389	Business services, n.e.c.	55	(D)	(D)	(D)	EE
7389 pt.	Sign painting shops	3	(D)	(D)	(D)	AA
7389 pt.	Interior designing	11	1 911	435	103	23
7389 pt.	Telephone answering services	2	(D)	(D)	(D)	AA
7389 pt.	Other business services	39	(D)	(D)	(D)	CC

**Table 6. Summary Statistics for Firms Subject to Federal Income Tax for Counties With 350 Establishments or More: 1992 — Con.**

[Includes only establishments with payroll. For meaning of abbreviations and symbols, see introductory text. For explanation of terms and comparability of 1987 and 1992 censuses, see appendix A. For information on geographic areas followed by ▲, see appendix F]

SIC code	Geographic area and kind of business or operation	Establishments (number)	Receipts (\$1,000)	Annual payroll (\$1,000)	First-quarter payroll (\$1,000)	Paid employees for pay period including March 12 (number)
<b>RICHLAND COUNTY — Con.</b>						
<b>75</b>	<b>Automotive repair, services, and parking -----</b>	<b>209</b>	<b>102 674</b>	<b>23 291</b>	<b>5 491</b>	<b>1 401</b>
751	Automotive rental and leasing, without drivers -----	26	47 325	6 964	1 625	323
7513	Truck rental and leasing, without drivers -----	13	(D)	(D)	(D)	EE
7514, 5	Passenger car rental and leasing -----	10	(D)	(D)	(D)	BB
7514	Passenger car rental -----	9	4 148	905	206	47
7515	Passenger car leasing -----	1	(D)	(D)	(D)	AA
7519	Utility trailer and recreational vehicle rental -----	3	(D)	(D)	(D)	AA
752	Automobile parking -----	3	257	51	12	13
753	Automotive repair shops -----	148	46 879	13 592	3 197	715
7532	Top, body, and upholstery repair shops and paint shops -----	38	13 164	4 017	816	210
7532 pt.	Top and body repair shops -----	35	(D)	(D)	(D)	CC
7532 pt.	Paint shops -----	3	(D)	(D)	(D)	BB
7538	General automotive repair shops -----	62	17 408	5 129	1 292	287
7538 pt.	General automotive repair shops, except diesel -----	59	(D)	(D)	(D)	EE
7538 pt.	Diesel repair shops -----	3	(D)	(D)	(D)	BB
7533, 4, 6, 7, 9	Other automotive repair shops -----	48	16 307	4 446	1 089	218
7533	Automotive exhaust system repair shops -----	7	1 336	349	91	23
7534	Tire retreading and repair shops -----	1	(D)	(D)	(D)	AA
7536	Automotive glass replacement shops -----	8	(D)	(D)	(D)	BB
7537	Automotive transmission repair shops -----	10	2 155	556	132	27
7539	Automotive repair shops, n.e.c. -----	22	(D)	(D)	(D)	CC
7539 pt.	Radiator repair -----	3	(D)	(D)	(D)	AA
7539 pt.	Brake, front end, and wheel alignment -----	9	4 101	1 309	328	56
7539 pt.	Automotive electrical and fuel system services -----	7	(D)	(D)	(D)	BB
7539 pt.	Other automotive repair shops, n.e.c. -----	3	(D)	(D)	(D)	AA
754	Automotive services, except repair -----	32	8 213	2 684	657	350
7542	Carwashes -----	15	3 461	1 467	386	248
7549	Automotive services, except repair and carwashes -----	17	4 752	1 217	271	102
<b>76</b>	<b>Miscellaneous repair services -----</b>	<b>85</b>	<b>26 386</b>	<b>9 025</b>	<b>2 111</b>	<b>448</b>
762	Electrical repair shops -----	26	10 927	3 949	931	185
7622	Radio and television repair shops -----	6	1 858	458	117	29
7623, 9	Other electrical and electronic repair shops -----	20	9 069	3 491	814	156
7623	Refrigeration and air-conditioning service and repair shops -----	5	(D)	(D)	(D)	BB
7629	Electrical and electronic repair shops, n.e.c. -----	15	(D)	(D)	(D)	CC
763	Watch, clock, and jewelry repair -----	4	540	187	50	12
764	Reupholstery and furniture repair -----	18	2 294	844	214	62
769	Miscellaneous repair and related services -----	37	12 625	4 045	916	189
7692	Welding repair -----	4	647	223	45	16
7694	Armature rewinding shops -----	3	(D)	(D)	(D)	BB
7699	Repair shops and related services, n.e.c. -----	30	(D)	(D)	(D)	CC
<b>78, 79, 84</b>	<b>Amusement and recreation services, including motion pictures and museums -----</b>	<b>130</b>	<b>54 061</b>	<b>10 565</b>	<b>2 353</b>	<b>1 091</b>
781, 2	Motion picture production, distribution, and services -----	7	(D)	(D)	(D)	AA
783	Motion picture theaters -----	9	(D)	(D)	(D)	CC
7832	Motion picture theaters, except drive-in -----	9	(D)	(D)	(D)	CC
7833	Drive-in motion picture theaters -----	—	—	—	—	—
784	Video tape rental -----	27	8 311	1 565	334	190
792	Theatrical producers (except motion picture), bands, orchestras, and entertainers -----	11	(D)	(D)	(D)	BB
7922	Theatrical producers (except motion picture) and miscellaneous theatrical services -----	4	(D)	(D)	(D)	AA
7929	Bands, orchestras, actors, and other entertainers and entertainment groups -----	7	755	216	52	27
793	Bowling centers -----	3	(D)	(D)	(D)	BB
79 ex. 792, 3; 84	Commercial sports and other amusement and recreation services, including museums -----	73	33 787	6 447	1 444	643
794	Commercial sports -----	2	(D)	(D)	(D)	AA
7941	Professional sports clubs, managers, promoters -----	2	(D)	(D)	(D)	AA
7948	Racing, including track operation -----	—	—	—	—	—
79 ex. 792, 3, 4; 84	Other amusement and recreation services, including museums -----	71	(D)	(D)	(D)	FF
791	Dance studios, schools, and halls -----	15	(D)	(D)	(D)	BB
7991	Physical fitness facilities -----	8	3 656	1 151	289	203
7992	Public golf courses -----	8	4 599	1 261	279	84
7993	Coin-operated amusement devices -----	20	19 614	2 468	570	139
7996	Amusement parks -----	—	—	—	—	—
7997	Membership sports and recreation clubs -----	8	2 272	592	118	67
7999, 84	Amusement and recreation services, including museums, n.e.c. -----	12	(D)	(D)	(D)	BB
7999 pt.	Concession operators of amusement devices and rides -----	1	(D)	(D)	(D)	AA
7999 pt.	Carnivals, circuses, and fairs -----	—	—	—	—	—
7999 pt., 84	Other recreation and amusements, including museums -----	11	(D)	(D)	(D)	BB



**Table 6. Summary Statistics for Firms Subject to Federal Income Tax for Counties With 350 Establishments or More: 1992 — Con.**

[Includes only establishments with payroll. For meaning of abbreviations and symbols, see introductory text. For explanation of terms and comparability of 1987 and 1992 censuses, see appendix A. For information on geographic areas followed by ▲, see appendix F]

SIC code	Geographic area and kind of business or operation	Establishments (number)	Receipts (\$1,000)	Annual payroll (\$1,000)	First-quarter payroll (\$1,000)	Paid employees for pay period including March 12 (number)
<b>RICHLAND COUNTY — Con.</b>						
<b>80</b>	<b>Health services</b> .....	<b>555</b>	<b>365 678</b>	<b>186 000</b>	<b>37 607</b>	<b>4 969</b>
801	Offices and clinics of doctors of medicine .....	286	227 083	131 906	24 895	2 153
8011 pt.	Offices of doctors of medicine .....	275	219 751	129 082	24 210	2 065
8011 pt.	General medical clinics .....	11	7 332	2 824	685	88
802	Offices and clinics of dentists .....	123	39 691	15 602	3 326	631
803	Offices and clinics of doctors of osteopathy .....	—	—	—	—	—
804	Offices and clinics of other health practitioners .....	90	17 081	5 686	1 260	296
8041	Offices and clinics of chiropractors .....	27	4 768	990	226	63
8042	Offices and clinics of optometrists .....	20	4 482	1 495	342	72
8043	Offices and clinics of podiatrists .....	10	2 067	666	163	33
8049	Offices and clinics of health practitioners, n.e.c. ....	33	5 764	2 535	529	128
805	Nursing and personal care facilities .....	9	17 619	10 132	2 433	748
8051	Skilled nursing care facilities .....	7	(D)	(D)	(D)	FF
8052	Intermediate care facilities .....	—	—	—	—	—
8059	Nursing and personal care facilities, n.e.c. ....	2	(D)	(D)	(D)	BB
806	Hospitals .....	1	(D)	(D)	(D)	EE
8062	General medical and surgical hospitals .....	—	—	—	—	—
8063, 9	Specialty hospitals .....	1	(D)	(D)	(D)	EE
807, 8, 9	Other health services .....	46	(D)	(D)	(D)	FF
807	Medical and dental laboratories .....	12	14 650	4 119	1 148	189
8071	Medical laboratories .....	6	14 014	3 919	1 099	173
8072	Dental laboratories .....	6	636	200	49	16
808	Home health care services .....	11	(D)	(D)	(D)	EE
809	Miscellaneous health and allied services, n.e.c. ....	23	(D)	(D)	(D)	CC
8092	Kidney dialysis centers .....	3	(D)	(D)	(D)	BB
8093	Specialty outpatient facilities, n.e.c. ....	10	(D)	(D)	(D)	BB
8099	Health and allied services, n.e.c. ....	10	(D)	(D)	(D)	BB
<b>81</b>	<b>Legal services</b> .....	<b>286</b>	<b>192 953</b>	<b>80 936</b>	<b>17 388</b>	<b>2 496</b>
<b>823, 4, 9</b>	<b>Selected educational services</b> .....	<b>29</b>	<b>5 534</b>	<b>1 958</b>	<b>456</b>	<b>124</b>
823	Libraries .....	—	—	—	—	—
824	Vocational schools .....	10	(D)	(D)	(D)	BB
829	Schools and educational services, n.e.c. ....	19	(D)	(D)	(D)	BB
<b>83</b>	<b>Social services</b> .....	<b>115</b>	<b>19 032</b>	<b>7 647</b>	<b>1 789</b>	<b>806</b>
835	Child day care services .....	77	12 326	5 354	1 257	629
832, 3, 6, 9	Other social services .....	38	6 706	2 293	532	177
<b>87 ex. 8733</b>	<b>Engineering, accounting, research, management, and related services (except noncommercial research organizations)</b> .....	<b>332</b>	<b>194 387</b>	<b>78 270</b>	<b>18 880</b>	<b>2 763</b>
871	Engineering, architectural, and surveying services .....	105	80 858	35 842	8 574	1 078
8711	Engineering services .....	67	63 857	28 357	6 768	837
8712	Architectural services .....	29	14 351	6 332	1 543	182
8713	Surveying services .....	9	2 650	1 153	263	59
872	Accounting, auditing, and bookkeeping services .....	100	50 470	16 777	4 148	635
873 ex. 8733	Research, development, and testing services (except noncommercial research organizations) .....	13	8 001	3 062	769	177
8731	Commercial physical and biological research .....	—	—	—	—	—
8732	Commercial economic, sociological, and educational research .....	6	(D)	(D)	(D)	BB
8734	Testing laboratories .....	7	(D)	(D)	(D)	CC
874	Management and public relations services .....	114	55 058	22 589	5 389	873
8741	Management services .....	34	(D)	(D)	(D)	EE
8742	Management consulting services .....	55	18 893	6 820	1 255	292
8743	Public relations services .....	8	(D)	(D)	(D)	BB
8744	Facilities support management services .....	2	(D)	(D)	(D)	CC
8748	Business consulting services, n.e.c. ....	15	(D)	(D)	(D)	BB
<b>89</b>	<b>Services, n.e.c.</b> .....	<b>18</b>	<b>7 665</b>	<b>2 956</b>	<b>737</b>	<b>175</b>
<b>SPARTANBURG COUNTY</b>						
	<b>Total</b> .....	<b>1 266</b>	<b>708 659</b>	<b>305 408</b>	<b>70 498</b>	<b>17 711</b>
<b>70 ex. 704</b>	<b>Hotels, rooming houses, camps, and other lodging places (except membership lodging)</b> .....	<b>26</b>	<b>(D)</b>	<b>(D)</b>	<b>(D)</b>	<b>FF</b>
7011	Hotels and motels .....	25	20 164	5 083	1 183	552
7011 pt.	Hotels .....	3	(D)	(D)	(D)	CC
7011 pt.	Motels, motor hotels, and tourist courts .....	22	(D)	(D)	(D)	EE
702, 3	Other lodging places .....	1	(D)	(D)	(D)	AA

**Table 6. Summary Statistics for Firms Subject to Federal Income Tax for Counties With 350 Establishments or More: 1992 — Con.**

[Includes only establishments with payroll. For meaning of abbreviations and symbols, see introductory text. For explanation of terms and comparability of 1987 and 1992 censuses, see appendix A. For information on geographic areas followed by ▲, see appendix F]

SIC code	Geographic area and kind of business or operation	Establishments (number)	Receipts (\$1,000)	Annual payroll (\$1,000)	First-quarter payroll (\$1,000)	Paid employees for pay period including March 12 (number)
<b>SPARTANBURG COUNTY—Con.</b>						
<b>72</b>	<b>Personal services -----</b>	<b>128</b>	<b>25 831</b>	<b>8 340</b>	<b>2 192</b>	<b>912</b>
721	Laundry, cleaning, and garment services -----	52	10 884	3 818	996	452
7211	Power laundries, family and commercial* -----	2	(D)	(D)	(D)	BB
7213	Linen supply* -----	—	—	—	—	—
7215	Coin-operated laundries and drycleaning -----	8	919	90	25	17
7216	Drycleaning plants, except rug cleaning* -----	27	5 349	2 411	580	313
7217	Carpet and upholstery cleaning -----	2	(D)	(D)	(D)	AA
7218	Industrial laundriers* -----	2	(D)	(D)	(D)	BB
7212, 9	Other laundry, cleaning, and garment services* -----	11	(D)	(D)	(D)	BB
722	Photographic studios, portrait -----	6	(D)	(D)	(D)	BB
723, 4	Beauty and barber shops -----	36	3 370	1 282	312	123
723	Beauty shops -----	36	3 370	1 282	312	123
724	Barber shops -----	—	—	—	—	—
725	Shoe repair shops and shoeshine parlors -----	—	—	—	—	—
726	Funeral service and crematories -----	11	7 065	1 786	430	107
729	Miscellaneous personal services -----	23	(D)	(D)	(D)	CC
<b>73</b>	<b>Business services -----</b>	<b>201</b>	<b>178 562</b>	<b>103 022</b>	<b>24 644</b>	<b>9 071</b>
731	Advertising -----	10	9 025	1 803	455	79
732	Consumer credit reporting agencies, mercantile reporting agencies, and adjustment and collection agencies -----	3	(D)	(D)	(D)	BB
733	Mailing, reproduction, commercial art and photography, and stenographic services -----	12	1 598	373	72	25
734	Services to dwellings and other buildings -----	60	49 232	30 944	7 595	3 238
735	Miscellaneous equipment rental and leasing -----	18	6 926	1 977	480	120
736	Personnel supply services -----	38	63 723	50 937	12 015	4 397
737	Computer programming, data processing, and other computer related services -----	19	29 478	7 574	1 687	231
7371, 2, 3	Computer programming, prepackaged software, and integrated systems -----	9	(D)	(D)	(D)	CC
7374, 5, 6	Data processing services -----	4	(D)	(D)	(D)	BB
7377, 8, 9	Computer rental and leasing, maintenance, and related services, n.e.c. -----	6	(D)	(D)	(D)	AA
738	Miscellaneous business services -----	41	(D)	(D)	(D)	FF
<b>75</b>	<b>Automotive repair, services, and parking -----</b>	<b>155</b>	<b>60 151</b>	<b>10 509</b>	<b>2 489</b>	<b>678</b>
751	Automotive rental and leasing, without drivers -----	16	31 708	3 409	747	187
752	Automobile parking -----	—	—	—	—	—
753	Automotive repair shops -----	119	24 156	5 875	1 448	393
7532	Top, body, and upholstery repair shops and paint shops -----	29	7 265	1 824	470	112
7538	General automotive repair shops -----	56	8 862	2 024	500	154
7533, 4, 6, 7, 9	Other automotive repair shops -----	34	8 029	2 027	478	127
754	Automotive services, except repair -----	20	4 287	1 225	294	98
<b>76</b>	<b>Miscellaneous repair services -----</b>	<b>80</b>	<b>35 180</b>	<b>9 865</b>	<b>2 248</b>	<b>466</b>
762	Electrical repair shops -----	23	11 605	4 478	1 014	194
7622	Radio and television repair shops -----	7	995	286	74	20
7623, 9	Other electrical and electronic repair shops -----	16	10 610	4 192	940	174
763	Watch, clock, and jewelry repair -----	1	(D)	(D)	(D)	AA
764	Reupholstery and furniture repair -----	7	534	176	41	15
769	Miscellaneous repair and related services -----	49	(D)	(D)	(D)	EE
<b>78, 79, 84</b>	<b>Amusement and recreation services, including motion pictures and museums -----</b>	<b>87</b>	<b>31 802</b>	<b>6 667</b>	<b>1 553</b>	<b>626</b>
781, 2	Motion picture production, distribution, and services -----	3	(D)	(D)	(D)	AA
783	Motion picture theaters -----	5	(D)	(D)	(D)	BB
784	Video tape rental -----	26	4 968	834	202	117
792	Theatrical producers (except motion picture), bands, orchestras, and entertainers -----	1	(D)	(D)	(D)	AA
793	Bowling centers -----	3	(D)	(D)	(D)	BB
79 ex. 792, 3, 84	Commercial sports and other amusement and recreation services, including museums -----	49	19 870	4 238	977	349
<b>80</b>	<b>Health services -----</b>	<b>295</b>	<b>197 548</b>	<b>92 235</b>	<b>20 002</b>	<b>3 114</b>
801	Offices and clinics of doctors of medicine -----	139	108 157	57 263	12 292	1 121
802	Offices and clinics of dentists -----	72	25 360	9 824	1 894	356
803	Offices and clinics of doctors of osteopathy -----	1	(D)	(D)	(D)	AA
804	Offices and clinics of other health practitioners -----	46	10 898	4 078	700	130
805	Nursing and personal care facilities -----	14	29 236	13 356	3 203	1 155
806	Hospitals -----	1	(D)	(D)	(D)	CC
807, 8, 9	Other health services -----	22	(D)	(D)	(D)	BB
<b>81</b>	<b>Legal services -----</b>	<b>106</b>	<b>42 116</b>	<b>17 515</b>	<b>3 587</b>	<b>458</b>
<b>823, 4, 9</b>	<b>Selected educational services -----</b>	<b>4</b>	<b>(D)</b>	<b>(D)</b>	<b>(D)</b>	<b>AA</b>
<b>83</b>	<b>Social services -----</b>	<b>75</b>	<b>11 760</b>	<b>4 750</b>	<b>1 090</b>	<b>582</b>
835	Child day care services -----	56	7 469	3 269	755	414
832, 3, 6, 9	Other social services -----	19	4 291	1 481	335	168

**Table 6. Summary Statistics for Firms Subject to Federal Income Tax for Counties With 350 Establishments or More: 1992 — Con.**

[Includes only establishments with payroll. For meaning of abbreviations and symbols, see introductory text. For explanation of terms and comparability of 1987 and 1992 censuses, see appendix A. For information on geographic areas followed by ▲, see appendix F]

SIC code	Geographic area and kind of business or operation	Establishments (number)	Receipts (\$1,000)	Annual payroll (\$1,000)	First-quarter payroll (\$1,000)	Paid employees for pay period including March 12 (number)
<b>SPARTANBURG COUNTY—Con.</b>						
<b>87 ex. 8733</b>	<b>Engineering, accounting, research, management, and related services (except noncommercial research organizations) -----</b>	<b>102</b>	<b>104 010</b>	<b>46 835</b>	<b>11 355</b>	<b>1 201</b>
871	Engineering, architectural, and surveying services -----	40	81 520	36 830	9 258	892
872	Accounting, auditing, and bookkeeping services -----	32	9 594	4 760	1 097	184
873 ex. 8733	Research, development, and testing services (except noncommercial research organizations) -----	3	628	274	35	8
874	Management and public relations services -----	27	12 268	4 971	965	117
<b>89</b>	<b>Services, n.e.c. -----</b>	<b>7</b>	<b>(D)</b>	<b>(D)</b>	<b>(D)</b>	<b>BB</b>
<b>SUMTER COUNTY</b> (Coextensive with Sumter, SC MSA; see table 7a.)						
<b>YORK COUNTY</b>						
<b>Total -----</b>		<b>755</b>	<b>394 353</b>	<b>147 256</b>	<b>31 511</b>	<b>6 986</b>
<b>70 ex. 704</b>	<b>Hotels, rooming houses, camps, and other lodging places (except membership lodging) -----</b>	<b>18</b>	<b>27 496</b>	<b>6 664</b>	<b>791</b>	<b>394</b>
7011	Hotels and motels -----	18	27 496	6 664	791	394
7011 pt. 7011 pt.	Hotels -----	5	18 883	5 081	418	190
	Motels, motor hotels, and tourist courts -----	13	8 613	1 583	373	204
702, 3	Other lodging places -----	—	—	—	—	—
<b>72</b>	<b>Personal services -----</b>	<b>92</b>	<b>15 829</b>	<b>4 810</b>	<b>1 259</b>	<b>543</b>
721	Laundry, cleaning, and garment services -----	37	6 367	2 164	504	222
7211	Power laundries, family and commercial* -----	—	—	—	—	—
7213	Linen supply* -----	—	—	—	—	—
7215	Coin-operated laundries and drycleaning -----	13	1 008	196	58	29
7216	Drycleaning plants, except rug cleaning* -----	16	4 083	1 685	383	170
7217	Carpet and upholstery cleaning -----	6	(D)	(D)	(D)	AA
7218	Industrial laundriers* -----	1	(D)	(D)	(D)	AA
7212, 9	Other laundry, cleaning, and garment services* -----	1	(D)	(D)	(D)	AA
722	Photographic studios, portrait -----	5	554	138	31	19
723, 4	Beauty and barber shops -----	22	2 649	984	242	98
723	Beauty shops -----	22	2 649	984	242	98
724	Barber shops -----	—	—	—	—	—
725	Shoe repair shops and shoeshine parlors -----	1	(D)	(D)	(D)	AA
726	Funeral service and crematories -----	6	3 155	777	227	50
729	Miscellaneous personal services -----	21	(D)	(D)	(D)	CC
<b>73</b>	<b>Business services -----</b>	<b>118</b>	<b>58 912</b>	<b>25 256</b>	<b>5 476</b>	<b>1 146</b>
731	Advertising -----	6	1 477	470	113	19
732	Consumer credit reporting agencies, mercantile reporting agencies, and adjustment and collection agencies -----	4	4 775	1 315	325	53
733	Mailing, reproduction, commercial art and photography, and stenographic services -----	10	976	272	37	17
734	Services to dwellings and other buildings -----	31	6 846	3 591	827	271
735	Miscellaneous equipment rental and leasing -----	11	7 310	1 778	310	66
736	Personnel supply services -----	10	11 797	8 022	1 557	364
737	Computer programming, data processing, and other computer related services -----	18	19 382	7 731	1 912	204
7371, 2, 3	Computer programming, prepackaged software, and integrated systems -----	12	(D)	(D)	(D)	BB
7374, 5, 6	Data processing services -----	2	(D)	(D)	(D)	BB
7377, 8, 9	Computer rental and leasing, maintenance, and related services, n.e.c. -----	4	(D)	(D)	(D)	BB
738	Miscellaneous business services -----	28	6 349	2 077	395	152
<b>75</b>	<b>Automotive repair, services, and parking -----</b>	<b>74</b>	<b>15 482</b>	<b>3 966</b>	<b>980</b>	<b>267</b>
751	Automotive rental and leasing, without drivers -----	3	(D)	(D)	(D)	AA
752	Automobile parking -----	—	—	—	—	—
753	Automotive repair shops -----	60	12 132	3 178	792	194
7532	Top, body, and upholstery repair shops and paint shops -----	16	3 966	1 004	261	56
7538	General automotive repair shops -----	33	6 398	1 677	423	111
7533, 4, 6, 7, 9	Other automotive repair shops -----	11	1 768	497	108	27
754	Automotive services, except repair -----	11	(D)	(D)	(D)	BB
<b>76</b>	<b>Miscellaneous repair services -----</b>	<b>53</b>	<b>15 532</b>	<b>5 210</b>	<b>1 166</b>	<b>244</b>
762	Electrical repair shops -----	14	3 133	965	208	47
7622	Radio and television repair shops -----	2	(D)	(D)	(D)	AA
7623, 9	Other electrical and electronic repair shops -----	12	(D)	(D)	(D)	BB
763	Watch, clock, and jewelry repair -----	—	—	—	—	—
764	Reupholstery and furniture repair -----	5	294	87	22	8
769	Miscellaneous repair and related services -----	34	12 105	4 158	936	189

**Table 6. Summary Statistics for Firms Subject to Federal Income Tax for Counties With 350 Establishments or More: 1992 — Con.**

[Includes only establishments with payroll. For meaning of abbreviations and symbols, see introductory text. For explanation of terms and comparability of 1987 and 1992 censuses, see appendix A. For information on geographic areas followed by ▲, see appendix F]

SIC code	Geographic area and kind of business or operation	Establishments (number)	Receipts (\$1,000)	Annual payroll (\$1,000)	First-quarter payroll (\$1,000)	Paid employees for pay period including March 12 (number)
<b>YORK COUNTY — Con.</b>						
<b>78, 79, 84</b>	<b>Amusement and recreation services, including motion pictures and museums</b> .....	<b>60</b>	<b>17 865</b>	<b>4 863</b>	<b>1 058</b>	<b>468</b>
781, 2	Motion picture production, distribution, and services .....	2	(D)	(D)	(D)	AA
783	Motion picture theaters .....	1	(D)	(D)	(D)	AA
784	Video tape rental .....	13	2 085	376	80	57
792	Theatrical producers (except motion picture), bands, orchestras, and entertainers .....	5	564	170	50	14
793	Bowling centers .....	1	(D)	(D)	(D)	BB
79 ex. 792, 3, 84	Commercial sports and other amusement and recreation services, including museums .....	38	11 831	3 441	736	344
<b>80</b>	<b>Health services</b> .....	<b>153</b>	<b>198 575</b>	<b>78 616</b>	<b>16 646</b>	<b>2 909</b>
801	Offices and clinics of doctors of medicine .....	57	53 491	29 998	5 650	539
802	Offices and clinics of dentists .....	44	14 604	5 966	1 400	233
803	Offices and clinics of doctors of osteopathy .....	—	—	—	—	—
804	Offices and clinics of other health practitioners .....	36	(D)	(D)	(D)	CC
805	Nursing and personal care facilities .....	6	20 138	9 401	2 276	776
806	Hospitals .....	1	(D)	(D)	(D)	GG
807, 8, 9	Other health services .....	9	(D)	(D)	(D)	CC
<b>81</b>	<b>Legal services</b> .....	<b>61</b>	<b>18 007</b>	<b>6 784</b>	<b>1 463</b>	<b>242</b>
<b>823, 4, 9</b>	<b>Selected educational services</b> .....	<b>6</b>	<b>(D)</b>	<b>(D)</b>	<b>(D)</b>	<b>BB</b>
<b>83</b>	<b>Social services</b> .....	<b>41</b>	<b>6 488</b>	<b>2 818</b>	<b>703</b>	<b>348</b>
835	Child day care services .....	34	4 791	2 276	561	277
832, 3, 6, 9	Other social services .....	7	1 697	542	142	71
<b>87 ex. 8733</b>	<b>Engineering, accounting, research, management, and related services (except noncommercial research organizations)</b> .....	<b>76</b>	<b>18 416</b>	<b>7 536</b>	<b>1 743</b>	<b>385</b>
871	Engineering, architectural, and surveying services .....	26	7 978	3 799	844	162
872	Accounting, auditing, and bookkeeping services .....	29	6 544	2 610	672	156
873 ex. 8733	Research, development, and testing services (except noncommercial research organizations) .....	1	(D)	(D)	(D)	AA
874	Management and public relations services .....	20	(D)	(D)	(D)	BB
<b>89</b>	<b>Services, n.e.c.</b> .....	<b>3</b>	<b>(D)</b>	<b>(D)</b>	<b>(D)</b>	<b>AA</b>

**Table 7a. Summary Statistics for Firms Subject to Federal Income Tax for Metropolitan Areas: 1992**

[Includes only establishments with payroll. For meaning of abbreviations and symbols, see introductory text. For explanation of terms and comparability of 1987 and 1992 censuses, see appendix A. For definitions of CMSA's, MSA's, and PMSA's, see appendix D]

SIC code	Geographic area and kind of business or operation	Establishments (number)	Receipts (\$1,000)	Annual payroll (\$1,000)	First-quarter payroll (\$1,000)	Paid employees for pay period including March 12 (number)
<b>AUGUSTA-AIKEN, GA-SC MSA</b>						
<b>Total</b> .....		<b>2 523</b>	<b>1 767 889</b>	<b>807 094</b>	<b>183 403</b>	<b>33 973</b>
<b>70 ex. 704</b>	<b>Hotels, rooming houses, camps, and other lodging places (except membership lodging)</b> .....	<b>85</b>	<b>59 333</b>	<b>15 913</b>	<b>3 411</b>	<b>1 651</b>
7011	Hotels and motels .....	80	59 074	15 886	3 406	1 645
7011 pt.	Hotels .....	34	42 977	12 233	2 693	1 238
7011 pt.	Hotels, 25 guestrooms or more .....	27	42 303	12 154	2 670	1 221
7011 pt.	Hotels, less than 25 guestrooms .....	7	674	79	23	17
7011 pt.	Motels, motor hotels, and tourist courts .....	46	16 097	3 653	713	407
7011 pt.	Motels, tourist courts .....	43	(D)	(D)	(D)	EE
7011 pt.	Motor hotels .....	3	(D)	(D)	(D)	BB
702, 3	Other lodging places .....	5	259	27	5	6
702	Rooming and boarding houses .....	3	(D)	(D)	(D)	AA
703	Camps and recreational vehicle parks .....	2	(D)	(D)	(D)	AA



**Table 7a. Summary Statistics for Firms Subject to Federal Income Tax for Metropolitan Areas: 1992—Con.**

[Includes only establishments with payroll. For meaning of abbreviations and symbols, see introductory text. For explanation of terms and comparability of 1987 and 1992 censuses, see appendix A. For definitions of CMSA's, MSA's, and PMSA's, see appendix D]

SIC code	Geographic area and kind of business or operation	Establishments (number)	Receipts (\$1,000)	Annual payroll (\$1,000)	First-quarter payroll (\$1,000)	Paid employees for pay period including March 12 (number)
<b>AUGUSTA-AIKEN, GA-SC MSA—Con.</b>						
<b>75</b>	<b>Automotive repair, services, and parking</b> -----	<b>257</b>	<b>93 638</b>	<b>23 803</b>	<b>5 532</b>	<b>1 347</b>
751	Automotive rental and leasing, without drivers -----	16	22 290	2 553	594	123
7513	Truck rental and leasing, without drivers -----	7	17 286	1 866	431	84
7514, 5	Passenger car rental and leasing -----	7	(D)	(D)	(D)	BB
7514	Passenger car rental -----	7	(D)	(D)	(D)	BB
7515	Passenger car leasing -----	—	—	—	—	—
7519	Utility trailer and recreational vehicle rental -----	2	(D)	(D)	(D)	AA
752	Automobile parking -----	3	543	159	27	19
753	Automotive repair shops -----	204	64 160	19 069	4 419	952
7532	Top, body, and upholstery repair shops and paint shops -----	50	30 293	9 346	2 237	396
7532 pt.	Top and body repair shops -----	42	27 308	8 469	2 045	353
7532 pt.	Paint shops -----	8	2 985	877	192	43
7538	General automotive repair shops -----	108	24 175	7 122	1 545	401
7538 pt.	General automotive repair shops, except diesel -----	95	20 718	6 103	1 307	353
7538 pt.	Diesel repair shops -----	13	3 457	1 019	238	48
7533, 4, 6, 7, 9	Other automotive repair shops -----	46	9 692	2 601	637	155
7533	Automotive exhaust system repair shops -----	11	2 797	625	152	40
7534	Tire retreading and repair shops -----	2	(D)	(D)	(D)	AA
7536	Automotive glass replacement shops -----	8	1 675	413	91	23
7537	Automotive transmission repair shops -----	9	2 649	848	215	47
7539	Automotive repair shops, n.e.c. -----	16	(D)	(D)	(D)	BB
7539 pt.	Radiator repair -----	5	875	233	54	15
7539 pt.	Brake, front end, and wheel alignment -----	7	927	343	83	22
7539 pt.	Automotive electrical and fuel system services -----	3	(D)	(D)	(D)	AA
7539 pt.	Other automotive repair shops, n.e.c. -----	1	(D)	(D)	(D)	AA
754	Automotive services, except repair -----	34	6 645	2 022	492	253
7542	Carwashes -----	19	3 700	1 463	364	202
7549	Automotive services, except repair and carwashes -----	15	2 945	559	128	51
<b>76</b>	<b>Miscellaneous repair services</b> -----	<b>102</b>	<b>31 383</b>	<b>9 899</b>	<b>2 458</b>	<b>633</b>
762	Electrical repair shops -----	28	8 871	3 116	738	189
7622	Radio and television repair shops -----	9	1 295	368	90	28
7623, 9	Other electrical and electronic repair shops -----	19	7 576	2 748	648	161
7623	Refrigeration and air-conditioning service and repair shops -----	4	1 536	422	107	23
7629	Electrical and electronic repair shops, n.e.c. -----	15	6 040	2 326	541	138
763	Watch, clock, and jewelry repair -----	3	(D)	(D)	(D)	BB
764	Reupholstery and furniture repair -----	14	3 325	1 053	258	74
769	Miscellaneous repair and related services -----	57	(D)	(D)	(D)	EE
7692	Welding repair -----	8	1 441	541	144	34
7694	Armature rewinding shops -----	4	2 794	468	101	34
7699	Repair shops and related services, n.e.c. -----	45	(D)	(D)	(D)	EE
<b>78, 79, 84</b>	<b>Amusement and recreation services, including motion pictures and museums</b> -----	<b>154</b>	<b>69 816</b>	<b>18 910</b>	<b>4 245</b>	<b>1 656</b>
781, 2	Motion picture production, distribution, and services -----	3	(D)	(D)	(D)	AA
783	Motion picture theaters -----	11	10 258	1 451	283	153
7832	Motion picture theaters, except drive-in -----	11	10 258	1 451	283	153
7833	Drive-in motion picture theaters -----	—	—	—	—	—
784	Video tape rental -----	36	9 687	2 016	544	249
792	Theatrical producers (except motion picture), bands, orchestras, and entertainers -----	4	(D)	(D)	(D)	AA
7922	Theatrical producers (except motion picture) and miscellaneous theatrical services -----	2	(D)	(D)	(D)	AA
7929	Bands, orchestras, actors, and other entertainers and entertainment groups -----	2	(D)	(D)	(D)	AA
793	Bowling centers -----	6	3 435	861	221	86
79 ex. 792, 3, 84	Commercial sports and other amusement and recreation services, including museums -----	94	43 218	13 330	2 850	1 135
794	Commercial sports -----	7	1 229	371	75	40
7941	Professional sports clubs, managers, promoters -----	1	(D)	(D)	(D)	AA
7948	Racing, including track operation -----	6	(D)	(D)	(D)	BB
79 ex. 792, 3, 4, 84	Other amusement and recreation services, including museums -----	87	41 989	12 959	2 775	1 095
791	Dance studios, schools, and halls -----	13	1 630	454	119	72
7991	Physical fitness facilities -----	13	4 714	1 393	326	201
7992	Public golf courses -----	6	1 616	456	77	30
7993	Coin-operated amusement devices -----	14	4 538	892	181	59
7996	Amusement parks -----	—	—	—	—	—
7997	Membership sports and recreation clubs -----	15	19 343	7 741	1 742	513
7999, 84	Amusement and recreation services, including museums, n.e.c. -----	26	10 148	2 023	330	220
7999 pt.	Concession operators of amusement devices and rides -----	1	(D)	(D)	(D)	AA
7999 pt.	Carnivals, circuses, and fairs -----	3	(D)	(D)	(D)	BB
7999 pt., 84	Other recreation and amusements, including museums -----	22	(D)	(D)	(D)	CC

**Table 7a. Summary Statistics for Firms Subject to Federal Income Tax for Metropolitan Areas: 1992—Con.**

[Includes only establishments with payroll. For meaning of abbreviations and symbols, see introductory text. For explanation of terms and comparability of 1987 and 1992 censuses, see appendix A. For definitions of CMSA's, MSA's, and PMSA's, see appendix D]

SIC code	Geographic area and kind of business or operation	Establishments (number)	Receipts (\$1,000)	Annual payroll (\$1,000)	First-quarter payroll (\$1,000)	Paid employees for pay period including March 12 (number)
<b>AUGUSTA-AIKEN, GA-SC MSA—Con.</b>						
<b>80</b>	<b>Health services -----</b>	<b>711</b>	<b>643 022</b>	<b>281 738</b>	<b>60 004</b>	<b>9 254</b>
801	Offices and clinics of doctors of medicine -----	361	258 379	146 367	29 045	2 531
8011 pt.	Offices of doctors of medicine -----	354	244 325	138 419	27 275	2 273
8011 pt.	General medical clinics -----	7	14 054	7 948	1 770	258
802	Offices and clinics of dentists -----	157	50 612	19 648	4 073	841
803	Offices and clinics of doctors of osteopathy -----	3	753	413	71	8
804	Offices and clinics of other health practitioners -----	92	28 043	10 276	2 103	414
8041	Offices and clinics of chiropractors -----	28	6 110	2 104	450	105
8042	Offices and clinics of optometrists -----	25	8 828	3 025	665	118
8043	Offices and clinics of podiatrists -----	7	2 549	844	211	34
8049	Offices and clinics of health practitioners, n.e.c. -----	32	10 556	4 303	777	157
805	Nursing and personal care facilities -----	30	47 468	22 055	4 766	1 708
8051	Skilled nursing care facilities -----	21	43 543	20 433	4 402	1 585
8052	Intermediate care facilities -----	1	(D)	(D)	(D)	BB
8059	Nursing and personal care facilities, n.e.c. -----	8	(D)	(D)	(D)	BB
806	Hospitals -----	5	(D)	(D)	(D)	GG
8062	General medical and surgical hospitals -----	2	(D)	(D)	(D)	GG
8063, 9	Specialty hospitals -----	3	(D)	(D)	(D)	CC
807, 8, 9	Other health services -----	63	(D)	(D)	(D)	GG
807	Medical and dental laboratories -----	19	14 834	4 715	1 039	176
8071	Medical laboratories -----	10	13 727	4 308	957	143
8072	Dental laboratories -----	9	1 107	407	82	33
808	Home health care services -----	20	24 291	12 966	2 951	907
809	Miscellaneous health and allied services, n.e.c. -----	24	(D)	(D)	(D)	CC
8092	Kidney dialysis centers -----	8	(D)	(D)	(D)	CC
8093	Specialty outpatient facilities, n.e.c. -----	9	3 338	864	181	38
8099	Health and allied services, n.e.c. -----	7	3 291	729	153	44
<b>81</b>	<b>Legal services -----</b>	<b>205</b>	<b>64 851</b>	<b>26 909</b>	<b>6 105</b>	<b>771</b>
<b>823, 4, 9</b>	<b>Selected educational services -----</b>	<b>16</b>	<b>7 997</b>	<b>3 832</b>	<b>1 170</b>	<b>238</b>
823	Libraries -----	—	—	—	—	—
824	Vocational schools -----	8	7 098	3 525	1 097	160
829	Schools and educational services, n.e.c. -----	8	899	307	73	78
<b>83</b>	<b>Social services -----</b>	<b>97</b>	<b>18 450</b>	<b>8 070</b>	<b>1 806</b>	<b>938</b>
835	Child day care services -----	71	12 959	6 226	1 395	789
832, 3, 6, 9	Other social services -----	26	5 491	1 844	411	149
<b>87 ex. 8733</b>	<b>Engineering, accounting, research, management, and related services (except noncommercial research organizations) -----</b>	<b>256</b>	<b>465 900</b>	<b>266 432</b>	<b>62 096</b>	<b>6 966</b>
871	Engineering, architectural, and surveying services -----	101	363 897	224 144	52 370	5 274
8711	Engineering services -----	61	(D)	(D)	(D)	II
8712	Architectural services -----	17	(D)	(D)	(D)	CC
8713	Surveying services -----	23	3 024	1 345	270	81
872	Accounting, auditing, and bookkeeping services -----	91	28 294	9 329	2 299	480
873 ex. 8733	Research, development, and testing services (except noncommercial research organizations) -----	12	6 315	3 095	773	120
8731	Commercial physical and biological research -----	4	(D)	(D)	(D)	BB
8732	Commercial economic, sociological, and educational research -----	3	(D)	(D)	(D)	AA
8734	Testing laboratories -----	5	(D)	(D)	(D)	BB
874	Management and public relations services -----	52	67 394	29 864	6 654	1 092
8741	Management services -----	20	22 021	9 265	2 206	268
8742	Management consulting services -----	24	(D)	(D)	(D)	BB
8743	Public relations services -----	1	(D)	(D)	(D)	AA
8744	Facilities support management services -----	1	(D)	(D)	(D)	FF
8748	Business consulting services, n.e.c. -----	6	(D)	(D)	(D)	BB
<b>89</b>	<b>Services, n.e.c. -----</b>	<b>18</b>	<b>4 273</b>	<b>1 795</b>	<b>360</b>	<b>62</b>
<b>CHARLESTON-NORTH CHARLESTON, SC MSA</b>						
	<b>Total -----</b>	<b>3 531</b>	<b>1 829 473</b>	<b>670 478</b>	<b>149 162</b>	<b>36 651</b>
<b>70 ex. 704</b>	<b>Hotels, rooming houses, camps, and other lodging places (except membership lodging) -----</b>	<b>127</b>	<b>167 483</b>	<b>41 915</b>	<b>9 170</b>	<b>3 910</b>
7011	Hotels and motels -----	117	165 637	41 545	9 101	3 866
7011 pt.	Hotels -----	43	115 338	29 259	6 403	2 388
7011 pt.	Hotels, 25 guestrooms or more -----	23	111 011	28 312	6 253	2 285
7011 pt.	Hotels, less than 25 guestrooms -----	20	4 327	947	150	103
7011 pt.	Motels, motor hotels, and tourist courts -----	74	50 299	12 286	2 698	1 478
7011 pt.	Motels, tourist courts -----	62	35 619	8 254	1 786	1 005
7011 pt.	Motor hotels -----	12	14 680	4 032	912	473
702, 3	Other lodging places -----	10	1 846	370	69	44
702	Rooming and boarding houses -----	2	(D)	(D)	(D)	AA
703	Camps and recreational vehicle parks -----	8	(D)	(D)	(D)	BB





Table 7a. **Summary Statistics for Firms Subject to Federal Income Tax for Metropolitan Areas: 1992 — Con.**

[Includes only establishments with payroll. For meaning of abbreviations and symbols, see introductory text. For explanation of terms and comparability of 1987 and 1992 censuses, see appendix A. For definitions of CMSA's, MSA's, and PMSA's, see appendix D]

SIC code	Geographic area and kind of business or operation	Establishments (number)	Receipts (\$1,000)	Annual payroll (\$1,000)	First-quarter payroll (\$1,000)	Paid employees for pay period including March 12 (number)
<b>CHARLESTON-NORTH CHARLESTON, SC MSA— Con.</b>						
<b>75</b>	<b>Automotive repair, services, and parking -----</b>	<b>322</b>	<b>133 964</b>	<b>31 723</b>	<b>7 341</b>	<b>1 943</b>
751	Automotive rental and leasing, without drivers -----	24	53 629	8 089	1 949	541
7513	Truck rental and leasing, without drivers -----	9	5 390	1 198	286	80
7514, 5	Passenger car rental and leasing -----	15	48 239	6 891	1 663	461
7514	Passenger car rental -----	15	48 239	6 891	1 663	461
7515	Passenger car leasing -----	—	—	—	—	—
7519	Utility trailer and recreational vehicle rental -----	—	—	—	—	—
752	Automobile parking -----	4	(D)	(D)	(D)	AA
753	Automotive repair shops -----	256	67 962	19 353	4 433	1 030
7532	Top, body, and upholstery repair shops and paint shops -----	79	21 175	6 314	1 516	344
7532 pt.	Top and body repair shops -----	68	19 022	5 718	1 399	308
7532 pt.	Paint shops -----	11	2 153	596	117	36
7538	General automotive repair shops -----	122	30 605	8 815	2 025	478
7538 pt.	General automotive repair shops, except diesel -----	111	25 180	6 717	1 528	391
7538 pt.	Diesel repair shops -----	11	5 425	2 098	497	87
7533, 4, 6, 7, 9	Other automotive repair shops -----	55	16 182	4 224	892	208
7533	Automotive exhaust system repair shops -----	11	4 228	1 076	191	45
7534	Tire retreading and repair shops -----	5	3 157	755	148	35
7536	Automotive glass replacement shops -----	8	2 983	580	136	28
7537	Automotive transmission repair shops -----	12	3 111	851	197	46
7539	Automotive repair shops, n.e.c. -----	19	2 703	962	220	54
7539 pt.	Radiator repair -----	7	741	200	52	11
7539 pt.	Brake, front end, and wheel alignment -----	7	850	239	52	17
7539 pt.	Automotive electrical and fuel system services -----	3	(D)	(D)	(D)	BB
7539 pt.	Other automotive repair shops, n.e.c. -----	2	(D)	(D)	(D)	AA
754	Automotive services, except repair -----	38	(D)	(D)	(D)	EE
7542	Carwashes -----	14	(D)	(D)	(D)	CC
7549	Automotive services, except repair and carwashes -----	24	6 608	2 014	444	139
<b>76</b>	<b>Miscellaneous repair services -----</b>	<b>170</b>	<b>74 653</b>	<b>25 092</b>	<b>6 062</b>	<b>1 182</b>
762	Electrical repair shops -----	52	20 571	7 597	1 897	408
7622	Radio and television repair shops -----	16	5 445	1 479	396	92
7623, 9	Other electrical and electronic repair shops -----	36	15 126	6 118	1 501	316
7623	Refrigeration and air-conditioning service and repair shops -----	8	1 723	402	91	29
7629	Electrical and electronic repair shops, n.e.c. -----	28	13 403	5 716	1 410	287
763	Watch, clock, and jewelry repair -----	4	(D)	(D)	(D)	AA
764	Reupholstery and furniture repair -----	19	2 056	616	155	64
769	Miscellaneous repair and related services -----	95	(D)	(D)	(D)	FF
7692	Welding repair -----	6	1 068	373	79	36
7694	Armature rewinding shops -----	11	13 098	3 536	867	111
7699	Repair shops and related services, n.e.c. -----	78	(D)	(D)	(D)	FF
<b>78, 79, 84</b>	<b>Amusement and recreation services, including motion pictures and museums -----</b>	<b>199</b>	<b>82 873</b>	<b>18 934</b>	<b>4 402</b>	<b>1 940</b>
781, 2	Motion picture production, distribution, and services -----	5	2 150	565	147	25
783	Motion picture theaters -----	14	10 559	1 592	372	219
7832	Motion picture theaters, except drive-in -----	14	10 559	1 592	372	219
7833	Drive-in motion picture theaters -----	—	—	—	—	—
784	Video tape rental -----	52	13 139	2 648	620	334
792	Theatrical producers (except motion picture), bands, orchestras, and entertainers -----	4	353	98	41	23
7922	Theatrical producers (except motion picture) and miscellaneous theatrical services -----	1	(D)	(D)	(D)	AA
7929	Bands, orchestras, actors, and other entertainers and entertainment groups -----	3	(D)	(D)	(D)	AA
793	Bowling centers -----	8	4 431	1 132	283	153
79 ex. 792, 3; 84	Commercial sports and other amusement and recreation services, including museums -----	116	52 241	12 899	2 939	1 186
794	Commercial sports -----	3	(D)	(D)	(D)	BB
7941	Professional sports clubs, managers, promoters -----	1	(D)	(D)	(D)	BB
7948	Racing, including track operation -----	2	(D)	(D)	(D)	AA
79 ex. 792, 3, 4; 84	Other amusement and recreation services, including museums -----	113	(D)	(D)	(D)	GG
791	Dance studios, schools, and halls -----	8	816	272	56	50
7991	Physical fitness facilities -----	17	11 017	2 784	690	305
7992	Public golf courses -----	10	(D)	(D)	(D)	BB
7993	Coin-operated amusement devices -----	19	13 984	2 415	552	133
7996	Amusement parks -----	—	—	—	—	—
7997	Membership sports and recreation clubs -----	14	9 471	2 785	694	250
7999, 84	Amusement and recreation services, including museums, n.e.c. -----	45	(D)	(D)	(D)	EE
7999 pt.	Concession operators of amusement devices and rides -----	1	(D)	(D)	(D)	AA
7999 pt.	Carnivals, circuses, and fairs -----	—	—	—	—	—
7999 pt., 84	Other recreation and amusements, including museums -----	44	(D)	(D)	(D)	EE

**Table 7a. Summary Statistics for Firms Subject to Federal Income Tax for Metropolitan Areas: 1992 — Con.**

[Includes only establishments with payroll. For meaning of abbreviations and symbols, see introductory text. For explanation of terms and comparability of 1987 and 1992 censuses, see appendix A. For definitions of CMSA's, MSA's, and PMSA's, see appendix D]

SIC code	Geographic area and kind of business or operation	Establishments (number)	Receipts (\$1,000)	Annual payroll (\$1,000)	First-quarter payroll (\$1,000)	Paid employees for pay period including March 12 (number)
<b>CHARLESTON—NORTH CHARLESTON, SC MSA—Con.</b>						
<b>80</b>	<b>Health services</b> -----	<b>816</b>	<b>592 027</b>	<b>233 783</b>	<b>51 747</b>	<b>9 111</b>
801	Offices and clinics of doctors of medicine -----	405	285 975	128 594	27 778	3 193
8011 pt.	Offices of doctors of medicine -----	393	272 328	124 172	26 690	2 963
8011 pt.	General medical clinics -----	12	13 647	4 422	1 088	230
802	Offices and clinics of dentists -----	207	61 247	22 299	5 122	1 108
803	Offices and clinics of doctors of osteopathy -----	3	585	247	53	8
804	Offices and clinics of other health practitioners -----	124	27 813	9 857	2 210	473
8041	Offices and clinics of chiropractors -----	52	10 836	3 748	593	114
8042	Offices and clinics of optometrists -----	26	5 445	1 478	363	103
8043	Offices and clinics of podiatrists -----	4	719	168	43	12
8049	Offices and clinics of health practitioners, n.e.c. -----	42	10 813	4 463	1 211	244
805	Nursing and personal care facilities -----	16	36 285	15 906	3 884	1 537
8051	Skilled nursing care facilities -----	14	(D)	(D)	(D)	GG
8052	Intermediate care facilities -----	—	—	—	—	—
8059	Nursing and personal care facilities, n.e.c. -----	2	(D)	(D)	(D)	BB
806	Hospitals -----	5	147 981	45 741	10 560	2 274
8062	General medical and surgical hospitals -----	2	(D)	(D)	(D)	GG
8063, 9	Specialty hospitals -----	3	(D)	(D)	(D)	CC
807, 8, 9	Other health services -----	56	32 141	11 139	2 140	518
807	Medical and dental laboratories -----	21	9 578	2 154	472	80
8071	Medical laboratories -----	8	7 404	1 244	271	39
8072	Dental laboratories -----	13	2 174	910	201	41
808	Home health care services -----	9	7 886	3 929	594	220
809	Miscellaneous health and allied services, n.e.c. -----	26	14 677	5 056	1 074	218
8092	Kidney dialysis centers -----	2	(D)	(D)	(D)	BB
8093	Specialty outpatient facilities, n.e.c. -----	15	5 225	1 965	426	80
8099	Health and allied services, n.e.c. -----	9	(D)	(D)	(D)	BB
<b>81</b>	<b>Legal services</b> -----	<b>339</b>	<b>157 009</b>	<b>66 063</b>	<b>11 584</b>	<b>1 656</b>
<b>823, 4, 9</b>	<b>Selected educational services</b> -----	<b>19</b>	<b>2 548</b>	<b>804</b>	<b>185</b>	<b>101</b>
823	Libraries -----	1	(D)	(D)	(D)	AA
824	Vocational schools -----	3	153	43	8	6
829	Schools and educational services, n.e.c. -----	15	(D)	(D)	(D)	BB
<b>83</b>	<b>Social services</b> -----	<b>166</b>	<b>34 099</b>	<b>14 931</b>	<b>3 443</b>	<b>1 583</b>
835	Child day care services -----	124	19 303	8 871	2 078	1 079
832, 3, 6, 9	Other social services -----	42	14 796	6 060	1 365	504
<b>87 ex. 8733</b>	<b>Engineering, accounting, research, management, and related services (except noncommercial research organizations)</b> -----	<b>416</b>	<b>224 905</b>	<b>89 316</b>	<b>21 104</b>	<b>3 387</b>
871	Engineering, architectural, and surveying services -----	156	130 680	51 964	12 527	1 974
8711	Engineering services -----	84	107 720	42 472	10 249	1 602
8712	Architectural services -----	38	17 980	6 860	1 649	213
8713	Surveying services -----	34	4 980	2 632	629	159
872	Accounting, auditing, and bookkeeping services -----	137	31 492	13 005	3 498	618
873 ex. 8733	Research, development, and testing services (except noncommercial research organizations) -----	25	16 245	6 365	1 436	285
8731	Commercial physical and biological research -----	7	1 096	406	104	19
8732	Commercial economic, sociological, and educational research -----	7	(D)	(D)	(D)	BB
8734	Testing laboratories -----	11	(D)	(D)	(D)	CC
874	Management and public relations services -----	98	46 488	17 982	3 643	510
8741	Management services -----	33	20 798	9 148	1 944	187
8742	Management consulting services -----	50	23 064	7 848	1 467	262
8743	Public relations services -----	2	(D)	(D)	(D)	AA
8744	Facilities support management services -----	5	1 420	548	129	38
8748	Business consulting services, n.e.c. -----	8	(D)	(D)	(D)	AA
<b>89</b>	<b>Services, n.e.c.</b> -----	<b>20</b>	<b>7 095</b>	<b>2 902</b>	<b>657</b>	<b>103</b>
<b>CHARLOTTE—GASTONIA—ROCK HILL, NC—SC MSA</b>						
<b>Total</b> -----		<b>8 724</b>	<b>5 921 442</b>	<b>2 221 708</b>	<b>503 475</b>	<b>97 488</b>
<b>70 ex. 704</b>	<b>Hotels, rooming houses, camps, and other lodging places (except membership lodging)</b> -----	<b>190</b>	<b>259 012</b>	<b>71 519</b>	<b>16 782</b>	<b>6 339</b>
7011	Hotels and motels -----	178	257 232	71 108	16 714	6 307
7011 pt.	Hotels -----	91	207 385	59 257	13 929	4 978
7011 pt.	Hotels, 25 guestrooms or more -----	85	206 538	59 069	13 899	4 946
7011 pt.	Hotels, less than 25 guestrooms -----	6	847	188	30	32
7011 pt.	Hotels, motor hotels, and tourist courts -----	87	49 847	11 851	2 785	1 329
7011 pt.	Hotels, tourist courts -----	81	41 689	9 692	2 291	1 122
7011 pt.	Motor hotels -----	6	8 158	2 159	494	207
702, 3	Other lodging places -----	12	1 780	411	68	32
702	Rooming and boarding houses -----	3	366	123	25	13
703	Camps and recreational vehicle parks -----	9	1 414	288	43	19

**Table 7a. Summary Statistics for Firms Subject to Federal Income Tax for Metropolitan Areas: 1992 — Con.**

[Includes only establishments with payroll. For meaning of abbreviations and symbols, see introductory text. For explanation of terms and comparability of 1987 and 1992 censuses, see appendix A. For definitions of CMSA's, MSA's, and PMSA's, see appendix D]

SIC code	Geographic area and kind of business or operation	Establishments (number)	Receipts (\$1,000)	Annual payroll (\$1,000)	First-quarter payroll (\$1,000)	Paid employees for pay period including March 12 (number)
	<b>CHARLOTTE—GASTONIA—ROCK HILL, NC—SC MSA— Con.</b>					
<b>72</b>	<b>Personal services -----</b>	<b>1 013</b>	<b>308 707</b>	<b>101 560</b>	<b>23 987</b>	<b>7 729</b>
721	Laundry, cleaning, and garment services -----	329	116 398	37 892	9 049	2 815
7211	Power laundries, family and commercial* -----	7	795	222	58	28
7213	Linen supply* -----	6	18 202	6 824	1 610	339
7215	Coin-operated laundries and drycleaning -----	75	21 628	3 508	808	275
7216	Drycleaning plants, except rug cleaning* -----	142	37 616	15 463	3 735	1 377
7217	Carpet and upholstery cleaning -----	48	11 237	3 799	764	277
7218	Industrial launderers* -----	9	21 503	6 449	1 667	370
7212, 9	Other laundry, cleaning, and garment services* -----	42	5 417	1 627	407	149
7212	Garment pressing, and agents for laundries and drycleaners -----	17	2 043	436	107	33
7219	Laundry and garment services, n.e.c.* -----	25	3 374	1 191	300	116
722	Photographic studios, portrait -----	87	90 607	28 247	5 791	1 406
723, 4	Beauty and barber shops -----	362	42 487	18 971	4 460	1 462
723	Beauty shops -----	309	37 736	16 650	3 890	1 295
724	Barber shops -----	53	4 751	2 321	570	167
725	Shoe repair shops and shoeshine parlors -----	8	729	168	47	17
726	Funeral service and crematories -----	48	27 483	7 568	1 825	397
729	Miscellaneous personal services -----	179	31 003	8 714	2 815	1 632
7291	Tax return preparation services -----	61	10 452	3 840	1 614	1 131
7299	Miscellaneous personal services, n.e.c. -----	118	20 551	4 874	1 201	501
<b>73</b>	<b>Business services -----</b>	<b>1 809</b>	<b>1 473 506</b>	<b>594 874</b>	<b>133 858</b>	<b>30 580</b>
731	Advertising -----	133	78 712	27 343	5 968	1 049
7311	Advertising agencies -----	98	53 036	18 045	3 678	463
7312	Outdoor advertising services -----	5	5 363	2 385	492	61
7313	Radio, television, publishers' advertising representatives -----	15	11 614	4 217	945	120
7319	Advertising, n.e.c. -----	15	8 699	2 696	853	405
732	Consumer credit reporting agencies, mercantile reporting agencies, and adjustment and collection agencies -----	39	59 676	18 150	4 208	707
7322	Adjustment and collection services -----	27	19 188	8 060	1 799	300
7323	Credit reporting services -----	12	40 488	10 090	2 409	407
733	Mailing, reproduction, commercial art and photography, and stenographic services -----	149	65 762	19 650	4 444	1 017
7331	Direct mail advertising services -----	17	33 644	10 621	2 482	501
7334	Photocopying and duplicating services -----	13	5 214	1 635	323	94
7335, 6	Commercial photography, art, and graphics -----	80	20 812	5 077	1 126	277
7335	Commercial photography -----	26	5 146	1 110	245	68
7336	Commercial art and graphic design -----	54	15 666	3 967	881	209
7338	Secretarial and court reporting services -----	39	6 092	2 317	513	145
734	Services to dwellings and other buildings -----	386	91 191	41 980	9 758	4 213
7342	Disinfecting and pest control services -----	68	25 535	10 461	2 337	505
7349	Building cleaning and maintenance services, n.e.c. -----	318	65 656	31 519	7 421	3 708
735	Miscellaneous equipment rental and leasing -----	127	77 917	17 946	4 016	742
7352	Medical equipment rental and leasing -----	13	8 521	1 864	404	91
7353	Heavy construction equipment rental and leasing -----	12	14 104	2 833	569	93
7359	Equipment rental and leasing, n.e.c. -----	102	55 292	13 249	3 043	558
736	Personnel supply services -----	202	207 076	147 650	30 329	11 057
7361	Employment agencies -----	90	38 623	22 015	4 171	1 172
7363	Help supply services -----	112	168 453	125 635	26 158	9 885
7363 pt.	Temporary help supply -----	96	137 727	99 630	19 863	7 967
7363 pt.	Help supply, except temporary -----	16	30 726	26 005	6 295	1 918
737	Computer programming, data processing, and other computer related services -----	320	598 177	212 738	47 695	5 106
7371, 2, 3	Computer programming, prepackaged software, and integrated systems -----	189	181 532	73 665	16 737	1 879
7371	Computer programming services -----	123	67 903	39 055	8 766	871
7372	Prepackaged software -----	34	33 245	10 104	2 250	308
7373	Computer integrated systems -----	32	80 384	24 506	5 721	700
7374, 5, 6	Data processing services -----	49	238 460	78 035	20 054	2 201
7374, 5	Computer processing, information retrieval -----	44	(D)	(D)	(D)	GG
7376	Computer facilities management services -----	5	(D)	(D)	(D)	AA
7377, 8, 9	Computer rental and leasing, maintenance, and related services, n.e.c. -----	82	178 185	61 038	10 904	1 026
7377	Computer rental and leasing -----	9	5 453	1 341	337	46
7378	Computer maintenance and repair -----	33	31 564	6 498	1 605	190
7379	Computer related services, n.e.c. -----	40	141 168	53 199	8 962	790
738	Miscellaneous business services -----	453	294 995	109 417	27 440	6 689
7381, 2	Detective agencies and protective services -----	91	83 105	44 632	10 989	3 496
7381	Detective, guard, and armored car services -----	65	54 889	35 065	8 574	3 106
7382	Security systems services -----	26	28 216	9 567	2 415	390
7383	News syndicates -----	3	(D)	(D)	(D)	BB
7384	Photofinishing laboratories* -----	51	36 354	10 372	2 247	607
7389	Business services, n.e.c. -----	308	(D)	(D)	(D)	HH
7389 pt.	Sign painting shops -----	17	3 246	957	220	71
7389 pt.	Interior designing -----	42	13 437	2 741	658	125
7389 pt.	Telephone answering services -----	20	4 419	1 912	445	146
7389 pt.	Other business services -----	229	(D)	(D)	(D)	GG

**Table 7a. Summary Statistics for Firms Subject to Federal Income Tax for Metropolitan Areas: 1992 – Con.**

[Includes only establishments with payroll. For meaning of abbreviations and symbols, see introductory text. For explanation of terms and comparability of 1987 and 1992 censuses, see appendix A. For definitions of CMSA's, MSA's, and PMSA's, see appendix D]

SIC code	Geographic area and kind of business or operation	Establishments (number)	Receipts (\$1,000)	Annual payroll (\$1,000)	First-quarter payroll (\$1,000)	Paid employees for pay period including March 12 (number)
<b>CHARLOTTE--GASTONIA--ROCK HILL, NC--SC MSA-- Con.</b>						
<b>75</b>	<b>Automotive repair, services, and parking -----</b>	<b>871</b>	<b>422 104</b>	<b>93 991</b>	<b>22 331</b>	<b>4 889</b>
751	Automotive rental and leasing, without drivers -----	76	198 570	26 917	6 462	1 291
7513	Truck rental and leasing, without drivers -----	36	90 786	11 541	3 118	562
7514, 5	Passenger car rental and leasing -----	36	106 906	15 151	3 302	721
7514	Passenger car rental ----- (D)	29	(D)	(D)	(D)	FF
7515	Passenger car leasing ----- (D)	7	(D)	(D)	(D)	BB
7519	Utility trailer and recreational vehicle rental -----	4	878	225	42	8
752	Automobile parking -----	46	8 191	1 191	291	127
753	Automotive repair shops -----	622	185 338	56 098	13 320	2 529
7532	Top, body, and upholstery repair shops and paint shops -----	164	42 623	15 545	4 086	639
7532 pt.	Top and body repair shops -----	142	37 277	13 892	3 703	554
7532 pt.	Paint shops -----	22	5 346	1 653	383	85
7538	General automotive repair shops -----	301	78 241	22 828	5 078	1 063
7538 pt.	General automotive repair shops, except diesel -----	260	60 260	17 540	3 891	841
7538 pt.	Diesel repair shops -----	41	17 981	5 288	1 187	222
7533, 4, 6, 7, 9	Other automotive repair shops -----	157	64 474	17 725	4 156	827
7533	Automotive exhaust system repair shops -----	25	7 737	2 337	569	101
7534	Tire retreading and repair shops -----	13	11 617	1 602	325	68
7536	Automotive glass replacement shops -----	21	7 235	2 109	440	91
7537	Automotive transmission repair shops -----	31	14 591	5 414	1 323	271
7539	Automotive repair shops, n.e.c. -----	67	23 294	6 263	1 499	296
7539 pt.	Radiator repair -----	17	4 671	1 372	320	69
7539 pt.	Brake, front end, and wheel alignment -----	26	12 882	3 420	829	149
7539 pt.	Automotive electrical and fuel system services -----	21	5 467	1 402	334	72
7539 pt.	Other automotive repair shops, n.e.c. -----	3	274	69	16	6
754	Automotive services, except repair -----	127	30 005	9 785	2 258	942
7542	Carwashes -----	65	14 048	4 884	1 123	567
7549	Automotive services, except repair and carwashes -----	62	15 957	4 901	1 135	375
<b>76</b>	<b>Miscellaneous repair services -----</b>	<b>485</b>	<b>232 199</b>	<b>69 771</b>	<b>16 397</b>	<b>3 039</b>
762	Electrical repair shops -----	127	92 941	27 912	7 010	1 003
7622	Radio and television repair shops -----	30	9 763	3 170	829	167
7623, 9	Other electrical and electronic repair shops -----	97	83 178	24 742	6 181	836
7623	Refrigeration and air-conditioning service and repair shops -----	31	38 102	10 964	2 704	303
7629	Electrical and electronic repair shops, n.e.c. -----	66	45 076	13 778	3 477	533
763	Watch, clock, and jewelry repair -----	10	973	324	76	20
764	Reupholstery and furniture repair -----	42	4 824	1 586	388	141
769	Miscellaneous repair and related services -----	306	133 461	39 949	8 923	1 875
7692	Welding repair -----	36	14 764	4 300	956	199
7694	Armature rewinding shops -----	18	12 997	4 723	1 112	189
7699	Repair shops and related services, n.e.c. -----	252	105 700	30 926	6 855	1 487
<b>78, 79, 84</b>	<b>Amusement and recreation services, including motion pictures and museums -----</b>	<b>555</b>	<b>452 892</b>	<b>101 724</b>	<b>29 658</b>	<b>6 551</b>
781, 2	Motion picture production, distribution, and services -----	53	115 999	15 072	3 409	514
783	Motion picture theaters -----	28	23 611	3 568	830	441
7832	Motion picture theaters, except drive-in -----	28	23 611	3 568	830	441
7833	Drive-in motion picture theaters -----	-	-	-	-	-
784	Video tape rental -----	102	23 624	4 089	962	622
792	Theatrical producers (except motion picture), bands, orchestras, and entertainers -----	33	57 803	5 881	1 547	145
7922	Theatrical producers (except motion picture) and miscellaneous theatrical services -----	18	56 312	5 454	1 447	113
7929	Bands, orchestras, actors, and other entertainers and entertainment groups -----	15	1 491	427	100	32
793	Bowling centers -----	15	9 575	2 925	709	291
79 ex. 792, 3, 84	Commercial sports and other amusement and recreation services, including museums -----	324	222 280	70 189	22 201	4 538
794	Commercial sports -----	49	119 437	39 142	15 170	669
7941	Professional sports clubs, managers, promoters -----	11	(D)	(D)	(D)	CC
7948	Racing, including track operation -----	38	(D)	(D)	(D)	FF
79 ex. 792, 3, 4, 84	Other amusement and recreation services, including museums -----	275	102 843	31 047	7 031	3 869
791	Dance studios, schools, and halls -----	39	4 212	1 319	398	163
7991	Physical fitness facilities -----	37	10 555	2 577	596	416
7992	Public golf courses -----	26	12 056	3 405	732	321
7993	Coin-operated amusement devices -----	35	12 957	3 281	716	256
7996	Amusement parks -----	3	(D)	(D)	(D)	GG
7997	Membership sports and recreation clubs -----	41	23 049	8 161	1 907	561
7999, 84	Amusement and recreation services, including museums, n.e.c. -----	94	(D)	(D)	(D)	FF
7999 pt.	Concession operators of amusement devices and rides -----	-	-	-	-	-
7999 pt.	Carnivals, circuses, and fairs -----	2	(D)	(D)	(D)	AA
7999 pt., 84	Other recreation and amusements, including museums -----	92	(D)	(D)	(D)	FF

**Table 7a. Summary Statistics for Firms Subject to Federal Income Tax for Metropolitan Areas: 1992—Con.**

[Includes only establishments with payroll. For meaning of abbreviations and symbols, see introductory text. For explanation of terms and comparability of 1987 and 1992 censuses, see appendix A. For definitions of CMSA's, MSA's, and PMSA's, see appendix D]

SIC code	Geographic area and kind of business or operation	Establishments (number)	Receipts (\$1,000)	Annual payroll (\$1,000)	First-quarter payroll (\$1,000)	Paid employees for pay period including March 12 (number)
<b>CHARLOTTE-GASTONIA-ROCK HILL, NC-SC MSA—Con.</b>						
<b>80</b>	<b>Health services</b>	<b>1 603</b>	<b>1 398 246</b>	<b>657 657</b>	<b>141 239</b>	<b>20 353</b>
801	Offices and clinics of doctors of medicine	664	707 363	387 556	79 495	6 732
8011 pt.	Offices of doctors of medicine	625	625 786	363 116	73 955	5 923
8011 pt.	General medical clinics	39	81 577	24 440	5 540	809
802	Offices and clinics of dentists	420	153 126	60 765	13 418	2 234
803	Offices and clinics of doctors of osteopathy	1	(D)	(D)	(D)	AA
804	Offices and clinics of other health practitioners	296	82 968	28 159	5 890	1 081
8041	Offices and clinics of chiropractors	96	28 614	11 110	2 364	375
8042	Offices and clinics of optometrists	96	25 770	5 991	1 393	327
8043	Offices and clinics of podiatrists	33	8 279	3 003	535	120
8049	Offices and clinics of health practitioners, n.e.c.	71	20 305	8 055	1 598	259
805	Nursing and personal care facilities	66	152 647	72 500	17 891	5 292
8051	Skilled nursing care facilities	42	126 552	60 730	15 083	4 342
8052	Intermediate care facilities	15	11 694	5 411	1 266	426
8059	Nursing and personal care facilities, n.e.c.	9	14 401	6 359	1 542	524
806	Hospitals	4	144 521	40 761	9 387	1 644
8062	General medical and surgical hospitals	1	(D)	(D)	(D)	GG
8063, 9	Specialty hospitals	3	(D)	(D)	(D)	FF
807, 8, 9	Other health services	152	(D)	(D)	(D)	HH
807	Medical and dental laboratories	51	26 279	10 947	2 419	423
8071	Medical laboratories	19	14 058	4 429	919	163
8072	Dental laboratories	32	12 221	6 518	1 500	260
808	Home health care services	43	72 125	37 837	8 367	2 247
809	Miscellaneous health and allied services, n.e.c.	58	(D)	(D)	(D)	FF
8092	Kidney dialysis centers	9	(D)	(D)	(D)	CC
8093	Specialty outpatient facilities, n.e.c.	33	27 718	11 233	2 615	389
8099	Health and allied services, n.e.c.	16	(D)	(D)	(D)	CC
<b>81</b>	<b>Legal services</b>	<b>512</b>	<b>306 807</b>	<b>127 423</b>	<b>26 319</b>	<b>3 213</b>
<b>823, 4, 9</b>	<b>Selected educational services</b>	<b>65</b>	<b>16 639</b>	<b>6 104</b>	<b>1 336</b>	<b>393</b>
823	Libraries	—	—	—	—	—
824	Vocational schools	16	7 640	3 026	792	206
829	Schools and educational services, n.e.c.	49	8 999	3 078	544	187
<b>83</b>	<b>Social services</b>	<b>378</b>	<b>80 977</b>	<b>34 656</b>	<b>8 031</b>	<b>3 626</b>
835	Child day care services	292	48 404	22 647	5 293	2 549
832, 3, 6, 9	Other social services	86	32 573	12 009	2 738	1 077
<b>87 ex. 8733</b>	<b>Engineering, accounting, research, management, and related services (except noncommercial research organizations)</b>	<b>1 192</b>	<b>948 277</b>	<b>355 245</b>	<b>81 965</b>	<b>10 537</b>
871	Engineering, architectural, and surveying services	409	545 425	179 977	41 456	4 500
8711	Engineering services	236	435 956	130 094	30 783	3 053
8712	Architectural services	103	87 569	38 605	8 136	929
8713	Surveying services	70	21 900	11 278	2 537	518
872	Accounting, auditing, and bookkeeping services	408	220 942	100 072	24 305	3 669
873 ex. 8733	Research, development, and testing services (except noncommercial research organizations)	46	24 950	8 976	2 094	405
8731	Commercial physical and biological research	6	2 492	659	113	19
8732	Commercial economic, sociological, and educational research	19	5 791	1 984	466	175
8734	Testing laboratories	21	16 667	6 333	1 515	211
874	Management and public relations services	329	156 960	66 220	14 110	1 963
8741	Management services	72	30 272	12 496	2 846	482
8742	Management consulting services	175	86 626	40 977	8 309	967
8743	Public relations services	24	18 500	5 682	1 364	188
8744	Facilities support management services	4	3 642	1 901	437	101
8748	Business consulting services, n.e.c.	54	17 920	5 164	1 154	225
<b>89</b>	<b>Services, n.e.c.</b>	<b>51</b>	<b>22 076</b>	<b>7 184</b>	<b>1 572</b>	<b>239</b>
<b>COLUMBIA, SC MSA</b>						
	<b>Total</b>	<b>3 573</b>	<b>2 009 669</b>	<b>840 196</b>	<b>185 097</b>	<b>41 327</b>
<b>70 ex. 704</b>	<b>Hotels, rooming houses, camps, and other lodging places (except membership lodging)</b>	<b>89</b>	<b>84 461</b>	<b>22 321</b>	<b>5 287</b>	<b>2 389</b>
7011	Hotels and motels	82	83 080	22 094	5 257	2 375
7011 pt.	Hotels	16	50 146	14 548	3 298	1 469
7011 pt.	Hotels, 25 guestrooms or more	13	(D)	(D)	(D)	GG
7011 pt.	Hotels, less than 25 guestrooms	3	(D)	(D)	(D)	AA
7011 pt.	Motels, motor hotels, and tourist courts	66	32 934	7 546	1 959	906
7011 pt.	Motels, tourist courts	59	26 851	6 341	1 694	755
7011 pt.	Motor hotels	7	6 083	1 205	265	151
702, 3	Other lodging places	7	1 381	227	30	14
702	Rooming and boarding houses	3	362	91	19	8
703	Camps and recreational vehicle parks	4	1 019	136	11	6

**SC-66 SOUTH CAROLINA**

**SERVICE INDUSTRIES—GEOGRAPHIC AREA SERIES**

**Table 7a. Summary Statistics for Firms Subject to Federal Income Tax for Metropolitan Areas: 1992—Con.**

[Includes only establishments with payroll. For meaning of abbreviations and symbols, see introductory text. For explanation of terms and comparability of 1987 and 1992 censuses, see appendix A. For definitions of CMSA's, MSA's, and PMSA's, see appendix D]

SIC code	Geographic area and kind of business or operation	Establishments (number)	Receipts (\$1,000)	Annual payroll (\$1,000)	First-quarter payroll (\$1,000)	Paid employees for pay period including March 12 (number)
<b>COLUMBIA, SC MSA—Con.</b>						
<b>72</b>	<b>Personal services</b> .....	<b>386</b>	<b>92 453</b>	<b>33 649</b>	<b>8 404</b>	<b>3 130</b>
721	Laundry, cleaning, and garment services .....	121	41 125	15 800	4 057	1 429
7211	Power laundries, family and commercial* .....	5	1 771	956	275	117
7213	Linen supply* .....	4	8 979	3 370	842	218
7215	Coin-operated laundries and drycleaning .....	26	2 242	368	97	67
7216	Drycleaning plants, except rug cleaning* .....	38	15 748	6 978	1 647	689
7217	Carpet and upholstery cleaning .....	14	2 637	966	216	77
7218	Industrial launderers* .....	4	6 032	2 085	712	168
7212, 9	Other laundry, cleaning, and garment services* .....	30	3 716	1 077	268	93
7212	Garment pressing, and agents for laundries and drycleaners .....	17	2 670	777	207	64
7219	Laundry and garment services, n.e.c.* .....	13	1 046	300	61	29
722	Photographic studios, portrait .....	24	8 772	1 930	451	147
723, 4	Beauty and barber shops .....	155	19 519	8 881	2 088	716
723	Beauty shops .....	147	17 210	7 579	1 839	662
724	Barber shops .....	8	2 309	1 302	249	54
725	Shoe repair shops and shoeshine parlors .....	8	856	352	72	28
726	Funeral service and crematories .....	20	13 542	3 942	842	198
729	Miscellaneous personal services .....	58	8 639	2 744	894	612
7291	Tax return preparation services .....	23	3 185	1 166	538	369
7299	Miscellaneous personal services, n.e.c. .....	35	5 454	1 578	356	243
<b>73</b>	<b>Business services</b> .....	<b>616</b>	<b>584 940</b>	<b>279 193</b>	<b>61 487</b>	<b>16 146</b>
731	Advertising .....	37	17 067	6 034	1 404	226
7311	Advertising agencies .....	33	13 036	5 067	1 189	188
7312	Outdoor advertising services .....	1	(D)	(D)	(D)	BB
7313	Radio, television, publishers' advertising representatives .....	2	(D)	(D)	(D)	AA
7319	Advertising, n.e.c. .....	1	(D)	(D)	(D)	AA
732	Consumer credit reporting agencies, mercantile reporting agencies, and adjustment and collection agencies .....	16	16 054	3 084	867	214
7322	Adjustment and collection services .....	11	4 494	1 655	430	118
7323	Credit reporting services .....	5	11 560	1 429	437	96
733	Mailing, reproduction, commercial art and photography, and stenographic services .....	49	10 899	3 573	830	249
7331	Direct mail advertising services .....	10	1 654	732	215	65
7334	Photocopying and duplicating services .....	10	4 723	1 222	248	104
7335, 6	Commercial photography, art, and graphics .....	19	2 733	1 050	219	46
7335	Commercial photography .....	6	511	156	42	12
7336	Commercial art and graphic design .....	13	2 222	894	177	34
7338	Secretarial and court reporting services .....	10	1 789	569	148	34
734	Services to dwellings and other buildings .....	144	53 644	30 401	7 300	3 516
7342	Disinfecting and pest control services .....	32	12 934	4 936	1 188	277
7349	Building cleaning and maintenance services, n.e.c. .....	112	40 710	25 465	6 112	3 239
735	Miscellaneous equipment rental and leasing .....	55	34 654	7 081	1 712	331
7352	Medical equipment rental and leasing .....	5	5 802	770	235	44
7353	Heavy construction equipment rental and leasing .....	8	5 410	1 270	261	46
7359	Equipment rental and leasing, n.e.c. .....	42	23 442	5 041	1 216	241
736	Personnel supply services .....	74	55 649	41 348	8 943	4 666
7361	Employment agencies .....	31	8 461	4 562	853	342
7363	Help supply services .....	43	47 188	36 786	8 090	4 324
7363 pt.	Temporary help supply .....	38	39 999	30 779	6 656	4 191
7363 pt.	Help supply, except temporary .....	5	7 189	6 007	1 434	133
737	Computer programming, data processing, and other computer related services .....	96	303 280	135 534	28 209	3 345
7371, 2, 3	Computer programming, prepackaged software, and integrated systems .....	49	(D)	(D)	(D)	FF
7371	Computer programming services .....	36	35 858	19 848	5 499	463
7372	Prepackaged software .....	6	(D)	(D)	(D)	AA
7373	Computer integrated systems .....	7	(D)	(D)	(D)	BB
7374, 5, 6	Data processing services .....	19	(D)	(D)	(D)	GG
7374, 5	Computer processing, information retrieval .....	18	(D)	(D)	(D)	GG
7376	Computer facilities management services .....	1	(D)	(D)	(D)	AA
7377, 8, 9	Computer rental and leasing, maintenance, and related services, n.e.c. .....	28	(D)	(D)	(D)	EE
7377	Computer rental and leasing .....	—	—	—	—	—
7378	Computer maintenance and repair .....	17	(D)	(D)	(D)	CC
7379	Computer related services, n.e.c. .....	11	(D)	(D)	(D)	EE
738	Miscellaneous business services .....	145	93 693	52 138	12 222	3 599
7381, 2	Detective agencies and protective services .....	42	63 065	42 168	10 082	3 034
7381	Detective, guard, and armored car services .....	38	56 065	39 345	9 408	2 898
7382	Security systems services .....	4	7 000	2 823	674	136
7383	News syndicates .....	3	(D)	(D)	(D)	BB
7384	Photofinishing laboratories* .....	14	3 422	836	197	73
7389	Business services, n.e.c. .....	86	(D)	(D)	(D)	EE
7389 pt.	Sign painting shops .....	6	1 774	605	161	38
7389 pt.	Interior designing .....	15	2 707	570	132	30
7389 pt.	Telephone answering services .....	4	(D)	(D)	(D)	AA
7389 pt.	Other business services .....	61	(D)	(D)	(D)	EE

**Table 7a. Summary Statistics for Firms Subject to Federal Income Tax for Metropolitan Areas: 1992—Con.**

[Includes only establishments with payroll. For meaning of abbreviations and symbols, see introductory text. For explanation of terms and comparability of 1987 and 1992 censuses, see appendix A. For definitions of CMSA's, MSA's, and PMSA's, see appendix D]

SIC code	Geographic area and kind of business or operation	Establishments (number)	Receipts (\$1,000)	Annual payroll (\$1,000)	First-quarter payroll (\$1,000)	Paid employees for pay period including March 12 (number)
<b>COLUMBIA, SC MSA—Con.</b>						
<b>75</b>	<b>Automotive repair, services, and parking -----</b>	<b>340</b>	<b>144 914</b>	<b>32 010</b>	<b>7 599</b>	<b>2 009</b>
751	Automotive rental and leasing, without drivers -----	37	61 952	8 665	2 046	447
7513	Truck rental and leasing, without drivers -----	16	42 538	5 870	1 380	273
7514, 5	Passenger car rental and leasing -----	18	(D)	(D)	(D)	CC
7514	Passenger car rental -----	16	(D)	(D)	(D)	CC
7515	Passenger car leasing -----	2	(D)	(D)	(D)	AA
7519	Utility trailer and recreational vehicle rental -----	3	(D)	(D)	(D)	AA
752	Automobile parking -----	4	(D)	(D)	(D)	BB
753	Automotive repair shops -----	251	68 625	18 985	4 493	1 037
7532	Top, body, and upholstery repair shops and paint shops -----	58	17 014	5 037	1 054	266
7532 pt.	Top and body repair shops -----	54	15 172	4 463	915	229
7532 pt.	Paint shops -----	4	1 842	574	139	37
7538	General automotive repair shops -----	120	30 358	8 130	2 015	473
7538 pt.	General automotive repair shops, except diesel -----	111	26 292	7 120	1 770	420
7538 pt.	Diesel repair shops -----	9	4 066	1 010	245	53
7533, 4, 6, 7, 9	Other automotive repair shops -----	73	21 253	5 818	1 424	298
7533	Automotive exhaust system repair shops -----	10	1 888	480	126	30
7534	Tire retreading and repair shops -----	3	(D)	(D)	(D)	AA
7536	Automotive glass replacement shops -----	13	6 431	1 545	364	74
7537	Automotive transmission repair shops -----	17	3 260	892	217	51
7539	Automotive repair shops, n.e.c. -----	30	(D)	(D)	(D)	CC
7539 pt.	Radiator repair -----	4	564	212	52	13
7539 pt.	Brake, front end, and wheel alignment -----	12	4 867	1 555	389	67
7539 pt.	Automotive electrical and fuel system services -----	10	2 680	645	154	32
7539 pt.	Other automotive repair shops, n.e.c. -----	4	(D)	(D)	(D)	BB
754	Automotive services, except repair -----	48	(D)	(D)	(D)	EE
7542	Carwashes -----	21	(D)	(D)	(D)	EE
7549	Automotive services, except repair and carwashes -----	27	7 426	2 044	466	163
<b>76</b>	<b>Miscellaneous repair services -----</b>	<b>157</b>	<b>51 267</b>	<b>15 987</b>	<b>3 716</b>	<b>841</b>
762	Electrical repair shops -----	56	19 180	6 338	1 471	348
7622	Radio and television repair shops -----	12	5 128	1 677	363	122
7623, 9	Other electrical and electronic repair shops -----	44	14 052	4 661	1 108	226
7623	Refrigeration and air-conditioning service and repair shops -----	17	5 503	1 129	257	59
7629	Electrical and electronic repair shops, n.e.c. -----	27	8 549	3 532	851	167
763	Watch, clock, and jewelry repair -----	4	540	187	50	12
764	Reupholstery and furniture repair -----	21	2 537	968	245	70
769	Miscellaneous repair and related services -----	76	29 010	8 494	1 950	411
7692	Welding repair -----	8	1 275	322	60	21
7694	Armature rewinding shops -----	5	4 882	1 490	350	72
7699	Repair shops and related services, n.e.c. -----	63	22 853	6 682	1 540	318
<b>78, 79, 84</b>	<b>Amusement and recreation services, including motion pictures and museums -----</b>	<b>207</b>	<b>74 908</b>	<b>15 063</b>	<b>3 383</b>	<b>1 601</b>
781, 2	Motion picture production, distribution, and services -----	10	3 051	660	152	36
783	Motion picture theaters -----	13	9 650	1 403	334	227
7832	Motion picture theaters, except drive-in -----	12	(D)	(D)	(D)	CC
7833	Drive-in motion picture theaters -----	1	(D)	(D)	(D)	AA
784	Video tape rental -----	46	12 789	2 269	499	273
792	Theatrical producers (except motion picture), bands, orchestras, and entertainers -----	12	1 871	684	137	39
7922	Theatrical producers (except motion picture) and miscellaneous theatrical services -----	5	1 116	468	85	12
7929	Bands, orchestras, actors, and other entertainers and entertainment groups -----	7	755	216	52	27
793	Bowling centers -----	7	4 339	1 181	304	144
79 ex. 792, 3, 84	Commercial sports and other amusement and recreation services, including museums -----	119	43 208	8 866	1 957	882
794	Commercial sports -----	3	1 469	288	42	17
7941	Professional sports clubs, managers, promoters -----	3	1 469	288	42	17
7948	Racing, including track operation -----	—	—	—	—	—
79 ex. 792, 3, 4, 84	Other amusement and recreation services, including museums -----	116	41 739	8 578	1 915	865
791	Dance studios, schools, and halls -----	23	1 815	520	140	113
7991	Physical fitness facilities -----	13	3 988	1 237	308	226
7992	Public golf courses -----	11	5 667	1 672	359	107
7993	Coin-operated amusement devices -----	29	21 421	2 795	630	158
7996	Amusement parks -----	—	—	—	—	—
7997	Membership sports and recreation clubs -----	14	4 309	1 318	261	130
7999, 84	Amusement and recreation services, including museums, n.e.c. -----	26	4 539	1 036	217	131
7999 pt.	Concession operators of amusement devices and rides -----	1	(D)	(D)	(D)	AA
7999 pt.	Carnivals, circuses, and fairs -----	—	—	—	—	—
7999 pt., 84	Other recreation and amusements, including museums -----	25	(D)	(D)	(D)	CC

Table 7a. **Summary Statistics for Firms Subject to Federal Income Tax for Metropolitan Areas: 1992 — Con.**

[Includes only establishments with payroll. For meaning of abbreviations and symbols, see introductory text. For explanation of terms and comparability of 1987 and 1992 censuses, see appendix A. For definitions of CMSA's, MSA's, and PMSA's, see appendix D]

SIC code	Geographic area and kind of business or operation	Establishments (number)	Receipts (\$1,000)	Annual payroll (\$1,000)	First-quarter payroll (\$1,000)	Paid employees for pay period including March 12 (number)
<b>COLUMBIA, SC MSA — Con.</b>						
<b>80</b>	<b>Health services .....</b>	<b>745</b>	<b>482 935</b>	<b>240 138</b>	<b>49 335</b>	<b>7 174</b>
801	Offices and clinics of doctors of medicine .....	358	279 275	159 903	30 667	2 710
8011 pt.	Offices of doctors of medicine .....	342	268 301	154 955	29 372	2 583
8011 pt.	General medical clinics .....	16	10 974	4 948	1 295	127
802	Offices and clinics of dentists .....	186	60 589	23 995	5 034	967
803	Offices and clinics of doctors of osteopathy .....	—	—	—	—	—
804	Offices and clinics of other health practitioners .....	129	25 804	8 593	1 933	420
8041	Offices and clinics of chiropractors .....	48	8 596	2 151	501	120
8042	Offices and clinics of optometrists .....	28	7 749	2 661	610	116
8043	Offices and clinics of podiatrists .....	13	2 367	736	169	35
8049	Offices and clinics of health practitioners, n.e.c. ....	40	7 092	3 045	653	149
805	Nursing and personal care facilities .....	14	34 204	18 027	4 398	1 562
8051	Skilled nursing care facilities .....	12	(D)	(D)	(D)	GG
8052	Intermediate care facilities .....	—	—	—	—	—
8059	Nursing and personal care facilities, n.e.c. ....	2	(D)	(D)	(D)	BB
806	Hospitals .....	2	(D)	(D)	(D)	EE
8062	General medical and surgical hospitals .....	—	—	—	—	—
8063, 9	Specialty hospitals .....	2	(D)	(D)	(D)	EE
807, 8, 9	Other health services .....	56	(D)	(D)	(D)	GG
807	Medical and dental laboratories .....	16	15 733	4 465	1 203	202
8071	Medical laboratories .....	10	15 097	4 265	1 154	186
8072	Dental laboratories .....	6	636	200	49	16
808	Home health care services .....	14	20 670	8 308	1 950	648
809	Miscellaneous health and allied services, n.e.c. ....	26	(D)	(D)	(D)	CC
8092	Kidney dialysis centers .....	4	(D)	(D)	(D)	BB
8093	Specialty outpatient facilities, n.e.c. ....	11	5 839	2 616	589	80
8099	Health and allied services, n.e.c. ....	11	(D)	(D)	(D)	BB
<b>81</b>	<b>Legal services .....</b>	<b>344</b>	<b>207 008</b>	<b>86 280</b>	<b>18 501</b>	<b>2 695</b>
<b>823, 4, 9</b>	<b>Selected educational services .....</b>	<b>35</b>	<b>6 001</b>	<b>2 090</b>	<b>518</b>	<b>144</b>
823	Libraries .....	—	—	—	—	—
824	Vocational schools .....	11	2 217	744	164	31
829	Schools and educational services, n.e.c. ....	24	3 784	1 346	354	113
<b>83</b>	<b>Social services .....</b>	<b>182</b>	<b>32 825</b>	<b>13 782</b>	<b>3 151</b>	<b>1 458</b>
835	Child day care services .....	131	20 121	8 830	2 042	1 087
832, 3, 6, 9	Other social services .....	51	12 704	4 952	1 109	371
<b>87 ex.</b> <b>8733</b>	<b>Engineering, accounting, research, management, and related services (except noncommercial research organizations) .....</b>	<b>445</b>	<b>235 577</b>	<b>95 722</b>	<b>22 770</b>	<b>3 530</b>
871	Engineering, architectural, and surveying services .....	151	96 771	41 703	9 862	1 295
8711	Engineering services .....	91	76 216	32 557	7 701	975
8712	Architectural services .....	34	15 802	6 915	1 680	207
8713	Surveying services .....	26	4 753	2 231	481	113
872	Accounting, auditing, and bookkeeping services .....	133	58 113	19 822	4 854	772
873 ex. 8733	Research, development, and testing services (except noncommercial research organizations) .....	22	13 786	6 031	1 546	314
8731	Commercial physical and biological research .....	1	(D)	(D)	(D)	AA
8732	Commercial economic, sociological, and educational research .....	9	(D)	(D)	(D)	BB
8734	Testing laboratories .....	12	11 531	5 189	1 343	232
874	Management and public relations services .....	139	66 907	28 166	6 508	1 149
8741	Management services .....	39	(D)	(D)	(D)	EE
8742	Management consulting services .....	68	26 726	10 866	2 130	510
8743	Public relations services .....	9	3 141	1 224	317	39
8744	Facilities support management services .....	2	(D)	(D)	(D)	CC
8748	Business consulting services, n.e.c. ....	21	(D)	(D)	(D)	BB
<b>89</b>	<b>Services, n.e.c. ....</b>	<b>27</b>	<b>12 380</b>	<b>3 961</b>	<b>946</b>	<b>210</b>
<b>FLORENCE, SC MSA</b>						
	<b>Total .....</b>	<b>779</b>	<b>366 202</b>	<b>155 286</b>	<b>32 448</b>	<b>7 575</b>
<b>70 ex. 704</b>	<b>Hotels, rooming houses, camps, and other lodging places (except membership lodging) .....</b>	<b>35</b>	<b>(D)</b>	<b>(D)</b>	<b>(D)</b>	<b>GG</b>
7011	Hotels and motels .....	34	36 935	8 692	2 089	1 049
7011 pt.	Hotels .....	5	9 921	2 248	566	238
7011 pt.	Motels, motor hotels, and tourist courts .....	29	27 014	6 444	1 523	811
702, 3	Other lodging places .....	1	(D)	(D)	(D)	AA



**Table 7a. Summary Statistics for Firms Subject to Federal Income Tax for Metropolitan Areas: 1992—Con.**

[Includes only establishments with payroll. For meaning of abbreviations and symbols, see introductory text. For explanation of terms and comparability of 1987 and 1992 censuses, see appendix A. For definitions of CMSA's, MSA's, and PMSA's, see appendix D]

SIC code	Geographic area and kind of business or operation	Establishments (number)	Receipts (\$1,000)	Annual payroll (\$1,000)	First-quarter payroll (\$1,000)	Paid employees for pay period including March 12 (number)
<b>FLORENCE, SC MSA—Con.</b>						
<b>72</b>	<b>Personal services</b> -----	<b>70</b>	<b>21 531</b>	<b>7 159</b>	<b>1 767</b>	<b>599</b>
721	Laundry, cleaning, and garment services -----	22	12 881	4 340	1 022	317
7211	Power laundries, family and commercial* -----	—	—	—	—	—
7213	Linen supply* -----	2	(D)	(D)	(D)	BB
7215	Coin-operated laundries and drycleaning -----	4	(D)	(D)	(D)	AA
7216	Drycleaning plants, except rug cleaning* -----	11	2 897	1 394	326	117
7217	Carpet and upholstery cleaning -----	1	(D)	(D)	(D)	AA
7218	Industrial laundriers* -----	1	(D)	(D)	(D)	CC
7212, 9	Other laundry, cleaning, and garment services* -----	3	(D)	(D)	(D)	AA
722	Photographic studios, portrait -----	4	630	128	28	14
723, 4	Beauty and barber shops -----	20	2 628	1 164	319	103
723	Beauty shops -----	19	(D)	(D)	(D)	CC
724	Barber shops -----	1	(D)	(D)	(D)	AA
725	Shoe repair shops and shoeshine parlors -----	3	(D)	(D)	(D)	AA
726	Funeral service and crematories -----	12	4 223	1 016	228	64
729	Miscellaneous personal services -----	9	(D)	(D)	(D)	BB
<b>73</b>	<b>Business services</b> -----	<b>112</b>	<b>40 069</b>	<b>19 848</b>	<b>4 738</b>	<b>1 385</b>
731	Advertising -----	3	(D)	(D)	(D)	BB
732	Consumer credit reporting agencies, mercantile reporting agencies, and adjustment and collection agencies -----	3	(D)	(D)	(D)	AA
733	Mailing, reproduction, commercial art and photography, and stenographic services -----	12	1 714	396	91	24
734	Services to dwellings and other buildings -----	28	6 667	2 820	758	223
735	Miscellaneous equipment rental and leasing -----	15	4 722	1 087	288	57
736	Personnel supply services -----	12	12 341	9 607	2 281	740
737	Computer programming, data processing, and other computer related services -----	16	8 032	3 542	875	115
7371, 2, 3	Computer programming, prepackaged software, and integrated systems -----	14	(D)	(D)	(D)	CC
7374, 5, 6	Data processing services -----	1	(D)	(D)	(D)	AA
7377, 8, 9	Computer rental and leasing, maintenance, and related services, n.e.c. -----	1	(D)	(D)	(D)	AA
738	Miscellaneous business services -----	23	(D)	(D)	(D)	CC
<b>75</b>	<b>Automotive repair, services, and parking</b> -----	<b>93</b>	<b>26 261</b>	<b>5 954</b>	<b>1 491</b>	<b>422</b>
751	Automotive rental and leasing, without drivers -----	7	2 883	555	179	36
752	Automobile parking -----	—	—	—	—	—
753	Automotive repair shops -----	76	20 612	4 596	1 117	293
7532	Top, body, and upholstery repair shops and paint shops -----	20	5 542	1 110	269	71
7538	General automotive repair shops -----	35	7 852	1 678	408	121
7533, 4, 6, 7, 9	Other automotive repair shops -----	21	7 218	1 808	440	101
754	Automotive services, except repair -----	10	2 766	803	195	93
<b>76</b>	<b>Miscellaneous repair services</b> -----	<b>46</b>	<b>12 293</b>	<b>3 542</b>	<b>860</b>	<b>224</b>
762	Electrical repair shops -----	13	4 083	1 331	358	96
7622	Radio and television repair shops -----	2	(D)	(D)	(D)	AA
7623, 9	Other electrical and electronic repair shops -----	11	(D)	(D)	(D)	BB
763	Watch, clock, and jewelry repair -----	1	(D)	(D)	(D)	AA
764	Reupholstery and furniture repair -----	2	(D)	(D)	(D)	AA
769	Miscellaneous repair and related services -----	30	(D)	(D)	(D)	CC
<b>78, 79, 84</b>	<b>Amusement and recreation services, including motion pictures and museums</b> -----	<b>45</b>	<b>22 108</b>	<b>4 938</b>	<b>1 005</b>	<b>480</b>
781, 2	Motion picture production, distribution, and services -----	—	—	—	—	—
783	Motion picture theaters -----	5	(D)	(D)	(D)	BB
784	Video tape rental -----	9	(D)	(D)	(D)	BB
792	Theatrical producers (except motion picture), bands, orchestras, and entertainers -----	—	—	—	—	—
793	Bowling centers -----	2	(D)	(D)	(D)	BB
79 ex. 792, 3, 84	Commercial sports and other amusement and recreation services, including museums -----	29	13 867	3 159	615	269
<b>80</b>	<b>Health services</b> -----	<b>200</b>	<b>156 496</b>	<b>85 247</b>	<b>16 296</b>	<b>2 417</b>
801	Offices and clinics of doctors of medicine -----	102	87 713	54 611	9 586	859
802	Offices and clinics of dentists -----	43	20 617	9 564	1 957	335
803	Offices and clinics of doctors of osteopathy -----	2	(D)	(D)	(D)	AA
804	Offices and clinics of other health practitioners -----	24	6 867	2 964	579	116
805	Nursing and personal care facilities -----	9	28 929	13 607	3 287	888
806	Hospitals -----	—	—	—	—	—
807, 8, 9	Other health services -----	20	(D)	(D)	(D)	CC
<b>81</b>	<b>Legal services</b> -----	<b>59</b>	<b>23 737</b>	<b>7 934</b>	<b>1 495</b>	<b>302</b>
<b>823, 4, 9</b>	<b>Selected educational services</b> -----	<b>4</b>	<b>239</b>	<b>100</b>	<b>28</b>	<b>18</b>
<b>83</b>	<b>Social services</b> -----	<b>47</b>	<b>4 755</b>	<b>2 017</b>	<b>500</b>	<b>259</b>
835	Child day care services -----	33	2 085	894	214	133
832, 3, 6, 9	Other social services -----	14	2 670	1 123	286	126

**Table 7a. Summary Statistics for Firms Subject to Federal Income Tax for Metropolitan Areas: 1992—Con.**

[Includes only establishments with payroll. For meaning of abbreviations and symbols, see introductory text. For explanation of terms and comparability of 1987 and 1992 censuses, see appendix A. For definitions of CMSA's, MSA's, and PMSA's, see appendix D.]

SIC code	Geographic area and kind of business or operation	Establishments (number)	Receipts (\$1,000)	Annual payroll (\$1,000)	First-quarter payroll (\$1,000)	Paid employees for pay period including March 12 (number)
<b>FLORENCE, SC MSA—Con.</b>						
<b>87 ex. 8733</b>	<b>Engineering, accounting, research, management, and related services (except noncommercial research organizations) -----</b>	<b>64</b>	<b>21 128</b>	<b>9 633</b>	<b>2 104</b>	<b>400</b>
871	Engineering, architectural, and surveying services -----	27	8 506	3 870	768	135
872	Accounting, auditing, and bookkeeping services -----	28	7 081	3 247	750	138
873 ex. 8733	Research, development, and testing services (except noncommercial research organizations) -----	3	939	259	63	14
874	Management and public relations services -----	6	4 602	2 257	523	113
<b>89</b>	<b>Services, n.e.c. -----</b>	<b>4</b>	<b>(D)</b>	<b>(D)</b>	<b>(D)</b>	<b>AA</b>
<b>GREENVILLE-SPARTANBURG-ANDERSON, SC MSA</b>						
<b>Total -----</b>		<b>5 285</b>	<b>2 992 748</b>	<b>1 262 707</b>	<b>284 361</b>	<b>68 399</b>
<b>70 ex. 704</b>	<b>Hotels, rooming houses, camps, and other lodging places (except membership lodging) -----</b>	<b>112</b>	<b>95 638</b>	<b>24 367</b>	<b>5 726</b>	<b>2 613</b>
7011	Hotels and motels -----	103	94 562	24 112	5 684	2 589
7011 pt.	Hotels -----	17	39 689	11 003	2 636	1 112
7011 pt.	Hotels, 25 guestrooms or more -----	13	38 410	10 742	2 575	1 072
7011 pt.	Hotels, less than 25 guestrooms -----	4	1 279	261	61	40
7011 pt.	Motels, motor hotels, and tourist courts -----	86	54 873	13 109	3 048	1 477
7011 pt.	Motels, tourist courts -----	63	33 440	7 592	1 759	856
7011 pt.	Motor hotels -----	23	21 433	5 517	1 289	621
702, 3	Other lodging places -----	9	1 076	255	42	24
702	Rooming and boarding houses -----	3	(D)	(D)	(D)	BB
703	Camps and recreational vehicle parks -----	6	(D)	(D)	(D)	AA
<b>72</b>	<b>Personal services -----</b>	<b>563</b>	<b>117 292</b>	<b>40 163</b>	<b>10 592</b>	<b>3 731</b>
721	Laundry, cleaning, and garment services -----	200	49 936	18 287	4 670	1 664
7211	Power laundries, family and commercial* -----	6	1 036	393	93	41
7213	Linen supply* -----	3	(D)	(D)	(D)	CC
7215	Coin-operated laundries and drycleaning -----	26	2 950	558	121	61
7216	Drycleaning plants, except rug cleaning* -----	100	20 500	8 965	2 194	920
7217	Carpet and upholstery cleaning -----	21	2 511	853	219	80
7218	Industrial launderers* -----	7	11 966	3 576	1 095	270
7212, 9	Other laundry, cleaning, and garment services* -----	37	(D)	(D)	(D)	BB
7212	Garment pressing, and agents for laundries and drycleaners -----	8	466	164	40	24
7219	Laundry and garment services, n.e.c.* -----	29	(D)	(D)	(D)	BB
722	Photographic studios, portrait -----	44	8 555	2 013	442	187
723, 4	Beauty and barber shops -----	185	17 874	7 374	1 845	655
723	Beauty shops -----	172	16 916	6 926	1 738	624
724	Barber shops -----	13	958	448	107	31
725	Shoe repair shops and shoeshine parlors -----	10	693	164	38	16
726	Funeral service and crematories -----	43	28 697	8 455	2 242	432
729	Miscellaneous personal services -----	81	11 537	3 870	1 355	777
7291	Tax return preparation services -----	40	5 246	2 284	1 013	640
7299	Miscellaneous personal services, n.e.c. -----	41	6 291	1 586	342	137
<b>73</b>	<b>Business services -----</b>	<b>924</b>	<b>670 186</b>	<b>344 851</b>	<b>81 232</b>	<b>30 668</b>
731	Advertising -----	48	38 499	13 971	3 450	403
7311	Advertising agencies -----	37	29 035	12 162	3 002	302
7312	Outdoor advertising services -----	6	7 902	1 585	391	83
7313	Radio, television, publishers' advertising representatives -----	2	(D)	(D)	(D)	AA
7319	Advertising, n.e.c. -----	3	(D)	(D)	(D)	AA
732	Consumer credit reporting agencies, mercantile reporting agencies, and adjustment and collection agencies -----	17	9 224	3 173	765	153
7322	Adjustment and collection services -----	14	(D)	(D)	(D)	CC
7323	Credit reporting services -----	3	(D)	(D)	(D)	BB
733	Mailing, reproduction, commercial art and photography, and stenographic services -----	63	10 406	3 526	755	193
7331	Direct mail advertising services -----	4	1 189	503	73	23
7334	Photocopying and duplicating services -----	5	1 420	384	103	19
7335, 6	Commercial photography, art, and graphics -----	30	5 216	1 489	359	86
7335	Commercial photography -----	12	1 805	421	95	27
7336	Commercial art and graphic design -----	18	3 411	1 068	264	59
7338	Secretarial and court reporting services -----	24	2 581	1 150	220	65
734	Services to dwellings and other buildings -----	246	163 857	98 928	24 389	9 489
7342	Disinfecting and pest control services -----	49	18 108	7 250	1 724	455
7349	Building cleaning and maintenance services, n.e.c. -----	197	145 749	91 678	22 665	9 034
735	Miscellaneous equipment rental and leasing -----	81	73 808	14 088	3 266	599
7352	Medical equipment rental and leasing -----	10	(D)	(D)	(D)	BB
7353	Heavy construction equipment rental and leasing -----	9	(D)	(D)	(D)	CC
7359	Equipment rental and leasing, n.e.c. -----	62	31 317	6 497	1 537	330
736	Personnel supply services -----	133	178 136	136 494	31 018	15 324
7361	Employment agencies -----	50	11 147	6 413	1 390	502
7363	Help supply services -----	83	166 989	130 081	29 628	14 822
7363 pt.	Temporary help supply -----	65	139 530	105 750	23 921	13 192
7363 pt.	Help supply, except temporary -----	18	27 459	24 331	5 707	1 630



**Table 7a. Summary Statistics for Firms Subject to Federal Income Tax for Metropolitan Areas: 1992—Con.**

[Includes only establishments with payroll. For meaning of abbreviations and symbols, see introductory text. For explanation of terms and comparability of 1987 and 1992 censuses, see appendix A. For definitions of CMSA's, MSA's, and PMSA's, see appendix D]

SIC code	Geographic area and kind of business or operation	Establishments (number)	Receipts (\$1,000)	Annual payroll (\$1,000)	First-quarter payroll (\$1,000)	Paid employees for pay period including March 12 (number)
	<b>GREENVILLE-SPARTANBURG-ANDERSON, SC MSA—Con.</b>					
<b>78, 79, 84</b>	<b>Amusement and recreation services, including motion pictures and museums—Con.</b>					
79 ex. 792, 3, 84 794 7941 7948 79 ex. 792, 3, 4, 84 791 7991 7992 7993 7996 7997 7999, 84 7999 pt. 7999 pt. 7999 pt., 84	Commercial sports and other amusement and recreation services, including museums ----- Commercial sports ----- Professional sports clubs, managers, promoters ----- Racing, including track operation ----- Other amusement and recreation services, including museums ----- Dance studios, schools, and halls ----- Physical fitness facilities ----- Public golf courses ----- Coin-operated amusement devices ----- Amusement parks ----- Membership sports and recreation clubs ----- Amusement and recreation services, including museums, n.e.c. ----- Concession operators of amusement devices and rides ----- Carnivals, circuses, and fairs ----- Other recreation and amusements, including museums -----	231 6 2 4 225 27 31 15 38 - 33 81 1 2 78	86 750 5 330 (D) (D) 81 420 2 380 8 624 5 100 25 214 - 18 780 21 322 (D) (D) 18 585	22 719 1 619 (D) (D) 21 100 507 3 310 1 451 6 580 - 5 364 3 888 (D) (D) 3 395	4 693 296 (D) (D) 4 397 132 821 221 1 199 - 1 139 885 (D) (D) 831	1 676 51 BB BB 1 625 88 336 93 279 - 407 422 AA BB 371
<b>80</b>	<b>Health services -----</b>	<b>1 176</b>	<b>779 922</b>	<b>376 919</b>	<b>77 935</b>	<b>11 993</b>
801 8011 pt. 8011 pt.	Offices and clinics of doctors of medicine ----- Offices of doctors of medicine ----- General medical clinics -----	559 547 12	425 400 410 145 15 255	237 145 229 882 7 263	46 320 44 929 1 391	4 443 4 323 120
802 803	Offices and clinics of dentists ----- Offices and clinics of doctors of osteopathy -----	301 2	98 644 (D)	40 252 (D)	8 388 (D)	1 602 AA
804 8041 8042 8043 8049	Offices and clinics of other health practitioners ----- Offices and clinics of chiropractors ----- Offices and clinics of optometrists ----- Offices and clinics of podiatrists ----- Offices and clinics of health practitioners, n.e.c. -----	180 82 52 9 37	47 831 14 636 18 058 2 963 12 174	16 691 3 900 5 748 1 580 5 463	3 562 905 1 156 293 1 208	663 231 232 34 166
805 8051 8052 8059	Nursing and personal care facilities ----- Skilled nursing care facilities ----- Intermediate care facilities ----- Nursing and personal care facilities, n.e.c. -----	40 36 1 3	85 651 (D) (D) (D)	39 843 (D) (D) (D)	9 557 (D) (D) (D)	3 248 HH AA BB
806 8062 8063, 9	Hospitals ----- General medical and surgical hospitals ----- Specialty hospitals -----	4 3 1	51 299 (D) (D)	16 778 (D) (D)	4 352 (D) (D)	724 FF BB
807, 8, 9 807 8071 8072 808 809 8092 8093 8099	Other health services ----- Medical and dental laboratories ----- Medical laboratories ----- Dental laboratories ----- Home health care services ----- Miscellaneous health and allied services, n.e.c. ----- Kidney dialysis centers ----- Specialty outpatient facilities, n.e.c. ----- Health and allied services, n.e.c. -----	90 41 14 27 15 34 5 16 13	(D) 15 349 11 664 3 685 13 395 (D) 10 176 23 909 (D)	(D) 5 431 3 871 1 560 8 093 (D) 2 789 8 389 (D)	(D) 1 121 753 368 1 765 (D) 705 1 865 (D)	GG 237 148 89 475 FF 111 431 BB
<b>81</b>	<b>Legal services -----</b>	<b>385</b>	<b>186 749</b>	<b>75 397</b>	<b>15 697</b>	<b>2 041</b>
<b>823, 4, 9</b>	<b>Selected educational services -----</b>	<b>31</b>	<b>7 088</b>	<b>2 679</b>	<b>692</b>	<b>173</b>
823 824 829	Libraries ----- Vocational schools ----- Schools and educational services, n.e.c. -----	- 7 24	- 3 735 3 353	- 1 578 1 101	- 446 246	- 85 88
<b>83</b>	<b>Social services -----</b>	<b>227</b>	<b>41 365</b>	<b>17 916</b>	<b>4 247</b>	<b>2 048</b>
835 832, 3, 6, 9	Child day care services ----- Other social services -----	163 64	22 342 19 023	10 096 7 820	2 365 1 882	1 290 758
<b>87 ex. 8733</b>	<b>Engineering, accounting, research, management, and related services (except noncommercial research organizations) -----</b>	<b>599</b>	<b>657 138</b>	<b>270 508</b>	<b>63 069</b>	<b>7 984</b>
871 8711 8712 8713	Engineering, architectural, and surveying services ----- Engineering services ----- Architectural services ----- Surveying services -----	222 123 53 46	412 040 351 500 53 776 6 764	161 450 140 341 17 740 3 369	38 185 33 467 3 962 756	3 742 3 048 487 207
872	Accounting, auditing, and bookkeeping services -----	195	62 855	24 975	5 822	1 044
873 ex. 8733 8731 8732 8734	Research, development, and testing services (except noncommercial research organizations) ----- Commercial physical and biological research ----- Commercial economic, sociological, and educational research ----- Testing laboratories -----	25 6 7 12	24 971 1 952 4 106 18 913	10 937 735 1 543 8 659	2 311 51 278 1 982	326 8 100 218
874 8741 8742 8743 8744 8748	Management and public relations services ----- Management services ----- Management consulting services ----- Public relations services ----- Facilities support management services ----- Business consulting services, n.e.c. -----	157 44 92 5 1 15	157 272 (D) 30 191 (D) (D) 3 486	73 146 (D) 9 661 (D) (D) 1 049	16 751 (D) 2 032 (D) (D) 208	2 872 CC 267 AA GG 55
<b>89</b>	<b>Services, n.e.c. -----</b>	<b>33</b>	<b>11 010</b>	<b>5 019</b>	<b>1 202</b>	<b>167</b>

SERVICE INDUSTRIES—GEOGRAPHIC AREA SERIES

SOUTH CAROLINA SC-73

**Table 7a. Summary Statistics for Firms Subject to Federal Income Tax for Metropolitan Areas: 1992—Con.**

[Includes only establishments with payroll. For meaning of abbreviations and symbols, see introductory text. For explanation of terms and comparability of 1987 and 1992 censuses, see appendix A. For definitions of CMSA's, MSA's, and PMSA's, see appendix D]

SIC code	Geographic area and kind of business or operation	Establishments (number)	Receipts (\$1,000)	Annual payroll (\$1,000)	First-quarter payroll (\$1,000)	Paid employees for pay period including March 12 (number)
<b>MYRTLE BEACH, SC MSA</b>						
	<b>Total .....</b>	<b>1 573</b>	<b>832 040</b>	<b>248 877</b>	<b>52 071</b>	<b>15 389</b>
<b>70 ex. 704</b>	<b>Hotels, rooming houses, camps, and other lodging places (except membership lodging) .....</b>	<b>308</b>	<b>293 466</b>	<b>65 273</b>	<b>12 149</b>	<b>5 509</b>
7011	Hotels and motels .....	294	258 526	61 026	11 226	5 304
7011 pt.	Hotels .....	47	131 380	33 200	6 295	2 810
7011 pt.	Motels, motor hotels, and tourist courts .....	247	127 146	27 826	4 931	2 494
702, 3	Other lodging places .....	14	34 940	4 247	923	205
<b>72</b>	<b>Personal services .....</b>	<b>136</b>	<b>20 514</b>	<b>7 251</b>	<b>1 854</b>	<b>667</b>
721	Laundry, cleaning, and garment services .....	38	8 019	2 845	664	280
7211	Power laundries, family and commercial* .....	—	—	—	—	—
7213	Linen supply* .....	2	(D)	(D)	(D)	BB
7215	Coin-operated laundries and drycleaning .....	5	1 035	138	32	14
7216	Drycleaning plants, except rug cleaning* .....	14	3 387	1 410	327	159
7217	Carpet and upholstery cleaning .....	10	1 255	364	85	33
7218	Industrial laundriers* .....	1	(D)	(D)	(D)	BB
7212, 9	Other laundry, cleaning, and garment services* .....	6	(D)	(D)	(D)	BB
722	Photographic studios, portrait .....	6	699	221	51	19
723, 4	Beauty and barber shops .....	57	5 500	2 477	609	209
723	Beauty shops .....	52	5 019	2 259	557	194
724	Barber shops .....	5	481	218	52	15
725	Shoe repair shops and shoeshine parlors .....	2	(D)	(D)	(D)	AA
726	Funeral service and crematories .....	5	3 338	1 009	281	40
729	Miscellaneous personal services .....	28	(D)	(D)	(D)	CC
<b>73</b>	<b>Business services .....</b>	<b>195</b>	<b>57 841</b>	<b>22 116</b>	<b>4 997</b>	<b>1 863</b>
731	Advertising .....	28	13 772	3 861	874	160
732	Consumer credit reporting agencies, mercantile reporting agencies, and adjustment and collection agencies .....	3	(D)	(D)	(D)	AA
733	Mailing, reproduction, commercial art and photography, and stenographic services .....	9	1 312	390	109	26
734	Services to dwellings and other buildings .....	53	11 078	4 484	931	359
735	Miscellaneous equipment rental and leasing .....	14	5 388	1 296	318	73
736	Personnel supply services .....	6	4 875	3 487	765	460
737	Computer programming, data processing, and other computer related services .....	11	1 756	819	169	33
7371, 2, 3	Computer programming, prepackaged software, and integrated systems .....	8	(D)	(D)	(D)	BB
7374, 5, 6	Data processing services .....	1	(D)	(D)	(D)	AA
7377, 8, 9	Computer rental and leasing, maintenance, and related services, n.e.c. ....	2	(D)	(D)	(D)	AA
738	Miscellaneous business services .....	71	(D)	(D)	(D)	FF
<b>75</b>	<b>Automotive repair, services, and parking .....</b>	<b>119</b>	<b>30 479</b>	<b>6 249</b>	<b>1 460</b>	<b>429</b>
751	Automotive rental and leasing, without drivers .....	6	(D)	(D)	(D)	BB
752	Automobile parking .....	1	(D)	(D)	(D)	AA
753	Automotive repair shops .....	95	22 790	4 747	1 120	305
7532	Top, body, and upholstery repair shops and paint shops .....	31	6 524	1 355	323	85
7538	General automotive repair shops .....	47	12 167	2 569	605	165
7533, 4, 6, 7, 9	Other automotive repair shops .....	17	4 099	823	192	55
754	Automotive services, except repair .....	17	2 810	790	174	89
<b>76</b>	<b>Miscellaneous repair services .....</b>	<b>76</b>	<b>18 570</b>	<b>4 619</b>	<b>1 006</b>	<b>267</b>
762	Electrical repair shops .....	31	10 178	2 563	574	133
7622	Radio and television repair shops .....	3	256	76	18	7
7623, 9	Other electrical and electronic repair shops .....	28	9 922	2 487	556	126
763	Watch, clock, and jewelry repair .....	—	—	—	—	—
764	Reupholstery and furniture repair .....	8	508	105	22	19
769	Miscellaneous repair and related services .....	37	7 884	1 951	410	115
<b>78, 79, 84</b>	<b>Amusement and recreation services, including motion pictures and museums .....</b>	<b>222</b>	<b>151 335</b>	<b>35 005</b>	<b>6 623</b>	<b>2 525</b>
781, 2	Motion picture production, distribution, and services .....	6	(D)	(D)	(D)	AA
783	Motion picture theaters .....	5	(D)	(D)	(D)	BB
784	Video tape rental .....	27	5 295	1 016	231	131
792	Theatrical producers (except motion picture), bands, orchestras, and entertainers .....	8	7 446	2 855	445	151
793	Bowling centers .....	6	2 067	671	187	105
79 ex. 792, 3, 84	Commercial sports and other amusement and recreation services, including museums .....	170	132 159	29 613	5 585	2 055
<b>80</b>	<b>Health services .....</b>	<b>231</b>	<b>170 614</b>	<b>70 564</b>	<b>15 085</b>	<b>2 449</b>
801	Offices and clinics of doctors of medicine .....	111	62 304	34 117	6 764	691
802	Offices and clinics of dentists .....	47	16 204	6 751	1 331	263
803	Offices and clinics of doctors of osteopathy .....	5	1 175	362	50	4
804	Offices and clinics of other health practitioners .....	34	9 513	3 419	682	136
805	Nursing and personal care facilities .....	9	11 020	4 979	1 182	387
806	Hospitals .....	2	(D)	(D)	(D)	FF
807, 8, 9	Other health services .....	23	(D)	(D)	(D)	EE
<b>81</b>	<b>Legal services .....</b>	<b>111</b>	<b>36 361</b>	<b>16 930</b>	<b>3 603</b>	<b>502</b>
<b>823, 4, 9</b>	<b>Selected educational services .....</b>	<b>3</b>	<b>(D)</b>	<b>(D)</b>	<b>(D)</b>	<b>BB</b>

**Table 7a. Summary Statistics for Firms Subject to Federal Income Tax for Metropolitan Areas: 1992 — Con.**

[Includes only establishments with payroll. For meaning of abbreviations and symbols, see introductory text. For explanation of terms and comparability of 1987 and 1992 censuses, see appendix A. For definitions of CMSA's, MSA's, and PMSA's, see appendix D]

SIC code	Geographic area and kind of business or operation	Establishments (number)	Receipts (\$1,000)	Annual payroll (\$1,000)	First-quarter payroll (\$1,000)	Paid employees for pay period including March 12 (number)
<b>MYRTLE BEACH, SC MSA — Con.</b>						
<b>83</b>	<b>Social services</b> .....	<b>33</b>	<b>3 225</b>	<b>1 422</b>	<b>328</b>	<b>195</b>
835	Child day care services .....	25	2 113	995	231	141
832, 3, 6, 9	Other social services .....	8	1 112	427	97	54
<b>87 ex. 8733</b>	<b>Engineering, accounting, research, management, and related services (except noncommercial research organizations)</b> .....	<b>135</b>	<b>44 993</b>	<b>17 591</b>	<b>4 458</b>	<b>891</b>
871	Engineering, architectural, and surveying services .....	30	(D)	(D)	(D)	CC
872	Accounting, auditing, and bookkeeping services .....	67	14 141	6 409	1 467	263
873 ex. 8733	Research, development, and testing services (except noncommercial research organizations) .....	1	(D)	(D)	(D)	AA
874	Management and public relations services .....	37	23 634	7 903	2 205	484
<b>89</b>	<b>Services, n.e.c.</b> .....	<b>4</b>	<b>(D)</b>	<b>(D)</b>	<b>(D)</b>	<b>AA</b>
<b>SUMTER, SC MSA</b>						
	<b>Total</b> .....	<b>414</b>	<b>143 754</b>	<b>52 392</b>	<b>11 395</b>	<b>3 416</b>
<b>70 ex. 704</b>	<b>Hotels, rooming houses, camps, and other lodging places (except membership lodging)</b> .....	<b>13</b>	<b>(D)</b>	<b>(D)</b>	<b>(D)</b>	<b>EE</b>
7011	Hotels and motels .....	12	6 545	1 720	402	314
7011 pt.	Hotels .....	2	(D)	(D)	(D)	CC
7011 pt.	Motels, motor hotels, and tourist courts .....	10	(D)	(D)	(D)	BB
702, 3	Other lodging places .....	1	(D)	(D)	(D)	AA
<b>72</b>	<b>Personal services</b> .....	<b>53</b>	<b>10 423</b>	<b>3 732</b>	<b>842</b>	<b>385</b>
721	Laundry, cleaning, and garment services .....	14	3 316	1 243	251	126
7211	Power laundries, family and commercial* .....	—	—	—	—	—
7213	Linen supply* .....	—	—	—	—	—
7215	Coin-operated laundries and drycleaning .....	2	(D)	(D)	(D)	AA
7216	Drycleaning plants, except rug cleaning* .....	4	(D)	(D)	(D)	BB
7217	Carpet and upholstery cleaning .....	2	(D)	(D)	(D)	AA
7218	Industrial laundries* .....	—	—	—	—	—
7212, 9	Other laundry, cleaning, and garment services* .....	6	582	118	30	18
722	Photographic studios, portrait .....	6	920	174	42	22
723, 4	Beauty and barber shops .....	20	2 312	953	228	96
723	Beauty shops .....	18	(D)	(D)	(D)	BB
724	Barber shops .....	2	(D)	(D)	(D)	AA
725	Shoe repair shops and shoeshine parlors .....	1	(D)	(D)	(D)	AA
726	Funeral service and crematories .....	6	2 871	1 022	246	37
729	Miscellaneous personal services .....	6	(D)	(D)	(D)	CC
<b>73</b>	<b>Business services</b> .....	<b>53</b>	<b>15 829</b>	<b>7 208</b>	<b>1 423</b>	<b>719</b>
731	Advertising .....	2	(D)	(D)	(D)	AA
732	Consumer credit reporting agencies, mercantile reporting agencies, and adjustment and collection agencies .....	2	(D)	(D)	(D)	AA
733	Mailing, reproduction, commercial art and photography, and stenographic services .....	1	(D)	(D)	(D)	AA
734	Services to dwellings and other buildings .....	24	2 496	1 042	264	150
735	Miscellaneous equipment rental and leasing .....	6	2 516	620	152	35
736	Personnel supply services .....	3	(D)	(D)	(D)	CC
737	Computer programming, data processing, and other computer related services .....	5	984	206	52	14
7371, 2, 3	Computer programming, prepackaged software, and integrated systems .....	2	(D)	(D)	(D)	AA
7374, 5, 6	Data processing services .....	2	(D)	(D)	(D)	AA
7377, 8, 9	Computer rental and leasing, maintenance, and related services, n.e.c. ....	1	(D)	(D)	(D)	AA
738	Miscellaneous business services .....	10	(D)	(D)	(D)	EE
<b>75</b>	<b>Automotive repair, services, and parking</b> .....	<b>51</b>	<b>13 209</b>	<b>2 898</b>	<b>690</b>	<b>199</b>
751	Automotive rental and leasing, without drivers .....	4	3 224	237	58	15
752	Automobile parking .....	1	(D)	(D)	(D)	AA
753	Automotive repair shops .....	43	8 857	2 292	554	144
7532	Top, body, and upholstery repair shops and paint shops .....	9	1 071	225	57	23
7538	General automotive repair shops .....	22	4 221	1 016	248	61
7533, 4, 6, 7, 9	Other automotive repair shops .....	12	3 565	1 051	249	60
754	Automotive services, except repair .....	3	(D)	(D)	(D)	BB
<b>76</b>	<b>Miscellaneous repair services</b> .....	<b>28</b>	<b>14 181</b>	<b>3 979</b>	<b>927</b>	<b>189</b>
762	Electrical repair shops .....	8	1 364	343	84	27
7622	Radio and television repair shops .....	3	345	84	19	4
7623, 9	Other electrical and electronic repair shops .....	5	1 019	259	65	23
763	Watch, clock, and jewelry repair .....	—	—	—	—	—
764	Reupholstery and furniture repair .....	2	(D)	(D)	(D)	AA
769	Miscellaneous repair and related services .....	18	(D)	(D)	(D)	CC

**Table 7a. Summary Statistics for Firms Subject to Federal Income Tax for Metropolitan Areas: 1992 — Con.**

[Includes only establishments with payroll. For meaning of abbreviations and symbols, see introductory text. For explanation of terms and comparability of 1987 and 1992 censuses, see appendix A. For definitions of CMSA's, MSA's, and PMSA's, see appendix D]

SIC code	Geographic area and kind of business or operation	Establishments (number)	Receipts (\$1,000)	Annual payroll (\$1,000)	First-quarter payroll (\$1,000)	Paid employees for pay period including March 12 (number)
	<b>SUMTER, SC MSA — Con.</b>					
<b>78, 79, 84</b>	<b>Amusement and recreation services, including motion pictures and museums</b> .....	<b>28</b>	<b>9 113</b>	<b>2 021</b>	<b>434</b>	<b>206</b>
781, 2	Motion picture production, distribution, and services .....	—	—	—	—	—
783	Motion picture theaters .....	3	(D)	(D)	(D)	BB
784	Video tape rental .....	6	1 755	289	66	41
792	Theatrical producers (except motion picture), bands, orchestras, and entertainers .....	—	—	—	—	—
793	Bowling centers .....	1	(D)	(D)	(D)	BB
79 ex. 792, 3; 84	Commercial sports and other amusement and recreation services, including museums .....	18	5 699	1 390	285	117
<b>80</b>	<b>Health services</b> .....	<b>81</b>	<b>49 076</b>	<b>22 786</b>	<b>4 620</b>	<b>885</b>
801	Offices and clinics of doctors of medicine .....	35	23 500	13 479	2 650	269
802	Offices and clinics of dentists .....	24	6 706	1 828	431	114
803	Offices and clinics of doctors of osteopathy .....	—	—	—	—	—
804	Offices and clinics of other health practitioners .....	11	3 017	1 376	206	59
805	Nursing and personal care facilities .....	5	(D)	(D)	(D)	EE
806	Hospitals .....	—	—	—	—	—
807, 8, 9	Other health services .....	6	(D)	(D)	(D)	BB
<b>81</b>	<b>Legal services</b> .....	<b>33</b>	<b>12 366</b>	<b>2 995</b>	<b>722</b>	<b>160</b>
<b>823, 4, 9</b>	<b>Selected educational services</b> .....	<b>2</b>	<b>(D)</b>	<b>(D)</b>	<b>(D)</b>	<b>AA</b>
<b>83</b>	<b>Social services</b> .....	<b>27</b>	<b>2 430</b>	<b>1 040</b>	<b>263</b>	<b>164</b>
835	Child day care services .....	22	1 886	852	216	143
832, 3, 6, 9	Other social services .....	5	544	188	47	21
<b>87 ex. 8733</b>	<b>Engineering, accounting, research, management, and related services (except noncommercial research organizations)</b> .....	<b>43</b>	<b>9 455</b>	<b>3 553</b>	<b>947</b>	<b>170</b>
871	Engineering, architectural, and surveying services .....	17	3 563	1 481	398	64
872	Accounting, auditing, and bookkeeping services .....	19	4 023	1 117	269	70
873 ex. 8733	Research, development, and testing services (except noncommercial research organizations) .....	1	(D)	(D)	(D)	AA
874	Management and public relations services .....	6	(D)	(D)	(D)	BB
<b>89</b>	<b>Services, n.e.c.</b> .....	<b>2</b>	<b>(D)</b>	<b>(D)</b>	<b>(D)</b>	<b>AA</b>

**Table 7b. Summary Statistics for Firms Exempt From Federal Income Tax for Metropolitan Areas: 1992**

[Includes only establishments with payroll. For meaning of abbreviations and symbols, see introductory text. For explanation of terms and comparability of 1987 and 1992 censuses, see appendix A. For definitions of CMSA's, MSA's, and PMSA's, see appendix D]

SIC code	Geographic area and kind of business or operation	Establishments (number)	Revenue (\$1,000)	Annual payroll (\$1,000)	First-quarter payroll (\$1,000)	Paid employees for pay period including March 12 (number)
	<b>AUGUSTA-AIKEN, GA-SC MSA</b>					
	<b>Total</b> .....	<b>232</b>	<b>930 001</b>	<b>449 580</b>	<b>108 608</b>	<b>17 503</b>
<b>7032, 704</b>	<b>Camps and membership lodging</b> .....	<b>—</b>	<b>—</b>	<b>—</b>	<b>—</b>	<b>—</b>
<b>792, 7991 pt., 7997, 7999 pt., 84</b>	<b>Selected amusement, recreation, and related services</b> .....	<b>28</b>	<b>13 991</b>	<b>5 367</b>	<b>1 290</b>	<b>513</b>
<b>8011 pt.; 8021 pt.; 805, 6, 8, 9</b>	<b>Selected health services</b> .....	<b>32</b>	<b>852 678</b>	<b>422 595</b>	<b>102 244</b>	<b>15 100</b>
<b>8111 pt.</b>	<b>Legal aid societies and similar legal services</b> .....	<b>1</b>	<b>(D)</b>	<b>(D)</b>	<b>(D)</b>	<b>AA</b>
<b>823, 4, 9</b>	<b>Selected educational services</b> .....	<b>8</b>	<b>522</b>	<b>189</b>	<b>40</b>	<b>19</b>
<b>83</b>	<b>Social services</b> .....	<b>79</b>	<b>36 644</b>	<b>14 522</b>	<b>3 509</b>	<b>1 294</b>
835	Child day care services .....	13	1 618	905	221	109
832, 3, 6, 9	Other social services .....	66	35 026	13 617	3 288	1 185
<b>861, 2, 4, 9</b>	<b>Selected membership organizations</b> .....	<b>82</b>	<b>24 404</b>	<b>6 115</b>	<b>1 347</b>	<b>545</b>
<b>873, 4 ex. 8744</b>	<b>Research, testing, and consulting services, except facilities support management services</b> .....	<b>2</b>	<b>(D)</b>	<b>(D)</b>	<b>(D)</b>	<b>AA</b>

**SC-76 SOUTH CAROLINA**

**SERVICE INDUSTRIES—GEOGRAPHIC AREA SERIES**

Table 7b. **Summary Statistics for Firms Exempt From Federal Income Tax for Metropolitan Areas: 1992—Con.**

[Includes only establishments with payroll. For meaning of abbreviations and symbols, see introductory text. For explanation of terms and comparability of 1987 and 1992 censuses, see appendix A. For definitions of CMSA's, MSA's, and PMSA's, see appendix D]

SIC code	Geographic area and kind of business or operation	Establishments (number)	Revenue (\$1,000)	Annual payroll (\$1,000)	First-quarter payroll (\$1,000)	Paid employees for pay period including March 12 (number)
<b>CHARLESTON-NORTH CHARLESTON, SC MSA</b>						
	<b>Total</b> .....	<b>264</b>	<b>830 397</b>	<b>328 725</b>	<b>79 878</b>	<b>13 273</b>
7032, 704	Camps and membership lodging .....	1	(D)	(D)	(D)	AA
792, 7991 pt., 7997, 7999 pt., 84	Selected amusement, recreation, and related services .....	34	20 182	7 241	1 711	529
8011 pt.; 8021 pt.; 805, 6, 8, 9	Selected health services .....	21	689 574	285 501	69 912	9 945
8111 pt.	Legal aid societies and similar legal services .....	5	(D)	(D)	(D)	BB
823, 4, 9	Selected educational services .....	8	(D)	(D)	(D)	BB
83	Social services .....	79	47 255	20 388	4 767	1 834
835	Child day care services .....	13	1 585	942	229	110
832, 3, 6, 9	Other social services .....	66	45 670	19 446	4 538	1 724
861, 2, 4, 9	Selected membership organizations .....	113	33 143	10 110	2 177	786
873, 4 ex. 8744	Research, testing, and consulting services, except facilities support management services .....	3	(D)	(D)	(D)	BB
<b>CHARLOTTE-GASTONIA-ROCK HILL, NC-SC MSA</b>						
	<b>Total</b> .....	<b>770</b>	<b>1 730 034</b>	<b>707 237</b>	<b>170 456</b>	<b>31 748</b>
7032, 704	Camps and membership lodging .....	5	(D)	(D)	(D)	AA
792, 7991 pt., 7997, 7999 pt., 84	Selected amusement, recreation, and related services .....	96	60 036	24 438	5 362	1 555
8011 pt.; 8021 pt.; 805, 6, 8, 9	Selected health services .....	63	1 305 605	552 775	134 282	20 860
8011 pt., 8021 pt., 805	Clinics of doctors of medicine and dentists .....	5	(D)	(D)	(D)	EE
	Nursing and personal care facilities .....	21	43 965	21 534	5 224	1 424
806	Hospitals .....	15	1 190 956	517 141	125 853	18 761
8062	General medical and surgical hospitals .....	11	1 073 629	446 528	108 243	16 647
8063, 9	Specialty hospitals .....	4	117 327	70 613	17 610	2 114
808, 9	Other health services .....	22	(D)	(D)	(D)	EE
8111 pt.	Legal aid societies and similar legal services .....	6	(D)	(D)	(D)	BB
823, 4, 9	Selected educational services .....	9	4 768	2 251	551	185
83	Social services .....	310	214 393	84 703	20 321	6 224
835	Child day care services .....	82	13 505	8 385	2 053	962
832, 3, 6, 9	Other social services .....	228	200 888	76 318	18 268	5 262
832	Individual and family social services .....	86	88 209	35 028	8 296	2 110
833	Job training and vocational rehabilitation services .....	17	12 417	7 229	1 760	906
836	Residential care .....	52	56 150	23 306	5 631	1 589
839	Social services, n.e.c. ....	73	44 112	10 755	2 581	657
861, 2, 4, 9	Selected membership organizations .....	270	136 781	40 307	9 293	2 804
861	Business associations .....	65	27 631	6 601	1 660	281
864	Civic, social, and fraternal associations .....	153	68 024	21 809	4 934	1 891
862, 9	Other membership organizations .....	52	41 126	11 897	2 699	632
873, 4 ex. 8744	Research, testing, and consulting services, except facilities support management services .....	11	6 191	1 548	360	64
873	Research, development, and testing services .....	8	(D)	(D)	(D)	BB
874 ex. 8744	Management and public relations services, except facilities support management services .....	3	(D)	(D)	(D)	BB



**Table 7b. Summary Statistics for Firms Exempt From Federal Income Tax for Metropolitan Areas: 1992—Con.**

[Includes only establishments with payroll. For meaning of abbreviations and symbols, see introductory text. For explanation of terms and comparability of 1987 and 1992 censuses, see appendix A. For definitions of CMSA's, MSA's, and PMSA's, see appendix D]

SIC code	Geographic area and kind of business or operation	Establishments (number)	Revenue (\$1,000)	Annual payroll (\$1,000)	First-quarter payroll (\$1,000)	Paid employees for pay period including March 12 (number)
<b>COLUMBIA, SC MSA</b>						
	<b>Total</b> .....	<b>389</b>	<b>1 057 562</b>	<b>449 499</b>	<b>108 246</b>	<b>17 240</b>
7032, 704	Camps and membership lodging .....	2	(D)	(D)	(D)	AA
792, 7991 pt., 7997, 7999 pt., 84	Selected amusement, recreation, and related services .....	17	10 496	3 649	726	203
8011 pt.; 8021 pt.; 805, 6, 8, 9	Selected health services .....	38	901 054	395 907	95 324	14 162
8111 pt.	Legal aid societies and similar legal services .....	5	2 167	1 189	286	42
823, 4, 9	Selected educational services .....	7	(D)	(D)	(D)	BB
83	Social services .....	130	60 170	21 933	5 366	1 484
835	Child day care services .....	28	3 414	2 283	584	262
832, 3, 6, 9	Other social services .....	102	56 756	19 650	4 782	1 222
861, 2, 4, 9	Selected membership organizations .....	178	77 376	25 375	6 163	1 273
873, 4 ex. 8744	Research, testing, and consulting services, except facilities support management services .....	12	(D)	(D)	(D)	BB
<b>FLORENCE, SC MSA</b>						
	<b>Total</b> .....	<b>86</b>	<b>280 902</b>	<b>101 756</b>	<b>25 247</b>	<b>4 526</b>
7032, 704	Camps and membership lodging .....	1	(D)	(D)	(D)	AA
792, 7991 pt., 7997, 7999 pt., 84	Selected amusement, recreation, and related services .....	6	(D)	(D)	(D)	BB
8011 pt.; 8021 pt.; 805, 6, 8, 9	Selected health services .....	19	263 891	94 765	23 630	3 866
8111 pt.	Legal aid societies and similar legal services .....	1	(D)	(D)	(D)	AA
823, 4, 9	Selected educational services .....	—	—	—	—	—
83	Social services .....	36	10 453	4 377	998	410
835	Child day care services .....	6	567	352	87	46
832, 3, 6, 9	Other social services .....	30	9 886	4 025	911	364
861, 2, 4, 9	Selected membership organizations .....	23	5 095	2 019	480	179
873, 4 ex. 8744	Research, testing, and consulting services, except facilities support management services .....	—	—	—	—	—
<b>GREENVILLE—SPARTANBURG—ANDERSON, SC MSA</b>						
	<b>Total</b> .....	<b>473</b>	<b>1 036 822</b>	<b>406 876</b>	<b>98 423</b>	<b>18 600</b>
7032, 704	Camps and membership lodging .....	—	—	—	—	—
792, 7991 pt., 7997, 7999 pt., 84	Selected amusement, recreation, and related services .....	46	25 116	9 890	2 204	792
8011 pt.; 8021 pt.; 805, 6, 8, 9	Selected health services .....	50	872 827	351 220	85 439	14 256
8011 pt., 8021 pt. 805	Clinics of doctors of medicine and dentists .....	7	(D)	(D)	(D)	CC
	Nursing and personal care facilities .....	11	(D)	(D)	(D)	FF
806	Hospitals .....	15	822 171	328 032	79 707	12 950
8062	General medical and surgical hospitals .....	11	(D)	(D)	(D)	JJ
8063, 9	Specialty hospitals .....	4	(D)	(D)	(D)	FF
808, 9	Other health services .....	17	23 437	10 174	2 593	526
8111 pt.	Legal aid societies and similar legal services .....	3	(D)	(D)	(D)	BB
823, 4, 9	Selected educational services .....	6	1 269	722	190	70
83	Social services .....	198	78 844	26 950	6 337	2 332
835	Child day care services .....	38	5 735	2 792	648	282
832, 3, 6, 9	Other social services .....	160	73 109	24 158	5 689	2 050
832	Individual and family social services .....	80	32 084	13 446	3 154	1 325
833	Job training and vocational rehabilitation services .....	15	2 693	2 010	465	201
836	Residential care .....	27	7 747	3 609	839	310
839	Social services, n.e.c. ....	38	30 585	5 093	1 231	214
861, 2, 4, 9	Selected membership organizations .....	167	56 865	17 168	4 025	1 119
861	Business associations .....	29	7 436	3 039	729	121
864	Civic, social, and fraternal associations .....	98	31 311	9 630	2 323	762
862, 9	Other membership organizations .....	40	18 118	4 499	973	236

**SC-78 SOUTH CAROLINA**

**SERVICE INDUSTRIES—GEOGRAPHIC AREA SERIES**

Table 7b. **Summary Statistics for Firms Exempt From Federal Income Tax for Metropolitan Areas: 1992—Con.**

[Includes only establishments with payroll. For meaning of abbreviations and symbols, see introductory text. For explanation of terms and comparability of 1987 and 1992 censuses, see appendix A. For definitions of CMSA's, MSA's, and PMSA's, see appendix D]

SIC code	Geographic area and kind of business or operation	Establishments (number)	Revenue (\$1,000)	Annual payroll (\$1,000)	First-quarter payroll (\$1,000)	Paid employees for pay period including March 12 (number)
	<b>GREENVILLE-SPARTANBURG-ANDERSON, SC MSA—Con.</b>					
873, 4 ex. 8744	Research, testing, and consulting services, except facilities support management services -----	3	(D)	(D)	(D)	AA
873, 874 ex. 8744	Research, development, and testing services ----- Management and public relations services, except facilities support management services -----	3 —	(D) —	(D) —	(D) —	AA —
	<b>MYRTLE BEACH, SC MSA</b>					
	<b>Total -----</b>	<b>84</b>	<b>93 378</b>	<b>35 563</b>	<b>8 360</b>	<b>1 937</b>
7032, 704	Camps and membership lodging -----	1	(D)	(D)	(D)	AA
792, 7991 pt., 7997, 7999 pt., 84	Selected amusement, recreation, and related services -----	2	(D)	(D)	(D)	AA
8011 pt.; 8021 pt.; 805, 6, 8, 9	Selected health services -----	12	70 254	28 352	6 698	1 376
8111 pt.	Legal aid societies and similar legal services -----	1	(D)	(D)	(D)	AA
823, 4, 9	Selected educational services -----	—	—	—	—	—
83	Social services -----	24	8 494	3 623	922	299
835, 832, 3, 6, 9	Child day care services ----- Other social services -----	4 20	871 7 623	511 3 112	125 797	44 255
861, 2, 4, 9	Selected membership organizations -----	44	13 589	3 314	674	245
873, 4 ex. 8744	Research, testing, and consulting services, except facilities support management services -----	—	—	—	—	—
	<b>SUMTER, SC MSA</b>					
	<b>Total -----</b>	<b>45</b>	<b>82 224</b>	<b>32 821</b>	<b>7 414</b>	<b>1 716</b>
7032, 704	Camps and membership lodging -----	—	—	—	—	—
792, 7991 pt., 7997, 7999 pt., 84	Selected amusement, recreation, and related services -----	5	(D)	(D)	(D)	CC
8011 pt.; 8021 pt.; 805, 6, 8, 9	Selected health services -----	3	(D)	(D)	(D)	GG
8111 pt.	Legal aid societies and similar legal services -----	1	(D)	(D)	(D)	AA
823, 4, 9	Selected educational services -----	—	—	—	—	—
83	Social services -----	19	(D)	(D)	(D)	EE
835, 832, 3, 6, 9	Child day care services ----- Other social services -----	4 15	(D) (D)	(D) (D)	(D) (D)	BB CC
861, 2, 4, 9	Selected membership organizations -----	16	(D)	(D)	(D)	CC
873, 4 ex. 8744	Research, testing, and consulting services, except facilities support management services -----	1	(D)	(D)	(D)	AA

**Table 8a. Summary Statistics for Firms Subject to Federal Income Tax for the Area Outside Metropolitan Areas: 1992**

[Includes only establishments with payroll. For meaning of abbreviations and symbols, see introductory text. For explanation of terms and comparability of 1987 and 1992 censuses, see appendix A. For definitions of CMSA's, MSA's, and PMSA's, see appendix D]

SIC code	Kind of business or operation	Establishments (number)	Receipts (\$1,000)	Annual payroll (\$1,000)	First-quarter payroll (\$1,000)	Paid employees for pay period including March 12 (number)
<b>Total</b>		<b>4 936</b>	<b>1 663 970</b>	<b>601 509</b>	<b>133 140</b>	<b>40 846</b>
<b>70 ex. 704</b>	<b>Hotels, rooming houses, camps, and other lodging places (except membership lodging)</b>	<b>228</b>	<b>(D)</b>	<b>(D)</b>	<b>(D)</b>	<b>HH</b>
7011	Hotels and motels	208	194 710	50 907	11 269	4 770
7011 pt.	Hotels	36	(D)	(D)	(D)	HH
7011 pt.	Hotels, 25 guestrooms or more	23	124 114	34 251	7 584	2 634
7011 pt.	Hotels, less than 25 guestrooms	13	(D)	(D)	(D)	BB
7011 pt.	Motels, motor hotels, and tourist courts	172	(D)	(D)	(D)	GG
7011 pt.	Motels, tourist courts	160	60 759	13 769	3 021	1 762
7011 pt.	Motor hotels	12	(D)	(D)	(D)	EE
702, 3	Other lodging places	20	(D)	(D)	(D)	BB
702	Rooming and boarding houses	4	(D)	(D)	(D)	AA
703	Camps and recreational vehicle parks	16	(D)	(D)	(D)	BB
<b>72</b>	<b>Personal services</b>	<b>667</b>	<b>111 352</b>	<b>36 192</b>	<b>8 738</b>	<b>3 529</b>
721	Laundry, cleaning, and garment services	214	41 907	16 972	3 910	1 600
7211	Power laundries, family and commercial*	8	(D)	(D)	(D)	BB
7213	Linen supply*	1	(D)	(D)	(D)	CC
7215	Coin-operated laundries and drycleaning	43	4 278	1 115	254	122
7216	Drycleaning plants, except rug cleaning	100	(D)	(D)	(D)	FF
7217	Carpet and upholstery cleaning	24	(D)	(D)	(D)	BB
7218	Industrial laundries*	6	(D)	(D)	(D)	CC
7212, 9	Other laundry, cleaning, and garment services*	32	4 387	2 197	497	192
7212	Garment pressing, and agents for laundries and drycleaners	12	1 464	564	131	55
7219	Laundry and garment services, n.e.c.*	20	2 923	1 633	366	137
722	Photographic studios, portrait	26	5 415	1 309	253	125
723, 4	Beauty and barber shops	212	16 236	6 422	1 492	574
723	Beauty shops	190	(D)	(D)	(D)	FF
724	Barber shops	22	(D)	(D)	(D)	BB
725	Shoe repair shops and shoeshine parlors	9	951	222	51	23
726	Funeral service and crematories	122	36 710	8 444	1 908	591
729	Miscellaneous personal services	84	10 133	2 823	1 124	616
7291	Tax return preparation services	66	6 777	1 867	877	551
7299	Miscellaneous personal services, n.e.c.	18	3 356	956	247	65
<b>73</b>	<b>Business services</b>	<b>597</b>	<b>181 391</b>	<b>82 332</b>	<b>18 285</b>	<b>9 601</b>
731	Advertising	27	(D)	(D)	(D)	BB
7311	Advertising agencies	18	(D)	(D)	(D)	BB
7312	Outdoor advertising services	4	(D)	(D)	(D)	BB
7313	Radio, television, publishers' advertising representatives	2	(D)	(D)	(D)	AA
7319	Advertising, n.e.c.	3	(D)	(D)	(D)	AA
732	Consumer credit reporting agencies, mercantile reporting agencies, and adjustment and collection agencies	10	(D)	(D)	(D)	BB
7322	Adjustment and collection services	2	(D)	(D)	(D)	AA
7323	Credit reporting services	8	(D)	(D)	(D)	BB
733	Mailing, reproduction, commercial art and photography, and stenographic services	32	(D)	(D)	(D)	BB
7331	Direct mail advertising services	5	1 759	177	15	4
7334	Photocopying and duplicating services	3	(D)	(D)	(D)	AA
7335, 6	Commercial photography, art, and graphics	15	(D)	(D)	(D)	BB
7335	Commercial photography	4	(D)	(D)	(D)	AA
7336	Commercial art and graphic design	11	2 376	710	162	32
7338	Secretarial and court reporting services	9	(D)	(D)	(D)	AA
734	Services to dwellings and other buildings	223	(D)	(D)	(D)	GG
7342	Disinfecting and pest control services	64	(D)	(D)	(D)	EE
7349	Building cleaning and maintenance services, n.e.c.	159	41 987	22 627	4 253	1 890
735	Miscellaneous equipment rental and leasing	69	20 262	4 967	1 220	297
7352	Medical equipment rental and leasing	5	(D)	(D)	(D)	AA
7353	Heavy construction equipment rental and leasing	9	(D)	(D)	(D)	BB
7359	Equipment rental and leasing, n.e.c.	55	16 453	4 136	980	232
736	Personnel supply services	44	(D)	(D)	(D)	II
7361	Employment agencies	17	(D)	(D)	(D)	CC
7363	Help supply services	27	35 463	24 452	5 564	5 554
7363 pt.	Temporary help supply	24	(D)	(D)	(D)	II
7363 pt.	Help supply, except temporary	3	(D)	(D)	(D)	BB
737	Computer programming, data processing, and other computer related services	38	9 329	4 331	977	162
7371, 2, 3	Computer programming, prepackaged software, and integrated systems	26	6 859	3 622	815	110
7371	Computer programming services	18	(D)	(D)	(D)	BB
7372	Prepackaged software	4	(D)	(D)	(D)	BB
7373	Computer integrated systems	4	(D)	(D)	(D)	AA
7374, 5, 6	Data processing services	6	1 908	459	101	41
7374, 5	Computer processing, information retrieval	6	1 908	459	101	41
7376	Computer facilities management services	-	-	-	-	-
7377, 8, 9	Computer rental and leasing, maintenance, and related services, n.e.c.	6	562	250	61	11
7377	Computer rental and leasing	-	-	-	-	-
7378	Computer maintenance and repair	1	(D)	(D)	(D)	AA
7379	Computer related services, n.e.c.	5	(D)	(D)	(D)	AA

**Table 8a. Summary Statistics for Firms Subject to Federal Income Tax for the Area Outside Metropolitan Areas: 1992 — Con.**

[Includes only establishments with payroll. For meaning of abbreviations and symbols, see introductory text. For explanation of terms and comparability of 1987 and 1992 censuses, see appendix A. For definitions of CMSA's, MSA's, and PMSA's, see appendix D]

SIC code	Kind of business or operation	Establishments (number)	Receipts (\$1,000)	Annual payroll (\$1,000)	First-quarter payroll (\$1,000)	Paid employees for pay period including March 12 (number)
<b>73</b>	<b>Business services — Con.</b>					
738	Miscellaneous business services	154	(D)	(D)	(D)	GG
7381, 2	Detective agencies and protective services	26	(D)	(D)	(D)	FF
7381	Detective, guard, and armored car services	21	12 223	8 951	2 189	575
7382	Security systems services	5	(D)	(D)	(D)	BB
7383	News syndicates	1	(D)	(D)	(D)	AA
7384	Photofinishing laboratories*	14	(D)	(D)	(D)	BB
7389	Business services, n.e.c.	113	22 941	4 943	1 201	411
7389 pt.	Sign painting shops	6	680	194	55	19
7389 pt.	Interior designing	14	5 175	512	130	42
7389 pt.	Telephone answering services	5	477	237	56	36
7389 pt.	Other business services	88	16 609	4 000	960	314
<b>75</b>	<b>Automotive repair, services, and parking</b>	<b>543</b>	<b>108 246</b>	<b>24 207</b>	<b>5 635</b>	<b>1 701</b>
751	Automotive rental and leasing, without drivers	28	11 560	1 933	456	111
7513	Truck rental and leasing, without drivers	10	7 634	1 238	290	54
7514, 5	Passenger car rental and leasing	18	3 926	695	166	57
7514	Passenger car rental	16	(D)	(D)	(D)	BB
7515	Passenger car leasing	2	(D)	(D)	(D)	AA
7519	Utility trailer and recreational vehicle rental	—	—	—	—	—
752	Automobile parking	3	(D)	(D)	(D)	AA
753	Automotive repair shops	468	90 335	20 452	4 751	1 387
7532	Top, body, and upholstery repair shops and paint shops	138	27 014	6 558	1 515	451
7532 pt.	Top and body repair shops	130	25 678	6 336	1 467	438
7532 pt.	Paint shops	8	1 336	222	48	13
7538	General automotive repair shops	249	43 413	9 630	2 263	660
7538 pt.	General automotive repair shops, except diesel	228	38 265	8 225	1 897	574
7538 pt.	Diesel repair shops	21	5 148	1 405	366	86
7533, 4, 6, 7, 9	Other automotive repair shops	81	19 908	4 264	973	276
7533	Automotive exhaust system repair shops	7	1 282	227	51	19
7534	Tire retreading and repair shops	13	6 751	1 132	265	72
7536	Automotive glass replacement shops	11	2 508	548	127	29
7537	Automotive transmission repair shops	16	2 756	786	172	43
7539	Automotive repair shops, n.e.c.	34	6 611	1 571	358	113
7539 pt.	Radiator repair	4	(D)	(D)	(D)	AA
7539 pt.	Brake, front end, and wheel alignment	13	2 737	523	123	40
7539 pt.	Automotive electrical and fuel system services	15	3 393	906	203	64
7539 pt.	Other automotive repair shops, n.e.c.	2	(D)	(D)	(D)	AA
754	Automotive services, except repair	44	(D)	(D)	(D)	CC
7542	Carwashes	26	(D)	(D)	(D)	CC
7549	Automotive services, except repair and carwashes	18	3 091	807	193	58
<b>76</b>	<b>Miscellaneous repair services</b>	<b>244</b>	<b>41 530</b>	<b>11 334</b>	<b>2 676</b>	<b>736</b>
762	Electrical repair shops	89	12 863	3 145	778	237
7622	Radio and television repair shops	33	3 671	960	238	78
7623, 9	Other electrical and electronic repair shops	56	9 192	2 185	540	159
7623	Refrigeration and air-conditioning service and repair shops	20	4 307	812	202	59
7629	Electrical and electronic repair shops, n.e.c.	36	4 885	1 373	338	100
763	Watch, clock, and jewelry repair	1	(D)	(D)	(D)	AA
764	Reupholstery and furniture repair	22	(D)	(D)	(D)	BB
769	Miscellaneous repair and related services	132	25 459	7 431	1 732	440
7692	Welding repair	34	6 244	2 141	498	107
7694	Armature rewinding shops	6	1 867	589	146	29
7699	Repair shops and related services, n.e.c.	92	17 348	4 701	1 088	304
<b>78, 79, 84</b>	<b>Amusement and recreation services, including motion pictures and museums</b>	<b>399</b>	<b>163 370</b>	<b>41 415</b>	<b>9 662</b>	<b>3 726</b>
781, 2	Motion picture production, distribution, and services	2	(D)	(D)	(D)	AA
783	Motion picture theaters	22	(D)	(D)	(D)	FF
7832	Motion picture theaters, except drive-in	21	(D)	(D)	(D)	FF
7833	Drive-in motion picture theaters	1	(D)	(D)	(D)	AA
784	Video tape rental	98	(D)	(D)	(D)	EE
792	Theatrical producers (except motion picture), bands, orchestras, and entertainers	6	8 752	1 360	385	32
7922	Theatrical producers (except motion picture) and miscellaneous theatrical services	1	(D)	(D)	(D)	BB
7929	Bands, orchestras, actors, and other entertainers and entertainment groups	5	(D)	(D)	(D)	AA
793	Bowling centers	11	(D)	(D)	(D)	CC
79 ex. 792, 3, 84	Commercial sports and other amusement and recreation services, including museums	260	115 695	32 152	6 696	2 329
794	Commercial sports	16	8 753	1 153	280	93
7941	Professional sports clubs, managers, promoters	5	807	258	65	12
7948	Racing, including track operation	11	7 946	895	215	81
79 ex. 792, 3, 4; 84	Other amusement and recreation services, including museums	244	106 942	30 999	6 416	2 236
791	Dance studios, schools, and halls	18	683	117	31	50
7991	Physical fitness facilities	22	4 130	1 456	348	140
7992	Public golf courses	26	16 415	4 058	892	303
7993	Coin-operated amusement devices	33	16 657	3 760	805	173
7996	Amusement parks	—	—	—	—	—
7997	Membership sports and recreation clubs	57	49 124	16 835	3 454	1 155
7999, 84	Amusement and recreation services, including museums, n.e.c.	88	19 933	4 773	886	415
7999 pt.	Concession operators of amusement devices and rides	3	(D)	(D)	(D)	AA
7999 pt.	Carnivals, circuses, and fairs	—	—	—	—	—
7999 pt., 84	Other recreation and amusements, including museums	85	(D)	(D)	(D)	EE

**Table 8a. Summary Statistics for Firms Subject to Federal Income Tax for the Area Outside Metropolitan Areas: 1992 – Con.**

[Includes only establishments with payroll. For meaning of abbreviations and symbols, see introductory text. For explanation of terms and comparability of 1987 and 1992 censuses, see appendix A. For definitions of CMSA's, MSA's, and PMSA's, see appendix D]

SIC code	Kind of business or operation	Establishments (number)	Receipts (\$1,000)	Annual payroll (\$1,000)	First-quarter payroll (\$1,000)	Paid employees for pay period including March 12 (number)
<b>80</b>	<b>Health services</b> .....	<b>1 086</b>	<b>551 733</b>	<b>225 537</b>	<b>49 791</b>	<b>10 594</b>
801	Offices and clinics of doctors of medicine .....	527	237 130	110 977	22 915	3 004
8011 pt.	Offices of doctors of medicine .....	515	227 414	107 860	22 264	2 819
8011 pt.	General medical clinics .....	12	9 716	3 117	651	185
802	Offices and clinics of dentists .....	257	71 026	23 680	5 348	1 243
803	Offices and clinics of doctors of osteopathy .....	9	(D)	(D)	(D)	BB
804	Offices and clinics of other health practitioners .....	162	(D)	(D)	(D)	EE
8041	Offices and clinics of chiropractors .....	79	14 871	3 718	821	198
8042	Offices and clinics of optometrists .....	53	14 209	3 425	721	184
8043	Offices and clinics of podiatrists .....	4	1 407	726	140	20
8049	Offices and clinics of health practitioners, n.e.c. ....	26	(D)	(D)	(D)	BB
805	Nursing and personal care facilities .....	55	(D)	(D)	(D)	HH
8051	Skilled nursing care facilities .....	47	91 587	42 730	10 175	3 750
8052	Intermediate care facilities .....	4	3 135	1 486	284	117
8059	Nursing and personal care facilities, n.e.c. ....	4	(D)	(D)	(D)	BB
806	Hospitals .....	5	(D)	(D)	(D)	GG
8062	General medical and surgical hospitals .....	4	(D)	(D)	(D)	GG
8063, 9	Specialty hospitals .....	1	(D)	(D)	(D)	BB
807, 8, 9	Other health services .....	71	40 364	13 265	2 933	852
807	Medical and dental laboratories .....	17	7 082	2 259	480	114
8071	Medical laboratories .....	6	4 669	1 154	260	61
8072	Dental laboratories .....	11	2 413	1 105	220	53
808	Home health care services .....	20	8 818	3 838	868	390
809	Miscellaneous health and allied services, n.e.c. ....	34	24 464	7 168	1 585	348
8092	Kidney dialysis centers .....	14	(D)	(D)	(D)	CC
8093	Specialty outpatient facilities, n.e.c. ....	12	8 553	3 377	663	153
8099	Health and allied services, n.e.c. ....	8	(D)	(D)	(D)	BB
<b>81</b>	<b>Legal services</b> .....	<b>383</b>	<b>116 808</b>	<b>47 815</b>	<b>8 428</b>	<b>1 506</b>
<b>823, 4, 9</b>	<b>Selected educational services</b> .....	<b>14</b>	<b>(D)</b>	<b>(D)</b>	<b>(D)</b>	<b>CC</b>
823	Libraries .....	-	-	-	-	-
824	Vocational schools .....	1	(D)	(D)	(D)	BB
829	Schools and educational services, n.e.c. ....	13	(D)	(D)	(D)	BB
<b>83</b>	<b>Social services</b> .....	<b>294</b>	<b>(D)</b>	<b>(D)</b>	<b>(D)</b>	<b>GG</b>
835	Child day care services .....	216	(D)	(D)	(D)	GG
832, 3, 6, 9	Other social services .....	78	(D)	(D)	(D)	FF
<b>87 ex. 8733</b>	<b>Engineering, accounting, research, management, and related services (except noncommercial research organizations)</b> .....	<b>462</b>	<b>(D)</b>	<b>(D)</b>	<b>(D)</b>	<b>HH</b>
871	Engineering, architectural, and surveying services .....	133	(D)	(D)	(D)	FF
8711	Engineering services .....	44	(D)	(D)	(D)	EE
8712	Architectural services .....	33	8 467	3 367	812	134
8713	Surveying services .....	56	11 800	6 170	1 383	303
872	Accounting, auditing, and bookkeeping services .....	194	(D)	(D)	(D)	FF
873 ex. 8733	Research, development, and testing services (except noncommercial research organizations) .....	15	(D)	(D)	(D)	CC
8731	Commercial physical and biological research .....	3	(D)	(D)	(D)	AA
8732	Commercial economic, sociological, and educational research .....	4	(D)	(D)	(D)	AA
8734	Testing laboratories .....	8	(D)	(D)	(D)	CC
874	Management and public relations services .....	120	(D)	(D)	(D)	FF
8741	Management services .....	37	23 900	10 239	2 131	476
8742	Management consulting services .....	50	(D)	(D)	(D)	EE
8743	Public relations services .....	5	(D)	(D)	(D)	AA
8744	Facilities support management services .....	2	(D)	(D)	(D)	BB
8748	Business consulting services, n.e.c. ....	26	(D)	(D)	(D)	BB
<b>89</b>	<b>Services, n.e.c.</b> .....	<b>19</b>	<b>(D)</b>	<b>(D)</b>	<b>(D)</b>	<b>BB</b>

**Table 8b. Summary Statistics for Firms Exempt From Federal Income Tax for the Area Outside Metropolitan Areas: 1992**

[Includes only establishments with payroll. For meaning of abbreviations and symbols, see introductory text. For explanation of terms and comparability of 1987 and 1992 censuses, see appendix A. For definitions of CMSA's, MSA's, and PMSA's, see appendix D]

SIC code	Kind of business or operation	Establishments (number)	Revenue (\$1,000)	Annual payroll (\$1,000)	First-quarter payroll (\$1,000)	Paid employees for pay period including March 12 (number)
<b>Total</b>	<b>-----</b>	<b>605</b>	<b>760 061</b>	<b>315 580</b>	<b>74 237</b>	<b>16 774</b>
<b>7032, 704</b>	<b>Camps and membership lodging</b>	<b>2</b>	<b>(D)</b>	<b>(D)</b>	<b>(D)</b>	<b>BB</b>
<b>792, 7991 pt., 7997, 7999 pt., 84</b>	<b>Selected amusement, recreation, and related services</b>	<b>40</b>	<b>(D)</b>	<b>(D)</b>	<b>(D)</b>	<b>FF</b>
<b>8011 pt.; 8021 pt.; 805, 6, 8, 9</b>	<b>Selected health services</b>	<b>74</b>	<b>(D)</b>	<b>(D)</b>	<b>(D)</b>	<b>JJ</b>
8011 pt., 8021 pt., 805	Clinics of doctors of medicine and dentists	22	20 323	9 337	2 105	362
	Nursing and personal care facilities	16	(D)	(D)	(D)	FF
806	Hospitals	29	559 924	232 297	54 868	10 228
8062	General medical and surgical hospitals	28	(D)	(D)	(D)	JJ
8063, 9	Specialty hospitals	1	(D)	(D)	(D)	BB
808, 9	Other health services	7	3 009	1 457	322	74
<b>8111 pt.</b>	<b>Legal aid societies and similar legal services</b>	<b>14</b>	<b>(D)</b>	<b>(D)</b>	<b>(D)</b>	<b>BB</b>
<b>823, 4, 9</b>	<b>Selected educational services</b>	<b>6</b>	<b>(D)</b>	<b>(D)</b>	<b>(D)</b>	<b>BB</b>
<b>83</b>	<b>Social services</b>	<b>248</b>	<b>(D)</b>	<b>(D)</b>	<b>(D)</b>	<b>HH</b>
835	Child day care services	67	(D)	(D)	(D)	FF
832, 3, 6, 9	Other social services	181	(D)	(D)	(D)	HH
832	Individual and family social services	87	18 808	7 224	1 656	620
833	Job training and vocational rehabilitation services	17	(D)	(D)	(D)	FF
836	Residential care	30	37 105	16 442	3 919	1 199
839	Social services, n.e.c.	47	16 689	5 175	1 258	346
<b>861, 2, 4, 9</b>	<b>Selected membership organizations</b>	<b>214</b>	<b>(D)</b>	<b>(D)</b>	<b>(D)</b>	<b>GG</b>
861	Business associations	44	(D)	(D)	(D)	CC
864	Civic, social, and fraternal associations	114	23 795	8 478	1 898	860
862, 9	Other membership organizations	56	(D)	(D)	(D)	EE
<b>873, 4 ex. 8744</b>	<b>Research, testing, and consulting services, except facilities support management services</b>	<b>7</b>	<b>(D)</b>	<b>(D)</b>	<b>(D)</b>	<b>AA</b>
873	Research, development, and testing services	4	(D)	(D)	(D)	AA
874 ex. 8744	Management and public relations services, except facilities support management services	3	(D)	(D)	(D)	AA

**Table 9. Places With 2,500 Inhabitants or More Ranked by Volume of Receipts of Firms Subject to Federal Income Tax: 1992**

[Includes only establishments with payroll. For meaning of abbreviations and symbols, see introductory text. For explanation of terms and comparability of 1987 and 1992 censuses, see appendix A. For information on geographic areas followed by ▲, see appendix F]

Geographic area	Receipts		Cumulative receipts		Geographic area	Receipts		Cumulative receipts	
	Rank <sup>1</sup>	Amount (\$1,000)	Amount (\$1,000)	Percent of State total		Rank <sup>1</sup>	Amount (\$1,000)	Amount (\$1,000)	Percent of State total
<b>South Carolina</b> -----	<b>(X)</b>	<b>10 930 491</b>	<b>10 930 491</b>	<b>100.0</b>	<b>South Carolina—Con.</b>				
Greenville -----	1	1 184 790	1 184 790	10.8	Beaufort -----	20	68 115	6 293 602	57.6
Columbia ▲ -----	2	1 079 867	2 264 657	20.7	Greer ▲ -----	21	65 547	6 359 149	58.2
Charleston ▲ -----	3	699 469	2 964 126	27.1	Easley -----	22	65 432	6 424 581	58.8
Myrtle Beach -----	4	515 226	3 479 352	31.8	Conway -----	23	59 658	6 484 239	59.3
Spartanburg -----	5	377 314	3 856 666	35.3	Walterboro -----	24	59 620	6 543 859	59.9
Aiken -----	6	307 226	4 163 892	38.1	Seneca -----	25	56 308	6 600 167	60.4
Florence -----	7	303 987	4 467 879	40.9	Georgetown -----	26	51 541	6 651 708	60.9
Rock Hill -----	8	298 907	4 766 786	43.6	Camden -----	27	49 180	6 700 888	61.3
North Charleston ▲ -----	9	288 770	5 055 556	46.3	Surfside Beach -----	28	47 265	6 748 153	61.7
Anderson -----	10	217 693	5 273 249	48.2	Gaffney -----	29	44 415	6 792 568	62.1
Hilton Head Island -----	11	173 283	5 446 532	49.8	Darlington -----	30	40 671	6 833 239	62.5
Mount Pleasant -----	12	132 622	5 579 154	51.0	Fort Mill -----	31	40 013	6 873 252	62.9
Sumter -----	13	124 718	5 703 872	52.2	Bennettsville -----	32	39 222	6 912 474	63.2
West Columbia -----	14	100 624	5 804 496	53.1	Hartsville -----	33	36 000	6 948 474	63.6
Greenwood -----	15	96 692	5 901 188	54.0	Forest Acres -----	34	34 517	6 982 991	63.9
Summerville ▲ -----	16	93 823	5 995 011	54.8	Lexington -----	35	33 153	7 016 144	64.2
Orangeburg -----	17	87 388	6 082 399	55.6	Cheraw -----	36	30 816	7 046 960	64.5
North Myrtle Beach -----	18	72 661	6 155 060	56.3	Simpsonville -----	37	26 592	7 073 552	64.7
Lancaster -----	19	70 427	6 225 487	57.0	Cayce -----	38	24 214	7 097 766	64.9

See footnotes at end of table.

**SERVICE INDUSTRIES—GEOGRAPHIC AREA SERIES**

**SOUTH CAROLINA SC-83**



# Appendix A.

## General Explanation

### CENSUS COVERAGE AND METHODOLOGY

**Structure and method of enumeration.** Firms in the 1992 Census of Service Industries were divided into the nonmail universe and mail universe. The coverage and the method of obtaining census information from each follow:

1. The nonmail universe consisted of firms which were not required to file a regular census return and included:

- a. All taxable nonemployers, i.e., all firms subject to Federal income tax with no paid employees during 1992. Receipts information for these firms was obtained from administrative records of other Federal agencies. Although consisting of many firms, nonemployers accounted for less than 10 percent of total receipts of all establishments covered in the census.

The census included only those service nonemployer firms which reported a receipts volume of \$1,000 or more during 1992. Establishments exempt from Federal income tax with no paid employees were excluded as in previous censuses.

Data for nonemployers are not included in this report but are provided in a subsequent Non-employer Statistics report (SC92-N-1).

- b. Selected small employers, i.e., single-establishment firms with payroll below a specified cutoff. (The term "employers" refers to firms with one or more paid employees at any time during 1992 as shown in the active administrative records of other Federal agencies.) Although the payroll cutoff varied by kind of business, small employers generally included firms with less than 10 employees and represented about 10 percent of total receipts of establishments covered in the census.

Data on receipts, payroll, and employment for employer firms below the payroll cutoff were derived or estimated from administrative records of other Federal agencies, except for a sample of small employer firms in classifications for which specialized data requirements precluded reliance solely on administrative records sources. This sample was included in the mail universe.

2. The mail universe consisted of firms for which information was obtained by means of a mail canvass and included:

- a. Large employers, i.e., all multiestablishment firms, and all employer firms above the payroll size cutoff referred to in section 1b. Within this category, a report of company organization was conducted periodically to identify establishment locations of firms which operated at more than one location and to obtain information on payroll and mid-March employment at each location. The 1991 Report of Company Organization was used as a coverage check in the census. In the 1992 census, all multi-establishment firms were asked to notify the Census Bureau of any establishments for which a form was not received. Report forms were subsequently provided to the firms for these establishments.
- b. A sample of small employer firms in classifications for which specialized data precluded reliance solely on administrative records sources. These firms were sent the census mailing packages containing the appropriate 1992 questionnaire.

**Method of classifying kinds of business.** The service industries classifications for all establishments were based on the *Standard Industrial Classification Manual: 1987*<sup>1</sup> (SIC). However, the method of assigning these classifications, and the level of detail at which establishments were classified, differed between the nonmail and mail universes as follows:

1. The nonmail universe

- a. Nonemployers were classified on the basis of information obtained from administrative records of other Federal agencies.
- b. Selected small employers were classified on the basis of the most current census kind-of-business classification available from one of the Census Bureau's current sample surveys or the 1987 census. Otherwise, the classification was obtained from administrative records of other Federal agencies.

If the census or administrative record classifications proved inadequate (none corresponded to a 1992 census classification in the detail required for

<sup>1</sup>*Standard Industrial Classification Manual: 1987*. For sale by Superintendent of Documents, U.S. Government Printing Office, Washington, DC 20402. Stock No. 041-001-00314-2.



employers), the firm was sent a brief inquiry requesting information necessary to assign a 1992 census kind-of-business code.

2. Establishments in the mail universe were classified on the basis of their self-designation, answers to questions on receipts by type of service provided, and other special inquiries.

**Method of assigning tax status.** For kind-of-business classifications<sup>2</sup> where there were substantial numbers of taxable and tax-exempt establishments, establishments were classified based on the Federal income tax filing requirement for the establishment or organization. This classification was based primarily on the response to an inquiry on the census questionnaire. Establishments that indicated that all or part of their income was exempt from Federal income tax under provisions of section 501 of the IRS code were classified as tax-exempt; establishments indicating no such exemption were classified as taxable. All government-operated hospitals were classified as tax-exempt. For establishments in the nonmail universe, the tax status classification was based upon the type of tax return filed by the firm or organization.

For selected kind-of-business classifications<sup>3</sup> comprised primarily of tax-exempt establishments, all establishments in those classifications were defined as tax-exempt. All establishments in the remaining kind-of-business classifications (comprised primarily of taxable establishments) were defined as taxable.

## COMPARABILITY OF THE 1987 AND 1992 CENSUSES

The 1987 and 1992 censuses were conducted under similar conditions and procedures except for the following:

**Geographic areas.** The boundaries of a number of areas for which data are shown in the 1992 census are not the same as in the 1987 census because of annexations; other boundary changes; and redefinitions of metropolitan statistical areas (MSA's), primary metropolitan statistical areas (PMSA's), and consolidated metropolitan statistical areas (CMSA's).<sup>4</sup> In addition, data for consolidated cities are included in the 1992 census.

Data for special economic urban areas (SEUA's) with 10,000 inhabitants or more in Michigan, Minnesota, New York, and Wisconsin qualified for publication in the 1992 census. This included townships in Michigan and Minnesota and towns in New York and Wisconsin. However, Minnesota did not have any townships that met the population criteria.

<sup>2</sup>SIC's 7032, 792, 7991 pt., 7997, 7999 pt., 8011 pt., 8021 pt., 805, 806, 808, 809, 82, 83, 84 pt., 873 ex. 8733, 874 ex. 8744.

<sup>3</sup>SIC's 7041, 8111 pt., 84 pt., 86, 8733.

<sup>4</sup>Newly defined metropolitan areas (MA's) were announced by the Office of Management and Budget (OMB) effective June 30, 1993.

**Nonemployer firms.** In 1987, data for nonemployer firms were published for the United States, States, metropolitan areas, counties, and places in four regional reports in the Nonemployer Statistics Series (SC87-N-1 to -4).

For 1992, data for nonemployers by kind of business are presented in one *Nonemployer Statistics* report (SC92-N-1) for the United States, States, and metropolitan areas. Nonemployer data for counties and places are available on compact disc-read only memory (CD-ROM).

**Employment.** In 1987, employment data withheld to avoid disclosing data for individual companies were represented with the symbol "(D)." In 1992, withheld employment data are represented with symbols that denote employment size ranges. These symbols are defined in the introductory text.

**Sources of receipts/revenue.** In 1987, data on sources of receipts/revenue for selected industries were published with other industry-specific data in the *Miscellaneous Subjects* report (SC87-S-4) of the Subject Series. In 1992, sources of receipts/revenue data are presented separately in the *Sources of Receipts or Revenue* report (SC92-S-4) of the Subject Series.

**Legal form of organization.** In 1987, data on the number of individual proprietorships/partnerships were published in the Geographic Area Series. In 1992, individual proprietorship/partnership data are published in the *Establishment and Firm Size* report (SC87-S-1) and in the *Nonemployer Statistics* report (SC87-N-1).

## EXPLANATION OF TERMS

**Establishments.** An establishment is a single physical location at which business is conducted. It is not necessarily identical with a company or enterprise, which may consist of one establishment or more. Statistics for service industries represent a summary of reports for individual establishments rather than companies. For cases where a census report was received, separate information was obtained for each location where business was conducted. When administrative records of other Federal agencies were used instead of a census report, no information was available on the number of locations operated. Estimates of this number were derived from a sample and are provided in the service industries report, *Miscellaneous Subjects* (SC92-S-5). Each census report was tabulated according to the physical location at which the business was conducted. The count of establishments represents those in business at any time during 1992. Appendix G provides a comparison of the number of establishments active any time during the year versus the number in business at the end of the year.

When two activities or more were carried on at a single location under a single ownership, all activities generally were grouped together as a single establishment. The

entire establishment was classified on the basis of its major activity and all data for it were included in that classification. However, when distinct and separate economic activities (for which different industry classification codes were appropriate) were conducted at a single location under a single ownership, and when conditions prescribed by the SIC manual for recognizing the existence of more than one establishment were met, separate establishment reports for each of the different activities were obtained in the census.

Leased service departments (separately owned businesses operated as departments or concessions of other service establishments or of retail businesses, such as a separately owned shoeshine parlor in a barber shop, or a beauty shop in a department store) are treated as separate service establishments for census purposes. Leased retail departments located in service establishments (e.g., a gift shop located in a hotel) are considered separate retail establishments.

**Firms.** A firm is a business organization or entity consisting of one domestic establishment (location) or more under common ownership or control. All establishments of subsidiary firms are included as part of the controlling firm. For the economic census, the terms "firm" and "company" are synonymous.

**Receipts (Basic dollar volume measure for service establishments of firms subject to Federal income tax).** Includes receipts from customers or clients for services rendered, from the use of facilities, and from merchandise sold during 1992 whether or not payment was received in 1992, except for health practitioners and legal, architectural, engineering, and surveying services, which reported on a cash basis (payments received in 1992 regardless of when services were rendered). Excise taxes on gasoline, liquor, tobacco, etc., which are paid by the manufacturer or wholesaler and passed on in the cost of goods purchased by the service establishment, are also included. Receipts from leasing of vehicles, equipment, etc., marketed under operating leases are included in receipts figures as well as the fair sales value of merchandise marketed in 1992 under capital, finance, or "full payout" leases. Receipts also include the total value of service contracts, amounts received for work subcontracted to others, and dues and assessments from members and affiliates.

Receipts are net after deductions for refunds and allowances for merchandise returned by customers. Receipts do not include sales, occupancy, admissions, or other taxes collected from customers and remitted directly by the firm to a local, State, or Federal tax agency, nor do they include income from such sources as contributions, gifts, and grants; dividends, interest, and investments; or sale or rental of real estate. Also excluded are rents from and receipts (gross as well as the establishment's share) of departments and concessions which are operated by others; sales of used equipment rented or leased to

customers; commissions from vending machine operators; and other nonoperating income such as royalties, franchise fees, etc.

Receipts in this report do not include service receipts of manufacturers, wholesalers, retail establishments, or other businesses whose primary activity is other than service. They do, however, include receipts other than from services rendered (e.g., sale of merchandise to individuals or other businesses) by establishments primarily engaged in performing services and classified in the service industries.

**Revenue (Basic dollar volume measure for firms exempt from Federal income tax).** Includes revenue from customers or clients for services rendered and merchandise sold during 1992, whether or not payment was received in 1992. Also included are income from interest, dividends, gross contributions, gifts, grants (whether or not restricted for use in operations), rents, royalties, dues and assessments from members and affiliates, and receipts from fundraising activities. Receipts from taxable business activities of firms exempt from Federal income tax (Unrelated Business Income) are also included in revenue.

Revenue does not include sales, admissions, or other taxes collected by the organization from customers or clients and paid directly to a local, State, or Federal tax agency; income from the sale of real estate, investments, or other assets (except inventory held for resale); gross receipts of departments, concessions, etc., that are operated by others; and amounts transferred to operating funds from capital or reserve funds.

**Expenses.** Expenses include payroll, employee benefits, interest, rent, payroll taxes, cost of supplies used for operation, depreciation expenses, fundraising expenses, contracted or purchased services, and other expenses charged to operations during 1992.

Expenses in this report exclude outlays for the purchase of real estate; construction and all other capital improvements; funds invested; assessments or dues paid to the parent or other chapters of the same organization; and, for fundraising organizations, funds transferred to charities and other organizations.

**Annual payroll.** Payroll includes all forms of compensation, such as salaries, wages, commissions, bonuses, vacation allowances, sick-leave pay, employee contributions to qualified pension plans, and the value of payments in kind (e.g., free meals and lodgings) paid during the year to all employees. Tips and gratuities received by employees from patrons and reported to employers are included. For corporations, payroll includes amounts paid to officers and executives; for unincorporated businesses, it does not include profit or other compensation of proprietors or partners. Payroll is reported before deductions for social security, income tax, insurance, union dues, etc. This definition of payroll is the same as that used by the Internal Revenue Service (IRS) on form 941.

**First-quarter payroll.** This item consists of payroll, as defined above, paid to persons employed at any time during the quarter January to March 1992.

**Paid employees for pay period including March 12.** Paid employees consist of the full- and part-time employees, including salaried officers and executives of corporations, who were on the payroll during the pay period including March 12. Included are employees on paid sick leave, paid holidays, and paid vacations; not included are proprietors and partners of unincorporated businesses. The definition of paid employees is the same as that used on IRS form 941.

**Auxiliary establishments.** Each company included in this census was asked to identify and separately report auxiliary locations whose primary functions were to manage, administer, service, or support the activities of the other establishments of the company. Data presented in this report do not include auxiliary establishments. Data for auxiliaries are presented in a subsequent report issued as part of the *1992 Enterprise Statistics* reports.

## KIND-OF-BUSINESS CLASSIFICATIONS

Services, as defined in Division I of the 1987 Standard Industrial Classification (SIC) manual, includes establishments primarily engaged in rendering a wide variety of services to individuals, business and government establishments, and other organizations.

Establishments covered by the census were assigned kind-of-business classifications according to the industry classifications defined in the 1987 SIC manual. When a more detailed classification than defined in the SIC manual was needed, additional kinds of business were identified within an SIC industry.

The basis for a kind-of-business classification is described above in Method of Classifying Kinds of Business. Descriptions of those kinds of business for which data are provided in this report follow.

### Hotels, Rooming Houses, Camps, and Other Lodging Places (SIC Major Group 70)

This group includes establishments engaged in providing lodging, or lodging and meals, and camping facilities. Hotels which provide accommodations for permanent residents (e.g., apartment hotels) and residential mobile home parks are classified in Real Estate, Major Group 65.

**Hotels and motels (SIC 7011).** Commercial establishments, known to the public as hotels, motor hotels, motels, or tourist courts, primarily engaged in providing lodging, or lodging and meals.

For large geographic areas, data are presented for the following subdivisions of this classification:

1. Hotels, 25 guestrooms or more.
2. Hotels, less than 25 guestrooms.
3. Motels, tourist courts.
4. Motor hotels.

The classification of individual establishments into hotels, motor hotels, and motels and tourist courts was based primarily on the respondents' self-designation.

**Rooming and boarding houses (SIC 702).** Establishments renting rooms, with or without board, on a fee basis. Homes for the elderly, for children, and for the handicapped that provide additional services, other than nursing care, are classified in Industry 8361, and homes that provide nursing and/or health-related care are classified in Industry Group 805. Rooming and boarding houses operated by membership organizations for their members only are classified in Industry 7041.

**Sporting and recreational camps (SIC 7032).** Sporting and recreational camps providing lodging and meals, or lodging only. Included are children's camps, fishing camps, hunting camps, and dude ranches. Day camps and sports instructional camps, such as baseball, basketball, or football camps, are classified in Industry 7999.

**Recreational vehicle parks and campsites (SIC 7033).** Establishments providing overnight or short-term sites for recreational vehicles, trailers, campers, or tents. Residential trailer and mobile home parks are classified in Real Estate, Major Group 65.

**Organization hotels and lodging houses, on membership basis (SIC 704).** Lodging houses and hotels operated by membership organizations for the benefit of their members and guests, and not open to the general public. Hotels operated by such organizations but open to the public are classified in Industry 7011. Residential homes for the elderly and others in need of residential, social, and personal care are classified in Industry 8361.

### Personal Services (SIC Major Group 72)

This group includes establishments primarily engaged in providing services generally to individuals, such as barber and beauty shops, drycleaning plants, laundries, and photographic studios. For establishments classified in Industry Group 721, collecting and distributing units (branch outlets, pickup stations, terminals, or depots) owned and operated by a firm which does its own laundry work are not classified as separate establishments. Data for these units are merged with data for the plant where the work is done.

**Power laundries, family and commercial (SIC 7211).**

Establishments primarily engaged in operating mechanical laundries with steam or other power. Excluded are establishments which have power laundry equipment but which are primarily engaged in a specialty, such as industrial laundering, linen rental, or diaper service. These establishments are classified in other categories within Industry Group 721. Independently owned agencies for laundry plants are classified in Industry 7212. Laundries using small power equipment of household type are classified in Industry 7219.

**Garment pressing, and agents for laundries and dry-cleaners (SIC 7212).**

Establishments primarily engaged in providing laundry and drycleaning services but which have the laundry and/or drycleaning work done by others. Establishments in this industry may do their own pressing or finishing work. Independently owned collecting and distributing agencies serving drycleaning plants or power laundries are included in this classification.

**Linen supply (SIC 7213).**

Establishments primarily engaged in supplying, on a rental basis, such laundered items as uniforms, aprons, table covers, bed linens, and towels. Establishments included in this classification may or may not operate their own laundry facilities.

**Coin-operated laundries and drycleaning (SIC 7215).**

Establishments primarily engaged in the operation of coin-operated or similar self-service laundry and/or drycleaning equipment. Included are establishments known as laundromats, launderettes, self-service drycleaners, etc. Establishments which operate such machinery in apartment houses, dormitories, and similar locations are included. Establishments which rent such machinery (e.g., to apartment houses) are classified in Industry 7359.

For large geographic areas, data are presented for the following subdivisions of this classification:

1. Coin-operated laundries and drycleaning stores.
2. Coin-operated laundry routes.

**Drycleaning plants, except rug cleaning (SIC 7216).**

Establishments primarily engaged in drycleaning or dyeing apparel and household fabrics other than rugs. Establishments primarily engaged in cleaning rugs are classified in Industry 7217. Independently owned agencies for cleaning plants are classified in Industry 7212. Establishments known as "tailor shops" or "cleaners" are included in this classification only if they do their own cleaning. Establishments primarily engaged in dyeing fabrics for the trade are classified in Manufacturing, Major Group 22.

**Carpet and upholstery cleaning (SIC 7217).**

Establishments primarily engaged in cleaning carpets and upholstered furniture. Establishments primarily engaged in rug repair are classified in Industry 7699, those primarily

engaged in reupholstering and repairing furniture are classified in Industry 7641, and those primarily engaged in building cleaning are classified in Industry 7349.

**Industrial launderers (SIC 7218).**

Establishments primarily engaged in supplying laundered or drycleaned work uniforms, wiping towels, protective apparel (gloves, flame resistant clothing, etc.), dust control items (treated mats or rugs, mops, cloths, etc.), and similar items to industrial, commercial, and government users. These items may belong to the industrial launderers and be supplied to users on a rental basis, or they may belong to the customers. Establishments included in this industry may or may not operate their own laundry or drycleaning facilities.

**Laundry and garment services, n.e.c. (SIC 7219).**

Establishments primarily engaged in furnishing other laundry services, including repair, alteration, and storage of clothes for individuals; diaper service; and hand laundries. Custom tailors, dressmakers, and fur shops making fur apparel to custom order are classified in Retail Trade.

**Photographic studios, portrait (SIC 722).**

Establishments primarily engaged in still or video portrait photography for the general public. Included in this classification are school, home, and transient portrait photographers. Establishments primarily engaged in commercial photography are classified in Industry 7335; those primarily engaged in video tape production other than portrait are classified in Industry 7812; and those primarily engaged in film developing and/or print processing for the trade or for the general public are classified in Industry 7384.

**Beauty shops (SIC 723).**

Establishments primarily engaged in providing beauty services or both beauty and barber services. Beauty and cosmetology schools are also included. Beauty shop concessions (owned and operated by concessionaires) in hotels, department stores, etc., are classified in this industry and treated as separate establishments. However, beauty shops owned by and operated as part of other businesses (e.g., hotels, department stores) are considered part of the main establishment.

**Barber shops (SIC 724).**

Establishments primarily engaged in providing barber and men's hair styling services. Barber colleges are also included. Barber shop concessions (owned and operated by concessionaires) in hotels, department stores, etc., are classified in this industry and treated as separate establishments. However, barber shops owned by and operated as part of other businesses (e.g., hotels, department stores) are considered part of the main establishment.

**Shoe repair shops and shoeshine parlors (SIC 725).**

Establishments primarily engaged in repairing footwear or shining shoes. Also included are establishments engaged in cleaning and blocking hats. Shoe repair and shoeshine departments (owned and operated by concessionaires) in

hotels, department stores, etc., are classified in this industry and treated as separate establishments. However, shoe repair shops and shoeshine parlors owned and operated as part of other businesses (e.g., hotels, department stores) are considered part of the main establishment.

**Funeral service and crematories (SIC 726).** Establishments primarily engaged in preparing the dead for burial, conducting funerals, and cremating the dead. Receipts include sales of funeral merchandise, such as caskets and burial clothing, and other services provided directly by the establishments. Also included in the receipts are reimbursements for cash advances made to other establishments for funeral-related merchandise sales and services, such as flowers. Cemeteries, and crematories operated in conjunction with cemeteries, are classified in Real Estate, Industry 6553; crematories and burial services for pets are classified in Agriculture, Industry 0752.

**Tax return preparation services (SIC 7291).** Establishments primarily engaged in providing tax return preparation services without also providing accounting, auditing, or bookkeeping services. Establishments providing tax return preparation services which also provide accounting, auditing, or bookkeeping services are classified in Industry 8721. Tax return preparation services (owned and operated by concessionaires) in department stores, etc., are classified in this industry and treated as separate establishments. However, tax return preparation services owned and operated as part of other businesses are considered part of the main establishment.

**Miscellaneous personal services, n.e.c. (SIC 7299).** Establishments primarily engaged in providing personal services, not elsewhere classified, such as saunas; steam and Turkish baths; costume and formal wear rental; operation of coin-operated personal service machines, such as weighing machines, public lockers (except cold storage), pay toilets, etc.; checkroom concessions; dating service; diet or weight reducing workshops; and tanning salons. Establishments operating coin-operated amusement machines, such as pinball machines and juke boxes, are classified in Industry 7993. The operation of physical fitness facilities, including health fitness spas and reducing salons, is classified in Major Group 70 if lodging is also provided and in Industry 7991 if lodging is not provided.

For large geographic areas, data are presented for the following subdivisions of this classification:

1. Massage parlors, tanning salons, and saunas.
2. Diet and weight reducing services.
3. Formal wear rental.
4. Other personal services, n.e.c.

### **Business Services (SIC Major Group 73)**

This group includes establishments primarily engaged in providing services, not elsewhere classified, to business establishments on a contract or fee basis.

**Advertising agencies (SIC 7311).** Establishments primarily engaged in preparing advertising (writing copy, artwork, graphics, and other creative work) and placing such advertising in periodicals, newspapers, radio, television, or other advertising media for clients on a contract or fee basis. Establishments which place advertising with media but perform no creative services (media buying services) are classified in Industry 7319. Establishments which write advertising copy but do not place the advertising with media are classified in Industry 8999. Establishments which provide commercial art, graphics, or other creative advertising services but do not place the advertising with media are classified in Industry Group 733. Establishments which solicit advertising for nonaffiliated radio, television, newspapers, or magazines are classified in Industry 7313.

**Outdoor advertising services (SIC 7312).** Establishments primarily engaged in the preparation of poster displays and painted and electric displays on billboards, panels, bulletins, and frames, principally outdoors. Such establishments may (as incidental services) construct, repair, and maintain display boards and may post advertisements. Sign painting shops are classified in Industry 7389. Shops which make neon signs to order are classified in Manufacturing. Establishments primarily engaged in erecting signs are classified in Construction.

**Radio, television, and publishers' advertising representatives (SIC 7313).** Establishments primarily engaged in soliciting advertising on a contract or fee basis for (nonaffiliated) newspapers, magazines, and other publications, or for radio and television stations. Advertising sales offices operated by the media are classified as auxiliaries.

For large geographic areas, data are presented for the following subdivisions of this classification:

1. Radio and television advertising representatives.
2. Publishers' advertising representatives.

**Advertising, n.e.c. (SIC 7319).** Establishments primarily engaged in furnishing advertising services, not elsewhere classified, such as handbill distribution, distribution of samples, and transit advertising. Establishments which provide commercial art, graphics, or other creative advertising services but do not place the advertising with the media, are classified in Industry Group 733. Establishments primarily engaged in direct mail advertising, compiling and selling mailing lists, and related services are classified in Industry 7331.

**Adjustment and collection services (SIC 7322).** Establishments primarily engaged in the collection or adjustment of claims other than insurance. Establishments providing insurance adjustment services are classified in Insurance, Major Group 64. Establishments providing debt counseling or adjustment services for individuals are classified in Industry 7299. Centralized charge services are classified in Finance, Major Group 61.

**Credit reporting services (SIC 7323).** Establishments primarily engaged in providing mercantile and consumer credit reporting services. Establishments primarily engaged in conducting personal investigations (background) and preparing reports for insurance companies and other business firms are classified in Industry 7389.

**Direct mail advertising services (SIC 7331).** Establishments primarily engaged in furnishing direct mail advertising services, such as creating, producing, and mailing direct mail advertising. This industry also includes establishments primarily engaged in compiling and selling mailing lists. Establishments primarily engaged in reproducing direct mail copy to order but also providing other direct mail advertising services are classified in Manufacturing if they print the copy, and in Industry 7334 if they duplicate the copy by photocopying or similar reproduction methods.

For large geographic areas, data are presented for the following subdivisions of this classification:

1. Mailing list compilers, brokers, and managers.
2. Direct mail advertising services, except mailing list services.

**Photocopying and duplicating services (SIC 7334).** Establishments primarily engaged in reproducing text, drawings, plans, maps, or other copy by blueprinting, photocopying, mimeographing, or other methods of duplication other than printing or microfilming. Printing, including "quick printing," is classified in Manufacturing, and microfilming is classified in Industry 7389.

For large geographic areas, data are presented for the following subdivisions of this classification:

1. Blueprinting and photocopying services.
2. Duplicating services, except printing and photocopying.

**Commercial photography (SIC 7335).** Establishments engaged in providing commercial photography services for advertising agencies, publishers, and other business and industrial users. Establishments engaged in still and video portrait photography are classified in Industry 7221, and those primarily engaged in mapmaking are classified in Industry 7389. Establishments primarily engaged in medical photography are classified in Industry 8099. Establishments primarily engaged in producing commercial video tape or films are classified in Industry 7812.

**Commercial art and graphic design (SIC 7336).** Establishments primarily engaged in providing commercial art or graphic design services for advertising agencies, publishers, and other business and industrial users. Producers of still and slide films are classified here. Establishments primarily engaged in art, except commercial and medical art, are classified in Industry 8999; those engaged in medical art are classified in Industry 8099; and those providing drafting services are classified in Industry 7389.

For large geographic areas, data are presented for the following subdivisions of this classification:

1. Commercial art.
2. Graphic arts and related design.

**Secretarial and court reporting services (SIC 7338).** Establishments primarily engaged in furnishing secretarial, typing, word processing, resume writing, and court reporting services.

**Disinfecting and pest control services (SIC 7342).** Establishments primarily engaged in providing disinfection and termite, insect, rodent, and other pest control generally in dwellings or other buildings. Establishments primarily engaged in pest control for lawns or agricultural production are classified in Agriculture.

**Building cleaning and maintenance services, n.e.c. (SIC 7349).** Establishments primarily engaged in furnishing building cleaning and maintenance services, not elsewhere classified, such as window cleaning, janitorial services, floor waxing, and office cleaning. General contractors and special trade contractors primarily engaged in building repair work, cleaning building exteriors by sand or steam blasting, or cleaning up after construction are classified in Construction.

**Medical equipment rental and leasing (SIC 7352).** Establishments primarily engaged in renting or leasing (except finance leasing) medical equipment. These establishments may also sell medical supplies, but establishments primarily engaged in selling medical supplies are classified in Wholesale or Retail Trade. Establishments primarily engaged in finance leasing are classified in Finance, Industry 6159.

**Heavy construction equipment rental and leasing (SIC 7353).** Establishments primarily engaged in renting or leasing (except finance leasing) heavy construction equipment, with or without operators. Establishments primarily engaged in finance leasing are classified in Finance, Industry 6159.

For large geographic areas, data are presented for the following subdivisions of this classification:

1. Rental and leasing of heavy construction equipment without operators.
2. Rental and leasing of heavy construction equipment with operators.

**Equipment rental and leasing, n.e.c. (SIC 7359).** Establishments primarily engaged in renting or leasing (except finance leasing) equipment, not elsewhere classified, such as tools, furniture, industrial equipment (except heavy construction), televisions, appliances, party supplies, etc. Establishments primarily engaged in finance leasing are classified in Finance, Industry 6159.

Establishments renting or leasing automobiles and trucks without drivers are classified in Industry Group 751; those renting with drivers, in Transportation. Establishments renting (or leasing) medical equipment are classified in Industry 7352; video tapes and cassettes, in Industry 7841; amusement and recreation items, such as bicycles, beach chairs, etc., in Industry 7999; personal items, such as formal wear, lockers (other than refrigerated), and pillows, in Industry 7299; commercial boats, in Water Transportation, Major Group 44. Direct leasing of machinery or equipment by the manufacturer is classified in Manufacturing or Wholesale Trade. Establishments primarily leasing computer time, including time-sharing services, are classified in Industry 7374; and those renting or leasing computers or data processing equipment, in Industry 7377.

For large geographic areas, data are presented for the following subdivisions of this classification:

1. Equipment rental, except rent-to-own.
2. Equipment leasing, except finance leasing.
3. Rent-to-own.

**Employment agencies (SIC 7361).** Establishments primarily engaged in providing placement and employment services for employers or those seeking employment. Modeling agencies and nurses' registries are included. Theatrical employment agencies are classified in Industry 7922; motion picture casting bureaus, in Industry 7819; and establishments engaged in furnishing help to other businesses, in Industry 7363.

**Help supply services (SIC 7363).** Establishments primarily engaged in supplying temporary or continuing help (except agricultural) to other businesses on a contract or fee basis. The help supplied is on the payroll of the supplying establishment but is under the direct or general supervision of the business to whom the help is furnished. Establishments primarily engaged in providing placement and employment services are classified in Industry 7361. Establishments which provide both management and staff to operate a business are classified according to the type of activity of the business. Establishments primarily engaged in furnishing personnel to perform a range of services in support of the operation of other establishments are classified in Industry 8744. Farm labor supply is classified in Agriculture, Industry 0761.

For large geographic areas, data are presented for the following subdivisions of this classification:

1. Temporary help supply.
2. Employee leasing.
3. Other help supply services.

**Computer programming services (SIC 7371).** Establishments primarily engaged in providing custom computer programming services on a contract or fee basis. These

establishments often perform a variety of additional services, such as computer software design and analysis, modification of existing software, and training in the use of custom software. Establishments primarily engaged in the development and marketing of prepackaged software are classified in Industry 7372. Computer processing services are classified in Industry 7374.

**Prepackaged software (SIC 7372).** Establishments primarily engaged in designing and developing prepackaged software, including operating, utility, and applications programs. These establishments may also prepare software documentation for the user, install software for the user, and train the user in the use of the software. Establishments primarily engaged in buying and selling prepackaged software are classified in Wholesale or Retail Trade. Custom computer software services, including computer code authors, are classified in Industry 7371.

**Computer integrated systems (SIC 7373).** Establishments primarily engaged in developing or modifying computer software and packaging or bundling the software with hardware (computers and peripheral equipment) to create an integrated system for specific application. These establishments are involved in all phases of systems development, from design through installation. Establishments primarily engaged in buying and selling computer software and/or hardware are classified in Wholesale or Retail Trade, and establishments primarily engaged in manufacturing computers and/or peripheral equipment are classified in Manufacturing.

**Computer processing and data preparation and processing services (SIC 7374).** Establishments primarily engaged in providing computer processing and data preparation services. Service may consist of complete processing and preparation of reports from data supplied by the customer, or it may be specialized, such as data entry or making data processing equipment available on an hourly or time-sharing basis.

**Information retrieval services (SIC 7375).** Establishments primarily engaged in providing on-line information retrieval services on a contract or fee basis. The information generally involves a range of subjects and is taken from other primary sources. Establishments which collect and originate the data are classified in the industry associated with that activity.

**Computer facilities management services (SIC 7376).** Establishments primarily engaged in providing on-site management and operation of computer and data processing facilities on a contract or fee basis. Establishments primarily engaged in providing computer and data processing at their own facilities are classified in Industry 7374.

**Computer rental and leasing (SIC 7377).** Establishments primarily engaged in renting or leasing (except finance) computers and related data processing equipment on the

customers' site, whether or not also providing maintenance or support services. Establishments primarily engaged in both manufacturing and leasing computers and related data processing equipment are classified in Division D, Manufacturing, and separate establishments owned by the manufacturer and primarily engaged in leasing are classified in Wholesale Trade. Establishments primarily engaged in finance leasing of computers and related data processing equipment are classified in Finance, Industry 6159, and those primarily engaged in leasing computer time are classified in Industry 7374.

**Computer maintenance and repair (SIC 7378).** Establishments primarily engaged in the maintenance and repair of computers and computer peripheral equipment.

**Computer related services, n.e.c. (SIC 7379).** Establishments primarily engaged in providing computer related services, not elsewhere classified, such as computer consulting, disk and diskette conversion, and tape recertification.

For large geographic areas, data are presented for the following subdivisions of this classification:

1. Computer consultants.
2. Miscellaneous computer services, n.e.c.

**Detective, guard, and armored car services (SIC 7381).** Establishments primarily engaged in providing detective, guard, and armored car services. Fingerprint service, polygraph service, and rental of dogs for protective service are included in this classification.

For large geographic areas, data are presented for the following subdivisions of this classification:

1. Detective agencies and guard services.
2. Armored car services.

**Security systems services (SIC 7382).** Establishments primarily engaged in monitoring and maintaining security systems devices, such as burglar and fire alarms. These establishments may also sell, lease, and/or install the security systems which they monitor and maintain. Establishments primarily engaged in the sales and installation, or installation only, of such devices are classified in Construction, Industry 1731.

**News syndicates (SIC 7383).** Establishments primarily engaged in providing news, pictures, features, and news reporting services to newspapers and periodicals. Separate establishments of newspaper and periodical publishers which are engaged in gathering news are classified as auxiliaries.

**Photofinishing laboratories (SIC 7384).** Establishments primarily engaged in developing film and photographic prints and enlargements. Data for retail outlets (kiosks),

which are owned and operated by photofinishing laboratories for the pickup and delivery of film, are merged with data for the laboratory which owns them and are not treated as separate establishments. Establishments primarily engaged in processing motion picture and video film for the motion picture and television industries are classified in Industry 7819.

For large geographic areas, data are presented for the following subdivisions of this classification:

1. Photofinishing laboratories, except "one-hour" (mini) labs.
2. "One-hour" (mini) photofinishing.

**Business services, n.e.c. (SIC 7389).** Establishments primarily engaged in furnishing business services, not elsewhere classified, such as auctioneers' establishments (service only), business brokers, drafting service, independent lecture bureaus, inspection service, printing brokers, notaries public, and shop window decoration or trimming, on a commission or fee basis.

For large geographic areas, data are presented for the following subdivisions of this classification:

1. Sign painting shops. Establishments primarily engaged in making signs to individual order or in doing office door and window lettering. Establishments primarily engaged in making signs other than on a custom basis and neon sign manufacturers are classified in Manufacturing.
2. Interior designing. Establishments primarily engaged in advising clients on the selection of furniture, draperies, rugs, and other interior decorations on a commission or fee basis. Establishments providing interior designing service but primarily engaged in the sale of merchandise, are not included. Painting and papering contractors who frequently call themselves "interior decorators" are classified in Construction.
3. Telephone answering services. Establishments primarily engaged in transmitting telephone messages to their clients. Paging services are classified in Communications.
4. Water softening and conditioning services. Establishments primarily engaged in softening water by chemical treatment or other methods.
5. Packaging and labeling services. Establishments primarily engaged in packaging and labeling products, on a contract or fee basis, in packages or other containers normally intended for retail distribution. Companies primarily engaged in packing, crating, and otherwise preparing goods for shipping are classified in Transportation.
6. Trading stamp services. Establishments primarily engaged in selling trading stamps or merchandise coupons to merchants. The redemption stores of trading stamp companies are classified as auxiliary to this industry.



7. Convention and trade show services. Establishments primarily engaged in providing a variety of services to conventions and trade shows on a contract or fee basis, including decoration services, registration services, promotion, and other administrative functions.
8. Private mail centers. Establishments primarily engaged in providing mailbox rental and other postal and mailing (except advertising) services. In addition, establishments may provide typing, photocopying, and FAX services, and may sell office supplies.
9. Miscellaneous business services, n.e.c. Establishments primarily engaged in furnishing business services, not elsewhere classified.

### **Automotive Repair, Services, and Parking (SIC Major Group 75)**

This group includes establishments primarily engaged in furnishing automotive repair, rental, leasing, parking, and other services. Similar facilities owned and operated by concerns for their own use and not available to the general public are treated as auxiliary establishments of those concerns and are not included here. Automotive repair shops operated by establishments engaged in the sale of new automobiles are classified in Retail Trade, as are those operated by gasoline service stations (where sales of merchandise (including fuel) exceed repair receipts). Automobile driving instruction is classified in Industry 8299.

#### **Truck rental and leasing, without drivers (SIC 7513).**

Establishments primarily engaged in short-term rental or extended-term leasing (with or without maintenance) of trucks, truck tractors, or semitrailers without drivers. Establishments primarily engaged in renting or leasing, except finance leasing, of industrial trucks are classified in Industry 7359; those renting or leasing trucks with drivers are classified in Transportation, Industry Group 421; and those renting or leasing heavy construction and earth moving equipment are classified in Industry 7353. Establishments primarily engaged in finance leasing are classified in Finance, Major Group 61.

For large geographic areas, data are presented for the following subdivisions of this classification:

1. Truck rental, without drivers.
2. Truck leasing, except finance leasing.

**Passenger car rental (SIC 7514).** Establishments primarily engaged in short-term rental of passenger cars without drivers. Data for separate automotive rental offices or concessions (e.g., airport locations) in the same metropolitan area, for which a common fleet of cars is maintained, are merged and not considered as separate establishments. Establishments primarily engaged in renting automobiles with drivers are classified in Transportation, Industry 4119.

**Passenger car leasing (SIC 7515).** Establishments primarily engaged in extended-term leasing of passenger cars without drivers. These establishments may or may not provide maintenance of vehicles as part of the lease contract. Establishments primarily engaged in renting automobiles with drivers are classified in Transportation, Industry 4119. Establishments primarily engaged in finance leasing are classified in Finance, Major Group 61.

#### **Utility trailer and recreational vehicle rental (SIC 7519).**

Establishments primarily engaged in daily or extended-term rental of utility trailers and recreational vehicles. Establishments primarily engaged in renting motorcycles, bicycles, golf carts, gocarts, or recreational boats are classified in Industry 7999, and those engaged in renting airplanes are classified in Industry 7359. Establishments primarily engaged in the rental of mobile homes on site are classified in Real Estate, Industry 6515.

#### **Automobile parking (SIC 7521).**

Establishments primarily engaged in the temporary parking of automobiles usually on an hourly, daily, or monthly contract or fee basis. Excluded are municipal parking lots and lots operated by establishments or institutions primarily engaged in other activities (e.g., department stores, hospitals, restaurants). Valet parking is classified in Industry 7299. Establishments primarily engaged in extended or dead storage of automobiles are classified in Transportation, Industry 4226.

For large geographic areas, data are presented for the following subdivisions of this classification:

1. Parking lots.
2. Parking structures.

#### **Top, body, and upholstery repair shops and paint shops (SIC 7532).**

Establishments primarily engaged in the repair of automotive tops, bodies, and interiors, or automotive painting and refinishing. Also included in the industry are establishments primarily engaged in customizing automobiles, trucks, and vans, except on a factory basis. Those engaged in customizing automobiles, trucks, and vans on a factory basis are classified in Manufacturing, Industry Group 371.

For large geographic areas, data are presented for the following subdivisions of this classification:

1. Top and body repair shops.
2. Paint shops.

#### **Automotive exhaust system repair shops (SIC 7533).**

Establishments primarily engaged in the installation, repair, or sale and installation of automotive exhaust systems. The sale of mufflers, tailpipes, and catalytic converters is considered to be incidental to the installation of these products.

#### **Tire retreading and repair shops (SIC 7534).**

Establishments primarily engaged in repairing and retreading automotive tires. Establishments classified here may either retread customers' tires or retread tires for sale or exchange to the user or the trade.

**Automotive glass replacement shops (SIC 7536).** Establishments primarily engaged in the installation, repair, or sale and installation of automotive glass. The sale of the glass is considered incidental to the replacement.

**Automotive transmission repair shops (SIC 7537).** Establishments primarily engaged in the installation, repair, or sale and installation of automotive transmissions. The sale of transmissions and related parts is considered incidental to transmission installation or repair.

**General automotive repair shops (SIC 7538).** Establishments primarily engaged in general automotive repair, such as engine repair shops (except industrial truck engines), general repair and service garages, and diesel engine repair shops. Establishments primarily engaged in specialized repair of individual engine components, not elsewhere classified, are classified in Industry 7539. Establishments primarily engaged in repair of motorcycles are classified in Industry 7699.

For large geographic areas, data are presented for the following subdivisions of this classification:

1. General automotive repair shops, except diesel.
2. Diesel repair shops.

**Automotive repair shops, n.e.c. (SIC 7539).** Establishments primarily engaged in specialized automotive repair, not elsewhere classified, such as fuel service (carburetor repair), brake relining, front-end and wheel alignment, and radiator repair. Establishments primarily engaged in automotive welding are classified in Industry 7692.

For large geographic areas, data are presented for the following subdivisions of this classification:

1. Radiator repair.
2. Brake, front end, and wheel alignment.
3. Carburetor repair shops.
4. Automotive electrical repair shops.
5. Other automotive repair shops, n.e.c. Establishments primarily engaged in specialized automotive repairs, not elsewhere classified, such as frame repair, piston ring service and repair, speedometer repair, and heater and air-conditioning repair.

**Carwashes (SIC 7542).** Establishments primarily engaged in washing, waxing, and polishing motor vehicles or furnishing facilities for the self-service washing of motor vehicles.

**Automotive services, except repair and carwashes (SIC 7549).** Establishments primarily engaged in furnishing automotive services, except repair and carwashes, such as lubricating service, towing service, diagnostic service, undercoating service, and inspection service.

For large geographic areas, data are presented for the following subdivisions of this classification:

1. Lubrication shops.
2. Towing services.
3. Other automotive services, n.e.c.

### **Miscellaneous Repair Services (SIC Major Group 76)**

This group includes establishments primarily engaged in miscellaneous repair services, not elsewhere classified. Repair departments of retail dealers or manufacturers are not included unless operated as separate establishments and reported as such. This group does not include some repair services of which the more important are: repair to structures (classified in Construction); garment and shoe repair (classified in Major Group 72); automotive repair services (classified in Major Group 75); electronic computer and computer peripheral equipment repair services (classified in Industry 7378); ship and boat repair (classified in Manufacturing); and railroad repair (classified in Manufacturing).

**Radio and television repair shops (SIC 7622).** Establishments primarily engaged in repairing radios, televisions, phonographs, stereo equipment, and tape recorders. Also included are establishments engaged in installing and repairing television, amateur, and citizens' band antennas, and those engaged in installing and servicing similar equipment in homes, offices, boats, automobiles, or other vehicles. Establishments primarily engaged in installation, repair, or maintenance of radio and television broadcast transmitting antennas and towers are classified in Construction. Repair departments of radio and television dealers are not included here unless operated and reported as separate establishments.

**Refrigeration and air-conditioning service and repair shops (SIC 7623).** Establishments primarily engaged in servicing and repairing household and commercial electrical refrigerators and air-conditioning and refrigeration equipment. Establishments primarily engaged in servicing and repairing gas refrigeration equipment are classified in Industry 7699, and those repairing automotive air-conditioning equipment are classified in Industry 7539. Establishments primarily engaged in installing refrigeration and air-conditioning systems are classified in Construction.

**Electrical and electronic repair shops, n.e.c. (SIC 7629).** Establishments primarily engaged in servicing and repairing electrical and electronic equipment, not elsewhere classified, such as electrical household appliances (washing machines, vacuum cleaners, irons, toasters, etc.) and electrical and electronic industrial equipment. Electrical contractors and electrical shops engaged primarily in house wiring are included in Construction, Industry 1731. The repair of electric motors is classified in Industry 7694. Repair of electronic computers and computer peripheral equipment is classified in Industry 7378.

**Watch, clock, and jewelry repair (SIC 763).** Establishments primarily engaged in the repair of watches, clocks, or jewelry. Establishments primarily engaged in assembling watches from purchased parts are classified in Manufacturing, Industry 3873.

**Reupholstery and furniture repair (SIC 764).** Establishments primarily engaged in furniture reupholstery and repair. Establishments primarily engaged in selling upholstery materials, making slipcovers and draperies to order, or in upholstering new frames to individual order are classified in Retail Trade, as are establishments making furniture and cabinets on a custom basis.

**Welding repair (SIC 7692).** Establishments primarily engaged in repair work by welding, including automotive welding. Welding in connection with the manufacture of a product is classified in Manufacturing. Welding contractors doing welding work at construction sites are classified in Construction, Industry 1799.

**Armature rewinding shops (SIC 7694).** Establishments primarily engaged in rewinding armatures and rebuilding or repairing electric motors. Establishments classified here may either repair customers' equipment or repair their own equipment for sale or exchange to users or to the trade. Establishments primarily engaged in the repair of electrical appliances are classified in Industry 7629.

**Repair shops and related services, n.e.c. (SIC 7699).** Establishments primarily engaged in specialized repair services, not elsewhere classified, such as farm machinery and equipment repair; lawnmower, saw, knife, and tool sharpening and repair; bicycle repair; lock and gun repair; musical instrument repair; and the repair of typewriters. Repair services which involve primarily electrical or electronic equipment or components are classified in Industry 7629; however, primarily mechanical repair of electrically powered equipment, such as electric sewing machine repair, is included here.

For large geographic areas, data are presented for the following subdivisions of this classification:

1. Farm machinery and equipment repair.
2. Lawnmower and other small gasoline engine repair. Establishments primarily engaged in saw, knife, and tool sharpening are also included here.
3. Sewer and septic tank cleaning services. Establishments primarily engaged in cleaning or repairing sewers and septic tanks. Establishments which install septic tanks are classified in Construction.
4. Other repair and related services, n.e.c. Establishments primarily engaged in specialized repair services, not elsewhere classified, such as aircraft flight instrument repair (except electrical), blacksmith shops, bicycle repair, boiler repair, photographic equipment repair,

dental instrument repair, furnace and chimney cleaning, gunsmith shops, key duplicating shops, motorcycle repair, musical instrument tuning and repair, taxidermists, typewriter repair, umbrella repair, and venetian blind repair.

### **Motion Pictures (SIC Major Group 78)**

This group includes establishments producing and distributing motion pictures, exhibiting motion pictures in commercially operated theaters, and furnishing services to the motion picture industry. The term "motion pictures" includes similar productions for television or other media using film, tape, or other means.

**Motion picture and video tape production (SIC 7812).** Establishments primarily engaged in the production of theatrical and nontheatrical motion pictures and video tapes for exhibition or sale. Establishments engaged in both production and distribution of motion pictures are included here, as well as those engaged in the production of educational, industrial, and religious films. Establishments primarily engaged in motion picture and video tape reproduction are classified in Industry 7819.

For large geographic areas, data are presented for the following subdivisions of this classification:

1. Motion picture production, except for television.
2. Motion picture and tape production for television.

**Services allied to motion picture production (SIC 7819).** Establishments primarily engaged in performing auxiliary services to motion picture production, such as motion picture film processing, editing, and titling. Also included are casting bureaus, wardrobe and studio property rental, rental and repair of cameras and other motion picture equipment, stock footage film libraries, and television tape services (editing, transfers, etc.).

**Motion picture and video tape distribution (SIC 7822).** Establishments primarily engaged in the distribution (rental or sale) of theatrical and nontheatrical motion picture films or in the distribution of video tapes and disks, except to the general public. Establishments engaged in both distribution and production are classified in Industry 7812. Establishments primarily engaged in renting video tapes and disks to the general public are classified in Industry 7841, and those engaged in the sale of video tape and disks to individuals for personal or household use are classified in Retail Trade, Industry 5735.

For large geographic areas, data are presented for the following subdivisions of this classification:

1. Motion picture film exchanges.
2. Film and tape distribution for television.
3. Video tape wholesalers.

**Services allied to motion picture distribution (SIC 7829).** Establishments primarily engaged in performing auxiliary services to motion picture distribution, such as film delivery service, film purchasing and booking agencies, and film libraries.

**Motion picture theaters, except drive-in (SIC 7832).** Commercially operated theaters primarily engaged in the indoor exhibition of motion pictures.

**Drive-in motion picture theaters (SIC 7833).** Commercially operated theaters, commonly known as drive-in theaters, primarily engaged in the outdoor exhibition of motion pictures.

**Video tape rental (SIC 7841).** Establishments primarily engaged in renting recorded video tapes and disks to the general public for personal or household use. Establishments primarily engaged in renting video recorders and players are classified in Industry 7359. Establishments primarily engaged in selling recorded video tapes and disks to the general public are classified in Retail Trade, Industry 5735, and those engaged in the wholesale distribution of recorded video tapes and disks are classified in Industry 7822.

### **Amusement and Recreation Services, Except Motion Pictures (SIC Major Group 79)**

This group includes establishments primarily engaged in providing amusement, recreation, or entertainment services, not elsewhere classified. Gambling businesses, where legal, are also included in this Major Group; however, combined gambling and lodging facilities with 25 guestrooms or more are classified in Industry 7011. Establishments primarily engaged in operating museums, art galleries, arboreta, and botanical and zoological gardens are classified in Major Group 84.

**Dance studios, schools, and halls (SIC 791).** Establishments primarily engaged in operating public dance halls or ballrooms, dance studios, and dance schools. Establishments primarily engaged in renting facilities used as dance halls or ballrooms are classified in Real Estate, Industry 6512.

**Theatrical producers (except motion picture) and miscellaneous theatrical services (SIC 7922).** Establishments primarily engaged in providing live theatrical presentations, such as road companies and summer theaters. This industry also includes services allied with theatrical presentations, such as casting agencies; booking agencies for plays, artists, and concerts; scenery, lighting, and other equipment services; and theatrical ticket agencies. Also included in this industry are producers of live and taped radio programs and commercials and producers of live television programs.

For large geographic areas, data are presented for the following subdivisions of this classification:

1. Producers of live theatrical productions. Stock or repertory companies, whether or not operating their own theaters, are included here. Establishments primarily engaged in producing shows for dinner theaters but not operating the food service are also included here. Dinner theaters operating food service are classified in Retail Trade, Industry 5812.
2. Producers of radio and television shows, except tape producers. Establishments primarily engaged in producing shows for live presentation on radio and television. Producers of motion picture and television tape are classified in Industry 7812 and producers of radio tape in the subgroup Other theatrical services.
3. Artists' and entertainers' managers or agents, concert bureaus, and booking agents.
4. Other theatrical services. Establishments engaged in theatrical services, not elsewhere classified, such as ticket agencies; theatrical, television, and radio employment agencies; theatrical equipment rental and design; and lighting. Radio show tape producers are included here.

**Bands, orchestras, actors, and other entertainers and entertainment groups (SIC 7929).** Establishments primarily engaged in providing entertainment other than live theatrical presentations. These establishments include bands, orchestras, and entertainers.

For large geographic areas, data are presented for the following subdivisions of this classification:

1. Dance groups and artists.
2. Symphony orchestras, opera companies, and chamber music organizations.
3. Other music groups and artists. Dance and stage bands, orchestras (except symphony or chamber), combos, quintets, soloists, and similar musical organizations, groups, and artists.
4. Other entertainers and entertainment groups. Entertainers other than dance bands, symphony orchestras, dance groups, or similar musical and dance organizations.

**Bowling centers (SIC 7933).** Establishments primarily engaged in providing facilities for bowling.

**Professional sports clubs and promoters (SIC 7941).** Operators and promoters of professional and semiprofessional athletic clubs, promoters of athletic events, and managers of individual professional athletes. Receipts from radio or television broadcasts, from sales of players, from concession operators, and from noncustomer sources are not included in the total receipts for the activities

classified here. Establishments primarily engaged in renting stadiums and athletic fields to sports promoters and clubs are classified in Real Estate, Industry Group 651.

For large geographic areas, data are presented for the following subdivisions of this classification:

1. Baseball clubs.
2. Football clubs.
3. Other professional sports clubs.
4. Managers and promoters.

**Racing, including track operation (SIC 7948).** Promoters and participants in racing activities, including racetrack operators, operators of racing stables, jockeys, racehorse trainers, and race car owners and operators. Establishments which own racetracks but do not engage in promotion of racing events, are classified in Real Estate, Industry Group 651. Stables and kennels primarily engaged in breeding or boarding horses and dogs are classified in Agriculture, Industry 0752.

For large geographic areas, data are presented for the following subdivisions of this classification:

1. Auto racetrack operation.
2. Horse racetrack operation.
3. Dog racetrack operation.
4. Racing stables and racing, n.e.c.

**Physical fitness facilities (SIC 7991).** Establishments primarily engaged in operating reducing and other health clubs, spas, and similar facilities featuring exercise and other active physical fitness conditioning, whether or not on a membership basis. Establishments providing aerobic dance and exercise classes are also included here. Sports and recreation clubs are classified in Industry 7997 if operated on a membership basis, and in Industry 7992 or 7999 if open to the general public. Health resorts and spas providing lodging are classified in Major Group 70. Establishments that promote physical fitness through diet control are classified in Industry 7299.

For large geographic areas, data are presented for the following subdivisions of this classification:

1. Physical fitness centers, except gymnasiums and athletic clubs.
2. Gymnasiums and athletic clubs.

**Public golf courses (SIC 7992).** Privately operated establishments primarily engaged in the operation of golf courses open to the general public on a fee basis. Municipally owned and operated golf courses are not included. Membership golf and country clubs are classified in Industry 7997. Miniature golf courses and golf driving ranges are classified in Industry 7999.

**Coin-operated amusement devices (SIC 7993).** Establishments primarily engaged in operating coin-operated amusement devices either in their own or in other places of business. Such amusement devices include juke boxes, pinball machines, mechanical games, video games, slot machines (where legal), and similar types of amusement equipment. The amusement devices may also be operated by bills. Amusement arcades and parlors are also included. Establishments primarily engaged in rental of such devices are classified in Industry 7359.

**Amusement parks (SIC 7996).** Establishments known as amusement parks, theme parks, kiddie parks, etc., which group together a number of attractions, such as mechanical rides, amusement devices, refreshment stands, and picnic grounds. Individual ride operators or concessionaires operating within the park are classified in Industry 7999, as are carnivals operating without a fixed exhibition site. Owners of the park grounds (who do not operate the amusement parks) are classified in Real Estate, Industry Group 651.

**Membership sports and recreation clubs (SIC 7997).** Sports and recreation clubs which maintain facilities for use only by members and their guests, such as country, golf, tennis, yacht, and swimming clubs. Such establishments are classified here regardless of the proportion of receipts derived from food or liquor sales. Membership organizations engaged in civic, social, or fraternal activities are classified in Industry 864. Physical fitness facilities are classified in Industry 7991.

**Amusement and recreation services, n.e.c. (SIC 7999).** Establishments primarily engaged in the operation of sports, amusement, and recreation services, not elsewhere classified, such as bathing beaches, swimming pools, and riding academies and schools. Membership sports and recreation clubs not open to the general public are classified in Industry 7997.

For large geographic areas, data are presented for the following subdivisions of this classification:

1. Concession operators of amusement devices and rides. Concession operators of mechanical rides or of amusement devices in amusement parks, carnivals, circuses, or fairs; or operators of independently operated rides or devices of this type.
2. Carnivals and circuses. Establishments operating a group of amusement, service, and/or retail units, generally known as carnivals, which do not have any fixed exhibition site; or companies engaged in the operation of circuses having acrobatic and animal shows and individual circus acts. Side shows are included here. Individual performers in circuses are classified in Other entertainers and entertainment groups, a subgroup of Industry 7929.
3. Fairs. Establishments primarily engaged in arranging and operating the exhibitions and related activities

usually associated with county, State, or similar fairs. Carnivals and side shows which are part of the fairs but which are independently owned and operated are included in the subgroup Carnivals and circuses. Other independently owned and operated amusement device and ride concessions are included in the subgroup Concession operators of amusement devices and rides.

4. Roller skating rinks.
5. Ice skating rinks.
6. Other amusement and recreation services, n.e.c. Establishments primarily engaged in the commercial operation of sports, amusement, and recreation services, not elsewhere classified. Included are establishments engaged in instruction of sports or recreational activities, such as baseball, bridge, golf, judo, karate, skiing, swimming, and tennis. Also included are establishments renting articles for amusement and recreation, such as beach chairs and accessories, bicycles, golf carts, small boats and canoes, and saddle horses.

Other establishments in this classification include commercially operated bathing beaches, gambling establishments (where legal), golf driving ranges, miniature golf courses, riding academies and stables, shooting galleries, slot-car tracks, ski lifts, day camps, and establishments engaged in the commercial operation of swimming pools open to the general public for a fee. Municipally operated golf courses and swimming pools are excluded from this census. Privately owned tourist attractions, such as natural wonders or manmade exhibits, are included here. Museums, art galleries, and botanical and zoological gardens are included in Major Group 84.

### Health Services (SIC Major Group 80)

This group includes establishments primarily engaged in furnishing medical, surgical, and other health services to persons. Associations or groups, such as Health Maintenance Organizations (HMO's), primarily engaged in providing medical or other health services to members are included but those which only provide insurance covering hospitalization or medical costs are classified in Insurance, Major Group 63. Hospices providing medical services are also included in this Major Group and are classified according to the primary service provided. Health care facilities were primarily coded based on self-designation. Where multiple levels of care were indicated but were not apparently separate operations, the facility was generally classified based on the highest level of care provided. Veterinarians are classified in Agriculture, Industry Group 074.

**Offices and clinics of doctors of medicine (SIC 801).** Establishments of licensed practitioners having the degree of M.D. and engaged in the practice of general or specialized medicine and surgery. General medical clinics (staffed by licensed practitioners having M.D. degree) are also classified here.

Associations of physicians formed solely for sharing expenses (including payroll) are also included here. Receipts are not applicable for these associations since their operations are funded by reimbursements from member firms, and these funds are not considered operating receipts for medical services provided. However, their payroll and employment data are included in statistics presented for this category.

For large geographic areas, data are presented for the following subdivisions of this classification:

1. Offices of doctors of medicine. Includes offices as well as group clinics owned and operated by physicians for the purpose of carrying on their profession.
2. General medical clinics. Includes clinics not owned and operated by physicians associated for the purpose of carrying on their profession.

**Offices and clinics of dentists (SIC 802).** Establishments of licensed practitioners having the degree of D.D.S. (or D.D. Sc.) or D.M.D. and engaged in the practice of general or specialized dentistry, including dental surgery. Dental clinics are also classified here.

For large geographic areas, data are presented for the following subdivisions of this classification:

1. Offices of dentists. Includes offices as well as group clinics owned and operated by dentists associated for the purpose of carrying on their profession.
2. Dental clinics. Includes clinics not owned and operated by dentists associated for the purpose of carrying on their profession.

**Offices and clinics of doctors of osteopathy (SIC 803).** Establishments of licensed practitioners having the degree of D.O. and engaged in the practice of general or specialized osteopathic medicine and surgery.

For large geographic areas, data are presented for the following subdivisions of this classification:

1. Offices of osteopathic physicians.
2. Osteopathic clinics.

**Offices and clinics of chiropractors (SIC 8041).** Establishments of licensed practitioners having the degree of D.C. and engaged in the practice of chiropractic medicine.

**Offices and clinics of optometrists (SIC 8042).** Establishments of licensed practitioners having the degree of O.D. and engaged in the practice of optometry. Establishments where receipts are primarily from the sale of optical goods prescribed as a result of eye examinations performed at another establishment are classified in Retail Trade, Industry 5999.

**Offices and clinics of podiatrists (SIC 8043).** Establishments of licensed practitioners having the degree of D.P. and engaged in the practice of podiatry.

**Offices and clinics of health practitioners, n.e.c. (SIC 8049).** Establishments of health practitioners engaged in practice in health fields, not elsewhere classified, such as acupuncturists, midwives, nutritionists, physical and occupational therapists, and psychologists.

**Skilled nursing care facilities (SIC 8051).** Establishments primarily engaged in providing inpatient nursing and rehabilitative services to patients who require continuous health care but not hospital services. Care must be ordered by and under the direction of a physician. The staff must include a licensed nurse on duty continuously with a minimum of one full-time registered nurse on duty during each day shift. Included are establishments certified to deliver skilled nursing care under the Medicare and Medicaid programs.

**Intermediate care facilities (SIC 8052).** Establishments primarily engaged in providing inpatient nursing and rehabilitative services but not on a continuous basis. Staffing must include 24-hour per day personnel with a licensed nurse on duty full-time during each day shift. At least once a week, consultation with a registered nurse on the delivery of care is required. Included are facilities certified to deliver intermediate care under the Medicaid program.

**Nursing and personal care facilities, n.e.c. (SIC 8059).** Establishments primarily engaged in providing some nursing and/or health-related care to patients who do not require the degree of care and treatment that a skilled or intermediate care facility is designed to provide. Included are rest homes, convalescent homes, and other institutions where health care is a major element. Residential facilities, such as homes for the retarded and the elderly which provide personal care but where health care is incidental, are classified in Industry 8361.

**General medical and surgical hospitals (SIC 8062).** Establishments primarily engaged in providing general medical and surgical services and other hospital services. Specialty hospitals are classified in Industries 8063 and 8069.

**Psychiatric hospitals (SIC 8063).** Establishments primarily engaged in providing diagnostic medical services and inpatient treatment for the mentally ill. Establishments known as hospitals and primarily engaged in providing health care for the mentally retarded are classified in Industry 8051.

**Specialty hospitals, except psychiatric (SIC 8069).** Establishments primarily engaged in providing diagnostic services, treatment, and other hospital services for specialized categories of patients, except for the mentally ill.

**Medical laboratories (SIC 8071).** Establishments primarily engaged in providing professional analytic or diagnostic services to the medical profession or to the patient as

prescribed by a physician. Laboratories engaged in the manufacture of medical or pharmaceutical products are classified in Manufacturing. Laboratories engaged in commercial medical research are classified in Industry 8731, and those engaged in noncommercial medical research are classified in Industry 8733.

**Dental laboratories (SIC 8072).** Establishments primarily engaged in making dentures, artificial teeth, and orthodontic appliances to order for the dental profession. The manufacture of teeth other than to order is classified in Manufacturing. Establishments providing dental X-ray laboratory services are classified in Industry 8071.

**Home health care services (SIC 8082).** Establishments primarily engaged in providing skilled nursing or medical care in the home under supervision of a medical doctor. Establishments of registered or practical nurses engaged in the independent practice of their profession are classified in Industry 8049, and nurses' registries are classified in Industry 7361. Establishments primarily engaged in selling health care products for personal or household consumption are classified in Retail Trade, and those engaged in renting or leasing products for health care are classified in Industry 7352.

**Kidney dialysis centers (SIC 8092).** Establishments primarily engaged in providing kidney or renal dialysis services.

**Specialty outpatient facilities, n.e.c. (SIC 8093).** Establishments primarily engaged in outpatient care of a specialized nature, such as alcohol and drug treatment, birth control/family planning, etc., with permanent facilities and with medical staff to provide diagnosis, treatment, or both for patients who are ambulatory but do not require inpatient care.

**Health and allied services, n.e.c. (SIC 8099).** Establishments primarily engaged in providing health and allied services, n.e.c., such as blood banks, blood donor stations, childbirth preparation classes, medical photography and art, and oxygen tent services. Establishments of registered or practical nurses in independent practice are classified in Industry 8049. Ambulance services are classified in Transportation, Industry 4119.

## **Legal Services (SIC Major Group 81)**

This group includes establishments which are headed by members of the bar and are engaged in offering legal advice or legal services. Nonprofit legal services (including legal aid societies) are classified here. Associations of lawyers formed solely for the sharing of expenses (including payroll) and not for the purpose of jointly practicing their profession are also included. Receipts are not applicable for these associations since their operations are funded by reimbursements from member firms, and these

funds are not considered operating receipts for legal services provided. However, their payroll and employment data are included in statistics presented for this category.

### **Selected Educational Services (SIC's 823, 824, 829)**

This group includes libraries as well as establishments furnishing formal courses through correspondence, commercial, and trade schools. Elementary and secondary schools (Industry 8211); colleges, universities, and professional schools (Industry 8221); and junior colleges and technical institutes (Industry 8222) are out of scope of the census.

**Libraries (SIC 823).** Establishments primarily engaged in providing library services, including the circulation of books and other materials for reading, study, and reference.

**Data processing schools (SIC 8243).** Establishments primarily engaged in offering training in data processing (including data keying), computer programming, and in computer and peripheral equipment operation, maintenance, and repair.

**Business and secretarial schools (SIC 8244).** Establishments primarily engaged in offering courses in business machine operation, office procedures, and secretarial and stenographic skills.

**Vocational schools, n.e.c. (SIC 8249).** Establishments primarily engaged in offering specialized vocational courses, not elsewhere classified but not academic training. This industry includes apprentice training, aviation schools, commercial art schools, and practical nursing schools. Schools for the instruction of beauticians are classified in Industry 7231, and barber schools are classified in Industry 7241. Establishments primarily engaged in offering educational courses by mail are included here.

**Schools and educational services, n.e.c. (SIC 829).** Establishments primarily engaged in offering specialized educational courses and services, not elsewhere classified, such as music schools, drama schools, language schools, student exchange programs, and civil service and other short-term examination preparatory schools. Vocational counseling (excluding rehabilitation) is also included here. Educational testing is included in Industry 8748. Establishments primarily engaged in operating dance schools are classified in Industry 7911; those providing rehabilitation counseling are classified in Industry 8331; and those providing sports instruction in Industry 7999.

### **Social Services (SIC Major Group 83)**

This group includes establishments providing social services and rehabilitation services to those persons with social or personal problems requiring special services and to the physically challenged and the disadvantaged. Also

included are organizations soliciting funds to be used directly for these and related services, as well as community development and planning agencies. Government offices involved with the delivery of such services are out of scope of the census.

**Individual and family social services (SIC 832).** Establishments primarily engaged in providing one or more of a variety of individual and family social, counseling, welfare, or referral services, including refugee, disaster, and temporary relief services.

**Job training and vocational rehabilitation services (SIC 833).** Establishments primarily engaged in providing training, work experience, and vocational rehabilitation services for the unemployed, the underemployed, the physically challenged, and to persons who have a job market disadvantage because of lack of education or experience, skill obsolescence, or personal characteristics or problems. Included are upgrading and job development services, skill training, world-of-work orientation, and vocational rehabilitation counseling. Union apprentice training schools are classified in Industry 8249.

**Child day care services (SIC 835).** Establishments primarily engaged in care of infants or children, or in providing prekindergarten education, where medical care or delinquency correction is not a major element. These establishments may or may not have substantial educational programs and may care for older children when they are not in school. Establishments providing babysitting services are classified in Industry 7299. Head start centers operating in conjunction with elementary schools are classified in Industry 8211.

**Residential care (SIC 836).** Establishments primarily engaged in the provision of residential social and personal care for children, the elderly, and special categories of persons with some limits on ability for self-care but where medical care is not a major element. Included here are group foster homes; halfway group homes; homes for the retarded, the elderly, the deaf, and the blind; juvenile correctional homes; rehabilitation (residential) centers; and children's boarding homes. Boarding schools providing elementary and secondary education are classified in Industry 8211.

**Social services, n.e.c. (SIC 839).** Establishments primarily engaged in providing social services, not elsewhere classified, including community improvement, social change, and neighborhood development. Also included are organizations primarily engaged in soliciting contributions on their own account and administering appropriations and allocating funds among other agencies engaged in social welfare services; establishments primarily engaged in the prevention of criminal or antisocial behavior; and regional social service planning agencies. Establishments which raise funds on a contract basis are classified in Industry 7389. Civic, social, fraternal, and political organizations are included



in Major Group 86. Industrial development consulting and planning is classified in Industry 8748. Philanthropic trusts and foundations which are not actually engaged in providing social welfare services are classified in Finance, Industry 6732.

### **Museums, Art Galleries, and Botanical and Zoological Gardens (SIC Major Group 84)**

This major group includes commercial and noncommercial museums, art galleries, arboreta, and botanical and zoological gardens.

**Museums and art galleries (SIC 8412).** Establishments primarily engaged in the commercial or noncommercial operation of museums and art galleries. Historical, cultural, and educational societies whose functions are primarily providing attractions for the public are included here. Art galleries or art dealers primarily selling to the general public are classified in Retail Trade, Industry 5999.

**Arboreta and botanical or zoological gardens (SIC 8422).** Establishments primarily engaged in the commercial or noncommercial operation of arboreta and botanical and zoological gardens.

### **Selected Membership Organizations (SIC's 861, 862, 864, 869)**

This group includes organizations operating on a membership basis for the promotion of the interests of their members. Also included are organizations which are not operated on a membership basis but which promote the interests of a constituency or group of supporters. This group does not include business establishments operated by membership organizations, such as hotels open to the general public, golf and country clubs, fraternity and sorority houses, and credit unions. Such establishments are classified according to their primary activity.

Establishments of religious organizations operated for worship or for promotion of religious activities, such as churches, convents, and religious schools and missions, are classified in Industry 8661 and are out of scope of the census. Also excluded are Labor unions and similar labor organizations (Industry 8631) and Political organizations (Industry 8651).

**Business associations (SIC 861).** Membership organizations engaged in promoting business interests of their members, such as better business bureaus, boards of trade, chambers of commerce, industrial standards committees, merchants' associations, real estate boards, and trade associations. Membership organizations formed to carry out a specific business function, such as common marketing of crops or joint advertising, are classified according to the function performed.

**Professional membership organizations (SIC 862).** Membership organizations of professional persons formed for the advancement of the interests of their profession, such as bar associations, engineering associations, and scientific membership organizations.

**Civic, social, and fraternal associations (SIC 864).** Membership organizations engaged in civic, social, or fraternal activities, such as alumni associations, citizens' associations, fraternities, scout organizations, singing societies, university clubs, veterans' organizations, youth associations, and consumer education and public advocacy groups (except organizations primarily engaged in research). Bars and restaurants owned and operated by organizations for use by members and guests only are also classified here. Hotels and lodging houses operated by organizations for use by members and their guests only, including fraternity and sorority houses, are classified in Industry 7041. Membership sports and recreation clubs are classified in Industry 7997. Homeowner, tenant, and condominium associations primarily engaged in managing real estate are classified in Real Estate, Industry 6531.

**Membership organizations, n.e.c. (SIC 869).** Membership organizations, not elsewhere classified, such as athletic regulatory associations, automobile owners' associations, farm bureaus, historical clubs, and humane societies.

### **Engineering, Accounting, Research, Management, and Related Services (SIC Major Group 87)**

This group includes establishments primarily engaged in providing engineering, architectural, and surveying services; accounting, auditing, and bookkeeping services; research, development, and testing services; and management and public relations services.

**Engineering services (SIC 8711).** Establishments primarily engaged in providing professional engineering services. Establishments primarily providing and supervising their own engineering staff on temporary contract to other firms are included here. Establishments providing engineering but not supervisory, personnel are classified in Industry 7363. Photogrammetric engineering services are classified in Industry 8713.

**Architectural services (SIC 8712).** Establishments primarily engaged in providing professional architectural services. Landscape architectural services are classified in Agriculture, Industry 0781. Establishments primarily engaged in providing graphic arts and related design services are classified in Industry 7336, and those providing drafting services are classified in Industry 7389.

**Surveying services (SIC 8713).** Establishments primarily engaged in providing professional land, water, and aerial surveying services.

**Accounting, auditing, and bookkeeping services (SIC 8721).** Establishments primarily engaged in furnishing accounting, bookkeeping, and related auditing services. These establishments may use data processing and tabulating techniques as part of providing their services. However,

establishments primarily engaged in providing data processing and tabulating services are classified in Industry 7374. Establishments providing income tax return preparation services, without also furnishing accounting, auditing, or bookkeeping services, are classified in Industry 7291.

**Commercial physical and biological research (SIC 8731).**

Establishments primarily engaged in physical and biological research and development on a contract or fee basis. Noncommercial research establishments (funded by endowments, grants, or contributions) are classified in Industry 8733. Separate establishments of aircraft, guided missile, or spacecraft manufacturers primarily engaged in research and development on these products are classified in Manufacturing, Major Group 37.

For large geographic areas, data are presented for the following subdivisions of this classification:

1. Commercial physical research.
2. Commercial medical and biological research.

**Commercial economic, sociological, and educational research (SIC 8732).**

Establishments primarily engaged in performing business, marketing, opinion, and other economic, sociological, and educational research on a contract or fee basis. Noncommercial research establishments (funded by endowments, grants, or contributions) are classified in Industry 8733.

**Noncommercial research organizations (SIC 8733).** Establishments primarily engaged in performing research into and dissemination of information for public health, education, or general welfare. These establishments primarily operate on funds from endowments, contributions, and grants. Establishments which fund such research, although the actual research may be contracted out to other establishments, are also classified here.

**Testing laboratories (SIC 8734).** Establishments primarily engaged in providing testing services. Establishments performing clinical laboratory testing for the medical profession are classified in Industry 8071.

**Management services (SIC 8741).** Establishments primarily engaged in furnishing general or specialized management services on a day to day basis and on a contract or fee basis. Establishments classified here do not provide operating staff. Management and operation of a business, where operating staff as well as management is provided, is classified according to the activity of the establishment managed. Construction management services are classified here.

**Management consulting services (SIC 8742).** Establishments primarily engaged in furnishing operating counsel and assistance to managements of private, nonprofit, and public organizations. These establishments generally perform a variety of activities, such as strategic and organizational planning; financial planning and budgeting; marketing objectives and policies planning; information systems

planning, evaluation, and selection; human resources policies and practices planning; and production scheduling and control planning.

**Public relations services (SIC 8743).** Establishments primarily engaged in the preparation of materials, written or spoken, which are designed to promote the interests of their clients by attempting to influence the general public or other groups.

**Facilities support management services (SIC 8744).**

Establishments primarily engaged in furnishing personnel to perform a range of services in support of the operations of other establishments, or those engaged in providing a number of different continuing services, on a contract or fee basis, within other establishments. Establishments which provide management and staff to operate a business are classified according to the type of activity of the business. Establishments primarily providing one specialized service are classified in the specialized industry. Establishments primarily supplying temporary or continuing help (except agricultural) are classified in Industry 7363. Establishments which provide management services only (except agricultural) are classified in Industry 8741. Computer facilities management is classified in Industry 7376.

**Business consulting services, n.e.c. (SIC 8748).** Establishments primarily engaged in furnishing business consulting services, not elsewhere classified, on a contract or fee basis. Included are agricultural, economic, educational, and systems engineering consultants as well as city planners and testing services (educational or personnel).

**Services, Not Elsewhere Classified (SIC Major Group 89)**

Establishments primarily providing services, not elsewhere classified, such as artists (excluding commercial and medical artists), authors, scientific consultants (working on their own account), inventors, lecturers, music arrangers, newspaper columnists, radio commentators, song writers, weather forecasters, and writers.

There is evidence that among small employer establishments (for which kind-of-business information is obtained from administrative records), many service establishments are classified incorrectly in this industry because there is insufficient information to determine the correct kind-of-business classification. Therefore, the published data probably overstate the number of establishments and level of activity for this category.

For large geographic areas, data are presented for the following subdivisions of this classification:

1. Scientific and related consulting services, except environmental.
2. Environmental consulting.
3. Authors, composers, and other arts-related services.
4. Other services, n.e.c.

## Appendix B. **Sample Report Form and Instructions**

---

The sample report form and instructions are shown on the following pages.



# Appendix C. Kind-of-Business Titles and Reporting-Form Numbers

[Listed below are service industries kind-of-business titles and their corresponding reporting-form numbers. Requests for copies of any of these forms, including the inquiries used to classify establishments by kind of business, should be directed to the Services Division, Bureau of the Census, Washington, DC 20233]

SIC code	Title	Reporting form CB-	SIC code	Title	Reporting form CB-
<b>70</b>	<b>HOTELS, ROOMING HOUSES, CAMPS, AND OTHER LODGING PLACES</b>		<b>73</b>	<b>BUSINESS SERVICES—Con.</b>	
7011 pt.	Hotels, 25 guestrooms or more .....	7001	7377	Computer rental and leasing .....	7307
7011 pt.	Hotels, less than 25 guestrooms .....	7001	7378	Computer maintenance and repair .....	7307
7011 pt.	Hotels, tourist courts .....	7001	7379 pt.	Computer consultants .....	7307
7011 pt.	Motor hotels .....	7001	7379 pt.	Miscellaneous computer services, n.e.c. ....	7307
702	Rooming and boarding houses .....	7002	7381 pt.	Detective agencies and guard services .....	7308
7032	Sporting and recreational camps .....	7002	7381 pt.	Armored car services .....	7308
7033	Recreational vehicle parks and campsites .....	7002	7382	Security systems services .....	7308
704	Organization hotels and lodging houses, on membership basis. ....	7002	7383	News syndicates .....	7308
			7384 pt.	Photofinishing laboratories, except "one-hour" (mini) labs .....	7303
			7384 pt.	"One-hour" (mini) photofinishing .....	7303
<b>72</b>	<b>PERSONAL SERVICES</b>		7389 pt.	Sign painting shops .....	7308
7211	Power laundries, family and commercial .....	7201	7389 pt.	Interior designing .....	7308
7212	Garment pressing, and agents for laundries and drycleaners .....	7201	7389 pt.	Telephone answering services .....	7308
7213	Linen supply .....	7201	7389 pt.	Water softening and conditioning services .....	7308
7215 pt.	Coin-operated laundries and drycleaning stores .....	7201	7389 pt.	Packaging and labeling services .....	7308
7215 pt.	Coin-operated laundry routes .....	7201	7389 pt.	Trading stamp services .....	7308
7216	Drycleaning plants, except rug cleaning .....	7201	7389 pt.	Convention and trade show services .....	7308
7217	Carpet and upholstery cleaning .....	7201	7389 pt.	Private mail centers .....	7308
7218	Industrial launderers .....	7201	7389 pt.	Miscellaneous business services, n.e.c. ....	7308
7219	Laundry and garment services, n.e.c. ....	7201			
722	Photographic studios, portrait .....	7303	<b>75</b>	<b>AUTOMOTIVE REPAIR, SERVICES, AND PARKING</b>	
723	Beauty shops .....	7202	7513 pt.	Truck rental, without drivers .....	7501
724	Barber shops .....	7202	7513 pt.	Truck leasing, except finance leasing .....	7501
725	Shoe repair shops and shoeshine parlors .....	7202	7514	Passenger car rental .....	7501
726	Funeral service and crematories .....	7202	7515	Passenger car leasing .....	7501
7291	Tax return preparation services .....	7202	7519	Utility trailer and recreational vehicle rental .....	7501
7299 pt.	Massage parlors, tanning salons, and saunas .....	7202	7521 pt.	Parking lots .....	7502
7299 pt.	Diet and weight reducing services .....	7202	7521 pt.	Parking structures .....	7502
7299 pt.	Formal wear rental .....	7202	7532 pt.	Top and body repair shops .....	7503
7299 pt.	Other personal services, n.e.c. ....	7202	7532 pt.	Paint shops .....	7503
<b>73</b>	<b>BUSINESS SERVICES</b>		7533	Automotive exhaust system repair shops .....	7503
7311	Advertising agencies .....	7301	7534	Tire retreading and repair shops .....	7503
7312	Outdoor advertising services .....	7301	7536	Automotive glass replacement shops .....	7503
7313 pt.	Radio and television advertising representatives .....	7301	7537	Automotive transmission repair shops .....	7503
7313 pt.	Publishers' advertising representatives .....	7301	7538 pt.	General automotive repair shops, except diesel .....	7503
7319	Advertising, n.e.c. ....	7301	7538 pt.	Diesel repair shops .....	7503
7322	Adjustment and collection services .....	7302	7539 pt.	Radiator repair .....	7503
7323	Credit reporting services .....	7302	7539 pt.	Brake, front end, and wheel alignment .....	7503
7331 pt.	Mailing list compilers, brokers, and managers .....	7303	7539 pt.	Carburetor repair shops .....	7503
7331 pt.	Direct mail advertising services, except mailing list services .....	7303	7539 pt.	Automotive electrical repair shops .....	7503
7334 pt.	Blueprinting and photocopying services .....	7303	7539 pt.	Other automotive repair shops, n.e.c. ....	7503
7334 pt.	Duplicating services, except printing and photocopying .....	7303	7542	Carwashes .....	7503
7335	Commercial photography .....	7303	7549 pt.	Lubrication shops .....	7503
7336 pt.	Commercial art .....	7303	7549 pt.	Towing services .....	7503
7336 pt.	Graphic arts and related design .....	7303	7549 pt.	Other automotive services, n.e.c. ....	7503
7338	Secretarial and court reporting services .....	7303	<b>76</b>	<b>MISCELLANEOUS REPAIR SERVICES</b>	
7342	Disinfecting and pest control services .....	7304	7622	Radio and television repair shops .....	7600
7349	Building cleaning and maintenance services, n.e.c. ....	7304	7623	Refrigeration and air-conditioning service and repair shops .....	7600
7352	Medical equipment rental and leasing .....	7305	7629	Electrical and electronic repair shops, n.e.c. ....	7600
7353 pt.	Rental and leasing of heavy construction equipment without operators .....	7305	763	Watch, clock, and jewelry repair .....	7600
7353 pt.	Rental and leasing of heavy construction equipment with operators .....	7305	764	Reupholstery and furniture repair .....	7600
7359 pt.	Equipment rental, except rent-to-own .....	7305	7692	Welding repair .....	7600
7359 pt.	Equipment leasing, except finance leasing .....	7305	7694	Armature rewinding shops .....	7600
7359 pt.	Rent-to-own .....	7305	7699 pt.	Farm machinery and equipment repair .....	7600
7361	Employment agencies .....	7306	7699 pt.	Lawnmower and other small gasoline engine repair .....	7600
7363 pt.	Temporary help supply .....	7306	7699 pt.	Sewer and septic tank cleaning services .....	7600
7363 pt.	Employee leasing .....	7306	7699 pt.	Other repair and related services, n.e.c. ....	7600
7363 pt.	Other help supply services .....	7306	<b>78</b>	<b>MOTION PICTURES</b>	
7371	Computer programming services .....	7307	7812 pt.	Motion picture production, except for television .....	7801
7372	Prepackaged software .....	7307	7812 pt.	Motion picture and tape production for television .....	7801
7373	Computer integrated systems .....	7307	7819	Services allied to motion picture production .....	7801
7374	Computer processing and data preparation and processing services .....	7307	7822 pt.	Motion picture film exchanges .....	7801
7375	Information retrieval services .....	7307	7822 pt.	Film and tape distribution for television .....	7801
7376	Computer facilities management services .....	7307	7822 pt.	Video tape wholesalers .....	7801
			7829	Services allied to motion picture distribution .....	7801
			7832	Motion picture theaters, except drive-in .....	7802
			7833	Drive-in motion picture theaters .....	7802
			7841	Video tape rental .....	7803

SIC code	Title	Reporting form CB-	SIC code	Title	Reporting form CB-
<b>79</b>	<b>AMUSEMENT AND RECREATION SERVICES, EXCEPT MOTION PICTURES AND MUSEUMS</b>		<b>81</b>	<b>LEGAL SERVICES</b>	
791	Dance studios, schools, and halls .....	7903	81 pt.	Offices of lawyers .....	8100
7922 pt.	Producers of live theatrical productions .....	7901	81 pt.	Legal aid societies and similar legal services .....	8100
7922 pt.	Producers of radio and television shows, except tape producers .....	7901	<b>823, 4, 9</b>	<b>SELECTED EDUCATIONAL SERVICES</b>	
7922 pt.	Artists' and entertainers' managers or agents, concert bureaus, and booking agents .....	7901		Libraries .....	8200
7922 pt.	Other theatrical services .....	7901	823	Data processing schools .....	8200
7929 pt.	Dance groups and artists .....	7901	8243	Business and secretarial schools .....	8200
7929 pt.	Symphony orchestras, opera companies, and chamber music organizations .....	7901	8244	Vocational schools, n.e.c. ....	8200
7929 pt.	Other music groups and artists .....	7901	8249	Schools and educational services, n.e.c. ....	8200
7929 pt.	Other entertainers and entertainment groups .....	7901	829		
7933	Bowling centers .....	7902	<b>83</b>	<b>SOCIAL SERVICES</b>	
7941 pt.	Baseball clubs .....	7902		Individual and family social services .....	8300
7941 pt.	Football clubs .....	7902	832	Job training and vocational rehabilitation services .....	8300
7941 pt.	Other professional sports clubs .....	7902	833	Child day care services .....	8300
7941 pt.	Managers and promoters .....	7902	835	Residential care .....	8300
7948 pt.	Auto racetrack operation .....	7902	836	Social services, n.e.c. ....	8300
7948 pt.	Horse racetrack operation .....	7902	839		
7948 pt.	Dog racetrack operation .....	7902	<b>84</b>	<b>MUSEUMS, ART GALLERIES, AND BOTANICAL AND ZOOLOGICAL GARDENS</b>	
7948 pt.	Racing stables and racing, n.e.c. ....	7902		Museums and art galleries .....	8400
7991 pt.	Physical fitness centers, except gymnasiums and athletic clubs .....	7903	8412	Arboreta and botanical or zoological gardens .....	8400
7991 pt.	Gymnasiums and athletic clubs .....	7903	8422		
7992	Public golf courses .....	7903	<b>86</b>	<b>SELECTED MEMBERSHIP ORGANIZATIONS</b>	
7993	Coin-operated amusement devices .....	7903		Business associations .....	8600
7996	Amusement parks .....	7902	861	Professional membership organizations .....	8600
7997	Membership sports and recreation clubs .....	7903	862	Civic, social, and fraternal associations .....	8600
7999 pt.	Concession operators of amusement devices and rides .....	7903	864	Membership organizations, n.e.c. ....	8600
7999 pt.	Carnivals and circuses .....	7903	869		
7999 pt.	Fairs .....	7903	<b>87</b>	<b>ENGINEERING, ACCOUNTING, RESEARCH, MANAGEMENT, AND RELATED SERVICES</b>	
7999 pt.	Roller skating rinks .....	7903		Engineering services .....	8701
7999 pt.	Ice skating rinks .....	7903	8711	Architectural services .....	8701
7999 pt.	Other amusement and recreation services, n.e.c. ....	7903	8712	Surveying services .....	8701
			8713	Accounting, auditing, and bookkeeping services .....	8702
<b>80</b>	<b>HEALTH SERVICES</b>		8721	Commercial physical research .....	8703
801 pt.	Offices of doctors of medicine .....	8001	8731 pt.	Commercial medical and biological research .....	8703
801 pt.	General medical clinics .....	8001	8732	Commercial economic, sociological, and educational research .....	8703
802 pt.	Offices of dentists .....	8002	8733	Noncommercial research organizations .....	8703
802 pt.	Dental clinics .....	8002	8734	Testing laboratories .....	8703
803 pt.	Offices of osteopathic physicians .....	8001	8741	Management services .....	8704
803 pt.	Osteopathic clinics .....	8001		Management consulting services .....	8704
8041	Offices and clinics of chiropractors .....	8001	8742	Public relations services .....	8704
8042	Offices and clinics of optometrists .....	8001	8743	Facilities support management services .....	8704
8043	Offices and clinics of podiatrists .....	8001	8744	Business consulting services, n.e.c. ....	8704
8049	Offices and clinics of health practitioners, n.e.c. ....	8001	8748		
8051	Skilled nursing care facilities .....	8003	<b>89</b>	<b>SERVICES, N.E.C.</b>	
8052	Intermediate care facilities .....	8003		Scientific and related consulting services, except environmental .....	8900
8059	Nursing and personal care facilities, n.e.c. ....	8003	8999 pt.	Environmental consulting .....	8900
8062	General medical and surgical hospitals .....	8004	8999 pt.	Authors, composers, and other arts-related services .....	8900
8063	Psychiatric hospitals .....	8004	8999 pt.	Other services, n.e.c. ....	8900
8069	Specialty hospitals, except psychiatric .....	8004			
8071	Medical laboratories .....	8005			
8072	Dental laboratories .....	8005			
8082	Home health care services .....	8006			
8092	Kidney dialysis centers .....	8006			
8093	Specialty outpatient facilities, n.e.c. ....	8006			
8099	Health and allied services, n.e.c. ....	8006			

**Table G-1. Firms Subject to Federal Income Tax – Con.**

[Includes only establishments with payroll. For meaning of abbreviations and symbols, see introductory text. For explanation of terms and comparability of 1987 and 1992 censuses, see appendix A]

SIC code	Kind of business or operation	Establishments in business –			
		Any time during year		At end of year	
		1992	1987	1992	1987
<b>78, 79, 84</b>	<b>Amusement and recreation services, including motion pictures and museums—Con.</b>				
79 ex. 792, 3, 84	Commercial sports and other amusement and recreation services, including museums .....	1 023	800	924	727
794	Commercial sports .....	42	36	40	34
7941	Professional sports clubs, managers, promoters .....	16	8	15	8
7948	Racing, including track operation .....	26	28	25	26
79 ex. 792, 3, 4; 84	Other amusement and recreation services, including museums .....	981	764	884	693
791	Dance studios, schools, and halls .....	92	75	82	66
7991	Physical fitness facilities .....	97	98	83	85
7992	Public golf courses .....	98	45	92	44
7993	Coin-operated amusement devices .....	172	119	156	111
7996	Amusement parks .....	6	11	5	10
7997	Membership sports and recreation clubs .....	162	159	148	143
7999, 84	Amusement and recreation services, including museums, n.e.c. ....	354	257	318	234
<b>80</b>	<b>Health services .....</b>	<b>4 645</b>	<b>4 181</b>	<b>4 407</b>	<b>3 971</b>
801	Offices and clinics of doctors of medicine .....	2 219	2 138	2 105	2 021
8011 pt.	Offices of doctors of medicine .....	2 154	2 077	2 043	1 977
8011 pt.	General medical clinics .....	65	61	62	44
802	Offices and clinics of dentists .....	1 153	1 091	1 108	1 058
803	Offices and clinics of doctors of osteopathy .....	21	2	20	2
804	Offices and clinics of other health practitioners .....	726	531	682	498
8041	Offices and clinics of chiropractors .....	319	209	292	196
8042	Offices and clinics of optometrists .....	198	181	193	171
8043	Offices and clinics of podiatrists .....	40	33	38	32
8049	Offices and clinics of health practitioners, n.e.c. ....	169	108	159	99
805	Nursing and personal care facilities .....	164	119	150	116
8051	Skilled nursing care facilities .....	140	95	128	93
8052	Intermediate care facilities .....	9	14	7	14
8059	Nursing and personal care facilities, n.e.c. ....	15	10	15	9
806	Hospitals .....	21	21	21	21
807, 8, 9	Other health services .....	341	279	321	255
807	Medical and dental laboratories .....	113	112	108	106
8071	Medical laboratories .....	45	41	43	39
8072	Dental laboratories .....	68	71	65	67
808	Home health care services .....	72	36	67	33
809	Miscellaneous health and allied services, n.e.c. ....	156	131	146	116
8092	Kidney dialysis centers .....	29	23	29	23
8093	Specialty outpatient facilities, n.e.c. ....	74	58	70	50
8099	Health and allied services, n.e.c. ....	53	50	47	43
<b>81</b>	<b>Legal services .....</b>	<b>1 759</b>	<b>1 548</b>	<b>1 635</b>	<b>1 441</b>
<b>823, 4, 9</b>	<b>Selected educational services .....</b>	<b>116</b>	<b>61</b>	<b>104</b>	<b>57</b>
823	Libraries .....	2	—	2	—
824	Vocational schools .....	26	23	24	21
829	Schools and educational services, n.e.c. ....	88	38	78	36
<b>83</b>	<b>Social services .....</b>	<b>1 052</b>	<b>783</b>	<b>958</b>	<b>720</b>
835	Child day care services .....	773	601	697	551
832, 3, 6, 9	Other social services .....	279	182	261	169
<b>87 ex. 8733</b>	<b>Engineering, accounting, research, management, and related services (except noncommercial research organizations) .....</b>	<b>2 309</b>	<b>2 079</b>	<b>2 130</b>	<b>1 936</b>
871	Engineering, architectural, and surveying services .....	805	770	757	721
8711	Engineering services .....	409	375	383	345
8712	Architectural services .....	183	216	168	206
8713	Surveying services .....	213	179	206	170
872	Accounting, auditing, and bookkeeping services .....	818	737	746	683
873 ex. 8733	Research, development, and testing services (except noncommercial research organizations) .....	94	94	82	87
8731	Commercial physical and biological research .....	18	17	16	15
8732	Commercial economic, sociological, and educational research .....	28	43	23	41
8734	Testing laboratories .....	48	34	43	31
874	Management and public relations services .....	592	478	545	445
8741	Management services .....	184	158	169	151
8742	Management consulting services .....	293	227	273	210
8743	Public relations services .....	23	29	20	27
8744	Facilities support management services .....	11	5	11	5
8748	Business consulting services, n.e.c. ....	81	59	72	52
<b>89</b>	<b>Services, n.e.c. ....</b>	<b>122</b>	<b>202</b>	<b>106</b>	<b>176</b>

## Appendix D. Metropolitan Areas

---

(Titles and definitions shown for MSA's, CMSA's, and PMSA's are those established by the Office of Management and Budget, as of June 30, 1993)

### **SOUTH CAROLINA**

#### **Augusta-Aiken, GA-SC MSA**

Columbia County, GA  
McDuffie County, GA  
Richmond County, GA  
Aiken County, SC  
Edgefield County, SC

#### **Charleston-North Charleston, SC MSA**

Berkeley County, SC  
Charleston County, SC  
Dorchester County, SC

#### **Charlotte-Gastonia-Rock Hill, NC-SC MSA**

Cabarrus County, NC  
Gaston County, NC  
Lincoln County, NC  
Mecklenburg County, NC  
Rowan County, NC

#### **Charlotte-Gastonia-Rock Hill, NC-SC MSA—Con.**

Union County, NC  
York County, SC

#### **Columbia, SC MSA**

Lexington County, SC  
Richland County, SC

#### **Florence, SC MSA**

Florence County, SC

#### **Greenville-Spartanburg-Anderson, SC MSA**

Anderson County, SC  
Cherokee County, SC  
Greenville County, SC  
Pickens County, SC  
Spartanburg County, SC

#### **Myrtle Beach, SC MSA**

Horry County, SC

#### **Sumter, SC MSA**

Sumter County, SC



# Appendix E. Percent of Receipts/Revenue Based on Administrative Records and Estimation for the State: 1992

**Table E-1. Firms Subject to Federal Income Tax**

[Includes only establishments with payroll. For meaning of abbreviations and symbols, and for more information on reliability of data, see introductory text. For explanation of terms and comparability of 1987 and 1992 censuses, see appendix A]

SIC code	Kind of business or operation	Percent of receipts —		SIC code	Kind of business or operation	Percent of receipts —	
		From administrative records <sup>1</sup>	Estimated <sup>2</sup>			From administrative records <sup>1</sup>	Estimated <sup>2</sup>
	<b>Total</b> .....	<b>19.9</b>	<b>7.2</b>	<b>73</b>	<b>Business services—Con.</b>		
<b>70 ex. 704</b>	<b>Hotels, rooming houses, camps, and other lodging places (except membership lodging)</b> .....	<b>6.8</b>	<b>11.6</b>	736	Personnel supply services .....	7.4	5.6
				7361	Employment agencies .....	28.4	14.1
				7363	Help supply services .....	5.5	4.8
7011	Hotels and motels .....	6.4	12.0	7363 pt.	Temporary help supply .....	5.6	3.8
7011 pt.	Hotels .....	3.0	14.7	7363 pt.	Help supply, except temporary .....	4.7	11.6
7011 pt.	Hotels, 25 guestrooms or more .....	2.7	14.9				
7011 pt.	Hotels, less than 25 guestrooms .....	17.9	2.8	737	Computer programming, data processing, and other computer related services .....	6.9	3.2
7011 pt.	Motels, motor hotels, and tourist courts .....	10.8	8.4	7371, 2, 3	Computer programming, prepackaged software, and integrated systems .....	5.7	4.9
7011 pt.	Motels, tourist courts .....	12.7	9.1	7371	Computer programming services .....	6.0	6.7
7011 pt.	Motor hotels .....	4.3	5.9	7372	Prepackaged software .....	19.0	2.2
702, 3	Other lodging places .....	14.8	4.4	7373	Computer integrated systems .....	2.6	3.5
702	Rooming and boarding houses .....	63.8	7.1	7374, 5, 6	Data processing services .....	.9	.2
703	Camps and recreational vehicle parks .....	13.0	4.3	7374, 5	Computer processing, information retrieval .....	(D)	(D)
				7376	Computer facilities management services .....	(D)	(D)
<b>72</b>	<b>Personal services</b> .....	<b>25.6</b>	<b>8.4</b>	7377, 8, 9	Computer rental and leasing, maintenance, and related services, n.e.c. ....	22.2	6.7
721	Laundry, cleaning, and garment services .....	19.8	6.2	7377	Computer rental and leasing .....	(D)	(D)
7211	Power laundries, family and commercial* .....	36.3	13.6	7378	Computer maintenance and repair .....	2.5	9.0
7213	Linen supply* .....	4.0	—	7379	Computer related services, n.e.c. ....	(D)	(D)
7215	Coin-operated laundries and drycleaning .....	29.2	5.8				
7216	Drycleaning plants, except rug cleaning* .....	24.2	9.7	738	Miscellaneous business services .....	16.5	10.4
7217	Carpet and upholstery cleaning .....	39.4	7.4	7381, 2	Detective agencies and protective services .....	5.5	9.2
7218	Industrial launderers* .....	7.6	2.4	7381	Detective, guard, and armored car services .....	5.0	9.8
7212, 9	Other laundry, cleaning, and garment services* .....	25.4	7.4	7382	Security systems services .....	9.3	5.3
7212	Garment pressing, and agents for laundries and drycleaners .....	18.0	2.1	7383	News syndicates .....	(D)	(D)
7219	Laundry and garment services, n.e.c.* .....	31.6	11.8	7384	Photofinishing laboratories* .....	21.9	5.5
				7389	Business services, n.e.c. ....	(D)	(D)
722	Photographic studios, portrait .....	14.7	12.9	7389 pt.	Sign painting shops .....	25.5	6.0
				7389 pt.	Interior designing .....	59.2	5.9
723, 4	Beauty and barber shops .....	36.3	6.8	7389 pt.	Telephone answering services .....	35.6	7.5
723	Beauty shops .....	36.8	6.4	7389 pt.	Other business services .....	(D)	(D)
724	Barber shops .....	29.7	11.5				
				<b>75</b>	<b>Automotive repair, services, and parking</b> .....	<b>26.8</b>	<b>7.1</b>
725	Shoe repair shops and shoeshine parlors .....	41.6	6.8	751	Automotive rental and leasing, without drivers .....	2.4	6.0
726	Funeral service and crematories .....	26.8	9.8	7513	Truck rental and leasing, without drivers .....	1.7	5.8
				7514, 5	Passenger car rental and leasing .....	2.2	6.1
729	Miscellaneous personal services .....	32.2	15.0	7514	Passenger car rental .....	2.2	5.9
7291	Tax return preparation services .....	35.7	19.5	7515	Passenger car leasing .....	1.2	10.3
7299	Miscellaneous personal services, n.e.c. ....	29.3	11.0	7519	Utility trailer and recreational vehicle rental .....	84.6	10.1
<b>73</b>	<b>Business services</b> .....	<b>12.7</b>	<b>6.3</b>				
731	Advertising .....	10.8	3.3	752	Automobile parking .....	4.7	6.3
7311	Advertising agencies .....	11.8	4.4				
7312	Outdoor advertising services .....	6.2	1.4	753	Automotive repair shops .....	40.1	7.5
7313	Radio, television, publishers' advertising representatives .....	8.7	18.3	7532	Top, body, and upholstery repair shops and paint shops .....	41.7	6.1
7319	Advertising, n.e.c. ....	23.0	.6	7532 pt.	Top and body repair shops .....	41.8	6.3
				7532 pt.	Paint shops .....	40.7	2.9
732	Consumer credit reporting agencies, mercantile reporting agencies, and adjustment and collection agencies .....	3.9	8.8	7538	General automotive repair shops .....	44.6	8.2
7322	Adjustment and collection services .....	6.7	12.4	7538 pt.	General automotive repair shops, except diesel .....	46.2	9.2
7323	Credit reporting services .....	.4	4.3		Diesel repair shops .....	34.8	1.7
				7538 pt.	Other automotive repair shops .....	30.0	8.0
733	Mailing, reproduction, commercial art and photography, and stenographic services .....	28.1	16.2	7533, 4, 6, 7, 9	Automotive exhaust system repair shops .....	43.5	5.8
7331	Direct mail advertising services .....	25.7	3.1	7533	Tire retreading and repair shops .....	31.7	5.1
7334	Photocopying and duplicating services .....	15.2	39.8	7534	Automotive glass replacement shops .....	30.5	19.0
7335, 6	Commercial photography, art, and graphics .....	36.4	10.6	7536	Automotive transmission repair shops .....	26.4	6.3
7335	Commercial photography .....	29.4	12.9	7537	Automotive repair shops, n.e.c. ....	25.0	4.4
7336	Commercial art and graphic design .....	38.6	9.8	7539	Radiator repair .....	37.3	3.6
7338	Secretarial and court reporting services .....	33.2	5.5	7539 pt.	Brake, front end, and wheel alignment .....	24.5	5.9
				7539 pt.	Automotive electrical and fuel system services .....	23.6	3.3
734	Services to dwellings and other buildings .....	22.8	6.8	7539 pt.	Other automotive repair shops, n.e.c. ....	14.4	3.0
7342	Disinfecting and pest control services .....	24.3	6.7				
7349	Building cleaning and maintenance services, n.e.c. ....	22.4	6.8	754	Automotive services, except repair .....	20.1	7.6
				7542	Carwashes .....	22.7	11.7
735	Miscellaneous equipment rental and leasing .....	12.7	6.7	7549	Automotive services, except repair and carwashes .....	17.6	3.6
7352	Medical equipment rental and leasing .....	16.4	12.1				
7353	Heavy construction equipment rental and leasing .....	6.1	4.5				
7359	Equipment rental and leasing, n.e.c. ....	15.2	6.7				

See footnotes at end of table.

**Table E-1. Firms Subject to Federal Income Tax – Con.**

[Includes only establishments with payroll. For meaning of abbreviations and symbols, and for more information on reliability of data, see introductory text. For explanation of terms and comparability of 1987 and 1992 censuses, see appendix A]

SIC code	Kind of business or operation	Percent of receipts –		SIC code	Kind of business or operation	Percent of receipts –	
		From administrative records <sup>1</sup>	Estimated <sup>2</sup>			From administrative records <sup>1</sup>	Estimated <sup>2</sup>
<b>76</b>	<b>Miscellaneous repair services</b> -----	<b>34.0</b>	<b>8.8</b>	<b>80</b>	<b>Health services</b> -----	<b>21.4</b>	<b>5.0</b>
762	Electrical repair shops -----	33.9	13.2	801	Offices and clinics of doctors of medicine -----	27.4	4.6
7622	Radio and television repair shops -----	39.2	18.7	8011 pt.	Offices of doctors of medicine -----	28.2	4.7
7623, 9	Other electrical and electronic repair shops -----	32.7	11.9	8011 pt.	General medical clinics -----	6.9	.9
7623	Refrigeration and air-conditioning service and repair shops -----	36.8	4.6	802	Offices and clinics of dentists -----	38.7	3.6
7629	Electrical and electronic repair shops, n.e.c. ---	30.5	16.0	803	Offices and clinics of doctors of osteopathy -----	31.5	8.0
763	Watch, clock, and jewelry repair -----	36.8	4.3	804	Offices and clinics of other health practitioners ----	37.3	5.5
764	Reupholstery and furniture repair -----	44.3	7.0	8041	Offices and clinics of chiropractors -----	53.9	4.5
				8042	Offices and clinics of optometrists -----	29.9	4.8
769	Miscellaneous repair and related services -----	33.4	6.8	8043	Offices and clinics of podiatrists -----	39.3	4.9
7692	Welding repair -----	32.8	3.8	8049	Offices and clinics of health practitioners, n.e.c. --	23.5	8.1
7694	Armature rewinding shops -----	31.7	1.0	805	Nursing and personal care facilities -----	5.8	14.4
7699	Repair shops and related services, n.e.c. -----	34.0	9.1	8051	Skilled nursing care facilities -----	5.4	13.3
				8052	Intermediate care facilities -----	5.9	75.5
				8059	Nursing and personal care facilities, n.e.c. -----	15.3	.9
<b>78, 79, 84</b>	<b>Amusement and recreation services, including motion pictures and museums</b> -----	<b>23.5</b>	<b>11.0</b>	806	Hospitals -----	--	--
781, 2	Motion picture production, distribution, and services -	.7	14.1	8062	General medical and surgical hospitals -----	--	--
783	Motion picture theaters -----	1.9	15.4	8063, 9	Specialty hospitals -----	--	--
7832	Motion picture theaters, except drive-in -----	1.7	15.3	807, 8, 9	Other health services -----	14.6	7.2
7833	Drive-in motion picture theaters -----	64.2	18.6	807	Medical and dental laboratories -----	19.9	.8
				8071	Medical laboratories -----	14.6	.2
784	Video tape rental -----	23.1	7.8	8072	Dental laboratories -----	39.6	3.0
				808	Home health care services -----	7.1	3.8
792	Theatrical producers (except motion picture), bands, orchestras, and entertainers -----	38.6	25.5	809	Miscellaneous health and allied services, n.e.c. ---	15.5	12.3
7922	Theatrical producers (except motion picture) and miscellaneous theatrical services -----	(D)	(D)	8092	Kidney dialysis centers -----	6.3	1.0
7929	Bands, orchestras, actors, and other entertainers and entertainment groups -----	(D)	(D)	8093	Specialty outpatient facilities, n.e.c. -----	8.1	19.6
				8099	Health and allied services, n.e.c. -----	45.8	16.4
793	Bowling centers -----	7.7	2.5	<b>81</b>	<b>Legal services</b> -----	<b>36.9</b>	<b>6.0</b>
79 ex. 792, 3; 84	Commercial sports and other amusement and recreation services, including museums -----	27.1	10.8	<b>823, 4, 9</b>	<b>Selected educational services</b> -----	<b>18.3</b>	<b>10.6</b>
794	Commercial sports -----	15.3	4.0	823	Libraries -----	(D)	(D)
7941	Professional sports clubs, managers, promoters -----	17.6	9.6	824	Vocational schools -----	10.8	12.2
7948	Racing, including track operation -----	14.4	1.8	829	Schools and educational services, n.e.c. -----	(D)	(D)
79 ex. 792, 3, 4; 84	Other amusement and recreation services, including museums -----	27.6	11.1	<b>83</b>	<b>Social services</b> -----	<b>35.3</b>	<b>12.5</b>
791	Dance studios, schools, and halls -----	39.9	8.5	835	Child day care services -----	37.8	10.1
7991	Physical fitness facilities -----	31.4	31.7	832, 3, 6, 9	Other social services -----	32.1	15.5
7992	Public golf courses -----	17.9	5.8	<b>87 ex. 8733</b>	<b>Engineering, accounting, research, management, and related services (except noncommercial research organizations)</b> -----	<b>14.8</b>	<b>7.8</b>
7993	Coin-operated amusement devices -----	26.1	7.3	871	Engineering, architectural, and surveying services --	9.8	5.6
7996	Amusement parks -----	2.9	1.0	8711	Engineering services -----	8.1	4.3
7997	Membership sports and recreation clubs -----	28.9	13.0	8712	Architectural services -----	18.2	16.8
7999, 84	Amusement and recreation services, including museums, n.e.c. -----	38.1	12.1	8713	Surveying services -----	27.5	5.9
7999 pt.	Concession operators of amusement devices and rides -----	(D)	(D)	872	Accounting, auditing, and bookkeeping services ----	35.4	8.4
7999 pt., 84	Carnivals, circuses, and fairs -----	(D)	(D)	873 ex. 8733	Research, development, and testing services (except noncommercial research organizations) ---	8.5	16.5
	Other recreation and amusements, including museums -----	38.3	12.6	8731	Commercial physical and biological research -----	38.0	37.1
				8732	Commercial economic, sociological, and educational research -----	45.4	6.6
				8734	Testing laboratories -----	1.3	16.2
				874	Management and public relations services -----	17.9	12.3
				8741	Management services -----	16.1	28.6
				8742	Management consulting services -----	34.4	7.9
				8743	Public relations services -----	24.8	17.9
				8744	Facilities support management services -----	(D)	(D)
				8748	Business consulting services, n.e.c. -----	(D)	(D)
				<b>89</b>	<b>Services, n.e.c.</b> -----	<b>31.8</b>	<b>9.8</b>

<sup>1</sup>Includes receipts information obtained from administrative records of other Federal agencies.

<sup>2</sup>Includes receipts information which was imputed based on historic company ratios or administrative records or on industry averages.

## Table E-2. Firms Exempt From Federal Income Tax

[Includes only establishments with payroll. For meaning of abbreviations and symbols, and for more information on reliability of data, see introductory text. For explanation of terms and comparability of 1987 and 1992 censuses, see appendix A]

SIC code	Kind of business or operation	Percent of revenue —		SIC code	Kind of business or operation	Percent of revenue —	
		From administrative records <sup>1</sup>	Estimated <sup>2</sup>			From administrative records <sup>1</sup>	Estimated <sup>2</sup>
	<b>Total</b> .....	<b>4.5</b>	<b>2.9</b>	<b>823, 4, 9</b>	<b>Selected educational services</b> .....	<b>7.6</b>	<b>15.0</b>
7032, 704	Camps and membership lodging .....	(D)	(D)	83	<b>Social services</b> .....	<b>23.5</b>	<b>17.1</b>
792, 7991 pt., 7997, 7999 pt., 84	<b>Selected amusement, recreation, and related services</b> .....	<b>26.2</b>	<b>7.4</b>	835	Child day care services .....	8.8	46.9
8011 pt.; 8021 pt.; 805, 6, 8, 9	<b>Selected health services</b> .....	<b>.3</b>	<b>.4</b>	832, 3, 6, 9	Other social services .....	24.7	14.5
8011 pt., 8021 pt., 805	Clinics of doctors of medicine and dentists .....	3.0	11.5	832	Individual and family social services .....	22.1	17.7
806	Hospitals .....	—	.2	833	Job training and vocational rehabilitation services .....	28.9	6.9
8062	General medical and surgical hospitals .....	—	.2	836	Residential care .....	23.1	10.2
8063, 9	Specialty hospitals .....	—	—	839	Social services, n.e.c. ....	27.3	16.7
808, 9	Other health services .....	8.5	.4	<b>861, 2, 4, 9</b>	<b>Selected membership organizations</b> .....	<b>31.0</b>	<b>18.4</b>
8111 pt.	<b>Legal aid societies and similar legal services</b> .....	<b>23.3</b>	<b>1.9</b>	861	Business associations .....	30.1	8.6
				864	Civic, social, and fraternal associations .....	30.1	24.2
				862, 9	Other membership organizations .....	33.0	16.3
				<b>873, 4 ex.</b>	<b>Research, testing, and consulting services, except facilities support management services</b> .....	<b>(D)</b>	<b>(D)</b>
				<b>8744</b>			
				873	Research, development, and testing services .....	(D)	(D)
				874 ex.	Management and public relations services, except facilities support management services .....	(D)	(D)
				8744			

<sup>1</sup>Includes revenue information obtained from administrative records of other Federal agencies.

<sup>2</sup>Includes revenue information which was imputed based on historic company ratios or administrative records or on industry averages.

## Appendix F. Geographic Notes

---

### **SOUTH CAROLINA**

**Andrews** is in Georgetown and Williamsburg Counties.

**Batesburg** is in Lexington and Saluda Counties.

**Charleston** is in Berkeley and Charleston Counties; it annexed into Berkeley County in October 1991.

**Clemson** is in Anderson and Pickens Counties.

**Columbia** is in Lexington and Richland Counties; it annexed into Lexington County in December 1989.

**Fountain Inn** is in Greenville and Laurens Counties.

**Goose Creek** is in Berkeley and Charleston Counties; it annexed into Charleston County in January 1987.

**Greer** is in Greenville and Spartanburg Counties.

**Honea Path** is in Abbeville and Anderson Counties.

**Irmo** is in Lexington and Richland Counties.

**North Augusta** is in Aiken and Edgefield Counties.

**North Charleston** is in Berkeley, Charleston, and Dorchester Counties.

**Summerville** is in Berkeley, Charleston, and Dorchester Counties; it annexed into Berkeley County in March 1984, but this change was not submitted to the Bureau of the Census until July 1989; it annexed into Charleston County in November 1984, but this change was not submitted to the Bureau of the Census until September 1989.

# Appendix G.

## Establishments in Business Any Time During Year and Establishments in Business at End of Year for the State: 1992 and 1987

**Table G-1. Firms Subject to Federal Income Tax**

[Includes only establishments with payroll. For meaning of abbreviations and symbols, see introductory text. For explanation of terms and comparability of 1987 and 1992 censuses, see appendix A]

SIC code	Kind of business or operation	Establishments in business —			
		Any time during year		At end of year	
		1992	1987	1992	1987
	<b>Total</b> .....	<b>21 506</b>	<b>18 810</b>	<b>19 783</b>	<b>17 467</b>
<b>70 ex. 704</b>	<b>Hotels, rooming houses, camps, and other lodging places (except membership lodging)</b> .....	<b>954</b>	<b>900</b>	<b>882</b>	<b>840</b>
	Hotels and motels .....	891	823	821	767
7011	Hotels .....	179	251	165	240
7011 pt.	Hotels, 25 guestrooms or more .....	115	207	105	198
7011 pt.	Hotels, less than 25 guestrooms .....	64	44	60	42
7011 pt.	Motels, motor hotels, and tourist courts .....	712	572	656	527
7011 pt.	Motels, tourist courts .....	627	512	580	472
7011 pt.	Motor hotels .....	85	60	76	55
702, 3	Other lodging places .....	63	77	61	73
702	Rooming and boarding houses .....	15	24	15	24
703	Camps and recreational vehicle parks .....	48	53	46	49
<b>72</b>	<b>Personal services</b> .....	<b>2 451</b>	<b>2 341</b>	<b>2 234</b>	<b>2 154</b>
721	Laundry, cleaning, and garment services .....	798	753	727	697
7211	Power laundries, family and commercial* .....	24	32	21	30
7213	Linen supply* .....	14	15	14	14
7215	Coin-operated laundries and drycleaning .....	169	181	153	167
7216	Drycleaning plants, except rug cleaning* .....	339	341	315	321
7217	Carpet and upholstery cleaning .....	95	77	81	67
7218	Industrial launderers* .....	23	22	21	21
7212, 9	Other laundry, cleaning, and garment services* .....	134	85	122	77
722	Photographic studios, portrait .....	136	113	132	108
723, 4	Beauty and barber shops .....	887	895	818	828
723	Beauty shops .....	827	829	760	767
724	Barber shops .....	60	66	58	61
725	Shoe repair shops and shoeshine parlors .....	41	48	40	44
726	Funeral service and crematories .....	248	235	226	219
729	Miscellaneous personal services .....	341	297	291	258
7291	Tax return preparation services .....	178	133	148	111
7299	Miscellaneous personal services, n.e.c. .....	163	164	143	147
<b>73</b>	<b>Business services</b> .....	<b>3 234</b>	<b>2 574</b>	<b>2 926</b>	<b>2 363</b>
731	Advertising .....	177	138	166	129
7311	Advertising agencies .....	123	103	118	96
7312	Outdoor advertising services .....	29	16	27	14
7313	Radio, television, publishers' advertising representatives .....	10	7	8	7
7319	Advertising, n.e.c. .....	15	12	13	12
732	Consumer credit reporting agencies, mercantile reporting agencies, and adjustment and collection agencies .....	67	87	58	77
7322	Adjustment and collection services .....	46	50	40	45
7323	Credit reporting services .....	21	37	18	32
733	Mailing, reproduction, commercial art and photography, and stenographic services .....	213	180	195	167
7331	Direct mail advertising services .....	28	27	26	27
7334	Photocopying and duplicating services .....	29	35	26	31
7335, 6	Commercial photography, art, and graphics .....	83	72	76	68
7335	Commercial photography .....	27	23	26	22
7336	Commercial art and graphic design .....	56	49	50	46
7338	Secretarial and court reporting services .....	73	46	67	41
734	Services to dwellings and other buildings .....	931	730	845	655
7342	Disinfecting and pest control services .....	244	207	229	187
7349	Building cleaning and maintenance services, n.e.c. .....	687	523	616	468
735	Miscellaneous equipment rental and leasing .....	312	321	291	300
7352	Medical equipment rental and leasing .....	31	24	27	24
7353	Heavy construction equipment rental and leasing .....	36	34	33	34
7359	Equipment rental and leasing, n.e.c. .....	245	263	231	242
736	Personnel supply services .....	352	249	315	237
7361	Employment agencies .....	140	120	123	112
7363	Help supply services .....	212	129	192	125

See footnotes at end of table.

**Table G-1. Firms Subject to Federal Income Tax – Con.**

[Includes only establishments with payroll. For meaning of abbreviations and symbols, see introductory text. For explanation of terms and comparability of 1987 and 1992 censuses, see appendix A]

SIC code	Kind of business or operation	Establishments in business –			
		Any time during year		At end of year	
		1992	1987	1992	1987
<b>73</b>	<b>Business services – Con.</b>				
737	Computer programming, data processing, and other computer related services -----	387	252	352	240
7371, 2, 3	Computer programming, prepackaged software, and integrated systems -----	227	144	211	135
7371	Computer programming services -----	155	108	147	101
7372	Prepackaged software -----	30	11	28	11
7373	Computer integrated systems -----	42	25	36	23
7374, 5, 6	Data processing services -----	57	52	55	51
7374, 5	Computer processing, information retrieval -----	54	48	52	47
7376	Computer facilities management services -----	3	4	3	4
7377, 8, 9	Computer rental and leasing, maintenance, and related services, n.e.c. -----	103	56	86	54
7377	Computer rental and leasing -----	3	2	1	2
7378	Computer maintenance and repair -----	44	26	35	26
7379	Computer related services, n.e.c. -----	56	28	50	26
738	Miscellaneous business services -----	795	617	704	558
7381, 2	Detective agencies and protective services -----	208	160	189	145
7381	Detective, guard, and armored car services -----	170	129	153	120
7382	Security systems services -----	38	31	36	25
7383	News syndicates -----	4	5	4	5
7384	Photofinishing laboratories* -----	85	65	73	61
7389	Business services, n.e.c. -----	498	387	438	347
7389 pt.	Sign painting shops -----	41	39	34	36
7389 pt.	Interior designing -----	74	54	67	45
7389 pt.	Telephone answering services -----	29	26	23	23
7389 pt.	Other business services -----	354	268	314	243
<b>75</b>	<b>Automotive repair, services, and parking -----</b>	<b>2 177</b>	<b>1 904</b>	<b>1 966</b>	<b>1 753</b>
751	Automotive rental and leasing, without drivers -----	158	156	137	146
7513	Truck rental and leasing, without drivers -----	64	65	54	62
7514, 5	Passenger car rental and leasing -----	88	85	78	78
7519	Utility trailer and recreational vehicle rental -----	6	6	5	6
752	Automobile parking -----	16	12	13	11
753	Automotive repair shops -----	1 744	1 549	1 581	1 427
7532	Top, body, and upholstery repair shops and paint shops -----	468	466	425	421
7532 pt.	Top and body repair shops -----	428	417	386	392
7532 pt.	Paint shops -----	40	29	39	29
7538	General automotive repair shops -----	890	773	804	697
7538 pt.	General automotive repair shops, except diesel -----	800	710	722	637
7538 pt.	Diesel repair shops -----	90	63	82	60
7533, 4, 6, 7, 9	Other automotive repair shops -----	386	330	352	309
7533	Automotive exhaust system repair shops -----	60	47	52	46
7534	Tire retreading and repair shops -----	40	39	34	36
7536	Automotive glass replacement shops -----	61	33	57	32
7537	Automotive transmission repair shops -----	80	63	73	59
7539	Automotive repair shops, n.e.c. -----	145	148	136	136
7539 pt.	Radiator repair -----	26	32	24	27
7539 pt.	Brake, front end, and wheel alignment -----	54	58	51	55
7539 pt.	Automotive electrical and fuel system services -----	53	46	51	42
7539 pt.	Other automotive repair shops, n.e.c. -----	12	12	10	12
754	Automotive services, except repair -----	259	187	235	169
7542	Carwashes -----	130	124	116	113
7549	Automotive services, except repair and carwashes -----	129	63	119	56
<b>76</b>	<b>Miscellaneous repair services -----</b>	<b>1 093</b>	<b>951</b>	<b>996</b>	<b>899</b>
762	Electrical repair shops -----	351	293	322	279
7622	Radio and television repair shops -----	97	111	91	106
7623, 9	Other electrical and electronic repair shops -----	254	182	231	173
7623	Refrigeration and air-conditioning service and repair shops -----	86	62	77	60
7629	Electrical and electronic repair shops, n.e.c. -----	168	120	154	113
763	Watch, clock, and jewelry repair -----	15	12	15	12
764	Reupholstery and furniture repair -----	110	115	102	109
769	Miscellaneous repair and related services -----	617	531	557	499
7692	Welding repair -----	88	93	85	85
7694	Armature rewinding shops -----	53	62	47	59
7699	Repair shops and related services, n.e.c. -----	476	376	425	355
<b>78, 79, 84</b>	<b>Amusement and recreation services, including motion pictures and museums -----</b>	<b>1 594</b>	<b>1 286</b>	<b>1 439</b>	<b>1 157</b>
781, 2	Motion picture production, distribution, and services -----	36	30	33	28
783	Motion picture theaters -----	85	95	76	72
7832	Motion picture theaters, except drive-in -----	80	83	73	66
7833	Drive-in motion picture theaters -----	5	12	3	6
784	Video tape rental -----	360	299	324	273
792	Theatrical producers (except motion picture), bands, orchestras, and entertainers -----	40	23	37	18
7922	Theatrical producers (except motion picture) and miscellaneous theatrical services -----	13	10	12	9
7929	Bands, orchestras, actors, and other entertainers and entertainment groups -----	27	13	25	9
793	Bowling centers -----	50	39	45	39

See footnotes at end of table.

**G-2 APPENDIX G**

**SERVICE INDUSTRIES—GEOGRAPHIC AREA SERIES**

## Table G-2. Firms Exempt From Federal Income Tax

[Includes only establishments with payroll. For meaning of abbreviations and symbols, see introductory text. For explanation of terms and comparability of 1987 and 1992 censuses, see appendix A]

SIC code	Kind of business or operation	Establishments in business —			
		Any time during year		At end of year	
		1992	1987	1992	1987
	<b>Total .....</b>	<b>2 078</b>	<b>1 756</b>	<b>1 989</b>	<b>1 688</b>
<b>7032, 704</b>	<b>Camps and membership lodging .....</b>	<b>7</b>	<b>9</b>	<b>7</b>	<b>9</b>
<b>792, 7991 pt., 7997, 7999 pt., 84</b>	<b>Selected amusement, recreation, and related services .....</b>	<b>163</b>	<b>142</b>	<b>158</b>	<b>138</b>
792	Theatrical producers (except motion picture), bands, orchestras, and entertainers .....	31	22	31	22
7991 pt., 7997	Gymnasiums, athletic clubs, and membership sports and recreation clubs .....	95	86	91	82
7999 pt. 84	Fairs .....	10	6	10	6
	Museums, art galleries, and botanical and zoological gardens .....	27	28	26	28
<b>8011 pt.; 8021 pt.; 805, 6, 8, 9</b>	<b>Selected health services .....</b>	<b>225</b>	<b>178</b>	<b>225</b>	<b>178</b>
8011 pt., 8021 pt.	Clinics of doctors of medicine and dentists .....	42	26	42	26
805	Nursing and personal care facilities .....	62	32	62	32
806	Hospitals .....	72	73	72	73
808, 9	Other health services .....	49	47	49	47
808	Home health care services .....	9	13	9	13
809	Miscellaneous health and allied services, n.e.c. ....	40	34	40	34
<b>8111 pt.</b>	<b>Legal aid societies and similar legal services .....</b>	<b>32</b>	<b>22</b>	<b>31</b>	<b>22</b>
<b>823, 4, 9</b>	<b>Selected educational services .....</b>	<b>29</b>	<b>21</b>	<b>26</b>	<b>19</b>
<b>83</b>	<b>Social services .....</b>	<b>792</b>	<b>625</b>	<b>753</b>	<b>605</b>
835	Child day care services .....	172	132	164	122
832, 3, 6, 9	Other social services .....	620	493	589	483
<b>861, 2, 4, 9</b>	<b>Selected membership organizations .....</b>	<b>804</b>	<b>747</b>	<b>765</b>	<b>706</b>
861	Business associations .....	163	148	159	141
864	Civic, social, and fraternal associations .....	454	423	425	394
862, 9	Other membership organizations .....	187	176	181	171
<b>873, 4 ex. 8744</b>	<b>Research, testing, and consulting services, except facilities support management services .....</b>	<b>26</b>	<b>12</b>	<b>24</b>	<b>11</b>
873	Research, development, and testing services .....	20	11	18	10
8731	Commercial physical and biological research .....	1	—	—	—
8732	Commercial economic, sociological, and educational research .....	3	—	2	—
8733	Noncommercial research organizations .....	13	8	13	7
8734	Testing laboratories .....	3	3	3	3
874 ex. 8744	Management and public relations services, except facilities support management services .....	6	1	6	1

# Publication Program

## 1992 CENSUS OF SERVICE INDUSTRIES

Publications of the 1992 Census of Service Industries containing data on service industries establishments in the United States are described below. Publication order forms for specific reports may be obtained from any Department of Commerce district office or from Data User Services Division, Customer Services, Bureau of the Census, Washington, DC 20233-8300. The first results were issued in press releases. Final detailed statistics are issued in separate paperbound reports and compact disc-read only memory (CD-ROM).

### Final Reports

#### Geographic area series—52 reports (SC92-A-1 to -52)

A separate paperbound report containing data for establishments with payroll is published for each State, the District of Columbia, and the United States. For establishments of firms subject to Federal income tax, each State report presents general statistics on number of establishments, receipts, payroll, and employment, by varied service classifications, for the State, metropolitan areas (MA's), counties, and places with 350 service establishments or more, by kind of business. Greater kind-of-business detail is shown for larger areas. In addition, for places with 2,500 inhabitants or more and for all counties, statistics are provided on number of establishments and receipts for 10 major kind-of-business groups. For establishments of firms exempt from Federal income tax, each State report presents statistics on number of establishments, revenue, payroll, and employment by varied service classifications, for the State and MA's. Greater kind-of-business detail is shown for larger areas.

The United States Summary report presents data for the United States as a whole for establishments with payroll of firms subject to Federal income tax, as well as those exempt from Federal income tax, for detailed kind-of-business classifications. Statistics on number of establishments and receipts/revenue are also shown for States and MA's by kind of business.

For each State, the District of Columbia, and the United States, 1992 data are provided on receipts/revenue and employees per establishment and on receipts/revenue and payroll per employee. Comparative statistics showing percent changes in receipts/expenses and payroll between 1987 and 1992 also are shown.

#### Nonemployer statistics series—1 report (SC92-N-1)

This report includes data by kind of business for all establishments, establishments with payroll, and establishments without payroll for the United States and States. Also presented are statistics for establishments without payroll including number of establishments and receipts/revenue by varied service classifications for MA's.

Similar data for counties and places with 2,500 inhabitants or more are available on electronic media only.

#### Subject series—5 reports (SC92-S-1 to -5)

The *Establishment and Firm Size* report (SC92-S-1) presents data for establishments with payroll, based on size of establishment, size of company or firm, and legal form of organization. Establishment statistics are presented by receipts/revenue size and by employment size; statistics for firms, by receipts/revenue size (including concentration by largest firms), by employment size, and by number of establishments operated (single units and multiunits). Statistics are presented by kind of business on the number of establishments, receipts/revenue, payroll, and employment for the United States.

The *Capital Expenditures, Depreciable Assets, and Operating Expenses* report (SC92-S-2) presents data for firms with payroll for the United States by major kind of business. Operating expenses include annual payroll, supplemental labor costs, purchased services, etc. Receipts data also are provided.

Three other reports (*Hotels, Motels, and Other Lodging Places* (SC92-S-3), *Sources of Receipts or Revenue* (SC92-S-4), and *Miscellaneous Subjects* (SC92-S-5)) present data for the United States as a whole and, where feasible, for States and MA's.

### Electronic Media

All data included in the printed reports are available on CD-ROM. The CD-ROM's provide the same information found in the final reports as well as additional information not published in the final reports, such as ZIP Code statistics available from series SC92-Z, and nonemployer data for counties and places from series SC92-N. Electronic media products are available for users who wish to summarize, rearrange, or process large amounts of data. These products, with corresponding technical documentation, are sold by Data User Services Division, Customer Services, Bureau of the Census, Washington, DC 20233-8300.

## OTHER ECONOMIC CENSUS REPORTS

Data on retail trade, wholesale trade, financial, insurance, real estate, construction industries, manufactures, mineral industries, transportation, communications, utilities, enterprise statistics, minority-owned business enterprises, and women-owned businesses also are available from the 1992 Economic Census. A separate series of reports covers the census of outlying areas—Puerto Rico, Virgin Islands of the United States, Guam, and the Northern Marianas. Separate announcements describing these reports are available free of charge from Data User Services Division, Customer Services, Bureau of the Census, Washington, DC 20233-8300.