


1992

Census of Service Industries

SC92-A-35

GEOGRAPHIC AREA SERIES

North Dakota



1992 Census of Service Industries

SC92-A-35

GEOGRAPHIC AREA SERIES

North Dakota

Issued December 1994



U.S. Department of Commerce
Ronald H. Brown, Secretary
David J. Barram, Deputy Secretary

Economics and Statistics Administration
Everett M. Ehrlich, Under Secretary
for Economic Affairs

BUREAU OF THE CENSUS
Martha Farnsworth Riche, Director

Acknowledgments

Many persons participated in the various activities of the 1992 Census of Service Industries. The overall planning and review of the census operations were performed by the Economic Census Staff of the Economic Planning and Coordination Division.

This report was prepared in the Services Division. **Bobby E. Russell**, Assistant Chief for Census Programs, was responsible for the overall planning, management, and coordination of the census of service industries. Planning and implementation were under the direction of **Jack B. Moody**, Chief, Service Census Branch, with primary staff assistance by **Jack R. Drago**, **Barbara S. Tinari**, **Kirk K. Degler**, **Joseph R. Fuller**, **Susan G. Baker**, **Deborah M. Stempowski**, **Brian D. Gregory**, **Theresa L. Steele**, **Chris E. Blackburn**, **Gary R. Rice**, **M. Craig Schadt**, **Arthur B. Stewart**, **Sandra K. Byrd**, and **Evelyn D. Butler**.

Systems and procedures for mailout, receipt, correspondence, data input, industry classification, other clerical processing, administrative record processing, quality control, and the associated electronic computer programs, were developed in the Economic Planning and Coordination Division.

Mailout preparation and receipt operations, clerical and analytical review activities, data keying, and geocoding review were performed by the staff of the Data Preparation Division, **Judith N. Petty**, Acting Chief.

Geographic coding procedures and associated computer programs were developed by the staff of the Geography Division.

The computer processing systems were developed and coordinated in the Economic Statistical Methods and Programming Division, **Charles P. Pautler, Jr.**, Chief. **H. Ray Dennis**, Assistant Chief for Business Programs, was responsible for design and implementation of the computer systems. The computer programs were prepared under the supervision of **William C. Wester**, Chief, Business Census Branch, and **Steven G. McCraith**, Chief, Utilities and Financial Census Branch, assisted by **Jeffrey S. Rosen**, **Barbara L. Lambert**, **Jacqueline R. Sellers**, and **Tsung C. Chu**. Additional programming assistance was provided by **Robert S. Jewett**.

Computer processing was performed in the Computer Services Division, **Marvin D. Raines**, Chief.

The staff of the Administrative and Publications Services Division, **Walter C. Odom**, Chief, performed planning, design, composition, editorial review, and printing planning and procurement for publications and report forms. **Margaret A. Smith** provided publication coordination and editing.

Special acknowledgment is also due the many businesses whose cooperation has contributed to the publication of these data.

If you have any questions concerning the statistics in this report, call 301-457-2689.



**Economics and Statistics
Administration**

Everett M. Ehrlich, Under Secretary
for Economic Affairs



BUREAU OF THE CENSUS

Martha Farnsworth Riche, Director
Harry A. Scarr, Deputy Director

Paula J. Schneider, Principal Associate
Director for Programs

Thomas L. Mesenbourg, Acting Associate
Director for Economic Programs

Thomas L. Mesenbourg, Assistant Director
for Economic Programs

**ECONOMIC PLANNING AND COORDINATION
DIVISION**

John P. Govoni, Chief

SERVICES DIVISION

Carole A. Ambler, Chief

Introduction to the Economic Census

PURPOSES AND USES OF THE ECONOMIC CENSUS

The economic census is the major source of facts about the structure and functioning of the Nation's economy. It provides essential information for government, business, industry, and the general public.

The economic census furnishes an important part of the framework for such composite measures as the gross domestic product, input/output measures, production and price indexes, and other statistical series that measure short-term changes in economic conditions.

Policymaking agencies of the Federal Government use the data, especially in monitoring economic activity and providing assistance to business.

State and local governments use the data to assess business activities and tax bases within their jurisdictions and to develop programs to attract business.

Trade associations study trends in their own and competing industries and keep their members informed of market changes.

Individual businesses use the data to locate potential markets and to analyze their own production and sales performance relative to industry or area averages.

AUTHORITY AND SCOPE

Title 13 of the United States Code (sections 131, 191, and 224) directs the Census Bureau to take the economic census every 5 years, covering years ending in 2 and 7. The 1992 Economic Census consists of the following eight censuses:

- Census of Retail Trade
- Census of Wholesale Trade
- Census of Service Industries
- Census of Financial, Insurance, and Real Estate Industries
- Census of Transportation, Communications, and Utilities
- Census of Manufactures
- Census of Mineral Industries
- Census of Construction Industries

Special programs also cover enterprise statistics and minority-owned and women-owned businesses. (The 1992 Census of Agriculture and 1992 Census of Governments are conducted separately.) The next economic census is scheduled to be taken in 1998 covering the year 1997.

AVAILABILITY OF THE DATA

The results of the economic census are available in printed reports for sale by the U.S. Government Printing Office and on compact discs for sale by the Census Bureau. Order forms for all types of products are available on request from Customer Services, Bureau of the Census, Washington, DC 20233-8300. A more complete description of publications being issued from this census is on the inside back cover of this document.

Census facts are also widely disseminated by trade associations, business journals, and newspapers. Volumes containing census statistics are available in most major public and college libraries. Finally, State data centers in every State as well as business and industry data centers in many States also supply economic census statistics.

WHAT'S NEW IN 1992

The 1992 Economic Census covers more of the economy than any previous census. New for 1992 are data on communications, utilities, financial, insurance, and real estate, as well as coverage of more transportation industries. The economic, agriculture, and governments censuses now collectively cover nearly 98 percent of all economic activity.

Among other changes, new 1992 definitions affect the boundaries of about a third of all metropolitan areas. Also, the Survey of Women-Owned Businesses has now been expanded to include all corporations.

HISTORICAL INFORMATION

The economic census has been taken as an integrated program at 5-year intervals since 1967 and before that for 1963, 1958, and 1954. Prior to that time, the individual subcomponents of the economic census were taken separately at varying intervals.

The economic census traces its beginnings to the 1810 Decennial Census, when questions on manufacturing were included with those for population. Coverage of economic activities was expanded for 1840 and subsequent censuses to include mining and some commercial activities. In 1902, Congress established a permanent Census Bureau and directed that a census of manufactures be taken every 5 years. The 1905 Manufactures Census was the first time a census was taken apart from the regular every-10-year population census.

The first census of business was taken in 1930, covering 1929. Initially it covered retail and wholesale trade and construction industries, but it was broadened in 1933 to include some of the service trades.

The 1954 Economic Census was the first census to be fully integrated—providing comparable census data across economic sectors, using consistent time periods, concepts, definitions, classifications, and reporting units. It was the first census to be taken by mail, using lists of firms provided by the administrative records of other Federal agencies. Since 1963, administrative records also have been used to provide basic statistics for very small firms, reducing or eliminating the need to send them census questionnaires. The Enterprise Statistics Program, which publishes combined data from the economic census, was made possible with the implementation of the integrated census program in 1954.

The range of industries covered in the economic censuses has continued to expand. The census of construction industries began on a regular basis in 1967, and the scope of service industries was broadened in 1967, 1977, and 1987. The census of transportation began in 1963 as a set of surveys covering travel, transportation of commodities, and trucks, but expanded in 1987 to cover business establishments in several transportation industries. For 1992, these statistics are incorporated into a broadened census of transportation, communications, and utilities. Also new for 1992 is the census of financial, insurance, and real estate industries. This is part of a gradual expansion in coverage of industries previously subjected to government regulation.

The Survey of Minority-Owned Business Enterprises was first conducted as a special project in 1969 and was incorporated into the economic census in 1972 along with the Survey of Women-Owned Businesses.

An economic census has also been taken in Puerto Rico since 1909, in the Virgin Islands of the United States and Guam since 1958, and in the Commonwealth of the Northern Mariana Islands since 1982.

Statistical reports from the 1987 and earlier censuses provide historical figures for the study of long-term time series and are available in some large libraries. All of the census data published since 1967 are still available for sale on microfiche from the Census Bureau.

AVAILABILITY OF MORE FREQUENT ECONOMIC DATA

While the census provides complete enumerations every 5 years, there are many needs for more frequent data as well. The Census Bureau conducts a number of monthly, quarterly, and annual surveys, with the results appearing in publication series such as Current Business Reports (retail and wholesale trade and service industries), the Annual Survey of Manufactures, Current Industrial Reports, and the Quarterly Financial Report. Most of these surveys, while providing more frequent observations, yield less kind-of-business and geographic detail than the census. The County Business Patterns program offers annual statistics on the number of establishments, employment, and payroll classified by industry within each county.

SOURCES FOR MORE INFORMATION

More information about the scope, coverage, classification system, data items, and publications for each of the economic censuses and related surveys is published in the *Guide to the 1992 Economic Census and Related Statistics*. More information on the methodology, procedures, and history of the census will be published in the *History of the 1992 Economic Census*. Contact Customer Services for information on availability.

Census of Service Industries

GENERAL

The 1992 Census of Service Industries, part of the 1992 Economic Census, covered service industries as defined in Division I of the *Standard Industrial Classification Manual: 1987*¹ (SIC), except Elementary and Secondary Schools (SIC 821), Colleges, Universities, Professional Schools, and Junior Colleges (SIC 822), Labor Unions and Similar Labor Organizations (SIC 863), Political Organizations (SIC 865), Religious Organizations (SIC 866), and Private Households (SIC 881). The census also excluded governmental establishments classified in the covered industries, except for government-operated hospitals which were included.

Data are presented for establishments in the following classifications:

SIC code	Title
70	Hotels, rooming houses, camps, and other lodging places
72	Personal services
73	Business services
75	Automotive repair, services, and parking
76	Miscellaneous repair services
78	Motion pictures
79	Amusement and recreation services
80	Health services
81	Legal services
823, 4, 9	Selected educational services
83	Social services
84	Museums, art galleries, and botanical and zoological gardens
861, 2, 4, 9	Selected membership organizations
87	Engineering, accounting, research, management, and related services
89	Services, not elsewhere classified

This series of reports presents data for service establishments of firms subject to Federal income tax and (in separate tables) of firms which are exempt from Federal income tax under provisions of the Internal Revenue Code. Only establishments with some payroll during the year are included. For a more detailed explanation, see appendix A.

¹*Standard Industrial Classification Manual: 1987*. For sale by Superintendent of Documents, U.S. Government Printing Office, Washington, DC 20402. Stock No. 041-001-00314-2.

Many of the "kinds of business or operation" included in this report are not thought of as commercial businesses, and the terms (such as "business," "establishment," and "firm") used to describe them may not be descriptive of such services, particularly for not-for-profit and professional services. However, these terms are applied to all "kinds of business or operation" in order to maintain conformity in the measures of the production and delivery of goods and services and in the presentation of data.

The basic tabulations in this report do not include data for establishments which are auxiliary (primary function is providing a service, such as warehousing or bookkeeping) to service establishments within the same organization. Data for auxiliaries are presented in a subsequent report issued as part of the 1992 Enterprise Statistics reports.

For the 1992 Census of Service Industries, large- and medium-size firms, plus all firms known to operate more than one establishment, were sent questionnaires to be completed and returned to the Census Bureau by mail. For most very small firms, including those with no paid employees, data from existing administrative records of other Federal agencies were used instead. These records provided basic information on location, kind of business, receipts, payroll, number of employees, and legal form of organization. In addition, more detailed information for selected kinds of business was obtained on the various questionnaires.

Appendix A gives a more detailed explanation of census coverage and methodology.

CENSUS DISCLOSURE RULES

In accordance with Federal law governing census reports, no data are published that would disclose the operations of an individual establishment or business. However, the number of establishments in a kind-of-business classification is not considered a disclosure, so this information may be released even though other information is withheld.

GEOGRAPHIC AREAS COVERED

This report series presents data for the following areas:

1. The United States as a whole.
2. Each State and the District of Columbia.

3. Each consolidated metropolitan statistical area (CMSA) and primary metropolitan statistical area (PMSA) defined by the Office of Management and Budget (OMB) as of June 30, 1993. A CMSA is an area used to facilitate the presentation and analysis of data for large concentrations of metropolitan populations. It includes two or more contiguous PMSA's which have a population of at least 1,000,000² and which meet specific criteria of urban character and of social and economic integration.
4. Each metropolitan statistical area (MSA) defined by the OMB as of June 30, 1993. An MSA is an integrated economic and social unit with a population nucleus of at least 50,000 inhabitants.² Each MSA consists of one or more counties meeting standards of metropolitan character; in New England, cities and towns rather than counties are the component geographic units.
5. The area within the State outside metropolitan areas (MA's).
6. Each county or county equivalent.³ Counties are the primary divisions of States, except in Louisiana where they are called parishes and in Alaska where they are called boroughs and census areas. Maryland, Missouri, Nevada, and Virginia have one place or more that is independent of any county organization and constitutes primary divisions of their States. These places are treated as counties and as places.
7. Each consolidated city.³ Consolidated cities are consolidated governments which consist of separately incorporated municipalities.
8. Each municipality of 2,500 inhabitants or more incorporated as a city, borough, village, or town.^{2 3}

For the economic census, boroughs and census areas in Alaska and boroughs in New York are not included in this category.
9. Special economic urban areas (SEUA's), which include townships in Michigan, New Jersey, and Pennsylvania, and towns in New York, Wisconsin, and the six New England States with 10,000 inhabitants or more.²

DOLLAR VALUES

All dollar values presented in this report are expressed in current dollars, i.e., 1992 data are expressed in 1992 dollars and 1987 data in 1987 dollars. Consequently, when making comparisons to prior years, users of the data should consider the inflation that has occurred.

RELIABILITY OF DATA

All data compiled in this report originated from either census questionnaires or administrative records of other Federal agencies and, therefore, are not subject to sampling errors. However, the data are subject to nonsampling

²According to the 1990 Census of Population or subsequent special census.

³Those defined as of January 1, 1992.

errors. Nonsampling errors can be attributed to many sources: inability to identify all cases in the actual universe; definition and classification difficulties; differences in the interpretation of questions; errors in recording or coding the data obtained; and other errors of collection, response, coverage, processing, and estimation for missing or misreported data.

The accuracy of these tabulated data is determined by the joint effects of the various nonsampling errors. No direct measurement of these effects has been obtained except for estimation for missing or misreported data; however, precautionary steps were taken in all phases of the collection, processing, and tabulation of the data in an effort to minimize the effects of nonsampling errors.

The Bureau of the Census obtains on computer tape limited information extracted from administrative records of other Federal agencies. This information is used in conjunction with other information available to the Census Bureau to develop estimates for nonemployers, small employers, and other establishments for which responses were not received in time for publication. For an indication of the extent that data included in these reports were obtained from the administrative records of other Federal agencies and from estimation, rather than reports directly from respondents, see appendix E. Also, see appendix A for a more detailed explanation of census coverage and methodology.

SPECIAL TABULATIONS

Special tabulations of data collected in the 1992 Census of Service Industries may be obtained, depending on availability of time and personnel, on diskette, computer tape, or in tabular form. The data will be in summary form and subject to the same rules prohibiting disclosure of confidential information (including name, address, kind of business, or other data for individual business establishments or companies) as are the regular publications.

Special tabulations are prepared on a cost basis. A request for a cost estimate, as well as exact specifications on the type and format of the data to be provided, should be directed to the Chief, Services Division, Bureau of the Census, Washington, DC 20233.

To discuss a special tabulation before submitting specifications, call 1-800-541-8345.

ABBREVIATIONS AND SYMBOLS

The following abbreviations and symbols are used in this publication:

- * See kind-of-business descriptions for SIC 72 and SIC 7384 in appendix A for treatment of plant outlets.
- Represents zero.
- (D) Withheld to avoid disclosing data for individual companies; data are included in broader kind-of-business totals.

(IC)	Independent city.	Symbol	Employment Size
(NA)	Not available.		
(X)	Not applicable.	AA	0–19
CMSA	Consolidated metropolitan statistical area.	BB	20–99
MA	Metropolitan area.	CC	100–249
MSA	Metropolitan statistical area.	EE	250–499
n.e.c.	Not elsewhere classified.	FF	500–999
PMSA	Primary metropolitan statistical area.	GG	1,000–2,499
pt.	Part.	HH	2,500–4,999
r	Revised.	II	5,000–9,999
SIC	Standard Industrial Classification.	JJ	10,000–24,999

The following symbols are used in this publication to show employment size ranges for employment data that have been withheld to avoid disclosing data for individual companies (employment size range codes are provided for the first time in the 1992 Economic Census):

KK	25,000–49,999
LL	50,000–99,999
MM	100,000 or more

Users' Guide for Locating Statistics in This Report by Table Number

Information shown in tables	Table															
	1a	1b	2a	2b	3a	3b	4	5	6	7a	7b	8a	8b	9	10	
GEOGRAPHIC AREAS																
The State	X	X	X	X	X	X	X								X	X
CMSA's and MSA's in the State										X	X					
PMSA's in the State										X	X					
Area of the State not in any CMSA, PMSA, or MSA												X	X			
Counties in the State							X		X							X
Places in the State							X	X						X		
DATA ITEMS																
Establishments	X	X			X	X	X	X	X	X	X	X	X	X		X
Receipts	X				X	X	X	X	X	X	X	X	X	X	X	X
Revenue		X									X		X			
Expenses						X							X			
Annual payroll	X	X			X	X	X	X	X	X	X	X	X	X		
First-quarter payroll	X	X					X	X	X	X	X	X	X	X		
Paid employees for pay period including March 12, 1992	X	X			X	X	X	X	X	X	X	X	X	X		
1987 to 1992 comparative statistics					X	X										
Receipts per establishment			X													
Revenue per establishment				X												
Expenses per establishment				X												
Receipts per employee			X													
Revenue per employee				X												
Expenses per employee				X												
Annual payroll per employee			X	X												
Employees per establishment			X	X												
Counties ranked by volume of receipts																X
Places ranked by volume of receipts														X		

Users' Guide for Locating Statistics in the 1992 Census of Service Industries Reports

Report and geographic area	Information shown in reports by kind of business or industry category										
	Number of establishments	Receipts/Revenue (\$1,000)	Payroll (\$1,000)	Number of employees	Selected ratios	Receipts/revenue lines	Receipts size and employment size of establishments and firms	Concentration ratios of largest firms	Single units and multi-units	Legal form of organization	Selected topics
GEOGRAPHIC AREA SERIES											
United States	X	X	X	X	X						
State	X	X	X	X	X						
CMSA, PMSA, MSA	X	X	X	X							
County	X	X	X	X							
Place	X	X	X	X							
NONEMPLOYER STATISTICS SERIES											
United States	X	X									
State	X	X									
CMSA, PMSA, MSA	X	X									
County	X	X									
Place	X	X									
ESTABLISHMENT AND FIRM SIZE (INCLUDING LEGAL FORM OF ORGANIZATION)											
United States	X	X	X	X			X	X	X	X	
CAPITAL EXPENDITURES, DEPRECIABLE ASSETS, AND OPERATING EXPENSES											
United States		X	X								X
RECEIPTS/REVENUE LINES											
United States	X	X				X					
State	X	X				X					
CMSA, PMSA, MSA	X	X				X					
HOTELS, MOTELS, AND OTHER LODGING PLACES											
United States	X	X	X	X		X					X
State	X	X	X	X		X					X
CMSA, PMSA, MSA	X	X				X					X

Report and geographic area	Information shown in reports by kind of business or industry category										
	Number of establishments	Receipts/Revenue (\$1,000)	Payroll (\$1,000)	Number of employees	Selected ratios	Receipts/revenue lines	Receipts size and employment size of establishments and firms	Concentration ratios of largest firms	Single units and multi-units	Legal form of organization	Selected topics
ZIP CODES											
United States	X	X	X	X							
State	X	X	X	X							
MISCELLANEOUS SUBJECTS											
United States	X	X	X	X							X
State	X	X									X
CMSA, PMSA, MSA	X	X									X

Contents

North Dakota

[Page numbers listed here omit the prefix that appears as part of the number of each page]

	Page
Introduction to the Economic Census	III
Census of Service Industries	V
Users' Guide for Locating Statistics in This Report by Table Number	VIII
Users' Guide for Locating Statistics in the 1992 Census of Service Industries Reports ...	IX
Summary of Findings	2

FIGURES

1. Percent Change in Receipts and Annual Payroll for Establishments of Firms Subject to Federal Income Tax: 1987 to 1992	3
2. Annual Payroll per Employee for Establishments of Firms Subject to Federal Income Tax: 1992 and 1987	4
Maps	5

TABLES

1a. Summary Statistics for Firms Subject to Federal Income Tax for the State: 1992 ..	7
1b. Summary Statistics for Firms Exempt From Federal Income Tax for the State: 1992	11
2a. Selected Ratios for Firms Subject to Federal Income Tax for the State: 1992	12
2b. Selected Ratios for Firms Exempt From Federal Income Tax for the State: 1992 ..	15
3a. Comparative Statistics for Firms Subject to Federal Income Tax for the State: 1992 and 1987	15
3b. Comparative Statistics for Firms Exempt From Federal Income Tax for the State: 1992 and 1987	19
4. Summary Statistics for Firms Subject to Federal Income Tax for Counties and for Places With 2,500 Inhabitants or More: 1992	20
5. Summary Statistics for Firms Subject to Federal Income Tax for Places With 350 Establishments or More: 1992	24
6. Summary Statistics for Firms Subject to Federal Income Tax for Counties With 350 Establishments or More: 1992	29
7a. Summary Statistics for Firms Subject to Federal Income Tax for Metropolitan Areas: 1992	34
7b. Summary Statistics for Firms Exempt From Federal Income Tax for Metropolitan Areas: 1992	38
8a. Summary Statistics for Firms Subject to Federal Income Tax for the Area Outside Metropolitan Areas: 1992	39
8b. Summary Statistics for Firms Exempt From Federal Income Tax for the Area Outside Metropolitan Areas: 1992	42
9. Places With 2,500 Inhabitants or More Ranked by Volume of Receipts of Firms Subject to Federal Income Tax: 1992	42
10. Counties Ranked by Volume of Receipts of Firms Subject to Federal Income Tax: 1992	43

APPENDIXES

A. General Explanation	A-1
B. Sample Report Form and Instructions	B-1
C. Kind-of-Business Titles and Reporting-Form Numbers	C-1
D. Metropolitan Areas	D-1
E. Percent of Receipts/Revenue Based on Administrative Records and Estimation for the State: 1992	E-1
F. Geographic Notes	F-1
G. Establishments in Business Any Time During Year and Establishments in Business at End of Year for the State: 1992 and 1987	G-1

Publication Program

Inside back cover

Summary of Findings

FIRMS SUBJECT TO FEDERAL INCOME TAX

Data from the 1992 Census of Service Industries show that North Dakota's 4,221 service industries establishments of firms with payroll that were subject to Federal income tax had receipts totaling \$1.6 billion. The 1992 data represent an increase of 44.5 percent in receipts for the State since 1987.

For establishments with payroll in 1992, receipts of offices and clinics of medical doctors totaled \$422.1 million, compared with \$316.4 million in 1987. Other leading service kinds of business in 1992 were hotels and motels with \$124.2 million in receipts, legal services with \$91.6 million, and offices and clinics of dentists with \$70.6 million.

There were 32,575 paid employees (full- and part-time) working in service industries in the State as of mid-March 1992, compared with 27,753 employees in 1987. Large employers included offices and clinics of doctors of medicine with 5,100 employees, hotels and motels with 4,719 employees, and legal services with 1,420 employees.

ORGANIZATIONS EXEMPT FROM FEDERAL INCOME TAX

Data for the census show that North Dakota's 1,110 service industries establishments of firms and other organizations with payroll that were exempt from Federal income tax had revenue totaling \$1.3 billion and expenses of \$1.3 billion in 1992. The 1992 data represent an increase of 55.7 percent in expenses since 1987.

For establishments with payroll in 1992, revenue of hospitals totaled \$843.1 million, compared with \$568.7 million in 1987. Other leading classifications in 1992 were nursing and personal care facilities with revenue of \$166.0 million, and civic, social, and fraternal associations with \$61.6 million.

There were 36,727 paid employees (full- and part-time) as of mid-March 1992, compared with 28,956 employees in 1987. Hospitals had 17,409 employees; nursing and personal care facilities, 7,723 employees; and civic, social, and fraternal associations, 3,118 employees.

Figure 1. **Percent Change in Receipts and Annual Payroll for Establishments of Firms Subject to Federal Income Tax: 1987 to 1992**

(Includes only establishments with payroll. For meaning of abbreviations and symbols, see introductory text)

Receipts 
Payroll 

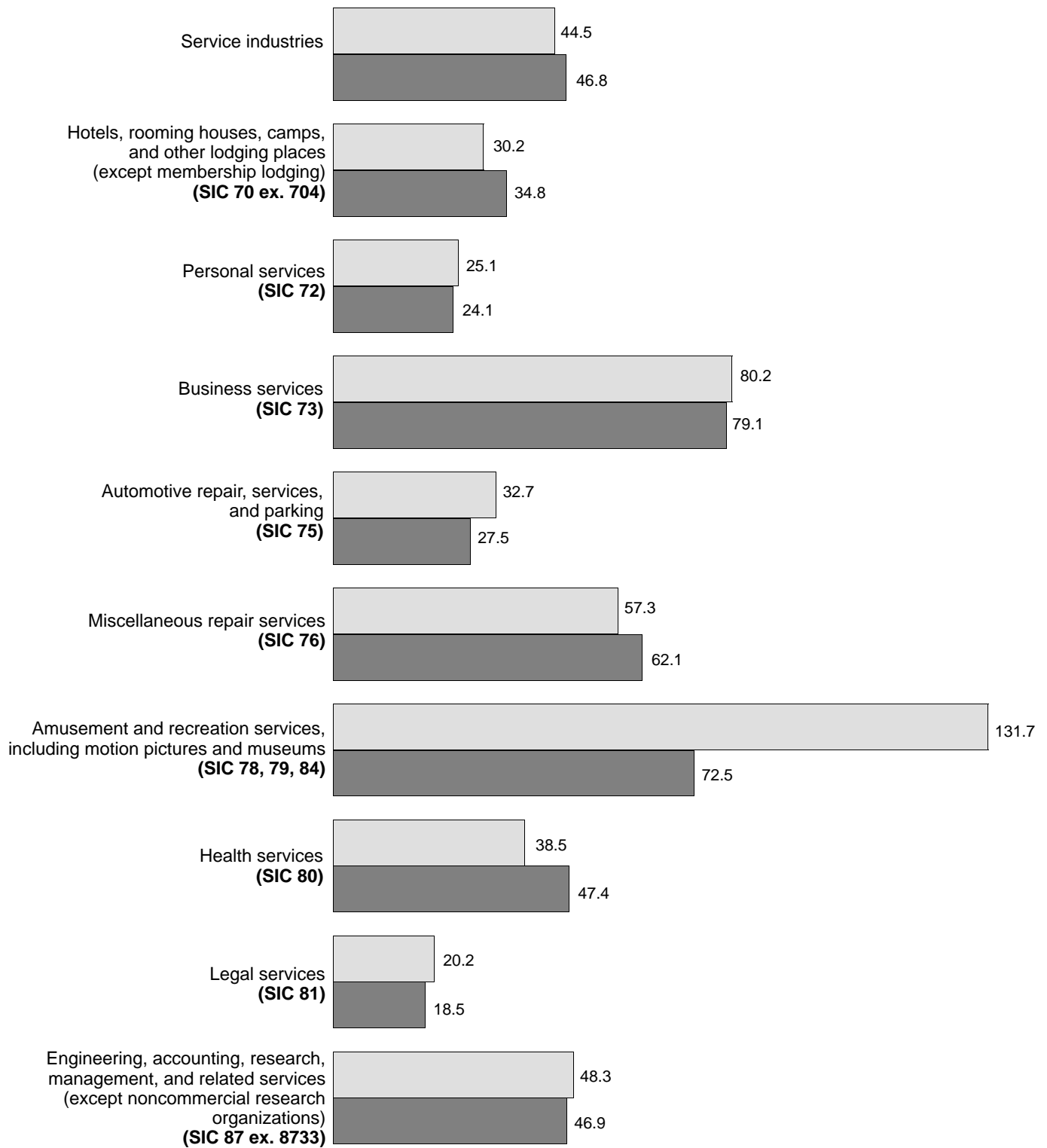




Figure 2. **Annual Payroll per Employee for Establishments of Firms Subject to Federal Income Tax: 1992 and 1987**

(In dollars. For meaning of abbreviations and symbols, see introductory text)

1992 
1987 

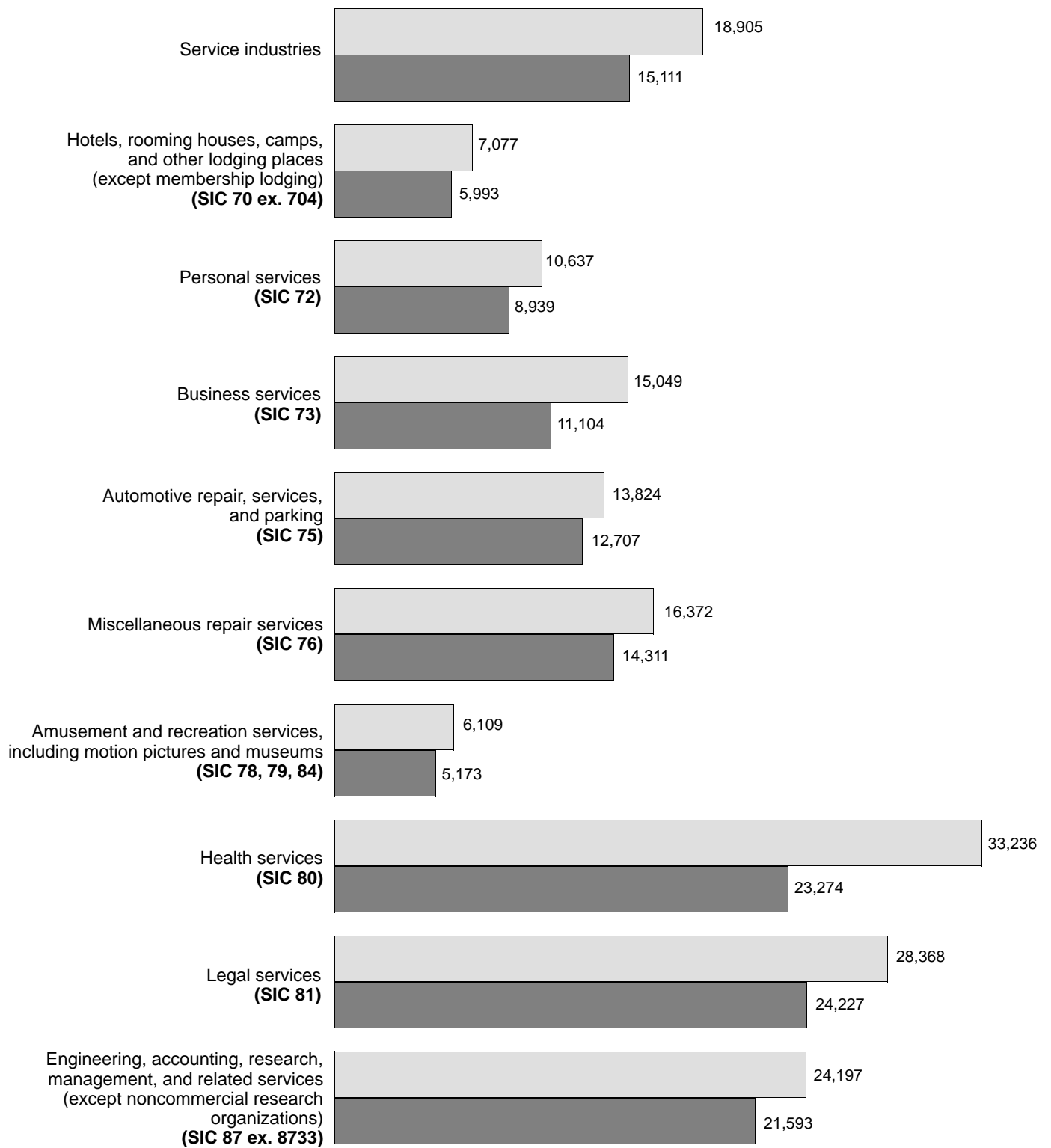




Table 1a. Summary Statistics for Firms Subject to Federal Income Tax for the State: 1992

[Includes only establishments with payroll. For meaning of abbreviations and symbols, see introductory text. For explanation of terms and comparability of 1987 and 1992 censuses, see appendix A]

SIC code	Kind of business or operation	Establishments (number)	Receipts (\$1,000)	Annual payroll (\$1,000)	First-quarter payroll (\$1,000)	Paid employees for pay period including March 12 (number)
	Total	4 221	1 575 711	615 827	137 216	32 575
70 ex. 704	Hotels, rooming houses, camps, and other lodging places (except membership lodging)	245	125 635	33 580	7 853	4 745
	Hotels and motels	229	124 220	33 411	7 832	4 719
7011	Hotels	69	64 508	17 789	4 257	2 655
7011 pt.	Hotels, 25 guestrooms or more	50	62 314	17 367	4 159	2 590
7011 pt.	Hotels, less than 25 guestrooms	19	2 194	422	98	65
7011 pt.	Motels, motor hotels, and tourist courts	160	59 712	15 622	3 575	2 064
7011 pt.	Motels, tourist courts	136	32 088	6 991	1 392	1 035
7011 pt.	Motor hotels	24	27 624	8 631	2 183	1 029
702, 3	Other lodging places	16	1 415	169	21	26
702	Rooming and boarding houses	4	344	62	12	16
703	Camps and recreational vehicle parks	12	1 071	107	9	10
7032	Sporting and recreational camps	3	457	58	6	5
7033	Recreational vehicle parks and campsites	9	614	49	3	5
72	Personal services	697	103 552	34 166	8 041	3 212
721	Laundry, cleaning, and garment services	119	29 635	10 669	2 430	862
7211	Power laundries, family and commercial*	7	2 956	1 199	288	82
7213	Linen supply*	4	(D)	(D)	(D)	CC
7215	Coin-operated laundries and drycleaning	26	(D)	(D)	(D)	BB
7215 pt.	Coin-operated laundries and drycleaning stores	23	1 524	319	69	67
7215 pt.	Coin-operated laundry routes	3	(D)	(D)	(D)	AA
7216	Drycleaning plants, except rug cleaning*	36	8 280	3 481	778	310
7217	Carpet and upholstery cleaning	35	2 934	724	129	117
7218	Industrial launderers*	2	(D)	(D)	(D)	BB
7212, 9	Other laundry, cleaning, and garment services*	9	(D)	(D)	(D)	AA
7212	Garment pressing, and agents for laundries and drycleaners	4	(D)	(D)	(D)	AA
7219	Laundry and garment services, n.e.c.*	5	(D)	(D)	(D)	AA
722	Photographic studios, portrait	52	8 153	1 455	311	134
723, 4	Beauty and barber shops	369	33 270	13 856	3 234	1 504
723	Beauty shops	359	32 619	13 531	3 162	1 477
724	Barber shops	10	651	325	72	27
725	Shoe repair shops and shoeshine parlors	10	857	213	53	28
726	Funeral service and crematories	68	23 208	5 564	1 229	252
729	Miscellaneous personal services	79	8 429	2 409	784	432
7291	Tax return preparation services	44	3 059	1 144	467	260
7299	Miscellaneous personal services, n.e.c.	35	5 370	1 265	317	172
7299 pt.	Massage parlors, tanning salons, and saunas	8	757	182	37	24
7299 pt.	Other personal services	27	4 613	1 083	280	148
7299 pt.	Diet and weight reducing services	16	2 880	696	165	96
7299 pt.	Formal wear rental	3	491	128	42	20
7299 pt.	Other personal services, n.e.c.	8	1 242	259	73	32
73	Business services	505	199 102	75 771	17 863	5 035
731	Advertising	28	8 096	4 133	941	164
7311	Advertising agencies	22	7 311	4 012	911	150
7312	Outdoor advertising services	2	(D)	(D)	(D)	AA
7313	Radio, television, publishers' advertising representatives	-	-	-	-	-
7313 pt.	Radio, television advertising representatives	-	-	-	-	-
7313 pt.	Publishers' advertising representatives	-	-	-	-	-
7319	Advertising, n.e.c.	4	(D)	(D)	(D)	AA
732	Consumer credit reporting agencies, mercantile reporting agencies, and adjustment and collection agencies	31	9 944	3 433	795	230
7322	Adjustment and collection services	25	6 547	2 624	589	170
7323	Credit reporting services	6	3 397	809	206	60
733	Mailing, reproduction, commercial art and photography, and stenographic services	43	9 005	2 300	524	202
7331	Direct mail advertising services	1	(D)	(D)	(D)	BB
7331 pt.	Mailing list compilers, brokers, and managers	5	(D)	(D)	(D)	AA
7331 pt.	Direct mail advertising services, except mailing list services	4	(D)	(D)	(D)	BB
7334	Photocopying and duplicating services	5	1 392	456	93	38
7334 pt.	Blueprinting and photocopying services	5	1 392	456	93	38
7334 pt.	Duplicating services, except printing and photocopying	-	-	-	-	-
7335, 6	Commercial photography, art, and graphics	16	2 910	543	139	42
7335	Commercial photography	4	280	45	7	5
7336	Commercial art and graphic design	12	2 630	498	132	37
7336 pt.	Commercial art	3	167	33	8	3
7336 pt.	Graphic arts and related design	9	2 463	465	124	34
7338	Secretarial and court reporting services	17	(D)	(D)	(D)	BB
734	Services to dwellings and other buildings	132	27 834	12 826	3 237	1 303
7342	Disinfecting and pest control services	3	(D)	(D)	(D)	CC
7349	Building cleaning and maintenance services, n.e.c.	129	(D)	(D)	(D)	GG
735	Miscellaneous equipment rental and leasing	54	32 497	7 359	1 703	345
7352	Medical equipment rental and leasing	9	7 357	1 729	441	99
7353	Heavy construction equipment rental and leasing	4	1 298	500	86	20
7353 pt.	Rental and leasing of heavy construction equipment without operators	2	(D)	(D)	(D)	AA
7353 pt.	Rental and leasing of heavy construction equipment with operators	2	(D)	(D)	(D)	AA
7359	Equipment rental and leasing, n.e.c.	41	23 842	5 130	1 176	226
7359 pt.	Equipment rental	36	23 024	4 990	1 143	215
7359 pt.	Rent-to-own	9	(D)	(D)	(D)	BB
7359 pt.	Equipment rental, except rent-to-own	27	(D)	(D)	(D)	CC
7359 pt.	Equipment leasing, except finance leasing	5	818	140	33	11

Table 1a. Summary Statistics for Firms Subject to Federal Income Tax for the State: 1992—Con.

[Includes only establishments with payroll. For meaning of abbreviations and symbols, see introductory text. For explanation of terms and comparability of 1987 and 1992 censuses, see appendix A]

SIC code	Kind of business or operation	Establishments (number)	Receipts (\$1,000)	Annual payroll (\$1,000)	First-quarter payroll (\$1,000)	Paid employees for pay period including March 12 (number)
73	Business services—Con.					
736	Personnel supply services -----	26	14 997	11 000	2 366	803
7361	Employment agencies -----	10	563	202	48	22
7363	Help supply services -----	16	14 434	10 798	2 318	781
7363 pt.	Temporary help supply -----	13	(D)	(D)	(D)	EE
7363 pt.	Help supply, except temporary -----	3	(D)	(D)	(D)	EE
7363 pt.	Employee leasing -----	2	(D)	(D)	(D)	CC
7363 pt.	Other help supply services -----	1	(D)	(D)	(D)	CC
737	Computer programming, data processing, and other computer related services -----	57	48 370	20 452	4 977	749
7371, 2, 3	Computer programming, prepackaged software, and integrated systems -----	32	33 489	14 281	3 369	512
7371	Computer programming services -----	20	2 283	1 174	271	48
7372	Prepackaged software -----	4	(D)	(D)	(D)	EE
7373	Computer integrated systems -----	8	(D)	(D)	(D)	BB
7374, 5, 6	Data processing services -----	11	11 385	5 197	1 364	199
7374, 5	Computer processing, information retrieval -----	11	11 385	5 197	1 364	199
7374	Computer processing and data preparation and processing services -----	10	(D)	(D)	(D)	CC
7375	Information retrieval services -----	1	(D)	(D)	(D)	AA
7376	Computer facilities management services -----	—	—	—	—	—
7377, 8, 9	Computer rental and leasing, maintenance, and related services, n.e.c. -----	14	3 496	974	244	38
7377	Computer rental and leasing -----	1	(D)	(D)	(D)	AA
7378	Computer maintenance and repair -----	9	3 165	845	214	29
7379	Computer related services, n.e.c. -----	4	(D)	(D)	(D)	AA
7379 pt.	Computer consultants -----	4	(D)	(D)	(D)	AA
7379 pt.	Miscellaneous computer services, n.e.c. -----	—	—	—	—	—
738	Miscellaneous business services -----	134	48 359	14 268	3 320	1 239
7381, 2	Detective agencies and protective services -----	24	5 739	3 489	819	382
7381	Detective, guard, and armored car services -----	19	4 417	2 857	661	355
7381 pt.	Detective agencies and guard services -----	16	(D)	(D)	(D)	EE
7381 pt.	Armored car services -----	3	(D)	(D)	(D)	BB
7382	Security systems services -----	5	1 322	632	158	27
7383	News syndicates -----	2	(D)	(D)	(D)	AA
7384	Photofinishing laboratories* -----	21	16 770	3 561	797	243
7384 pt.	Photofinishing laboratories, except "one-hour" (mini) labs* -----	14	15 318	3 261	729	211
7384 pt.	One-hour (mini) photofinishing* -----	7	1 452	300	68	32
7389	Business services, n.e.c. -----	87	(D)	(D)	(D)	FF
7389 pt.	Sign painting shops -----	7	1 693	395	132	39
7389 pt.	Interior designing -----	6	1 395	147	33	12
7389 pt.	Telephone answering services -----	3	(D)	(D)	(D)	BB
7389 pt.	Other business services -----	71	21 365	6 116	1 410	530
7389 pt.	Water softening and conditioning services -----	12	2 263	533	132	47
7389 pt.	Packaging and labeling services -----	—	—	—	—	—
7389 pt.	Trading stamp services -----	—	—	—	—	—
7389 pt.	Miscellaneous business services -----	59	19 102	5 583	1 278	483
7389 pt.	Convention and trade show services -----	3	435	245	72	15
7389 pt.	Private mail centers -----	8	894	131	29	30
7389 pt.	Miscellaneous business services, n.e.c. -----	48	17 773	5 207	1 177	438
75	Automotive repair, services, and parking -----	454	113 842	23 114	5 432	1 672
751	Automotive rental and leasing, without drivers -----	29	16 503	1 900	448	142
7513	Truck rental and leasing, without drivers -----	13	9 048	722	167	47
7513 pt.	Truck rental, without drivers -----	8	2 619	349	86	33
7513 pt.	Truck leasing, except finance leasing -----	5	6 429	373	81	14
7514, 5	Passenger car rental and leasing -----	16	7 455	1 178	281	95
7514	Passenger car rental -----	15	(D)	(D)	(D)	BB
7515	Passenger car leasing -----	1	(D)	(D)	(D)	AA
7519	Utility trailer and recreational vehicle rental -----	—	—	—	—	—
752	Automobile parking -----	16	2 023	309	77	51
7521 pt.	Parking lots -----	13	(D)	(D)	(D)	BB
7521 pt.	Parking structures -----	3	(D)	(D)	(D)	AA
753	Automotive repair shops -----	360	85 690	17 988	4 262	1 143
7532	Top, body, and upholstery repair shops and paint shops -----	126	29 004	6 754	1 659	395
7532 pt.	Top and body repair shops -----	122	28 465	6 695	1 646	390
7532 pt.	Paint shops -----	4	539	59	13	5
7538	General automotive repair shops -----	161	35 921	6 875	1 621	477
7538 pt.	General automotive repair shops, except diesel -----	139	25 573	4 531	1 051	345
7538 pt.	Diesel repair shops -----	22	10 348	2 344	570	132
7533, 4, 6, 7, 9	Other automotive repair shops -----	73	20 765	4 359	982	271
7533	Automotive exhaust system repair shops -----	13	3 333	811	165	54
7534	Tire retreading and repair shops -----	3	2 882	462	108	36
7536	Automotive glass replacement shops -----	21	6 311	1 325	289	68
7537	Automotive transmission repair shops -----	15	4 577	1 001	246	65
7539	Automotive repair shops, n.e.c. -----	21	3 662	760	174	48
7539 pt.	Radiator repair -----	12	2 080	463	103	31
7539 pt.	Brake, front end, and wheel alignment -----	3	(D)	(D)	(D)	AA
7539 pt.	Automotive electrical and fuel system services -----	5	734	104	26	8
7539 pt.	Carburetor repair shops -----	1	(D)	(D)	(D)	AA
7539 pt.	Automotive electrical repair shops -----	4	(D)	(D)	(D)	AA
7539 pt.	Other automotive repair shops, n.e.c. -----	1	(D)	(D)	(D)	AA
754	Automotive services, except repair -----	49	9 626	2 917	645	336
7542	Carwashes -----	36	6 343	1 989	433	259
7549	Automotive services, except repair and carwashes -----	13	3 283	928	212	77
7549 pt.	Lubrication shops -----	7	1 932	568	132	51
7549 pt.	Other automotive services -----	6	1 351	360	80	26
7549 pt.	Towing services -----	5	(D)	(D)	(D)	AA
7549 pt.	Other automotive services, n.e.c. -----	1	(D)	(D)	(D)	AA

Table 1a. Summary Statistics for Firms Subject to Federal Income Tax for the State: 1992—Con.

[Includes only establishments with payroll. For meaning of abbreviations and symbols, see introductory text. For explanation of terms and comparability of 1987 and 1992 censuses, see appendix A]

SIC code	Kind of business or operation	Establishments (number)	Receipts (\$1,000)	Annual payroll (\$1,000)	First-quarter payroll (\$1,000)	Paid employees for pay period including March 12 (number)
76	Miscellaneous repair services	227	55 329	14 751	3 359	901
762	Electrical repair shops	47	16 850	5 688	1 343	330
7622	Radio and television repair shops	19	5 967	1 791	430	93
7623, 9	Other electrical and electronic repair shops	28	10 883	3 897	913	237
7623	Refrigeration and air-conditioning service and repair shops	5	512	91	17	7
7629	Electrical and electronic repair shops, n.e.c.	23	10 371	3 806	896	230
763	Watch, clock, and jewelry repair	3	215	15	4	3
764	Reupholstery and furniture repair	18	887	253	64	30
769	Miscellaneous repair and related services	159	37 377	8 795	1 948	538
7692	Welding repair	32	8 090	1 924	432	120
7694	Armature rewinding shops	12	3 828	1 042	248	53
7699	Repair shops and related services, n.e.c.	115	25 459	5 829	1 268	365
7699 pt.	Farm machinery and equipment repair	21	3 247	544	120	46
7699 pt.	Lawnmower and other small gasoline engine repair	10	1 160	250	58	19
7699 pt.	Sewer and septic tank cleaning services	9	846	129	21	10
7699 pt.	Other repair and related services, n.e.c.	75	20 206	4 906	1 069	290
78, 79, 84	Amusement and recreation services, including motion pictures and museums	328	88 407	15 021	3 522	2 459
781, 2	Motion picture production, distribution, and services	11	2 132	570	142	39
7812 pt.	Motion picture production, except for television	5	(D)	(D)	(D)	AA
7812 pt.	Motion picture and tape production for television	2	(D)	(D)	(D)	AA
7819	Services allied to motion picture production	2	(D)	(D)	(D)	AA
7822 pt.	Motion picture film and tape distributors	2	(D)	(D)	(D)	AA
7822 pt.	Motion picture film exchanges	—	—	—	—	—
7822 pt.	Video tape wholesalers	2	(D)	(D)	(D)	AA
7822 pt.	Film and tape distribution for television	—	—	—	—	—
7829	Services allied to motion picture distribution	—	—	—	—	—
783	Motion picture theaters	36	11 366	1 385	308	292
7832	Motion picture theaters, except drive-in	35	(D)	(D)	(D)	EE
7833	Drive-in motion picture theaters	1	(D)	(D)	(D)	AA
784	Video tape rental	43	8 578	1 574	369	224
792	Theatrical producers (except motion picture), bands, orchestras, and entertainers	7	572	142	21	29
7922	Theatrical producers (except motion picture) and miscellaneous theatrical services	2	(D)	(D)	(D)	AA
7922 pt.	Producers of live theatrical productions	—	—	—	—	—
7922 pt.	Producers of radio and television shows, except tape producers	—	—	—	—	—
7922 pt.	Artists' and entertainers' managers or agents, concert bureaus, booking agents	2	(D)	(D)	(D)	AA
7922 pt.	Other theatrical services	—	—	—	—	—
7929	Bands, orchestras, actors, and other entertainers and entertainment groups	5	(D)	(D)	(D)	BB
7929 pt.	Dance groups and artists	—	—	—	—	—
7929 pt.	Symphony orchestras, opera companies, and chamber music organizations	—	—	—	—	—
7929 pt.	Other music and entertainment presentations	5	(D)	(D)	(D)	BB
7929 pt.	Other music groups and artists	3	(D)	(D)	(D)	AA
7929 pt.	Other entertainers and entertainment groups	2	(D)	(D)	(D)	AA
793	Bowling centers	51	11 701	2 854	813	544
79 ex. 792, 3, 84	Commercial sports and other amusement and recreation services, including museums	180	54 058	8 496	1 869	1 331
794	Commercial sports	3	(D)	(D)	(D)	AA
7941	Professional sports clubs, managers, promoters	1	(D)	(D)	(D)	AA
7941 pt.	Baseball clubs	—	—	—	—	—
7941 pt.	Football clubs	—	—	—	—	—
7941 pt.	Other professional sports clubs	1	(D)	(D)	(D)	AA
7941 pt.	Managers and promoters	—	—	—	—	—
7948	Racing, including track operation	2	(D)	(D)	(D)	AA
7948 pt.	Auto racetrack operation	1	(D)	(D)	(D)	AA
7948 pt.	Horse racetrack operation	—	—	—	—	—
7948 pt.	Dog racetrack operation	—	—	—	—	—
7948 pt.	Racing stables and racing, n.e.c.	1	(D)	(D)	(D)	AA
79 ex. 792, 3, 4, 84	Other amusement and recreation services, including museums	177	(D)	(D)	(D)	GG
791	Dance studios, schools, and halls	2	(D)	(D)	(D)	AA
7991	Physical fitness facilities	26	2 842	799	189	241
7991 pt.	Physical fitness centers, except gymnasiums and athletic clubs	23	(D)	(D)	(D)	CC
7991 pt.	Gymnasiums and athletic clubs	3	(D)	(D)	(D)	BB
7992	Public golf courses	3	555	54	—	—
7993	Coin-operated amusement devices	13	3 104	746	187	63
7996	Amusement parks	—	—	—	—	—
7997	Membership sports and recreation clubs	27	4 113	1 220	167	112
7999, 84	Amusement and recreation services, including museums, n.e.c.	106	(D)	(D)	(D)	FF
7999 pt.	Concession operators of amusement devices and rides	1	(D)	(D)	(D)	AA
7999 pt.	Carnivals, circuses, and fairs	—	—	—	—	—
7999 pt.	Carnivals and circuses	—	—	—	—	—
7999 pt.	Fairs	—	—	—	—	—
7999 pt., 84	Other recreation and amusements, including museums	105	(D)	(D)	(D)	FF
84	Museums, art galleries, and botanical and zoological gardens	—	—	—	—	—
841	Museums and art galleries	—	—	—	—	—
842	Arboreta and botanical or zoological gardens	—	—	—	—	—
7999 pt.	Roller skating rinks	2	(D)	(D)	(D)	AA
7999 pt.	Ice skating rinks	1	(D)	(D)	(D)	AA
7999 pt.	Other amusement and recreation services, n.e.c.	102	41 500	5 231	1 270	878

Table 1a. Summary Statistics for Firms Subject to Federal Income Tax for the State: 1992—Con.

[Includes only establishments with payroll. For meaning of abbreviations and symbols, see introductory text. For explanation of terms and comparability of 1987 and 1992 censuses, see appendix A]

SIC code	Kind of business or operation	Establishments (number)	Receipts (\$1,000)	Annual payroll (\$1,000)	First-quarter payroll (\$1,000)	Paid employees for pay period including March 12 (number)
80	Health services	775	627 768	303 774	63 289	9 140
801	Offices and clinics of doctors of medicine	243	422 058	226 969	47 321	5 100
8011 pt.	Offices of doctors of medicine	238	415 021	225 584	46 987	5 031
8011 pt.	General medical clinics	5	7 037	1 385	334	69
802	Offices and clinics of dentists	250	70 632	24 475	5 300	1 238
8021 pt.	Offices of dentists	248	(D)	(D)	(D)	GG
8021 pt.	Dental clinics	2	(D)	(D)	(D)	AA
803	Offices and clinics of doctors of osteopathy	2	(D)	(D)	(D)	AA
8031 pt.	Offices of osteopathic physicians	2	(D)	(D)	(D)	AA
8031 pt.	Osteopathic clinics	—	—	—	—	—
804	Offices and clinics of other health practitioners	192	44 552	14 019	2 966	748
8041	Offices and clinics of chiropractors	90	14 992	4 163	789	230
8042	Offices and clinics of optometrists	64	21 635	6 177	1 394	333
8043	Offices and clinics of podiatrists	7	1 382	424	89	26
8049	Offices and clinics of health practitioners, n.e.c.	31	6 543	3 255	694	159
805	Nursing and personal care facilities	28	24 429	12 197	2 781	1 085
8051	Skilled nursing care facilities	9	(D)	(D)	(D)	FF
8052	Intermediate care facilities	16	(D)	(D)	(D)	CC
8059	Nursing and personal care facilities, n.e.c.	3	(D)	(D)	(D)	BB
806	Hospitals	1	(D)	(D)	(D)	AA
8062	General medical and surgical hospitals	1	(D)	(D)	(D)	AA
8063, 9	Specialty hospitals	—	—	—	—	—
8063	Psychiatric hospitals	—	—	—	—	—
8069	Specialty hospitals, except psychiatric	—	—	—	—	—
807, 8, 9	Other health services	59	(D)	(D)	(D)	FF
807	Medical and dental laboratories	28	27 795	10 297	2 138	309
8071	Medical laboratories	16	22 157	7 190	1 371	170
8072	Dental laboratories	12	5 638	3 107	767	139
808	Home health care services	15	8 612	4 263	1 058	409
809	Miscellaneous health and allied services, n.e.c.	16	(D)	(D)	(D)	CC
8092	Kidney dialysis centers	—	—	—	—	—
8093	Specialty outpatient facilities, n.e.c.	10	12 525	7 147	1 602	205
8099	Health and allied services, n.e.c.	6	(D)	(D)	(D)	BB
81	Legal services	335	91 586	40 283	9 758	1 420
823, 4, 9	Selected educational services	13	5 701	2 189	538	145
823	Libraries	1	(D)	(D)	(D)	AA
824	Vocational schools	5	(D)	(D)	(D)	CC
8243	Data processing schools	—	—	—	—	—
8244	Business and secretarial schools	4	(D)	(D)	(D)	BB
8249	Vocational schools, n.e.c.	1	(D)	(D)	(D)	AA
829	Schools and educational services, n.e.c.	7	(D)	(D)	(D)	BB
83	Social services	203	17 833	7 359	1 767	1 112
835	Child day care services	146	9 012	3 884	935	655
832, 3, 6, 9	Other social services	57	8 821	3 475	832	457
832	Individual and family social services	18	2 091	951	213	90
833	Job training and vocational rehabilitation services	8	1 228	502	145	34
836	Residential care	21	4 900	1 891	432	240
839	Social services, n.e.c.	10	602	131	42	93
87 ex. 8733	Engineering, accounting, research, management, and related services (except noncommercial research organizations)	424	139 700	63 469	15 257	2 623
871	Engineering, architectural, and surveying services	111	51 795	24 191	5 577	804
8711	Engineering services	65	36 708	18 370	4 382	584
8712	Architectural services	34	13 179	5 157	1 059	172
8713	Surveying services	12	1 908	664	136	48
872	Accounting, auditing, and bookkeeping services	191	46 579	19 493	4 848	952
873 ex. 8733	Research, development, and testing services (except noncommercial research organizations)	30	10 446	4 006	747	293
8731	Commercial physical and biological research	7	(D)	(D)	(D)	BB
8731 pt.	Commercial physical research	5	(D)	(D)	(D)	AA
8731 pt.	Commercial medical and biological research	2	(D)	(D)	(D)	BB
8732	Commercial economic, sociological, and educational research	3	(D)	(D)	(D)	CC
8734	Testing laboratories	20	6 695	2 806	543	138
874	Management and public relations services	92	30 880	15 779	4 085	574
8741	Management services	26	16 101	8 772	2 324	300
8742	Management consulting services	47	7 015	2 937	722	138
8743	Public relations services	5	(D)	(D)	(D)	AA
8744	Facilities support management services	2	(D)	(D)	(D)	CC
8748	Business consulting services, n.e.c.	12	(D)	(D)	(D)	AA
89	Services, n.e.c.	15	7 256	2 350	537	111
8999 pt.	Scientific and related consulting services, except environmental	2	(D)	(D)	(D)	AA
8999 pt.	Other services	13	(D)	(D)	(D)	CC
8999 pt.	Environmental consulting	5	(D)	(D)	(D)	BB
8999 pt.	Authors, composers, and other arts-related services	1	(D)	(D)	(D)	AA
8999 pt.	Other services, n.e.c.	7	(D)	(D)	(D)	BB

Table 1b. Summary Statistics for Firms Exempt From Federal Income Tax for the State: 1992

[Includes only establishments with payroll. For meaning of abbreviations and symbols, see introductory text. For explanation of terms and comparability of 1987 and 1992 censuses, see appendix A]

SIC code	Kind of business or operation	Establishments (number)	Revenue (\$1,000)	Annual payroll (\$1,000)	First-quarter payroll (\$1,000)	Paid employees for pay period including March 12 (number)
	Total	1 110	1 312 270	584 752	144 675	36 727
7032, 704	Camps and membership lodging	30	2 725	509	122	103
7032	Sporting and recreational camps	5	901	319	67	54
704	Organization hotels and lodging houses, on membership basis	25	1 824	190	55	49
792, 7991 pt., 7997, 7999 pt., 84	Selected amusement, recreation, and related services	91	22 586	5 910	1 131	728
792	Theatrical producers (except motion picture), bands, orchestras, and entertainers	10	1 905	1 079	272	105
7922	Theatrical producers (except motion picture) and miscellaneous theatrical services	8	(D)	(D)	(D)	BB
7922 pt.	Producers of live theatrical productions	7	1 467	881	222	74
7922 pt.	Producers of radio and television shows, except tape	1	—	—	—	—
7922 pt.	Artists' and entertainers' managers or agents, concert bureaus, booking agents	—	—	—	—	—
7922 pt.	Other theatrical services	1	(D)	(D)	(D)	AA
7929	Bands, orchestras, actors, and other entertainers and entertainment groups	2	(D)	(D)	(D)	BB
7929 pt.	Dance groups and artists	—	—	—	—	—
7929 pt.	Symphony orchestras, opera companies, and chamber music organizations	1	(D)	(D)	(D)	BB
7929 pt.	Other music groups and artists	1	(D)	(D)	(D)	AA
7929 pt.	Other entertainers and entertainment groups	—	—	—	—	—
7991 pt., 7997	Gymnasiums, athletic clubs, and membership sports and recreation clubs	51	10 738	3 520	587	414
7991 pt.	Gymnasiums and athletic clubs	—	—	—	—	—
7997	Membership sports and recreation clubs	51	10 738	3 520	587	414
7999 pt.	Fairs	8	5 165	519	111	148
84	Museums, art galleries, and botanical and zoological gardens	22	4 778	792	161	61
841	Museums and art galleries	19	(D)	(D)	(D)	BB
842	Arboreta and botanical or zoological gardens	3	(D)	(D)	(D)	AA
8011 pt.; 8021 pt.; 805, 6, 8, 9	Selected health services	176	1 023 866	484 408	120 582	25 414
8011 pt., 8021 pt.	Clinics of doctors of medicine and dentists	9	5 045	2 691	651	91
8011 pt.	General medical clinics	9	5 045	2 691	651	91
8021 pt.	Dental clinics	—	—	—	—	—
805	Nursing and personal care facilities	99	165 980	90 893	21 268	7 723
8051	Skilled nursing care facilities	61	147 291	82 367	19 213	6 729
8052	Intermediate care facilities	34	15 709	7 489	1 795	869
8059	Nursing and personal care facilities, n.e.c.	4	2 980	1 037	260	125
806	Hospitals	56	843 084	387 804	97 832	17 409
8062	General medical and surgical hospitals	52	800 852	357 528	90 529	16 199
8062 pt.	General medical and surgical hospitals, nongovernment	47	694 815	292 265	74 623	14 387
8062 pt.	General medical and surgical hospitals, government	5	106 037	65 263	15 906	1 812
8063, 9	Specialty hospitals	4	42 232	30 276	7 303	1 210
8063	Psychiatric hospitals	1	(D)	(D)	(D)	FF
8063 pt.	Psychiatric hospitals, nongovernment	—	—	—	—	—
8063 pt.	Psychiatric hospitals, government	1	(D)	(D)	(D)	FF
8069	Specialty hospitals, except psychiatric	3	(D)	(D)	(D)	EE
8069 pt.	Specialty hospitals, except psychiatric; nongovernment	2	(D)	(D)	(D)	CC
8069 pt.	Specialty hospitals, except psychiatric; government	1	(D)	(D)	(D)	EE
808, 9	Other health services	12	9 757	3 020	831	191
808	Home health care services	8	(D)	(D)	(D)	CC
809	Miscellaneous health and allied services, n.e.c.	4	(D)	(D)	(D)	BB
8092	Kidney dialysis centers	—	—	—	—	—
8093	Specialty outpatient facilities, n.e.c.	2	(D)	(D)	(D)	AA
8099	Health and allied services, n.e.c.	2	(D)	(D)	(D)	BB
8111 pt.	Legal aid societies and similar legal services	7	1 320	817	201	35
823, 4, 9	Selected educational services	14	12 297	2 410	521	120
823	Libraries	—	—	—	—	—
824	Vocational schools	2	(D)	(D)	(D)	BB
8243	Data processing schools	—	—	—	—	—
8244	Business and secretarial schools	—	—	—	—	—
8249	Vocational schools, n.e.c.	2	(D)	(D)	(D)	BB
829	Schools and educational services, n.e.c.	12	(D)	(D)	(D)	BB
83	Social services	335	132 779	56 344	13 480	6 350
835	Child day care services	36	5 138	2 901	718	453
832, 3, 6, 9	Other social services	299	127 641	53 443	12 762	5 897
832	Individual and family social services	137	47 500	20 065	4 868	2 401
833	Job training and vocational rehabilitation services	22	16 996	10 242	2 394	1 535
836	Residential care	59	30 040	14 654	3 471	1 229
839	Social services, n.e.c.	81	33 105	8 482	2 029	732
861, 2, 4, 9	Selected membership organizations	440	108 096	30 940	7 775	3 875
861	Business associations	83	24 911	6 998	1 766	344
864	Civic, social, and fraternal associations	257	61 578	17 744	4 476	3 118
862, 9	Other membership organizations	100	21 607	6 198	1 533	413
862	Professional membership organizations	26	7 810	2 652	673	117
869	Membership organizations, n.e.c.	74	13 797	3 546	860	296

Table 1b. Summary Statistics for Firms Exempt From Federal Income Tax for the State: 1992—Con.

[Includes only establishments with payroll. For meaning of abbreviations and symbols, see introductory text. For explanation of terms and comparability of 1987 and 1992 censuses, see appendix A]

SIC code	Kind of business or operation	Establishments (number)	Revenue (\$1,000)	Annual payroll (\$1,000)	First-quarter payroll (\$1,000)	Paid employees for pay period including March 12 (number)
873, 4 ex. 8744	Research, testing, and consulting services, except facilities support management services	17	8 601	3 414	863	102
873	Research, development, and testing services	6	1 872	759	191	41
8731	Commercial physical and biological research	—	—	—	—	—
8732	Commercial economic, sociological, and educational research	1	(D)	(D)	(D)	AA
8733	Noncommercial research organizations	5	(D)	(D)	(D)	BB
8734	Testing laboratories	—	—	—	—	—
874 ex. 8744	Management and public relations services, except facilities support management services	11	6 729	2 655	672	61
8741	Management services	5	(D)	(D)	(D)	BB
8742	Management consulting services	3	(D)	(D)	(D)	AA
8743	Public relations services	—	—	—	—	—
8748	Business consulting services, n.e.c.	3	1 541	310	70	9

Table 2a. Selected Ratios for Firms Subject to Federal Income Tax for the State: 1992

[Includes only establishments with payroll. For meaning of abbreviations and symbols, see introductory text. For explanation of terms and comparability of 1987 and 1992 censuses, see appendix A]

SIC code	Kind of business or operation	Receipts		Annual payroll per employee ¹ (dollars)	Employees per establishment ¹ (number)
		Per establishment (dollars)	Per employee ¹ (dollars)		
	Total	373 303	48 372	18 905	8
70 ex. 704	Hotels, rooming houses, camps, and other lodging places (except membership lodging)	512 796	26 477	7 077	19
7011	Hotels and motels	542 445	26 323	7 080	21
7011 pt.	Hotels	934 899	24 297	6 700	38
7011 pt.	Hotels, 25 guestrooms or more	1 246 280	24 059	6 705	52
7011 pt.	Hotels, less than 25 guestrooms	115 474	33 754	6 492	3
7011 pt.	Motels, motor hotels, and tourist courts	373 200	28 930	7 569	13
7011 pt.	Motels, tourist courts	235 941	31 003	6 755	8
7011 pt.	Motor hotels	1 151 000	26 845	8 388	43
702, 3	Other lodging places	88 438	54 423	6 500	2
702	Rooming and boarding houses	86 000	21 500	3 875	4
703	Camps and recreational vehicle parks	89 250	107 100	10 700	1
72	Personal services	148 568	32 239	10 637	5
721	Laundry, cleaning, and garment services	249 034	34 379	12 377	7
7211	Power laundries, family and commercial*	422 286	36 049	14 622	12
7213	Linen supply*	(D)	(D)	(D)	(D)
7215	Coin-operated laundries and drycleaning	(D)	(D)	(D)	(D)
7216	Drycleaning plants, except rug cleaning*	230 000	26 710	11 229	9
7217	Carpet and upholstery cleaning	83 829	25 077	6 188	3
7218	Industrial laundriers*	(D)	(D)	(D)	(D)
7212, 9	Other laundry, cleaning, and garment services*	(D)	(D)	(D)	(D)
7212	Garment pressing, and agents for laundries and drycleaners	(D)	(D)	(D)	(D)
7219	Laundry and garment services, n.e.c.*	(D)	(D)	(D)	(D)
722	Photographic studios, portrait	156 788	60 843	10 858	3
723, 4	Beauty and barber shops	90 163	22 121	9 213	4
723	Beauty shops	90 861	22 085	9 161	4
724	Barber shops	65 100	24 111	12 037	3
725	Shoe repair shops and shoeshine parlors	85 700	30 607	7 607	3
726	Funeral service and crematories	341 294	92 095	22 079	4
729	Miscellaneous personal services	106 696	19 512	5 576	5
7291	Tax return preparation services	69 523	11 765	4 400	6
7299	Miscellaneous personal services, n.e.c.	153 429	31 221	7 355	5
73	Business services	394 261	39 544	15 049	10
731	Advertising	289 143	49 366	25 201	6
7311	Advertising agencies	332 318	48 740	26 747	7
7312	Outdoor advertising services	(D)	(D)	(D)	(D)
7313	Radio, television, publishers' advertising representatives	—	—	—	—
7319	Advertising, n.e.c.	(D)	(D)	(D)	(D)
732	Consumer credit reporting agencies, mercantile reporting agencies, and adjustment and collection agencies	320 774	43 235	14 926	7
7322	Adjustment and collection services	261 880	38 512	15 435	7
7323	Credit reporting services	566 167	56 617	13 483	10
733	Mailing, reproduction, commercial art and photography, and stenographic services	209 419	44 579	11 386	5
7331	Direct mail advertising services	(D)	(D)	(D)	(D)
7334	Photocopying and duplicating services	278 400	36 632	12 000	8
7335, 6	Commercial photography, art, and graphics	181 875	69 286	12 929	3
7335	Commercial photography	70 000	56 000	9 000	1
7336	Commercial art and graphic design	219 167	71 081	13 459	3
7338	Secretarial and court reporting services	(D)	(D)	(D)	(D)
734	Services to dwellings and other buildings	210 864	21 361	9 843	10
7342	Disinfecting and pest control services	(D)	(D)	(D)	(D)
7349	Building cleaning and maintenance services, n.e.c.	(D)	(D)	(D)	(D)

See footnotes at end of table.

Table 2a. **Selected Ratios for Firms Subject to Federal Income Tax for the State: 1992** — Con.

[Includes only establishments with payroll. For meaning of abbreviations and symbols, see introductory text. For explanation of terms and comparability of 1987 and 1992 censuses, see appendix A]

SIC code	Kind of business or operation	Receipts		Annual payroll per employee ¹ (dollars)	Employees per establishment ¹ (number)
		Per establishment (dollars)	Per employee ¹ (dollars)		
73	Business services—Con.				
735	Miscellaneous equipment rental and leasing -----	601 796	94 194	21 330	6
7352	Medical equipment rental and leasing -----	817 444	74 313	17 465	11
7353	Heavy construction equipment rental and leasing -----	324 500	64 900	25 000	5
7359	Equipment rental and leasing, n.e.c. -----	581 512	105 496	22 699	6
736	Personnel supply services -----	576 808	18 676	13 699	31
7361	Employment agencies -----	56 300	25 591	9 182	2
7363	Help supply services -----	902 125	18 481	13 826	49
7363 pt.	Temporary help supply -----	(D)	(D)	(D)	(D)
7363 pt.	Help supply, except temporary -----	(D)	(D)	(D)	(D)
737	Computer programming, data processing, and other computer related services -----	848 596	64 579	27 306	13
7371, 2, 3	Computer programming, prepackaged software, and integrated systems -----	1 046 531	65 408	27 893	16
7371	Computer programming services -----	114 150	47 563	24 458	2
7372	Prepackaged software -----	(D)	(D)	(D)	(D)
7373	Computer integrated systems -----	(D)	(D)	(D)	(D)
7374, 5, 6	Data processing services -----	1 035 000	57 211	26 116	18
7374, 5	Computer processing, information retrieval -----	1 035 000	57 211	26 116	18
7376	Computer facilities management services -----	—	—	—	—
7377, 8, 9	Computer rental and leasing, maintenance, and related services, n.e.c. -----	249 714	92 000	25 632	3
7377	Computer rental and leasing -----	(D)	(D)	(D)	(D)
7378	Computer maintenance and repair -----	351 667	109 138	29 138	3
7379	Computer related services, n.e.c. -----	(D)	(D)	(D)	(D)
738	Miscellaneous business services -----	360 888	39 031	11 516	9
7381, 2	Detective agencies and protective services -----	239 125	15 024	9 134	16
7381	Detective, guard, and armored car services -----	232 474	12 442	8 048	19
7382	Security systems services -----	264 400	48 963	23 407	5
7383	News syndicates -----	(D)	(D)	(D)	(D)
7384	Photofinishing laboratories* -----	798 571	69 012	14 654	12
7389	Business services, n.e.c. -----	(D)	(D)	(D)	(D)
7389 pt.	Sign painting shops -----	241 857	43 410	10 128	2
7389 pt.	Interior designing -----	232 500	116 250	12 250	6
7389 pt.	Telephone answering services -----	(D)	(D)	(D)	(D)
7389 pt.	Other business services -----	300 915	40 311	11 540	7
75	Automotive repair, services, and parking -----	250 753	68 087	13 824	4
751	Automotive rental and leasing, without drivers -----	569 069	116 218	13 380	5
7513	Truck rental and leasing, without drivers -----	696 000	192 511	15 362	4
7514, 5	Passenger car rental and leasing -----	465 938	78 474	12 400	6
7514	Passenger car rental -----	(D)	(D)	(D)	(D)
7515	Passenger car leasing -----	(D)	(D)	(D)	(D)
7519	Utility trailer and recreational vehicle rental -----	—	—	—	—
752	Automobile parking -----	126 438	39 667	6 059	3
753	Automotive repair shops -----	238 028	74 969	15 738	3
7532	Top, body, and upholstery repair shops and paint shops -----	230 190	73 428	17 099	3
7532 pt.	Top and body repair shops -----	233 320	72 987	17 167	3
7532 pt.	Paint shops -----	134 750	107 800	11 800	1
7538	General automotive repair shops -----	223 112	75 306	14 413	3
7538 pt.	General automotive repair shops, except diesel -----	183 978	74 125	13 133	2
7538 pt.	Diesel repair shops -----	470 364	78 394	17 758	6
7533, 4, 6, 7, 9	Other automotive repair shops -----	284 452	76 624	16 085	4
7533	Automotive exhaust system repair shops -----	256 385	61 722	15 019	4
7534	Tire retreading and repair shops -----	960 667	80 056	12 833	12
7536	Automotive glass replacement shops -----	300 524	92 809	19 485	3
7537	Automotive transmission repair shops -----	305 133	70 415	15 400	4
7539	Automotive repair shops, n.e.c. -----	174 381	76 292	15 833	2
7539 pt.	Radiator repair -----	173 333	67 097	14 935	3
7539 pt.	Brake, front end, and wheel alignment -----	(D)	(D)	(D)	(D)
7539 pt.	Automotive electrical and fuel system services -----	146 800	91 750	13 000	2
7539 pt.	Other automotive repair shops, n.e.c. -----	(D)	(D)	(D)	(D)
754	Automotive services, except repair -----	196 449	28 649	8 682	7
7542	Carwashes -----	176 194	24 490	7 680	7
7549	Automotive services, except repair and carwashes -----	252 538	42 636	12 052	6
76	Miscellaneous repair services -----	243 740	61 408	16 372	4
762	Electrical repair shops -----	358 511	51 061	17 236	7
7622	Radio and television repair shops -----	314 053	64 161	19 258	5
7623, 9	Other electrical and electronic repair shops -----	388 679	45 920	16 443	8
7623	Refrigeration and air-conditioning service and repair shops -----	102 400	73 143	13 000	1
7629	Electrical and electronic repair shops, n.e.c. -----	450 913	45 091	16 548	10
763	Watch, clock, and jewelry repair -----	71 667	71 667	5 000	1
764	Reupholstery and furniture repair -----	49 278	29 567	8 433	2
769	Miscellaneous repair and related services -----	235 075	69 474	16 348	3
7692	Welding repair -----	252 813	67 417	16 033	4
7694	Armature rewinding shops -----	319 000	72 226	19 660	4
7699	Repair shops and related services, n.e.c. -----	221 383	69 751	15 970	3
78, 79, 84	Amusement and recreation services, including motion pictures and museums -----	269 534	35 952	6 109	7
781, 2	Motion picture production, distribution, and services -----	193 818	54 667	14 615	4
783	Motion picture theaters -----	315 722	38 925	4 743	8
7832	Motion picture theaters, except drive-in -----	(D)	(D)	(D)	(D)
7833	Drive-in motion picture theaters -----	(D)	(D)	(D)	(D)
784	Video tape rental -----	199 488	38 295	7 027	5

See footnotes at end of table.

SERVICE INDUSTRIES—GEOGRAPHIC AREA SERIES

NORTH DAKOTA ND-13

Table 2a. Selected Ratios for Firms Subject to Federal Income Tax for the State: 1992 — Con.

[Includes only establishments with payroll. For meaning of abbreviations and symbols, see introductory text. For explanation of terms and comparability of 1987 and 1992 censuses, see appendix A]

SIC code	Kind of business or operation	Receipts		Annual payroll per employee ¹ (dollars)	Employees per establishment ¹ (number)
		Per establishment (dollars)	Per employee ¹ (dollars)		
78, 79, 84	Amusement and recreation services, including motion pictures and museums—Con.				
792	Theatrical producers (except motion picture), bands, orchestras, and entertainers -----	81 714	19 724	4 897	4
7922	Theatrical producers (except motion picture) and miscellaneous theatrical services -----	(D)	(D)	(D)	(D)
7929	Bands, orchestras, actors, and other entertainers and entertainment groups -----	(D)	(D)	(D)	(D)
793	Bowling centers -----	229 431	21 509	5 246	11
79 ex. 792, 3, 84	Commercial sports and other amusement and recreation services, including museums -----	300 322	40 615	6 383	7
794	Commercial sports -----	(D)	(D)	(D)	(D)
7941	Professional sports clubs, managers, promoters -----	(D)	(D)	(D)	(D)
7948	Racing, including track operation -----	(D)	(D)	(D)	(D)
79 ex. 792, 3, 4; 84	Other amusement and recreation services, including museums -----	(D)	(D)	(D)	(D)
791	Dance studios, schools, and halls -----	(D)	(D)	(D)	(D)
7991	Physical fitness facilities -----	109 308	11 793	3 315	9
7992	Public golf courses -----	185 000	—	—	—
7993	Coin-operated amusement devices -----	238 769	49 270	11 841	5
7996	Amusement parks -----	—	—	—	—
7997	Membership sports and recreation clubs -----	152 333	36 723	10 893	4
7999, 84	Amusement and recreation services, including museums, n.e.c. -----	(D)	(D)	(D)	(D)
7999 pt.	Concession operators of amusement devices and rides -----	(D)	(D)	(D)	(D)
7999 pt.	Carnivals, circuses, and fairs -----	—	—	—	—
7999 pt., 84	Other recreation and amusements, including museums -----	(D)	(D)	(D)	(D)
80	Health services -----	810 023	68 684	33 236	12
801	Offices and clinics of doctors of medicine -----	1 736 864	82 756	44 504	21
8011 pt.	Offices of doctors of medicine -----	1 743 786	82 493	44 839	21
8011 pt.	General medical clinics -----	1 407 400	101 986	20 072	14
802	Offices and clinics of dentists -----	282 528	57 053	19 770	5
803	Offices and clinics of doctors of osteopathy -----	(D)	(D)	(D)	(D)
804	Offices and clinics of other health practitioners -----	232 042	59 561	18 742	4
8041	Offices and clinics of chiropractors -----	166 578	65 183	18 100	3
8042	Offices and clinics of optometrists -----	338 047	64 970	18 550	5
8043	Offices and clinics of podiatrists -----	197 429	53 154	16 308	4
8049	Offices and clinics of health practitioners, n.e.c. -----	211 065	41 151	20 472	5
805	Nursing and personal care facilities -----	872 464	22 515	11 241	39
8051	Skilled nursing care facilities -----	(D)	(D)	(D)	(D)
8052	Intermediate care facilities -----	(D)	(D)	(D)	(D)
8059	Nursing and personal care facilities, n.e.c. -----	(D)	(D)	(D)	(D)
806	Hospitals -----	(D)	(D)	(D)	(D)
8062	General medical and surgical hospitals -----	(D)	(D)	(D)	(D)
8063, 9	Specialty hospitals -----	—	—	—	—
807, 8, 9	Other health services -----	(D)	(D)	(D)	(D)
807	Medical and dental laboratories -----	992 679	89 951	33 324	11
8071	Medical laboratories -----	1 384 813	130 335	42 294	11
8072	Dental laboratories -----	469 833	40 561	22 353	12
808	Home health care services -----	574 133	21 056	10 423	27
809	Miscellaneous health and allied services, n.e.c. -----	(D)	(D)	(D)	(D)
8092	Kidney dialysis centers -----	—	—	—	—
8093	Specialty outpatient facilities, n.e.c. -----	1 252 500	61 098	34 863	21
8099	Health and allied services, n.e.c. -----	(D)	(D)	(D)	(D)
81	Legal services -----	273 391	64 497	28 368	4
823, 4, 9	Selected educational services -----	438 538	39 317	15 097	11
823	Libraries -----	(D)	(D)	(D)	(D)
824	Vocational schools -----	(D)	(D)	(D)	(D)
829	Schools and educational services, n.e.c. -----	(D)	(D)	(D)	(D)
83	Social services -----	87 847	16 037	6 618	5
835	Child day care services -----	61 726	13 759	5 930	4
832, 3, 6, 9	Other social services -----	154 754	19 302	7 604	8
87 ex. 8733	Engineering, accounting, research, management, and related services (except noncommercial research organizations) -----	329 481	53 260	24 197	6
871	Engineering, architectural, and surveying services -----	466 622	64 422	30 088	7
8711	Engineering services -----	564 738	62 856	31 455	9
8712	Architectural services -----	387 618	76 622	29 983	5
8713	Surveying services -----	159 000	39 750	13 833	4
872	Accounting, auditing, and bookkeeping services -----	243 869	48 928	20 476	5
873 ex. 8733	Research, development, and testing services (except noncommercial research organizations) -----	348 200	35 652	13 672	10
8731	Commercial physical and biological research -----	(D)	(D)	(D)	(D)
8732	Commercial economic, sociological, and educational research -----	(D)	(D)	(D)	(D)
8734	Testing laboratories -----	334 750	48 514	20 333	7
874	Management and public relations services -----	335 652	53 798	27 490	6
8741	Management services -----	619 269	53 670	29 240	12
8742	Management consulting services -----	149 255	50 833	21 283	3
8743	Public relations services -----	(D)	(D)	(D)	(D)
8744	Facilities support management services -----	(D)	(D)	(D)	(D)
8748	Business consulting services, n.e.c. -----	(D)	(D)	(D)	(D)
89	Services, n.e.c. -----	483 733	65 369	21 171	7

¹Based on number of employees for pay period including March 12.

Table 2b. Selected Ratios for Firms Exempt From Federal Income Tax for the State: 1992

[Includes only establishments with payroll. For meaning of abbreviations and symbols, see introductory text. For explanation of terms and comparability of 1987 and 1992 censuses, see appendix A]

SIC code	Kind of business or operation	Revenue		Expenses		Annual payroll per employee ¹ (dollars)	Employees per establishment ¹ (number)
		Per establishment (dollars)	Per employee ¹ (dollars)	Per establishment (dollars)	Per employee ¹ (dollars)		
	Total	1 182 225	35 730	1 131 472	34 196	15 922	33
7032, 704	Camps and membership lodging	90 833	26 456	90 367	26 320	4 942	3
792, 7991 pt., 7997, 7999 pt., 84	Selected amusement, recreation, and related services	248 198	31 025	213 758	26 720	8 118	8
8011 pt.; 8021 pt.; 805, 6, 8, 9	Selected health services	5 817 420	40 287	5 613 472	38 875	19 061	144
8011 pt., 8021 pt., 805	Clinics of doctors of medicine and dentists	560 556	55 440	551 000	54 495	29 571	10
	Nursing and personal care facilities	1 676 566	21 492	1 621 475	20 785	11 769	78
806	Hospitals	15 055 071	48 428	14 537 821	46 764	22 276	311
8062	General medical and surgical hospitals	15 401 000	49 438	14 873 346	47 745	22 071	312
8063, 9	Specialty hospitals	10 558 000	34 902	10 176 000	33 640	25 021	303
808, 9	Other health services	813 083	51 084	697 333	43 812	15 812	16
8111 pt.	Legal aid societies and similar legal services	188 571	37 714	195 429	39 086	23 343	5
823, 4, 9	Selected educational services	878 357	102 475	858 286	100 133	20 083	9
83	Social services	396 355	20 910	366 749	19 348	8 873	19
835	Child day care services	142 722	11 342	143 944	11 439	6 404	13
832, 3, 6, 9	Other social services	426 893	21 645	393 575	19 956	9 063	20
832	Individual and family social services	346 715	19 783	324 891	18 538	8 357	18
833	Job training and vocational rehabilitation services	772 545	11 072	779 091	11 166	6 672	70
836	Residential care	509 153	24 443	480 644	23 074	11 924	21
839	Social services, n.e.c.	408 704	45 225	341 617	37 802	11 587	9
861, 2, 4, 9	Selected membership organizations	245 673	27 896	230 041	26 121	7 985	9
861	Business associations	300 133	72 416	279 916	67 538	20 343	4
864	Civic, social, and fraternal associations	239 603	19 749	228 825	18 861	5 691	12
862, 9	Other membership organizations	216 070	52 317	191 770	46 433	15 007	4
873, 4 ex. 8744	Research, testing, and consulting services, except facilities support management services	505 941	84 324	490 412	81 735	33 471	6
873	Research, development, and testing services	312 000	45 659	296 833	43 439	18 512	7
874 ex. 8744	Management and public relations services, except facilities support management services	611 727	110 311	596 000	107 475	43 525	6

¹Based on number of employees for pay period including March 12.

Table 3a. Comparative Statistics for Firms Subject to Federal Income Tax for the State: 1992 and 1987

[Includes only establishments with payroll. For meaning of abbreviations and symbols, see introductory text. For explanation of terms and comparability of 1987 and 1992 censuses, see appendix A]

SIC code	Kind of business or operation	Establishments		Receipts			Annual payroll			Paid employees for pay period including March 12	
		1992 (number)	1987 (number)	1992 (\$1,000)	1987 (\$1,000)	Percent change 1987 to 1992	1992 (\$1,000)	1987 (\$1,000)	Percent change 1987 to 1992	1992 (number)	1987 (number)
	Total	4 221	3 881	1 575 711	1 090 352	44.5	615 827	419 379	46.8	32 575	27 753
70 ex. 704	Hotels, rooming houses, camps, and other lodging places (except membership lodging)	245	229	125 635	96 491	30.2	33 580	24 911	34.8	4 745	4 157
7011	Hotels and motels	229	216	124 220	94 971	30.8	33 411	24 756	35.0	4 719	4 122
7011 pt.	Hotels	69	63	64 508	48 884	32.0	17 789	13 322	33.5	2 655	2 262
7011 pt.	Hotels, 25 guestrooms or more	50	42	62 314	47 607	30.9	17 367	13 106	32.5	2 590	2 206
7011 pt.	Hotels, less than 25 guestrooms	19	21	2 194	1 277	71.8	422	216	95.4	65	56
7011 pt.	Motels, motor hotels, and tourist courts	160	153	59 712	46 087	29.6	15 622	11 434	36.6	2 064	1 860
7011 pt.	Motels, tourist courts	136	134	32 088	25 234	27.2	6 991	5 298	32.0	1 035	953
7011 pt.	Motor hotels	24	19	27 624	20 853	32.5	8 631	6 136	40.7	1 029	907
702, 3	Other lodging places	16	13	1 415	1 520	-6.9	169	155	9.0	26	35
702	Rooming and boarding houses	4	4	344	248	38.7	62	33	87.9	16	10
703	Camps and recreational vehicle parks	12	9	1 071	1 272	-15.8	107	122	-12.3	10	25

Table 3a. Comparative Statistics for Firms Subject to Federal Income Tax for the State: 1992 and 1987 — Con.

[Includes only establishments with payroll. For meaning of abbreviations and symbols, see introductory text. For explanation of terms and comparability of 1987 and 1992 censuses, see appendix A]

SIC code	Kind of business or operation	Establishments		Receipts			Annual payroll			Paid employees for pay period including March 12	
		1992 (number)	1987 (number)	1992 (\$1,000)	1987 (\$1,000)	Percent change 1987 to 1992	1992 (\$1,000)	1987 (\$1,000)	Percent change 1987 to 1992	1992 (number)	1987 (number)
72	Personal services -----	697	709	103 552	82 784	25.1	34 166	27 522	24.1	3 212	3 079
721	Laundry, cleaning, and garment services ----	119	120	29 635	23 876	24.1	10 669	8 293	28.7	862	853
7211	Power laundries, family and commercial* --	7	10	2 956	2 555	15.7	1 199	1 082	10.8	82	159
7213	Linen supply* -----	4	7	(D)	8 849	(D)	(D)	3 349	(D)	CC	191
7215	Coin-operated laundries and drycleaning ----	26	23	(D)	1 615	(D)	(D)	348	(D)	BB	77
7216	Drycleaning plants, except rug cleaning* ---	36	40	8 280	6 269	32.1	3 481	2 154	61.6	310	268
7217	Carpet and upholstery cleaning -----	35	29	2 934	1 896	54.7	724	460	57.4	117	65
7218	Industrial laundries* -----	2	1	(D)	(D)	(D)	(D)	(D)	(D)	BB	BB
7212, 9	Other laundry, cleaning, and garment services* -----	9	10	(D)	(D)	(D)	(D)	(D)	(D)	AA	BB
722	Photographic studios, portrait -----	52	45	8 153	5 898	38.2	1 455	1 149	26.6	134	111
723, 4	Beauty and barber shops -----	369	385	33 270	27 050	23.0	13 856	11 395	21.6	1 504	1 436
723	Beauty shops -----	359	366	32 619	25 688	27.0	13 531	10 777	25.6	1 477	1 379
724	Barber shops -----	10	19	651	1 362	-52.2	325	618	-47.4	27	57
725	Shoe repair shops and shoeshine parlors ----	10	11	857	859	-2	213	288	-26.0	28	28
726	Funeral service and crematories -----	68	69	23 208	17 084	35.8	5 564	3 986	39.6	252	254
729	Miscellaneous personal services -----	79	79	8 429	8 017	5.1	2 409	2 411	-.1	432	397
7291	Tax return preparation services -----	44	42	3 059	3 054	.2	1 144	1 100	4.0	260	260
7299	Miscellaneous personal services, n.e.c. ----	35	37	5 370	4 353	23.4	1 265	972	30.1	172	124
73	Business services -----	505	401	199 102	110 493	80.2	75 771	42 308	79.1	5 035	3 810
731	Advertising -----	28	33	8 096	7 463	8.5	4 133	3 403	21.5	164	177
7311	Advertising agencies -----	22	28	7 311	6 319	15.7	4 012	3 311	21.2	150	162
7312	Outdoor advertising services -----	2	3	(D)	(D)	(D)	(D)	(D)	(D)	AA	AA
7313	Radio, television, publishers' advertising representatives -----	-	-	-	-	-	-	-	-	-	-
7319	Advertising, n.e.c. -----	4	2	(D)	(D)	(D)	(D)	(D)	(D)	AA	AA
732	Consumer credit reporting agencies, mercantile reporting agencies, and adjustment and collection agencies -----	31	29	9 944	5 926	67.8	3 433	2 543	35.0	230	214
7322	Adjustment and collection services -----	25	20	6 547	4 300	52.3	2 624	1 790	46.6	170	144
7323	Credit reporting services -----	6	9	3 397	1 626	108.9	809	753	7.4	60	70
733	Mailing, reproduction, commercial art and photography, and stenographic services ----	43	26	9 005	3 656	146.3	2 300	956	140.6	202	101
7331	Direct mail advertising services -----	5	6	(D)	894	(D)	(D)	160	(D)	BB	29
7334	Photocopying and duplicating services -----	5	3	1 392	(D)	(D)	456	(D)	(D)	38	AA
7335, 6	Commercial photography, art, and graphics -----	16	6	2 910	(D)	(D)	543	(D)	(D)	42	BB
7335	Commercial photography -----	4	1	280	(D)	(D)	45	(D)	(D)	5	AA
7336	Commercial art and graphic design -----	12	5	2 630	(D)	(D)	498	(D)	(D)	37	AA
7338	Secretarial and court reporting services ----	17	11	(D)	1 027	(D)	(D)	269	(D)	BB	40
734	Services to dwellings and other buildings ----	132	96	27 834	13 720	102.9	12 826	7 077	81.2	1 303	1 115
7342	Disinfecting and pest control services ----	3	2	(D)	(D)	(D)	(D)	(D)	(D)	CC	BB
7349	Building cleaning and maintenance services, n.e.c. -----	129	94	(D)	(D)	(D)	(D)	(D)	(D)	GG	GG
735	Miscellaneous equipment rental and leasing -	54	53	32 497	21 182	53.4	7 359	4 175	76.3	345	263
7352	Medical equipment rental and leasing -----	9	7	7 357	2 640	178.7	1 729	449	285.1	99	21
7353	Heavy construction equipment rental and leasing -----	4	8	1 298	1 428	-9.1	500	404	23.8	20	31
7359	Equipment rental and leasing, n.e.c. -----	41	38	23 842	17 114	39.3	5 130	3 322	54.4	226	211
736	Personnel supply services -----	26	20	14 997	8 159	83.8	11 000	5 937	85.3	803	582
7361	Employment agencies -----	10	8	563	567	-.7	202	249	-18.9	22	32
7363	Help supply services -----	16	12	14 434	7 419	94.6	10 798	5 587	93.3	781	538
737	Computer programming, data processing, and other computer related services -----	57	35	48 370	20 705	133.6	20 452	8 452	142.0	749	375
7371, 2, 3	Computer programming, prepackaged software, and integrated systems -----	32	20	33 489	9 454	254.2	14 281	4 493	217.8	512	199
7371	Computer programming services -----	20	15	2 283	7 652	-70.2	1 174	3 928	-70.1	48	159
7372	Prepackaged software -----	4	1	(D)	(D)	(D)	(D)	(D)	(D)	EE	AA
7373	Computer integrated systems -----	8	4	(D)	(D)	(D)	(D)	(D)	(D)	BB	BB
7374, 5, 6	Data processing services -----	11	7	11 385	8 591	32.5	5 197	3 389	53.3	199	151
7374, 5	Computer processing, information retrieval -----	11	6	11 385	(D)	(D)	5 197	(D)	(D)	199	CC
7376	Computer facilities management services -----	-	1	-	(D)	(D)	-	(D)	(D)	-	AA
7377, 8, 9	Computer rental and leasing, maintenance, and related services, n.e.c. -----	14	8	3 496	2 660	31.4	974	570	70.9	38	25
7377	Computer rental and leasing -----	1	2	(D)	(D)	(D)	(D)	(D)	(D)	AA	AA
7378	Computer maintenance and repair -----	9	3	3 165	(D)	(D)	845	(D)	(D)	29	AA
7379	Computer related services, n.e.c. -----	4	3	(D)	(D)	(D)	(D)	(D)	(D)	AA	AA
738	Miscellaneous business services -----	134	109	48 359	29 682	62.9	14 268	9 765	46.1	1 239	983
7381, 2	Detective agencies and protective services -----	24	14	5 739	(D)	(D)	3 489	(D)	(D)	382	CC
7381	Detective, guard, and armored car services -----	19	12	4 417	2 990	47.7	2 857	1 837	55.5	355	235
7382	Security systems services -----	5	2	1 322	(D)	(D)	632	(D)	(D)	27	AA
7383	News syndicates -----	2	3	(D)	(D)	(D)	(D)	(D)	(D)	AA	AA
7384	Photofinishing laboratories* -----	21	24	16 770	12 661	32.5	3 561	3 277	8.7	243	293
7389	Business services, n.e.c. -----	87	68	(D)	12 628	(D)	(D)	4 245	(D)	FF	435
7389 pt.	Sign painting shops -----	7	4	1 693	(D)	(D)	395	(D)	(D)	39	AA
7389 pt.	Interior designing -----	6	5	1 395	432	222.9	147	104	41.3	12	9
7389 pt.	Telephone answering services -----	3	2	(D)	(D)	(D)	(D)	(D)	(D)	BB	BB
7389 pt.	Other business services -----	71	57	21 365	11 558	84.9	6 116	3 861	58.4	530	395

Table 3a. Comparative Statistics for Firms Subject to Federal Income Tax for the State: 1992 and 1987 — Con.

[Includes only establishments with payroll. For meaning of abbreviations and symbols, see introductory text. For explanation of terms and comparability of 1987 and 1992 censuses, see appendix A]

SIC code	Kind of business or operation	Establishments		Receipts			Annual payroll			Paid employees for pay period including March 12	
		1992 (number)	1987 (number)	1992 (\$1,000)	1987 (\$1,000)	Percent change 1987 to 1992	1992 (\$1,000)	1987 (\$1,000)	Percent change 1987 to 1992	1992 (number)	1987 (number)
75	Automotive repair, services, and parking ----	454	421	113 842	85 803	32.7	23 114	18 133	27.5	1 672	1 427
751	Automotive rental and leasing, without drivers -----	29	22	16 503	16 662	-1.0	1 900	2 034	-6.6	142	124
7513	Truck rental and leasing, without drivers ----	13	8	9 048	10 115	-10.5	722	979	-26.3	47	52
7514, 5	Passenger car rental and leasing -----	16	12	7 455	(D)	(D)	1 178	(D)	(D)	95	BB
7519	Utility trailer and recreational vehicle rental -----	-	2	-	(D)	(D)	-	(D)	(D)	-	AA
752	Automobile parking -----	16	16	2 023	(D)	(D)	309	(D)	(D)	51	BB
753	Automotive repair shops -----	360	345	85 690	61 992	38.2	17 988	14 355	25.3	1 143	1 045
7532	Top, body, and upholstery repair shops and paint shops -----	126	126	29 004	18 882	53.6	6 754	5 045	33.9	395	389
7532 pt.	Top and body repair shops -----	122	123	28 465	18 579	53.2	6 695	4 963	34.9	390	383
7532 pt.	Paint shops -----	4	3	539	303	77.9	59	82	-28.0	5	6
7538	General automotive repair shops -----	161	145	35 921	27 122	32.4	6 875	5 547	23.9	477	401
7538 pt.	General automotive repair shops, except diesel -----	139	131	25 573	17 358	47.3	4 531	3 177	42.6	345	284
7538 pt.	Diesel repair shops -----	22	14	10 348	9 764	6.0	2 344	2 370	-1.1	132	117
7533, 4, 6, 7, 9	Other automotive repair shops -----	73	74	20 765	15 988	29.9	4 359	3 763	15.8	271	255
7533	Automotive exhaust system repair shops -----	13	13	3 333	(D)	(D)	811	(D)	(D)	54	BB
7534	Tire retreading and repair shops -----	3	3	2 882	(D)	(D)	462	(D)	(D)	36	AA
7536	Automotive glass replacement shops ----	21	21	6 311	5 667	11.4	1 325	1 110	19.4	68	78
7537	Automotive transmission repair shops ----	15	13	4 577	3 000	52.6	1 001	949	5.5	65	60
7539	Automotive repair shops, n.e.c. -----	21	24	3 662	3 673	-3	760	983	-22.7	48	67
7539 pt.	Radiator repair -----	12	11	2 080	1 355	53.5	463	322	43.8	31	25
7539 pt.	Brake, front end, and wheel alignment -	3	7	(D)	1 214	(D)	(D)	378	(D)	AA	29
7539 pt.	Automotive electrical and fuel system services -----	5	4	734	(D)	(D)	104	(D)	(D)	8	AA
7539 pt.	Other automotive repair shops, n.e.c. ---	1	2	(D)	(D)	(D)	(D)	(D)	(D)	AA	AA
754	Automotive services, except repair -----	49	38	9 626	(D)	(D)	2 917	(D)	(D)	336	CC
7542	Carwashes -----	36	27	6 343	3 814	66.3	1 989	973	104.4	259	145
7549	Automotive services, except repair and carwashes -----	13	11	3 283	(D)	(D)	928	(D)	(D)	77	BB
76	Miscellaneous repair services -----	227	206	55 329	35 176	57.3	14 751	9 102	62.1	901	636
762	Electrical repair shops -----	47	42	16 850	6 464	160.7	5 688	1 983	186.8	330	132
7622	Radio and television repair shops -----	19	13	5 967	2 873	107.7	1 791	963	86.0	93	62
7623, 9	Other electrical and electronic repair shops -----	28	29	10 883	4 540	139.7	3 897	1 392	180.0	237	89
7623	Refrigeration and air-conditioning service and repair shops -----	5	5	512	878	-41.7	91	160	-43.1	7	13
7629	Electrical and electronic repair shops, n.e.c. -----	23	24	10 371	3 662	183.2	3 806	1 232	208.9	230	76
763	Watch, clock, and jewelry repair -----	3	2	215	(D)	(D)	15	(D)	(D)	3	AA
764	Reupholstery and furniture repair -----	18	21	887	(D)	(D)	253	(D)	(D)	30	BB
769	Miscellaneous repair and related services ----	159	141	37 377	27 547	35.7	8 795	6 849	28.4	538	465
7692	Welding repair -----	32	36	8 090	7 143	13.3	1 924	1 882	2.2	120	122
7694	Armature rewinding shops -----	12	9	3 828	3 405	12.4	1 042	790	31.9	53	44
7699	Repair shops and related services, n.e.c. ---	115	96	25 459	16 999	49.8	5 829	4 177	39.5	365	299
78, 79, 84	Amusement and recreation services, including motion pictures and museums ---	328	302	88 407	38 150	131.7	15 021	8 706	72.5	2 459	1 683
781, 2	Motion picture production, distribution, and services -----	11	5	2 132	(D)	(D)	570	(D)	(D)	39	AA
783	Motion picture theaters -----	36	41	11 366	7 636	48.8	1 385	1 045	32.5	292	268
7832	Motion picture theaters, except drive-in ----	35	37	(D)	7 543	(D)	(D)	1 033	(D)	EE	267
7833	Drive-in motion picture theaters -----	1	4	(D)	93	(D)	(D)	12	(D)	AA	1
784	Video tape rental -----	43	29	8 578	3 262	163.0	1 574	645	144.0	224	107
792	Theatrical producers (except motion picture), bands, orchestras, and entertainers -----	7	4	572	(D)	(D)	142	(D)	(D)	29	AA
7922	Theatrical producers (except motion picture) and miscellaneous theatrical services -----	2	1	(D)	(D)	(D)	(D)	(D)	(D)	AA	AA
7929	Bands, orchestras, actors, and other entertainers and entertainment groups ----	5	3	(D)	(D)	(D)	(D)	(D)	(D)	BB	AA
793	Bowling centers -----	51	60	11 701	10 836	8.0	2 854	2 713	5.2	544	518
79 ex. 792, 3, 4; 84	Commercial sports and other amusement and recreation services, including museums ----	180	163	54 058	16 113	235.5	8 496	4 166	103.9	1 331	783
794	Commercial sports -----	3	3	(D)	(D)	(D)	(D)	(D)	(D)	AA	AA
7941	Professional sports clubs, managers, promoters -----	1	1	(D)	(D)	(D)	(D)	(D)	(D)	AA	AA
7948	Racing, including track operation -----	2	2	(D)	(D)	(D)	(D)	(D)	(D)	AA	AA
79 ex. 792, 3, 4; 84	Other amusement and recreation services, including museums -----	177	160	(D)	(D)	(D)	(D)	(D)	(D)	GG	FF
791	Dance studios, schools, and halls -----	2	3	(D)	(D)	(D)	(D)	(D)	(D)	AA	AA
7991	Physical fitness facilities -----	26	45	2 842	4 520	-37.1	799	1 142	-30.0	241	239
7992	Public golf courses -----	3	5	555	301	84.4	54	74	-27.0	-	1
7993	Coin-operated amusement devices -----	13	11	3 104	2 497	24.3	746	553	34.9	63	56
7996	Amusement parks -----	-	-	-	-	-	-	-	-	-	-
7997	Membership sports and recreation clubs -	27	32	4 113	3 861	6.5	1 220	909	34.2	112	135
7999, 84	Amusement and recreation services, including museums, n.e.c. -----	106	64	(D)	4 556	(D)	(D)	1 371	(D)	FF	333

Table 3a. Comparative Statistics for Firms Subject to Federal Income Tax for the State: 1992 and 1987 — Con.

[Includes only establishments with payroll. For meaning of abbreviations and symbols, see introductory text. For explanation of terms and comparability of 1987 and 1992 censuses, see appendix A]

SIC code	Kind of business or operation	Establishments		Receipts			Annual payroll			Paid employees for pay period including March 12	
		1992 (number)	1987 (number)	1992 (\$1,000)	1987 (\$1,000)	Percent change 1987 to 1992	1992 (\$1,000)	1987 (\$1,000)	Percent change 1987 to 1992	1992 (number)	1987 (number)
80	Health services -----	775	707	627 768	453 101	38.5	303 774	206 114	47.4	9 140	8 856
801	Offices and clinics of doctors of medicine ---	243	235	422 058	316 378	33.4	226 969	152 126	49.2	5 100	4 866
8011 pt.	Offices of doctors of medicine -----	238	224	415 021	312 420	32.8	225 584	150 275	50.1	5 031	4 774
8011 pt.	General medical clinics -----	5	11	7 037	3 958	77.8	1 385	1 851	-25.2	69	92
802	Offices and clinics of dentists -----	250	259	70 632	50 623	39.5	24 475	18 217	34.4	1 238	1 102
803	Offices and clinics of doctors of osteopathy --	2	1	(D)	(D)	(D)	(D)	(D)	(D)	AA	AA
804	Offices and clinics of other health practitioners -----	192	141	44 552	28 914	54.1	14 019	8 061	73.9	748	496
8041	Offices and clinics of chiropractors -----	90	62	14 992	8 910	68.3	4 163	2 271	83.3	230	154
8042	Offices and clinics of optometrists -----	64	60	21 635	15 523	39.4	6 177	3 922	57.5	333	238
8043	Offices and clinics of podiatrists -----	7	5	1 382	686	101.5	424	143	196.5	26	14
8049	Offices and clinics of health practitioners, n.e.c. -----	31	14	6 543	3 795	72.4	3 255	1 725	88.7	159	90
805	Nursing and personal care facilities -----	28	23	24 429	31 784	-23.1	12 197	15 274	-20.1	1 085	1 695
8051	Skilled nursing care facilities -----	9	16	(D)	26 954	(D)	(D)	13 407	(D)	FF	1 509
8052	Intermediate care facilities -----	16	7	(D)	4 830	(D)	(D)	1 867	(D)	CC	186
8059	Nursing and personal care facilities, n.e.c. -	3	--	(D)	--	(D)	(D)	--	(D)	BB	--
806	Hospitals -----	1	1	(D)	(D)	(D)	(D)	(D)	(D)	AA	BB
807, 8, 9	Other health services -----	59	47	(D)	(D)	(D)	(D)	(D)	(D)	FF	FF
807	Medical and dental laboratories -----	28	23	27 795	13 843	100.8	10 297	6 187	66.4	309	231
8071	Medical laboratories -----	16	9	22 157	9 049	144.9	7 190	3 489	106.1	170	81
8072	Dental laboratories -----	12	14	5 638	4 794	17.6	3 107	2 698	15.2	139	150
808	Home health care services -----	15	11	8 612	3 376	155.1	4 263	1 805	136.2	409	255
809	Miscellaneous health and allied services, n.e.c. -----	16	13	(D)	(D)	(D)	(D)	(D)	(D)	CC	CC
8092	Kidney dialysis centers -----	--	--	--	--	--	--	--	--	--	--
8093	Specialty outpatient facilities, n.e.c. -----	10	8	12 525	(D)	(D)	7 147	(D)	(D)	205	CC
8099	Health and allied services, n.e.c. -----	6	5	(D)	(D)	(D)	(D)	(D)	(D)	BB	BB
81	Legal services -----	335	331	91 586	76 197	20.2	40 283	33 991	18.5	1 420	1 403
823, 4, 9	Selected educational services -----	13	13	5 701	2 017	182.6	2 189	688	218.2	145	64
823	Libraries -----	1	--	(D)	--	(D)	(D)	--	(D)	AA	--
824	Vocational schools -----	5	4	(D)	(D)	(D)	(D)	(D)	(D)	CC	BB
829	Schools and educational services, n.e.c. -----	7	9	(D)	(D)	(D)	(D)	(D)	(D)	BB	BB
83	Social services -----	203	127	17 833	10 014	78.1	7 359	4 028	82.7	1 112	568
835	Child day care services -----	146	80	9 012	3 333	170.4	3 884	1 372	183.1	655	296
832, 3, 6, 9	Other social services -----	57	47	8 821	6 681	32.0	3 475	2 656	30.8	457	272
87 ex. 8733	Engineering, accounting, research, management, and related services (except noncommercial research organizations) -----	424	401	139 700	94 224	48.3	63 469	43 208	46.9	2 623	2 001
871	Engineering, architectural, and surveying services -----	111	110	51 795	38 844	33.3	24 191	19 013	27.2	804	676
8711	Engineering services -----	65	58	36 708	25 454	44.2	18 370	13 689	34.2	584	447
8712	Architectural services -----	34	38	13 179	12 180	8.2	5 157	4 775	8.0	172	190
8713	Surveying services -----	12	14	1 908	1 210	57.7	664	549	20.9	48	39
872	Accounting, auditing, and bookkeeping services -----	191	187	46 579	35 919	29.7	19 493	15 223	28.0	952	838
873 ex. 8733	Research, development, and testing services (except noncommercial research organizations) -----	30	24	10 446	5 774	80.9	4 006	2 661	50.5	293	132
8731	Commercial physical and biological research -----	7	4	(D)	(D)	(D)	(D)	(D)	(D)	BB	AA
8732	Commercial economic, sociological, and educational research -----	3	2	(D)	(D)	(D)	(D)	(D)	(D)	CC	AA
8734	Testing laboratories -----	20	18	6 695	5 229	28.0	2 806	2 387	17.6	138	113
874	Management and public relations services ---	92	80	30 880	13 687	125.6	15 779	6 311	150.0	574	355
8741	Management services -----	26	31	16 101	5 999	168.4	8 772	2 993	193.1	300	184
8742	Management consulting services -----	47	29	7 015	4 653	50.8	2 937	2 064	42.3	138	107
8743	Public relations services -----	5	5	(D)	(D)	(D)	(D)	(D)	(D)	AA	AA
8744	Facilities support management services ---	2	2	(D)	(D)	(D)	(D)	(D)	(D)	CC	BB
8748	Business consulting services, n.e.c. -----	12	13	(D)	630	(D)	(D)	152	(D)	AA	11
89	Services, n.e.c. -----	15	34	7 256	5 902	22.9	2 350	668	251.8	111	69

Table 3b. Comparative Statistics for Firms Exempt From Federal Income Tax for the State: 1992 and 1987

[Includes only establishments with payroll. For meaning of abbreviations and symbols, see introductory text. For explanation of terms and comparability of 1987 and 1992 censuses, see appendix A]

SIC code	Kind of business or operation	Establishments		Expenses			Annual payroll			Paid employees for pay period including March 12	
		1992 (number)	1987 (number)	1992 (\$1,000)	1987 (\$1,000)	Percent change 1987 to 1992	1992 (\$1,000)	1987 (\$1,000)	Percent change 1987 to 1992	1992 (number)	1987 (number)
	Total -----	1 110	920	1 255 934	806 687	55.7	584 752	376 397	55.4	36 727	28 956
7032, 704	Camps and membership lodging -----	30	39	2 711	1 845	46.9	509	512	-6	103	82
792, 7991 pt., 7997, 7999 pt., 84	Selected amusement, recreation, and related services -----	91	63	19 452	9 512	104.5	5 910	2 945	100.7	728	448
792	Theatrical producers (except motion picture), bands, orchestras, and entertainers -----	10	7	1 948	(D)	(D)	1 079	(D)	(D)	105	BB
7991 pt., 7997	Gymnasiums, athletic clubs, and membership sports and recreation clubs -----	51	38	10 573	6 098	73.4	3 520	2 320	51.7	414	281
7999 pt. 84	Fairs -----	8	4	4 830	(D)	(D)	519	(D)	(D)	148	CC
	Museums, art galleries, and botanical and zoological gardens -----	22	14	2 101	1 094	92.0	792	200	296.0	61	19
8011 pt.; 8021 pt.; 805, 6, 8, 9	Selected health services -----	176	138	987 971	643 042	53.6	484 408	310 855	55.8	25 414	20 503
8011 pt., 8021 pt.	Clinics of doctors of medicine and dentists -----	9	4	4 959	(D)	(D)	2 691	(D)	(D)	91	AA
805	Nursing and personal care facilities -----	99	60	160 526	88 500	81.4	90 893	51 642	76.0	7 723	5 353
806	Hospitals -----	56	60	814 118	549 068	48.3	387 804	257 135	50.8	17 409	14 973
808, 9	Other health services -----	12	14	8 368	(D)	(D)	3 020	(D)	(D)	191	CC
808	Home health care services -----	8	7	(D)	(D)	(D)	(D)	(D)	(D)	CC	BB
809	Miscellaneous health and allied services, n.e.c. -----	4	7	(D)	(D)	(D)	(D)	(D)	(D)	BB	BB
8111 pt.	Legal aid societies and similar legal services -----	7	6	1 368	(D)	(D)	817	(D)	(D)	35	BB
823, 4, 9	Selected educational services -----	14	5	12 016	(D)	(D)	2 410	(D)	(D)	120	AA
83	Social services -----	335	257	122 861	76 764	60.1	56 344	35 331	59.5	6 350	4 354
835	Child day care services -----	36	32	5 182	2 934	76.6	2 901	1 841	57.6	453	352
832, 3, 6, 9	Other social services -----	299	225	117 679	73 830	59.4	53 443	33 490	59.6	5 897	4 002
861, 2, 4, 9	Selected membership organizations -----	440	403	101 218	70 578	43.4	30 940	24 310	27.3	3 875	3 455
861	Business associations -----	83	77	23 233	13 231	75.6	6 998	4 385	59.6	344	320
864	Civic, social, and fraternal associations -----	257	235	58 808	44 531	32.1	17 744	15 174	16.9	3 118	2 767
862, 9	Other membership organizations -----	100	91	19 177	12 816	49.6	6 198	4 751	30.5	413	368
873, 4 ex. 8744	Research, testing, and consulting services, except facilities support management services -----	17	9	8 337	3 538	135.6	3 414	1 612	111.8	102	69
873	Research, development, and testing services -----	6	5	1 781	1 426	24.9	759	548	38.5	41	32
8731	Commercial physical and biological research -----	-	1	-	(D)	(D)	-	(D)	(D)	-	BB
8732	Commercial economic, sociological, and educational research -----	1	-	(D)	-	(D)	(D)	-	(D)	AA	-
8733	Noncommercial research organizations -----	5	4	(D)	(D)	(D)	(D)	(D)	(D)	BB	AA
8734	Testing laboratories -----	-	-	-	-	-	-	-	-	-	-
874 ex. 8744	Management and public relations services, except facilities support management services -----	11	4	6 556	2 112	210.4	2 655	1 064	149.5	61	37

Table 4. Summary Statistics for Firms Subject to Federal Income Tax for Counties and for

[Includes only establishments with payroll. For meaning of abbreviations and symbols, see introductory text. For explanation of terms and comparability of 1987 and 1992 censuses, see

Geographic area	Establishments (number)	Receipts (\$1,000)	Annual payroll (\$1,000)	First-quarter payroll (\$1,000)	Paid employees for pay period including March 12 (number)	Selected kind-of-business or operation groups							
						Hotels, rooming houses, camps, and other lodging places (except membership lodging) (SIC 70 ex. 704)		Personal services (SIC 72)		Business services (SIC 73)		Automotive repair, services, and parking (SIC 75)	
						Number	Receipts (\$1,000)	Number	Receipts (\$1,000)	Number	Receipts (\$1,000)	Number	Receipts (\$1,000)
1 North Dakota -----	4 221	1 575 711	615 827	137 216	32 575	245	125 635	697	103 552	505	199 102	454	113 842
2 Adams County -----	23	4 240	1 354	289	119	1	(D)	4	430	1	(D)	1	(D)
3 Barnes County -----	72	13 064	4 424	1 003	326	6	858	19	1 918	3	348	8	2 186
4 Valley City -----	66	12 624	4 341	986	307	5	(D)	17	(D)	3	348	8	2 186
5 Balance of county -----	6	440	83	17	19	1	(D)	2	(D)	-	-	-	-
6 Benson County -----	10	1 995	428	91	47	1	(D)	-	-	1	(D)	-	-
7 Billings County -----	2	(D)	(D)	(D)	AA	1	(D)	-	-	-	-	-	-
8 Bottineau County -----	40	7 204	1 747	382	142	1	(D)	8	1 035	3	461	4	534
9 Bottineau -----	30	6 642	1 615	351	125	1	(D)	5	(D)	3	461	2	(D)
10 Balance of county -----	10	562	132	31	17	-	-	3	(D)	-	-	2	(D)
11 Bowman County -----	34	5 625	1 574	334	101	3	304	3	252	1	(D)	6	953
12 Burke County -----	8	624	101	26	16	2	(D)	1	(D)	-	-	1	(D)
13 Burleigh County -----	551	265 672	113 660	23 015	5 183	20	(D)	65	14 256	96	25 090	57	12 641
14 Bismarck -----	539	264 562	113 469	22 971	5 162	17	(D)	65	14 256	91	24 503	56	(D)
15 Balance of county -----	12	1 110	191	44	21	3	(D)	-	-	5	587	1	(D)
16 Cass County -----	924	574 908	236 494	53 842	10 963	42	(D)	114	28 844	167	104 021	81	27 653
17 Fargo -----	790	543 718	224 800	51 490	10 202	34	35 613	96	26 517	152	96 759	67	24 369
18 West Fargo -----	80	24 172	9 504	1 895	530	6	(D)	11	1 898	7	(D)	10	2 456
19 Balance of county -----	54	7 018	2 190	457	231	2	(D)	7	429	8	(D)	4	828
20 Cavalier County -----	34	4 942	1 448	334	100	5	397	9	827	1	(D)	2	(D)
21 Dickey County -----	36	4 406	1 296	302	107	4	474	7	870	2	(D)	3	352
22 Divide County -----	20	2 546	513	144	85	1	(D)	4	(D)	1	(D)	2	(D)
23 Dunn County -----	18	3 274	592	132	70	2	(D)	2	(D)	2	(D)	7	1 533
24 Eddy County -----	13	1 621	529	109	31	-	-	3	105	1	(D)	2	(D)
25 Emmons County -----	23	3 442	707	145	69	2	(D)	6	511	-	-	4	1 520
26 Foster County -----	31	5 920	1 890	417	161	-	-	7	801	2	(D)	3	(D)
27 Golden Valley County -----	15	1 587	490	111	43	1	(D)	2	(D)	2	(D)	4	774
28 Grand Forks County -----	412	199 978	84 220	18 069	4 227	24	(D)	66	10 399	61	25 590	46	13 176
29 Grand Forks -----	367	188 809	80 782	17 348	3 999	22	21 037	55	8 987	56	23 346	35	10 613
30 Balance of county -----	45	11 169	3 438	721	228	2	(D)	11	1 412	5	2 244	11	2 563
31 Grant County -----	15	1 900	379	86	38	2	(D)	4	281	-	-	1	(D)
32 Griggs County -----	15	1 899	409	83	51	3	(D)	2	(D)	-	-	2	(D)
33 Hettinger County -----	14	2 504	441	111	51	-	-	3	204	1	(D)	2	(D)
34 Kidder County -----	13	1 530	332	86	58	1	(D)	1	(D)	1	(D)	1	(D)
35 LaMoure County -----	22	2 471	443	148	70	2	(D)	6	197	-	-	4	1 162
36 Logan County -----	13	1 412	253	69	34	-	-	4	42	-	-	3	533
37 McHenry County -----	17	1 397	247	60	39	-	-	2	(D)	-	-	3	329
38 McIntosh County -----	23	3 282	957	234	84	3	200	7	891	-	-	1	(D)
39 McKenzie County -----	27	3 961	832	212	81	3	276	7	711	5	(D)	2	(D)
40 McLean County -----	54	6 942	2 288	540	212	4	371	12	1 016	3	(D)	12	1 336
41 Mercer County -----	50	6 735	2 092	491	165	4	280	12	808	6	348	3	389
42 Beulah -----	27	4 111	1 167	280	87	2	(D)	4	455	5	(D)	1	(D)
43 Hazen -----	3	(D)	(D)	(D)	AA	-	-	1	(D)	-	-	-	-
44 Balance of county -----	20	(D)	(D)	(D)	BB	2	(D)	7	(D)	1	(D)	2	(D)
45 Morton County -----	116	36 148	13 076	3 380	799	7	2 667	21	2 575	11	9 479	13	3 512
46 Mandan -----	97	33 536	12 208	2 822	746	6	(D)	19	(D)	9	(D)	12	(D)
47 Balance of county -----	19	2 612	868	558	53	1	(D)	2	(D)	2	(D)	1	(D)
48 Mountrail County -----	30	2 998	795	217	95	6	402	7	468	-	-	4	502
49 Nelson County -----	19	3 586	1 078	251	136	1	(D)	4	433	1	(D)	1	(D)
50 Oliver County -----	8	708	182	32	11	-	-	2	(D)	-	-	-	-
51 Pembina County -----	48	19 172	6 494	1 558	303	2	(D)	9	769	5	(D)	6	1 121
52 Pierce County -----	31	7 829	2 771	644	149	2	(D)	7	914	3	151	2	(D)
53 Rugby -----	30	(D)	(D)	(D)	CC	2	(D)	6	(D)	3	151	2	(D)
54 Balance of county -----	1	(D)	(D)	(D)	AA	-	-	1	(D)	-	-	-	-
55 Ramsey County -----	95	23 101	7 632	1 524	530	10	2 670	17	2 197	8	(D)	8	1 176
56 Devils Lake -----	86	21 615	7 341	1 483	493	8	(D)	16	(D)	7	722	7	(D)
57 Balance of county -----	9	1 486	291	41	37	2	(D)	1	(D)	1	(D)	1	(D)
58 Ransom County -----	36	4 755	1 308	284	99	1	(D)	7	648	-	-	6	709
59 Renville County -----	13	3 179	943	171	69	1	(D)	4	(D)	1	(D)	-	-
60 Richland County -----	103	25 221	9 430	2 210	585	5	733	18	2 156	6	2 391	15	2 925
61 Wahpeton -----	69	20 865	8 593	2 023	514	3	(D)	14	1 898	4	(D)	6	1 690
62 Balance of county -----	34	4 356	837	187	71	2	(D)	4	258	2	(D)	9	1 235
63 Rolette County -----	36	6 197	2 782	737	152	5	489	7	610	2	(D)	3	504
64 Sargent County -----	21	3 111	1 389	322	107	2	(D)	4	147	1	(D)	2	(D)
65 Sheridan County -----	4	175	23	4	4	-	-	1	(D)	-	-	1	(D)
66 Sioux County -----	2	(D)	(D)	(D)	AA	1	(D)	-	-	-	-	-	-
67 Slope County -----	3	(D)	(D)	(D)	AA	-	-	-	-	1	(D)	-	-
68 Stark County -----	180	47 844	19 136	4 964	1 119	15	4 874	37	4 657	10	2 292	19	3 843
69 Dickinson -----	164	46 355	18 873	4 894	1 064	12	(D)	35	(D)	10	2 292	17	(D)
70 Balance of county -----	16	1 489	263	70	55	3	(D)	2	(D)	-	-	2	(D)
71 Steele County -----	13	884	177	42	31	-	-	2	(D)	-	-	3	389
72 Stutsman County -----	127	42 543	14 973	3 504	1 025	11	4 833	28	3 102	18	2 994	14	7 940
73 Jamestown -----	117	39 996	14 505	3 408	993	10	(D)	28	3 102	16	(D)	11	6 693
74 Balance of county -----	10	2 547	468	96	32	1	(D)	-	-	2	(D)	3	1 247

ND-20 NORTH DAKOTA

SERVICE INDUSTRIES—GEOGRAPHIC AREA SERIES

Places With 2,500 Inhabitants or More: 1992

appendix A. For information on geographic areas followed by ▲, see appendix F]

Selected kind-of-business or operation groups —Con.														
Miscellaneous repair services (SIC 76)		Amusement and recreation services, including motion pictures and museums (SIC 78, 79, 84)		Health services (SIC 80)		Legal services (SIC 81)		Selected educational services (SIC 823, 4, 9)		Social services (SIC 83)		Engineering, accounting, research, management, and related services (except noncommercial research organizations) (SIC 87 ex. 8733)		
Number	Receipts (\$1,000)	Number	Receipts (\$1,000)	Number	Receipts (\$1,000)	Number	Receipts (\$1,000)	Number	Receipts (\$1,000)	Number	Receipts (\$1,000)	Number	Receipts (\$1,000)	
227	55 329	328	88 407	775	627 768	335	91 586	13	5 701	203	17 833	424	139 700	1
-	-	2	(D)	6	2 618	3	(D)	-	-	2	(D)	3	130	2
3	272	6	644	13	4 402	7	605	-	-	3	(D)	3	(D)	3
3	272	5	(D)	12	(D)	7	605	-	-	2	(D)	3	(D)	4
-	-	1	(D)	1	(D)	-	-	-	-	1	(D)	-	-	5
2	(D)	1	(D)	3	(D)	1	(D)	-	-	-	-	1	(D)	6
-	-	1	(D)	-	-	-	-	-	-	-	-	-	-	7
1	(D)	3	(D)	6	2 417	5	396	-	-	3	100	6	1 000	8
-	-	3	(D)	5	(D)	5	396	-	-	3	100	3	(D)	9
1	(D)	-	-	1	(D)	-	-	-	-	-	-	3	(D)	10
2	(D)	3	147	7	1 760	2	(D)	-	-	2	(D)	5	1 047	11
2	(D)	1	(D)	-	-	1	(D)	-	-	-	-	-	-	12
26	(D)	29	11 277	99	123 643	59	22 314	3	(D)	18	(D)	75	21 887	13
25	6 211	28	(D)	99	123 643	59	22 314	3	(D)	18	(D)	74	(D)	14
1	(D)	1	(D)	-	-	-	-	-	-	-	-	1	(D)	15
43	15 788	64	21 222	167	242 441	57	25 428	6	(D)	57	(D)	122	57 451	16
32	13 127	49	18 656	153	237 554	52	(D)	6	(D)	36	5 243	109	53 874	17
6	1 390	7	1 101	5	4 178	3	(D)	12	(D)	9	(D)	9	3 319	18
5	1 271	8	1 465	5	709	2	(D)	9	(D)	4	(D)	4	258	19
-	-	4	235	8	2 672	4	395	-	-	-	-	1	(D)	20
4	197	1	(D)	8	1 853	2	(D)	-	-	2	(D)	3	268	21
2	(D)	4	246	3	673	2	(D)	-	-	-	-	1	(D)	22
1	(D)	1	(D)	-	-	1	(D)	-	-	1	(D)	-	-	23
2	(D)	2	(D)	1	(D)	1	(D)	-	-	1	(D)	-	-	24
1	(D)	1	(D)	4	504	2	(D)	-	-	2	(D)	1	(D)	25
1	(D)	3	(D)	10	3 467	2	(D)	-	-	1	(D)	2	(D)	26
-	-	1	(D)	1	(D)	2	(D)	-	-	-	-	2	(D)	27
17	6 566	29	17 420	65	73 602	41	10 710	1	(D)	24	(D)	37	19 805	28
17	6 566	26	(D)	60	71 801	37	10 172	1	(D)	22	1 295	35	(D)	29
-	-	3	(D)	5	1 801	4	538	2	(D)	2	(D)	2	(D)	30
1	(D)	1	(D)	3	(D)	2	(D)	-	-	1	(D)	-	-	31
1	(D)	1	(D)	2	(D)	2	(D)	-	-	2	(D)	-	-	32
-	-	3	(D)	3	(D)	1	(D)	-	-	-	-	-	-	33
-	-	4	(D)	1	(D)	2	(D)	-	-	2	(D)	-	-	34
-	-	2	(D)	3	(D)	2	(D)	-	-	1	(D)	2	(D)	35
1	(D)	2	(D)	2	(D)	1	(D)	-	-	-	-	-	-	36
2	(D)	1	(D)	4	381	2	(D)	-	-	1	(D)	2	(D)	37
-	-	4	683	6	1 278	1	(D)	-	-	1	(D)	-	-	38
2	(D)	1	(D)	4	442	1	(D)	-	-	-	-	2	(D)	39
2	(D)	5	361	9	2 772	3	91	-	-	1	(D)	3	423	40
1	(D)	8	522	10	3 029	3	303	-	-	-	-	3	(D)	41
1	(D)	4	394	5	1 513	3	303	-	-	-	-	2	(D)	42
-	-	-	-	2	(D)	-	-	-	-	-	-	-	-	43
-	-	4	128	3	(D)	-	-	-	-	-	-	1	(D)	44
15	(D)	12	1 816	13	7 583	10	2 140	-	-	2	(D)	12	2 270	45
12	3 589	9	1 519	10	7 113	7	1 839	-	-	2	(D)	11	(D)	46
3	(D)	3	297	3	470	3	301	-	-	-	-	1	(D)	47
1	(D)	1	(D)	6	953	2	(D)	-	-	1	(D)	2	(D)	48
2	(D)	1	(D)	4	1 795	2	(D)	-	-	3	60	-	-	49
2	(D)	1	(D)	2	(D)	1	(D)	-	-	-	-	-	-	50
1	(D)	4	1 455	4	2 195	6	1 138	1	(D)	4	55	6	(D)	51
-	-	4	347	7	4 918	3	(D)	-	-	-	-	3	260	52
-	-	4	347	7	4 918	3	(D)	-	-	-	-	3	260	53
-	-	-	-	-	-	-	-	-	-	-	-	-	-	54
5	1 090	8	1 802	21	10 354	7	1 393	-	-	1	(D)	9	1 574	55
2	(D)	8	1 802	20	(D)	7	1 393	-	-	1	(D)	9	1 574	56
3	(D)	-	-	1	(D)	-	-	-	-	-	-	-	-	57
2	(D)	5	869	10	1 759	2	(D)	-	-	-	-	3	172	58
2	(D)	-	-	2	(D)	1	(D)	-	-	-	(D)	-	(D)	59
3	(D)	12	2 911	22	9 563	9	2 182	-	-	4	(D)	9	1 640	60
-	-	8	2 362	16	8 519	8	(D)	-	-	2	(D)	8	(D)	61
3	(D)	4	549	6	1 044	1	(D)	-	-	2	(D)	1	(D)	62
2	(D)	4	285	6	2 923	2	(D)	-	-	3	64	2	(D)	63
2	(D)	3	80	3	(D)	2	(D)	1	(D)	-	-	1	(D)	64
-	-	-	-	-	-	1	(D)	-	-	-	-	-	-	65
-	-	-	-	1	(D)	-	-	-	-	-	-	-	-	66
2	(D)	-	-	-	-	-	-	-	-	-	-	-	-	67
12	3 637	13	3 517	31	14 633	12	5 016	-	-	14	1 096	17	4 279	68
8	3 318	10	3 221	30	(D)	12	5 016	-	-	14	1 096	16	(D)	69
4	319	3	296	1	(D)	-	-	-	-	-	-	1	(D)	70
2	(D)	3	(D)	1	(D)	1	(D)	-	-	-	-	1	(D)	71
4	251	6	932	24	17 720	8	1 566	-	-	4	541	10	2 664	72
3	(D)	5	(D)	22	(D)	8	1 566	-	-	4	541	10	2 664	73
1	(D)	1	(D)	2	(D)	-	-	-	-	-	-	-	-	74

Table 4. Summary Statistics for Firms Subject to Federal Income Tax for Counties and for

[Includes only establishments with payroll. For meaning of abbreviations and symbols, see introductory text. For explanation of terms and comparability of 1987 and 1992 censuses, see

Geographic area	Estab-lish-ments (number)	Receipts (\$1,000)	Annual payroll (\$1,000)	First-quarter payroll (\$1,000)	Paid employees for pay period including March 12 (number)	Selected kind-of-business or operation groups							
						Hotels, rooming houses, camps, and other lodging places (except membership lodging) (SIC 70 ex. 704)		Personal services (SIC 72)		Business services (SIC 73)		Automotive repair, services, and parking (SIC 75)	
						Number	Receipts (\$1,000)	Number	Receipts (\$1,000)	Number	Receipts (\$1,000)	Number	Receipts (\$1,000)
1 Towner County -----	13	2 656	1 066	262	102	-	-	2	(D)	1	(D)	-	-
2 Traill County -----	59	8 231	2 738	616	157	2	(D)	11	840	4	(D)	7	1 842
3 Walsh County -----	96	14 928	4 550	1 005	417	5	953	22	3 456	9	1 486	14	1 757
4 Grafton -----	58	9 975	3 112	699	295	5	953	11	1 867	8	(D)	9	1 252
5 Balance of county -----	38	4 953	1 438	306	122	-	-	11	1 589	1	(D)	5	505
6 Ward County -----	408	133 663	45 960	10 196	2 746	19	14 627	65	10 362	47	7 750	46	12 612
7 Minot -----	372	129 212	45 214	10 011	2 651	18	(D)	57	9 693	44	7 504	41	11 689
8 Balance of county -----	36	4 451	746	185	95	1	(D)	8	669	3	246	5	923
9 Wells County -----	40	4 501	1 093	240	106	3	172	9	889	2	(D)	6	1 114
10 Williams County -----	191	48 745	17 987	4 167	1 149	9	4 784	33	3 380	15	4 746	19	5 042
11 Williston -----	149	42 703	16 215	3 738	994	7	(D)	27	3 004	12	(D)	11	3 654
12 Balance of county -----	42	6 042	1 772	429	155	2	(D)	6	376	3	(D)	8	1 388

Places With 2,500 Inhabitants or More: 1992 —Con.

appendix A. For information on geographic areas followed by ▲, see appendix F]

Selected kind-of-business or operation groups —Con.														
Miscellaneous repair services (SIC 76)		Amusement and recreation services, including motion pictures and museums (SIC 78, 79, 84)		Health services (SIC 80)		Legal services (SIC 81)		Selected educational services (SIC 823, 4, 9)		Social services (SIC 83)		Engineering, accounting, research, management, and related services (except noncommercial research organizations) (SIC 87 ex. 8733)		
Number	Receipts (\$1,000)	Number	Receipts (\$1,000)	Number	Receipts (\$1,000)	Number	Receipts (\$1,000)	Number	Receipts (\$1,000)	Number	Receipts (\$1,000)	Number	Receipts (\$1,000)	
1	(D)	2	(D)	3	(D)	2	(D)	—	—	1	(D)	1	(D)	1
3	(D)	5	410	8	2 651	7	1 185	—	—	6	115	6	228	2
7	1 196	6	(D)	15	3 610	8	1 148	—	—	3	(D)	7	868	3
4	754	1	(D)	10	1 982	5	(D)	—	—	1	(D)	4	565	4
3	442	5	(D)	5	1 628	3	(D)	—	—	2	(D)	3	303	5
24	4 353	31	15 068	98	51 891	22	7 242	1	(D)	22	(D)	33	8 925	6
20	4 165	27	(D)	93	51 273	20	(D)	1	(D)	20	(D)	31	(D)	7
4	188	4	(D)	5	618	2	(D)	—	—	2	(D)	2	(D)	8
—	—	4	(D)	5	1 272	3	263	—	—	1	(D)	7	417	9
18	3 638	15	1 861	41	17 222	12	3 147	—	—	8	(D)	19	3 472	10
13	2 836	10	1 245	34	15 716	10	(D)	—	—	7	(D)	17	(D)	11
5	802	5	616	7	1 506	2	(D)	—	—	1	(D)	2	(D)	12

Table 5. Summary Statistics for Firms Subject to Federal Income Tax for Places With 350 Establishments or More: 1992

[Includes only establishments with payroll. For meaning of abbreviations and symbols, see introductory text. For explanation of terms and comparability of 1987 and 1992 censuses, see appendix A. For information on geographic areas followed by ▲, see appendix F]

SIC code	Geographic area and kind of business or operation	Establishments (number)	Receipts (\$1,000)	Annual payroll (\$1,000)	First-quarter payroll (\$1,000)	Paid employees for pay period including March 12 (number)
BISMARCK						
	Total	539	264 562	113 469	22 971	5 162
70 ex. 704	Hotels, rooming houses, camps, and other lodging places (except membership lodging)	17	(D)	(D)	(D)	FF
7011	Hotels and motels	17	(D)	(D)	(D)	FF
7011 pt.	Hotels	7	(D)	(D)	(D)	FF
7011 pt.	Motels, motor hotels, and tourist courts	10	(D)	(D)	(D)	CC
702, 3	Other lodging places	—	—	—	—	—
72	Personal services	65	14 256	5 699	1 363	483
721	Laundry, cleaning, and garment services	13	5 746	2 373	531	148
7211	Power laundries, family and commercial*	1	(D)	(D)	(D)	BB
7213	Linen supply*	1	(D)	(D)	(D)	BB
7215	Coin-operated laundries and drycleaning	1	(D)	(D)	(D)	AA
7216	Drycleaning plants, except rug cleaning*	5	(D)	(D)	(D)	BB
7217	Carpet and upholstery cleaning	5	(D)	(D)	(D)	AA
7218	Industrial laundriers*	—	—	—	—	—
7212, 9	Other laundry, cleaning, and garment services*	—	—	—	—	—
722	Photographic studios, portrait	6	(D)	(D)	(D)	BB
723, 4	Beauty and barber shops	36	5 252	2 376	561	218
723	Beauty shops	34	(D)	(D)	(D)	CC
724	Barber shops	2	(D)	(D)	(D)	AA
725	Shoe repair shops and shoeshine parlors	2	(D)	(D)	(D)	AA
726	Funeral service and crematories	3	(D)	(D)	(D)	AA
729	Miscellaneous personal services	5	(D)	(D)	(D)	BB
73	Business services	91	24 503	10 564	2 387	865
731	Advertising	6	(D)	(D)	(D)	BB
732	Consumer credit reporting agencies, mercantile reporting agencies, and adjustment and collection agencies	7	2 443	1 331	292	67
733	Mailing, reproduction, commercial art and photography, and stenographic services	10	(D)	(D)	(D)	BB
734	Services to dwellings and other buildings	22	3 841	2 053	472	277
735	Miscellaneous equipment rental and leasing	6	2 350	446	106	15
736	Personnel supply services	5	2 299	1 605	332	148
737	Computer programming, data processing, and other computer related services	12	(D)	(D)	(D)	BB
7371, 2, 3	Computer programming, prepackaged software, and integrated systems	9	(D)	(D)	(D)	BB
7374, 5, 6	Data processing services	—	—	—	—	—
7377, 8, 9	Computer rental and leasing, maintenance, and related services, n.e.c.	3	(D)	(D)	(D)	AA
738	Miscellaneous business services	23	5 621	2 616	603	222
75	Automotive repair, services, and parking	56	(D)	(D)	(D)	CC
751	Automotive rental and leasing, without drivers	2	(D)	(D)	(D)	AA
752	Automobile parking	5	(D)	(D)	(D)	AA
753	Automotive repair shops	38	9 194	2 252	519	134
7532	Top, body, and upholstery repair shops and paint shops	8	(D)	(D)	(D)	BB
7538	General automotive repair shops	13	(D)	(D)	(D)	BB
7533, 4, 6, 7, 9	Other automotive repair shops	17	(D)	(D)	(D)	BB
754	Automotive services, except repair	11	(D)	(D)	(D)	BB
76	Miscellaneous repair services	25	6 211	1 683	387	100
762	Electrical repair shops	9	(D)	(D)	(D)	BB
7622	Radio and television repair shops	4	927	193	40	12
7623, 9	Other electrical and electronic repair shops	5	(D)	(D)	(D)	BB
763	Watch, clock, and jewelry repair	1	(D)	(D)	(D)	AA
764	Reupholstery and furniture repair	2	(D)	(D)	(D)	AA
769	Miscellaneous repair and related services	13	3 351	798	182	40
78, 79, 84	Amusement and recreation services, including motion pictures and museums	28	(D)	(D)	(D)	CC
781, 2	Motion picture production, distribution, and services	2	(D)	(D)	(D)	AA
783	Motion picture theaters	4	(D)	(D)	(D)	BB
784	Video tape rental	7	1 723	235	53	39
792	Theatrical producers (except motion picture), bands, orchestras, and entertainers	1	(D)	(D)	(D)	AA
793	Bowling centers	1	(D)	(D)	(D)	BB
79 ex. 792, 3, 84	Commercial sports and other amusement and recreation services, including museums	13	(D)	(D)	(D)	BB
80	Health services	99	123 643	65 212	11 769	1 467
801	Offices and clinics of doctors of medicine	32	92 891	54 342	9 592	992
802	Offices and clinics of dentists	30	11 759	3 881	785	174
803	Offices and clinics of doctors of osteopathy	—	—	—	—	—
804	Offices and clinics of other health practitioners	28	6 605	1 799	402	104
805	Nursing and personal care facilities	—	—	—	—	—
806	Hospitals	—	—	—	—	—
807, 8, 9	Other health services	9	12 388	5 190	990	197
81	Legal services	59	22 314	8 393	1 831	255
823, 4, 9	Selected educational services	3	(D)	(D)	(D)	BB

Table 5. Summary Statistics for Firms Subject to Federal Income Tax for Places With 350 Establishments or More: 1992 — Con.

[Includes only establishments with payroll. For meaning of abbreviations and symbols, see introductory text. For explanation of terms and comparability of 1987 and 1992 censuses, see appendix A. For information on geographic areas followed by ▲, see appendix F]

SIC code	Geographic area and kind of business or operation	Establishments (number)	Receipts (\$1,000)	Annual payroll (\$1,000)	First-quarter payroll (\$1,000)	Paid employees for pay period including March 12 (number)
BISMARCK—Con.						
83	Social services	18	(D)	(D)	(D)	EE
835	Child day care services	8	(D)	(D)	(D)	CC
832, 3, 6, 9	Other social services	10	2 587	989	256	145
87 ex. 8733	Engineering, accounting, research, management, and related services (except noncommercial research organizations)	74	(D)	(D)	(D)	EE
871	Engineering, architectural, and surveying services	21	(D)	(D)	(D)	CC
872	Accounting, auditing, and bookkeeping services	34	(D)	(D)	(D)	CC
873 ex. 8733	Research, development, and testing services (except noncommercial research organizations)	4	(D)	(D)	(D)	BB
874	Management and public relations services	15	(D)	(D)	(D)	BB
89	Services, n.e.c.	4	(D)	(D)	(D)	BB
FARGO						
Total		790	543 718	224 800	51 490	10 202
70 ex. 704	Hotels, rooming houses, camps, and other lodging places (except membership lodging)	34	35 613	9 847	2 256	1 282
7011	Hotels and motels	33	(D)	(D)	(D)	GG
7011 pt.	Hotels	17	(D)	(D)	(D)	FF
7011 pt.	Motels, motor hotels, and tourist courts	16	(D)	(D)	(D)	EE
702, 3	Other lodging places	1	(D)	(D)	(D)	AA
72	Personal services	96	26 517	9 787	2 289	785
721	Laundry, cleaning, and garment services	24	13 936	5 058	1 163	330
7211	Power laundries, family and commercial*	1	(D)	(D)	(D)	BB
7213	Linen supply*	1	(D)	(D)	(D)	CC
7215	Coin-operated laundries and drycleaning	5	(D)	(D)	(D)	BB
7216	Drycleaning plants, except rug cleaning*	8	1 877	682	150	55
7217	Carpet and upholstery cleaning	4	698	250	27	19
7218	Industrial laundries*	1	(D)	(D)	(D)	BB
7212, 9	Other laundry, cleaning, and garment services*	4	(D)	(D)	(D)	AA
722	Photographic studios, portrait	9	1 053	248	61	27
723, 4	Beauty and barber shops	44	7 087	3 263	758	289
723	Beauty shops	42	(D)	(D)	(D)	EE
724	Barber shops	2	(D)	(D)	(D)	AA
725	Shoe repair shops and shoeshine parlors	3	(D)	(D)	(D)	AA
726	Funeral service and crematories	4	2 099	506	104	24
729	Miscellaneous personal services	12	(D)	(D)	(D)	CC
73	Business services	152	96 759	36 830	8 601	2 181
731	Advertising	11	4 078	2 250	537	73
732	Consumer credit reporting agencies, mercantile reporting agencies, and adjustment and collection agencies	7	(D)	(D)	(D)	BB
733	Mailing, reproduction, commercial art and photography, and stenographic services	15	4 722	1 171	281	89
734	Services to dwellings and other buildings	34	5 091	2 498	540	381
735	Miscellaneous equipment rental and leasing	18	(D)	(D)	(D)	CC
736	Personnel supply services	13	(D)	(D)	(D)	EE
737	Computer programming, data processing, and other computer related services	26	34 669	14 720	3 531	532
7371, 2, 3	Computer programming, prepackaged software, and integrated systems	15	(D)	(D)	(D)	EE
7374, 5, 6	Data processing services	3	(D)	(D)	(D)	BB
7377, 8, 9	Computer rental and leasing, maintenance, and related services, n.e.c.	8	(D)	(D)	(D)	AA
738	Miscellaneous business services	28	(D)	(D)	(D)	EE
75	Automotive repair, services, and parking	67	24 369	5 156	1 188	377
751	Automotive rental and leasing, without drivers	9	(D)	(D)	(D)	BB
752	Automobile parking	9	876	122	28	24
753	Automotive repair shops	38	(D)	(D)	(D)	CC
7532	Top, body, and upholstery repair shops and paint shops	15	5 663	1 453	374	69
7538	General automotive repair shops	10	(D)	(D)	(D)	BB
7533, 4, 6, 7, 9	Other automotive repair shops	13	(D)	(D)	(D)	BB
754	Automotive services, except repair	11	3 631	1 195	247	129
76	Miscellaneous repair services	32	13 127	3 780	851	176
762	Electrical repair shops	6	7 238	2 168	500	85
7622	Radio and television repair shops	4	(D)	(D)	(D)	BB
7623, 9	Other electrical and electronic repair shops	2	(D)	(D)	(D)	BB
763	Watch, clock, and jewelry repair	1	(D)	(D)	(D)	AA
764	Reupholstery and furniture repair	2	(D)	(D)	(D)	AA
769	Miscellaneous repair and related services	23	5 580	1 496	324	83

Table 5. Summary Statistics for Firms Subject to Federal Income Tax for Places With 350 Establishments or More: 1992 — Con.

[Includes only establishments with payroll. For meaning of abbreviations and symbols, see introductory text. For explanation of terms and comparability of 1987 and 1992 censuses, see appendix A. For information on geographic areas followed by ▲, see appendix F]

SIC code	Geographic area and kind of business or operation	Establishments (number)	Receipts (\$1,000)	Annual payroll (\$1,000)	First-quarter payroll (\$1,000)	Paid employees for pay period including March 12 (number)
FARGO—Con.						
78, 79, 84	Amusement and recreation services, including motion pictures and museums	49	18 656	4 441	1 080	645
781, 2	Motion picture production, distribution, and services	4	(D)	(D)	(D)	AA
783	Motion picture theaters	2	(D)	(D)	(D)	BB
784	Video tape rental	9	(D)	(D)	(D)	BB
792	Theatrical producers (except motion picture), bands, orchestras, and entertainers	2	(D)	(D)	(D)	AA
793	Bowling centers	3	2 838	724	196	134
79 ex. 792, 3; 84	Commercial sports and other amusement and recreation services, including museums	29	8 756	2 467	590	376
80	Health services	153	237 554	115 041	25 423	3 054
801	Offices and clinics of doctors of medicine	43	(D)	(D)	(D)	GG
802	Offices and clinics of dentists	48	16 145	6 137	1 261	244
803	Offices and clinics of doctors of osteopathy	1	(D)	(D)	(D)	AA
804	Offices and clinics of other health practitioners	31	8 884	3 917	851	200
805	Nursing and personal care facilities	3	(D)	(D)	(D)	CC
806	Hospitals	1	(D)	(D)	(D)	AA
807, 8, 9	Other health services	26	(D)	(D)	(D)	FF
81	Legal services	52	(D)	(D)	(D)	EE
823, 4, 9	Selected educational services	6	(D)	(D)	(D)	BB
83	Social services	36	5 243	2 401	554	287
835	Child day care services	27	(D)	(D)	(D)	CC
832, 3, 6, 9	Other social services	9	(D)	(D)	(D)	CC
87 ex. 8733	Engineering, accounting, research, management, and related services (except noncommercial research organizations)	109	53 874	22 716	5 677	938
871	Engineering, architectural, and surveying services	32	(D)	(D)	(D)	EE
872	Accounting, auditing, and bookkeeping services	36	16 548	6 126	1 580	271
873 ex. 8733	Research, development, and testing services (except noncommercial research organizations)	8	(D)	(D)	(D)	BB
874	Management and public relations services	33	15 132	7 421	1 792	316
89	Services, n.e.c.	4	(D)	(D)	(D)	BB
GRAND FORKS						
	Total	367	188 809	80 782	17 348	3 999
70 ex. 704	Hotels, rooming houses, camps, and other lodging places (except membership lodging)	22	21 037	5 600	1 272	660
7011	Hotels and motels	22	21 037	5 600	1 272	660
7011 pt.	Hotels	6	(D)	(D)	(D)	CC
7011 pt.	Motels, motor hotels, and tourist courts	16	(D)	(D)	(D)	EE
702, 3	Other lodging places	—	—	—	—	—
72	Personal services	55	8 987	3 395	846	388
721	Laundry, cleaning, and garment services	8	2 293	871	216	90
7211	Power laundries, family and commercial*	—	—	—	—	—
7213	Linen supply*	—	—	—	—	—
7215	Coin-operated laundries and drycleaning	2	(D)	(D)	(D)	AA
7216	Drycleaning plants, except rug cleaning*	4	(D)	(D)	(D)	BB
7217	Carpet and upholstery cleaning	2	(D)	(D)	(D)	AA
7218	Industrial launderers*	—	—	—	—	—
7212, 9	Other laundry, cleaning, and garment services*	—	—	—	—	—
722	Photographic studios, portrait	9	(D)	(D)	(D)	BB
723, 4	Beauty and barber shops	27	(D)	(D)	(D)	CC
723	Beauty shops	27	(D)	(D)	(D)	CC
724	Barber shops	—	—	—	—	—
725	Shoe repair shops and shoeshine parlors	1	(D)	(D)	(D)	AA
726	Funeral service and crematories	1	(D)	(D)	(D)	AA
729	Miscellaneous personal services	9	1 013	393	127	70
73	Business services	56	23 346	9 553	2 508	568
731	Advertising	5	1 844	1 030	226	32
732	Consumer credit reporting agencies, mercantile reporting agencies, and adjustment and collection agencies	5	(D)	(D)	(D)	BB
733	Mailing, reproduction, commercial art and photography, and stenographic services	3	(D)	(D)	(D)	AA
734	Services to dwellings and other buildings	16	(D)	(D)	(D)	EE
735	Miscellaneous equipment rental and leasing	7	4 150	1 151	280	70
736	Personnel supply services	1	(D)	(D)	(D)	BB
737	Computer programming, data processing, and other computer related services	5	(D)	(D)	(D)	AA
7371, 2, 3	Computer programming, prepackaged software, and integrated systems	3	(D)	(D)	(D)	AA
7374, 5, 6	Data processing services	1	(D)	(D)	(D)	AA
7377, 8, 9	Computer rental and leasing, maintenance, and related services, n.e.c.	1	(D)	(D)	(D)	AA
738	Miscellaneous business services	14	(D)	(D)	(D)	CC

Table 5. Summary Statistics for Firms Subject to Federal Income Tax for Places With 350 Establishments or More: 1992 — Con.

[Includes only establishments with payroll. For meaning of abbreviations and symbols, see introductory text. For explanation of terms and comparability of 1987 and 1992 censuses, see appendix A. For information on geographic areas followed by ▲, see appendix F]

SIC code	Geographic area and kind of business or operation	Establishments (number)	Receipts (\$1,000)	Annual payroll (\$1,000)	First-quarter payroll (\$1,000)	Paid employees for pay period including March 12 (number)
GRAND FORKS—Con.						
75	Automotive repair, services, and parking	35	10 613	2 736	650	217
751	Automotive rental and leasing, without drivers	3	(D)	(D)	(D)	AA
752	Automobile parking	1	(D)	(D)	(D)	AA
753	Automotive repair shops	24	7 496	1 703	405	98
7532	Top, body, and upholstery repair shops and paint shops	8	1 861	471	115	26
7538	General automotive repair shops	8	(D)	(D)	(D)	BB
7533, 4, 6, 7, 9	Other automotive repair shops	8	(D)	(D)	(D)	BB
754	Automotive services, except repair	7	2 122	895	213	102
76	Miscellaneous repair services	17	6 566	2 196	568	165
762	Electrical repair shops	7	(D)	(D)	(D)	CC
7622	Radio and television repair shops	3	(D)	(D)	(D)	BB
7623, 9	Other electrical and electronic repair shops	4	(D)	(D)	(D)	BB
763	Watch, clock, and jewelry repair	—	—	—	—	—
764	Reupholstery and furniture repair	1	(D)	(D)	(D)	AA
769	Miscellaneous repair and related services	9	(D)	(D)	(D)	BB
78, 79, 84	Amusement and recreation services, including motion pictures and museums	26	(D)	(D)	(D)	EE
781, 2	Motion picture production, distribution, and services	1	(D)	(D)	(D)	AA
783	Motion picture theaters	5	(D)	(D)	(D)	BB
784	Video tape rental	4	505	83	7	11
792	Theatrical producers (except motion picture), bands, orchestras, and entertainers	—	—	—	—	—
793	Bowling centers	1	(D)	(D)	(D)	BB
79 ex. 792, 3; 84	Commercial sports and other amusement and recreation services, including museums	15	(D)	(D)	(D)	CC
80	Health services	60	71 801	40 020	7 686	1 057
801	Offices and clinics of doctors of medicine	14	(D)	(D)	(D)	FF
802	Offices and clinics of dentists	21	(D)	(D)	(D)	CC
803	Offices and clinics of doctors of osteopathy	—	—	—	—	—
804	Offices and clinics of other health practitioners	17	(D)	(D)	(D)	CC
805	Nursing and personal care facilities	4	(D)	(D)	(D)	BB
806	Hospitals	—	—	—	—	—
807, 8, 9	Other health services	4	(D)	(D)	(D)	BB
81	Legal services	37	10 172	4 737	1 193	208
823, 4, 9	Selected educational services	1	(D)	(D)	(D)	AA
83	Social services	22	1 295	555	126	84
835	Child day care services	14	(D)	(D)	(D)	BB
832, 3, 6, 9	Other social services	8	(D)	(D)	(D)	AA
87 ex. 8733	Engineering, accounting, research, management, and related services (except noncommercial research organizations)	35	(D)	(D)	(D)	EE
871	Engineering, architectural, and surveying services	13	7 918	3 710	737	125
872	Accounting, auditing, and bookkeeping services	12	7 237	4 568	944	133
873 ex. 8733	Research, development, and testing services (except noncommercial research organizations)	6	(D)	(D)	(D)	BB
874	Management and public relations services	4	(D)	(D)	(D)	BB
89	Services, n.e.c.	1	(D)	(D)	(D)	AA
MINOT						
	Total	372	129 212	45 214	10 011	2 651
70 ex. 704	Hotels, rooming houses, camps, and other lodging places (except membership lodging)	18	(D)	(D)	(D)	EE
7011	Hotels and motels	18	(D)	(D)	(D)	EE
7011 pt. 7011 pt.	Hotels	6	8 082	2 267	550	287
	Motels, motor hotels, and tourist courts	12	(D)	(D)	(D)	CC
702, 3	Other lodging places	—	—	—	—	—
72	Personal services	57	9 693	3 385	749	301
721	Laundry, cleaning, and garment services	12	(D)	(D)	(D)	BB
7211	Power laundries, family and commercial*	—	—	—	—	—
7213	Linen supply*	1	(D)	(D)	(D)	AA
7215	Coin-operated laundries and drycleaning	4	(D)	(D)	(D)	AA
7216	Drycleaning plants, except rug cleaning*	3	1 025	466	101	44
7217	Carpet and upholstery cleaning	1	(D)	(D)	(D)	AA
7218	Industrial launderers*	—	—	—	—	—
7212, 9	Other laundry, cleaning, and garment services*	3	(D)	(D)	(D)	AA
722	Photographic studios, portrait	3	652	124	27	7
723, 4	Beauty and barber shops	34	(D)	(D)	(D)	CC
723	Beauty shops	32	3 638	1 548	338	168
724	Barber shops	2	(D)	(D)	(D)	AA
725	Shoe repair shops and shoeshine parlors	1	(D)	(D)	(D)	AA
726	Funeral service and crematories	2	(D)	(D)	(D)	BB
729	Miscellaneous personal services	5	(D)	(D)	(D)	BB

Table 5. Summary Statistics for Firms Subject to Federal Income Tax for Places With 350 Establishments or More: 1992 — Con.

[Includes only establishments with payroll. For meaning of abbreviations and symbols, see introductory text. For explanation of terms and comparability of 1987 and 1992 censuses, see appendix A. For information on geographic areas followed by ▲, see appendix F]

SIC code	Geographic area and kind of business or operation	Establishments (number)	Receipts (\$1,000)	Annual payroll (\$1,000)	First-quarter payroll (\$1,000)	Paid employees for pay period including March 12 (number)
	MINOT—Con.					
73	Business services	44	7 504	2 198	557	251
731	Advertising	3	(D)	(D)	(D)	AA
732	Consumer credit reporting agencies, mercantile reporting agencies, and adjustment and collection agencies	3	(D)	(D)	(D)	AA
733	Mailing, reproduction, commercial art and photography, and stenographic services	4	385	66	12	11
734	Services to dwellings and other buildings	13	(D)	(D)	(D)	CC
735	Miscellaneous equipment rental and leasing	3	(D)	(D)	(D)	AA
736	Personnel supply services	2	(D)	(D)	(D)	AA
737	Computer programming, data processing, and other computer related services	1	(D)	(D)	(D)	AA
7371, 2, 3	Computer programming, prepackaged software, and integrated systems	—	—	—	—	—
7374, 5, 6	Data processing services	1	(D)	(D)	(D)	AA
7377, 8, 9	Computer rental and leasing, maintenance, and related services, n.e.c.	—	—	—	—	—
738	Miscellaneous business services	15	(D)	(D)	(D)	BB
75	Automotive repair, services, and parking	41	11 689	2 605	631	162
751	Automotive rental and leasing, without drivers	5	1 386	257	58	24
752	Automobile parking	1	(D)	(D)	(D)	AA
753	Automotive repair shops	30	9 396	2 135	521	112
7532	Top, body, and upholstery repair shops and paint shops	9	(D)	(D)	(D)	BB
7538	General automotive repair shops	10	(D)	(D)	(D)	BB
7533, 4, 6, 7, 9	Other automotive repair shops	11	2 719	521	123	35
754	Automotive services, except repair	5	(D)	(D)	(D)	BB
76	Miscellaneous repair services	20	4 165	1 244	282	68
762	Electrical repair shops	8	1 906	708	167	36
7622	Radio and television repair shops	3	(D)	(D)	(D)	AA
7623, 9	Other electrical and electronic repair shops	5	(D)	(D)	(D)	BB
763	Watch, clock, and jewelry repair	1	(D)	(D)	(D)	AA
764	Reupholstery and furniture repair	2	(D)	(D)	(D)	AA
769	Miscellaneous repair and related services	9	(D)	(D)	(D)	BB
78, 79, 84	Amusement and recreation services, including motion pictures and museums	27	(D)	(D)	(D)	EE
781, 2	Motion picture production, distribution, and services	1	(D)	(D)	(D)	AA
783	Motion picture theaters	2	(D)	(D)	(D)	BB
784	Video tape rental	4	(D)	(D)	(D)	BB
792	Theatrical producers (except motion picture), bands, orchestras, and entertainers	—	—	—	—	—
793	Bowling centers	1	(D)	(D)	(D)	BB
79 ex. 792, 3; 84	Commercial sports and other amusement and recreation services, including museums	19	(D)	(D)	(D)	CC
80	Health services	93	51 273	21 640	4 526	713
801	Offices and clinics of doctors of medicine	43	(D)	(D)	(D)	EE
802	Offices and clinics of dentists	26	(D)	(D)	(D)	CC
803	Offices and clinics of doctors of osteopathy	—	—	—	—	—
804	Offices and clinics of other health practitioners	14	(D)	(D)	(D)	BB
805	Nursing and personal care facilities	5	(D)	(D)	(D)	CC
806	Hospitals	—	—	—	—	—
807, 8, 9	Other health services	5	(D)	(D)	(D)	BB
81	Legal services	20	(D)	(D)	(D)	CC
823, 4, 9	Selected educational services	1	(D)	(D)	(D)	AA
83	Social services	20	(D)	(D)	(D)	BB
835	Child day care services	16	(D)	(D)	(D)	BB
832, 3, 6, 9	Other social services	4	(D)	(D)	(D)	AA
87 ex. 8733	Engineering, accounting, research, management, and related services (except noncommercial research organizations)	31	(D)	(D)	(D)	CC
871	Engineering, architectural, and surveying services	9	2 483	1 104	212	47
872	Accounting, auditing, and bookkeeping services	12	(D)	(D)	(D)	CC
873 ex. 8733	Research, development, and testing services (except noncommercial research organizations)	3	(D)	(D)	(D)	BB
874	Management and public relations services	7	795	238	70	18
89	Services, n.e.c.	—	—	—	—	—

Table 6. Summary Statistics for Firms Subject to Federal Income Tax for Counties With 350 Establishments or More: 1992

[Includes only establishments with payroll. For meaning of abbreviations and symbols, see introductory text. For explanation of terms and comparability of 1987 and 1992 censuses, see appendix A. For information on geographic areas followed by ▲, see appendix F]

SIC code	Geographic area and kind of business or operation	Establishments (number)	Receipts (\$1,000)	Annual payroll (\$1,000)	First-quarter payroll (\$1,000)	Paid employees for pay period including March 12 (number)
BURLEIGH COUNTY						
	Total	551	265 672	113 660	23 015	5 183
70 ex. 704	Hotels, rooming houses, camps, and other lodging places (except membership lodging)	20	(D)	(D)	(D)	FF
7011	Hotels and motels	18	21 066	5 626	1 448	886
7011 pt.	Hotels	7	(D)	(D)	(D)	FF
7011 pt.	Motels, motor hotels, and tourist courts	11	(D)	(D)	(D)	CC
702, 3	Other lodging places	2	(D)	(D)	(D)	AA
72	Personal services	65	14 256	5 699	1 363	483
721	Laundry, cleaning, and garment services	13	5 746	2 373	531	148
7211	Power laundries, family and commercial*	1	(D)	(D)	(D)	BB
7213	Linen supply*	1	(D)	(D)	(D)	BB
7215	Coin-operated laundries and drycleaning	1	(D)	(D)	(D)	AA
7216	Drycleaning plants, except rug cleaning*	5	(D)	(D)	(D)	BB
7217	Carpet and upholstery cleaning	5	(D)	(D)	(D)	AA
7218	Industrial laundriers*	—	—	—	—	—
7212, 9	Other laundry, cleaning, and garment services*	—	—	—	—	—
722	Photographic studios, portrait	6	(D)	(D)	(D)	BB
723, 4	Beauty and barber shops	36	5 252	2 376	561	218
723	Beauty shops	34	(D)	(D)	(D)	CC
724	Barber shops	2	(D)	(D)	(D)	AA
725	Shoe repair shops and shoeshine parlors	2	(D)	(D)	(D)	AA
726	Funeral service and crematories	3	(D)	(D)	(D)	AA
729	Miscellaneous personal services	5	(D)	(D)	(D)	BB
73	Business services	96	25 090	10 690	2 416	877
731	Advertising	6	(D)	(D)	(D)	BB
732	Consumer credit reporting agencies, mercantile reporting agencies, and adjustment and collection agencies	7	2 443	1 331	292	67
733	Mailing, reproduction, commercial art and photography, and stenographic services	10	(D)	(D)	(D)	BB
734	Services to dwellings and other buildings	25	(D)	(D)	(D)	EE
735	Miscellaneous equipment rental and leasing	7	(D)	(D)	(D)	AA
736	Personnel supply services	5	2 299	1 605	332	148
737	Computer programming, data processing, and other computer related services	12	(D)	(D)	(D)	BB
7371, 2, 3	Computer programming, prepackaged software, and integrated systems	9	(D)	(D)	(D)	BB
7374, 5, 6	Data processing services	—	—	—	—	—
7377, 8, 9	Computer rental and leasing, maintenance, and related services, n.e.c.	3	(D)	(D)	(D)	AA
738	Miscellaneous business services	24	(D)	(D)	(D)	CC
75	Automotive repair, services, and parking	57	12 641	2 995	697	217
751	Automotive rental and leasing, without drivers	2	(D)	(D)	(D)	AA
752	Automobile parking	5	(D)	(D)	(D)	AA
753	Automotive repair shops	39	(D)	(D)	(D)	CC
7532	Top, body, and upholstery repair shops and paint shops	8	(D)	(D)	(D)	BB
7538	General automotive repair shops	14	3 157	829	189	47
7533, 4, 6, 7, 9	Other automotive repair shops	17	(D)	(D)	(D)	BB
754	Automotive services, except repair	11	(D)	(D)	(D)	BB
76	Miscellaneous repair services	26	(D)	(D)	(D)	CC
762	Electrical repair shops	9	(D)	(D)	(D)	BB
7622	Radio and television repair shops	4	927	193	40	12
7623, 9	Other electrical and electronic repair shops	5	(D)	(D)	(D)	BB
763	Watch, clock, and jewelry repair	1	(D)	(D)	(D)	AA
764	Reupholstery and furniture repair	2	(D)	(D)	(D)	AA
769	Miscellaneous repair and related services	14	(D)	(D)	(D)	BB
78, 79, 84	Amusement and recreation services, including motion pictures and museums	29	11 277	1 463	297	202
781, 2	Motion picture production, distribution, and services	2	(D)	(D)	(D)	AA
783	Motion picture theaters	4	(D)	(D)	(D)	BB
784	Video tape rental	7	1 723	235	53	39
792	Theatrical producers (except motion picture), bands, orchestras, and entertainers	1	(D)	(D)	(D)	AA
793	Bowling centers	1	(D)	(D)	(D)	BB
79 ex. 792, 3, 84	Commercial sports and other amusement and recreation services, including museums	14	6 332	711	120	77
80	Health services	99	123 643	65 212	11 769	1 467
801	Offices and clinics of doctors of medicine	32	92 891	54 342	9 592	992
802	Offices and clinics of dentists	30	11 759	3 881	785	174
803	Offices and clinics of doctors of osteopathy	—	—	—	—	—
804	Offices and clinics of other health practitioners	28	6 605	1 799	402	104
805	Nursing and personal care facilities	—	—	—	—	—
806	Hospitals	—	—	—	—	—
807, 8, 9	Other health services	9	12 388	5 190	990	197
81	Legal services	59	22 314	8 393	1 831	255
823, 4, 9	Selected educational services	3	(D)	(D)	(D)	BB

Table 6. Summary Statistics for Firms Subject to Federal Income Tax for Counties With 350 Establishments or More: 1992 — Con.

[Includes only establishments with payroll. For meaning of abbreviations and symbols, see introductory text. For explanation of terms and comparability of 1987 and 1992 censuses, see appendix A. For information on geographic areas followed by ▲, see appendix F]

SIC code	Geographic area and kind of business or operation	Establishments (number)	Receipts (\$1,000)	Annual payroll (\$1,000)	First-quarter payroll (\$1,000)	Paid employees for pay period including March 12 (number)
BURLEIGH COUNTY—Con.						
83	Social services	18	(D)	(D)	(D)	EE
835	Child day care services	8	(D)	(D)	(D)	CC
832, 3, 6, 9	Other social services	10	2 587	989	256	145
87 ex. 8733	Engineering, accounting, research, management, and related services (except noncommercial research organizations)	75	21 887	8 937	2 102	356
871	Engineering, architectural, and surveying services	21	(D)	(D)	(D)	CC
872	Accounting, auditing, and bookkeeping services	35	7 236	2 534	665	137
873 ex. 8733	Research, development, and testing services (except noncommercial research organizations)	4	(D)	(D)	(D)	BB
874	Management and public relations services	15	(D)	(D)	(D)	BB
89	Services, n.e.c.	4	(D)	(D)	(D)	BB
CASS COUNTY						
	Total	924	574 908	236 494	53 842	10 963
70 ex. 704	Hotels, rooming houses, camps, and other lodging places (except membership lodging)	42	(D)	(D)	(D)	GG
7011	Hotels and motels	41	36 602	9 995	2 294	1 312
7011 pt.	Hotels	19	20 828	5 927	1 375	874
7011 pt.	Motels, motor hotels, and tourist courts	22	15 774	4 068	919	438
702, 3	Other lodging places	1	(D)	(D)	(D)	AA
72	Personal services	114	28 844	10 479	2 459	835
721	Laundry, cleaning, and garment services	25	(D)	(D)	(D)	EE
7211	Power laundries, family and commercial*	1	(D)	(D)	(D)	BB
7213	Linen supply*	1	(D)	(D)	(D)	CC
7215	Coin-operated laundries and drycleaning	5	(D)	(D)	(D)	BB
7216	Drycleaning plants, except rug cleaning*	9	(D)	(D)	(D)	BB
7217	Carpet and upholstery cleaning	4	698	250	27	19
7218	Industrial laundriers*	1	(D)	(D)	(D)	BB
7212, 9	Other laundry, cleaning, and garment services*	4	(D)	(D)	(D)	AA
722	Photographic studios, portrait	11	(D)	(D)	(D)	BB
723, 4	Beauty and barber shops	54	7 578	3 464	808	312
723	Beauty shops	52	(D)	(D)	(D)	EE
724	Barber shops	2	(D)	(D)	(D)	AA
725	Shoe repair shops and shoeshine parlors	3	(D)	(D)	(D)	AA
726	Funeral service and crematories	6	(D)	(D)	(D)	BB
729	Miscellaneous personal services	15	2 823	835	236	122
73	Business services	167	104 021	39 559	9 142	2 376
731	Advertising	11	4 078	2 250	537	73
732	Consumer credit reporting agencies, mercantile reporting agencies, and adjustment and collection agencies	8	2 916	807	196	59
733	Mailing, reproduction, commercial art and photography, and stenographic services	16	(D)	(D)	(D)	BB
734	Services to dwellings and other buildings	37	5 433	2 596	555	394
735	Miscellaneous equipment rental and leasing	19	17 880	3 598	827	185
736	Personnel supply services	14	10 260	7 360	1 595	486
737	Computer programming, data processing, and other computer related services	29	(D)	(D)	(D)	FF
7371, 2, 3	Computer programming, prepackaged software, and integrated systems	17	(D)	(D)	(D)	EE
7374, 5, 6	Data processing services	3	(D)	(D)	(D)	BB
7377, 8, 9	Computer rental and leasing, maintenance, and related services, n.e.c.	9	(D)	(D)	(D)	BB
738	Miscellaneous business services	33	23 830	6 988	1 602	550
75	Automotive repair, services, and parking	81	27 653	6 025	1 361	423
751	Automotive rental and leasing, without drivers	9	(D)	(D)	(D)	BB
752	Automobile parking	9	876	122	28	24
753	Automotive repair shops	51	16 247	3 840	882	211
7532	Top, body, and upholstery repair shops and paint shops	21	7 503	2 038	495	93
7538	General automotive repair shops	15	4 073	600	139	54
7533, 4, 6, 7, 9	Other automotive repair shops	15	4 671	1 202	248	64
754	Automotive services, except repair	12	(D)	(D)	(D)	CC
76	Miscellaneous repair services	43	15 788	4 446	984	215
762	Electrical repair shops	8	(D)	(D)	(D)	BB
7622	Radio and television repair shops	5	(D)	(D)	(D)	BB
7623, 9	Other electrical and electronic repair shops	3	(D)	(D)	(D)	BB
763	Watch, clock, and jewelry repair	1	(D)	(D)	(D)	AA
764	Reupholstery and furniture repair	4	(D)	(D)	(D)	AA
769	Miscellaneous repair and related services	30	(D)	(D)	(D)	CC

Table 6. Summary Statistics for Firms Subject to Federal Income Tax for Counties With 350 Establishments or More: 1992 — Con.

[Includes only establishments with payroll. For meaning of abbreviations and symbols, see introductory text. For explanation of terms and comparability of 1987 and 1992 censuses, see appendix A. For information on geographic areas followed by ▲, see appendix F]

SIC code	Geographic area and kind of business or operation	Establishments (number)	Receipts (\$1,000)	Annual payroll (\$1,000)	First-quarter payroll (\$1,000)	Paid employees for pay period including March 12 (number)
CASS COUNTY—Con.						
78, 79, 84	Amusement and recreation services, including motion pictures and museums	64	21 222	5 053	1 202	730
781, 2	Motion picture production, distribution, and services	7	(D)	(D)	(D)	BB
783	Motion picture theaters	2	(D)	(D)	(D)	BB
784	Video tape rental	12	2 467	511	128	74
792	Theatrical producers (except motion picture), bands, orchestras, and entertainers	3	(D)	(D)	(D)	BB
793	Bowling centers	5	(D)	(D)	(D)	CC
79 ex. 792, 3; 84	Commercial sports and other amusement and recreation services, including museums	35	(D)	(D)	(D)	EE
80	Health services	167	242 441	117 458	25 893	3 146
801	Offices and clinics of doctors of medicine	47	163 296	86 621	19 867	1 914
802	Offices and clinics of dentists	52	17 303	6 517	1 356	265
803	Offices and clinics of doctors of osteopathy	1	(D)	(D)	(D)	AA
804	Offices and clinics of other health practitioners	35	9 651	4 183	890	212
805	Nursing and personal care facilities	3	(D)	(D)	(D)	CC
806	Hospitals	1	(D)	(D)	(D)	AA
807, 8, 9	Other health services	28	(D)	(D)	(D)	FF
81	Legal services	57	25 428	13 024	3 057	349
823, 4, 9	Selected educational services	6	(D)	(D)	(D)	BB
83	Social services	57	(D)	(D)	(D)	EE
835	Child day care services	48	3 367	1 461	346	219
832, 3, 6, 9	Other social services	9	(D)	(D)	(D)	CC
87 ex. 8733	Engineering, accounting, research, management, and related services (except noncommercial research organizations)	122	57 451	24 508	6 037	1 058
871	Engineering, architectural, and surveying services	34	19 840	8 854	2 294	279
872	Accounting, auditing, and bookkeeping services	41	16 962	6 228	1 598	279
873 ex. 8733	Research, development, and testing services (except noncommercial research organizations)	9	(D)	(D)	(D)	CC
874	Management and public relations services	38	(D)	(D)	(D)	EE
89	Services, n.e.c.	4	(D)	(D)	(D)	BB
GRAND FORKS COUNTY						
	Total	412	199 978	84 220	18 069	4 227
70 ex. 704	Hotels, rooming houses, camps, and other lodging places (except membership lodging)	24	(D)	(D)	(D)	FF
7011	Hotels and motels	23	(D)	(D)	(D)	FF
7011 pt.	Hotels	6	(D)	(D)	(D)	CC
7011 pt.	Motels, motor hotels, and tourist courts	17	14 609	4 197	924	472
702, 3	Other lodging places	1	(D)	(D)	(D)	AA
72	Personal services	66	10 399	3 832	919	417
721	Laundry, cleaning, and garment services	11	(D)	(D)	(D)	BB
7211	Power laundries, family and commercial*	—	—	—	—	—
7213	Linen supply*	—	—	—	—	—
7215	Coin-operated laundries and drycleaning	5	(D)	(D)	(D)	AA
7216	Drycleaning plants, except rug cleaning*	4	(D)	(D)	(D)	BB
7217	Carpet and upholstery cleaning	2	(D)	(D)	(D)	AA
7218	Industrial launderers*	—	—	—	—	—
7212, 9	Other laundry, cleaning, and garment services*	—	—	—	—	—
722	Photographic studios, portrait	9	(D)	(D)	(D)	BB
723, 4	Beauty and barber shops	33	4 429	1 895	448	218
723	Beauty shops	33	4 429	1 895	448	218
724	Barber shops	—	—	—	—	—
725	Shoe repair shops and shoeshine parlors	1	(D)	(D)	(D)	AA
726	Funeral service and crematories	3	(D)	(D)	(D)	AA
729	Miscellaneous personal services	9	1 013	393	127	70
73	Business services	61	25 590	10 404	2 688	630
731	Advertising	5	1 844	1 030	226	32
732	Consumer credit reporting agencies, mercantile reporting agencies, and adjustment and collection agencies	5	(D)	(D)	(D)	BB
733	Mailing, reproduction, commercial art and photography, and stenographic services	3	(D)	(D)	(D)	AA
734	Services to dwellings and other buildings	20	13 263	5 739	1 604	313
735	Miscellaneous equipment rental and leasing	7	4 150	1 151	280	70
736	Personnel supply services	1	(D)	(D)	(D)	BB
737	Computer programming, data processing, and other computer related services	5	(D)	(D)	(D)	AA
7371, 2, 3	Computer programming, prepackaged software, and integrated systems	3	(D)	(D)	(D)	AA
7374, 5, 6	Data processing services	1	(D)	(D)	(D)	AA
7377, 8, 9	Computer rental and leasing, maintenance, and related services, n.e.c.	1	(D)	(D)	(D)	AA
738	Miscellaneous business services	15	(D)	(D)	(D)	CC

Table 6. Summary Statistics for Firms Subject to Federal Income Tax for Counties With 350 Establishments or More: 1992 — Con.

[Includes only establishments with payroll. For meaning of abbreviations and symbols, see introductory text. For explanation of terms and comparability of 1987 and 1992 censuses, see appendix A. For information on geographic areas followed by ▲, see appendix F]

SIC code	Geographic area and kind of business or operation	Establishments (number)	Receipts (\$1,000)	Annual payroll (\$1,000)	First-quarter payroll (\$1,000)	Paid employees for pay period including March 12 (number)
GRAND FORKS COUNTY — Con.						
75	Automotive repair, services, and parking	46	13 176	3 149	740	250
751	Automotive rental and leasing, without drivers	5	1 669	172	37	19
752	Automobile parking	1	(D)	(D)	(D)	AA
753	Automotive repair shops	32	(D)	(D)	(D)	CC
7532	Top, body, and upholstery repair shops and paint shops	12	(D)	(D)	(D)	BB
7538	General automotive repair shops	12	2 325	516	118	31
7533, 4, 6, 7, 9	Other automotive repair shops	8	(D)	(D)	(D)	BB
754	Automotive services, except repair	8	(D)	(D)	(D)	CC
76	Miscellaneous repair services	17	6 566	2 196	568	165
762	Electrical repair shops	7	(D)	(D)	(D)	CC
7622	Radio and television repair shops	3	(D)	(D)	(D)	BB
7623, 9	Other electrical and electronic repair shops	4	(D)	(D)	(D)	BB
763	Watch, clock, and jewelry repair	—	—	—	—	—
764	Reupholstery and furniture repair	1	(D)	(D)	(D)	AA
769	Miscellaneous repair and related services	9	(D)	(D)	(D)	BB
78, 79, 84	Amusement and recreation services, including motion pictures and museums	29	17 420	1 853	451	355
781, 2	Motion picture production, distribution, and services	1	(D)	(D)	(D)	AA
783	Motion picture theaters	5	(D)	(D)	(D)	BB
784	Video tape rental	5	(D)	(D)	(D)	BB
792	Theatrical producers (except motion picture), bands, orchestras, and entertainers	—	—	—	—	—
793	Bowling centers	2	(D)	(D)	(D)	BB
79 ex. 792, 3; 84	Commercial sports and other amusement and recreation services, including museums	16	(D)	(D)	(D)	CC
80	Health services	65	73 602	40 455	7 796	1 086
801	Offices and clinics of doctors of medicine	14	(D)	(D)	(D)	FF
802	Offices and clinics of dentists	25	8 291	2 895	751	131
803	Offices and clinics of doctors of osteopathy	—	—	—	—	—
804	Offices and clinics of other health practitioners	18	4 918	2 198	446	108
805	Nursing and personal care facilities	4	(D)	(D)	(D)	BB
806	Hospitals	—	—	—	—	—
807, 8, 9	Other health services	4	(D)	(D)	(D)	BB
81	Legal services	41	10 710	5 014	1 240	219
823, 4, 9	Selected educational services	1	(D)	(D)	(D)	AA
83	Social services	24	(D)	(D)	(D)	BB
835	Child day care services	16	(D)	(D)	(D)	BB
832, 3, 6, 9	Other social services	8	(D)	(D)	(D)	AA
87 ex. 8733	Engineering, accounting, research, management, and related services (except noncommercial research organizations)	37	19 805	11 011	2 228	346
871	Engineering, architectural, and surveying services	13	7 918	3 710	737	125
872	Accounting, auditing, and bookkeeping services	13	(D)	(D)	(D)	CC
873 ex. 8733	Research, development, and testing services (except noncommercial research organizations)	7	(D)	(D)	(D)	BB
874	Management and public relations services	4	(D)	(D)	(D)	BB
89	Services, n.e.c.	1	(D)	(D)	(D)	AA
WARD COUNTY						
	Total	408	133 663	45 960	10 196	2 746
70 ex. 704	Hotels, rooming houses, camps, and other lodging places (except membership lodging)	19	14 627	3 737	875	497
7011	Hotels and motels	19	14 627	3 737	875	497
7011 pt.	Hotels	6	8 082	2 267	550	287
7011 pt.	Motels, motor hotels, and tourist courts	13	6 545	1 470	325	210
702, 3	Other lodging places	—	—	—	—	—
72	Personal services	65	10 362	3 660	821	333
721	Laundry, cleaning, and garment services	13	2 139	794	148	72
7211	Power laundries, family and commercial*	1	(D)	(D)	(D)	AA
7213	Linen supply*	1	(D)	(D)	(D)	AA
7215	Coin-operated laundries and drycleaning	4	(D)	(D)	(D)	AA
7216	Drycleaning plants, except rug cleaning*	3	1 025	466	101	44
7217	Carpet and upholstery cleaning	1	(D)	(D)	(D)	AA
7218	Industrial launderers*	—	—	—	—	—
7212, 9	Other laundry, cleaning, and garment services*	3	(D)	(D)	(D)	AA
722	Photographic studios, portrait	3	652	124	27	7
723, 4	Beauty and barber shops	40	4 220	1 845	406	199
723	Beauty shops	37	(D)	(D)	(D)	CC
724	Barber shops	3	(D)	(D)	(D)	AA
725	Shoe repair shops and shoeshine parlors	1	(D)	(D)	(D)	AA
726	Funeral service and crematories	3	2 185	677	184	27
729	Miscellaneous personal services	5	(D)	(D)	(D)	BB

Table 6. Summary Statistics for Firms Subject to Federal Income Tax for Counties With 350 Establishments or More: 1992 — Con.

[Includes only establishments with payroll. For meaning of abbreviations and symbols, see introductory text. For explanation of terms and comparability of 1987 and 1992 censuses, see appendix A. For information on geographic areas followed by ▲, see appendix F]

SIC code	Geographic area and kind of business or operation	Establishments (number)	Receipts (\$1,000)	Annual payroll (\$1,000)	First-quarter payroll (\$1,000)	Paid employees for pay period including March 12 (number)
WARD COUNTY — Con.						
73	Business services	47	7 750	2 300	578	259
731	Advertising	3	(D)	(D)	(D)	AA
732	Consumer credit reporting agencies, mercantile reporting agencies, and adjustment and collection agencies	4	1 003	237	60	21
733	Mailing, reproduction, commercial art and photography, and stenographic services	4	385	66	12	11
734	Services to dwellings and other buildings	14	1 448	797	204	117
735	Miscellaneous equipment rental and leasing	3	(D)	(D)	(D)	AA
736	Personnel supply services	2	(D)	(D)	(D)	AA
737	Computer programming, data processing, and other computer related services	1	(D)	(D)	(D)	AA
7371, 2, 3	Computer programming, prepackaged software, and integrated systems	—	—	—	—	—
7374, 5, 6	Data processing services	1	(D)	(D)	(D)	AA
7377, 8, 9	Computer rental and leasing, maintenance, and related services, n.e.c.	—	—	—	—	—
738	Miscellaneous business services	16	3 439	754	199	79
75	Automotive repair, services, and parking	46	12 612	2 683	650	170
751	Automotive rental and leasing, without drivers	5	1 386	257	58	24
752	Automobile parking	1	(D)	(D)	(D)	AA
753	Automotive repair shops	35	10 319	2 213	540	120
7532	Top, body, and upholstery repair shops and paint shops	13	3 921	984	247	45
7538	General automotive repair shops	11	3 679	708	170	40
7533, 4, 6, 7, 9	Other automotive repair shops	11	2 719	521	123	35
754	Automotive services, except repair	5	(D)	(D)	(D)	BB
76	Miscellaneous repair services	24	4 353	1 276	286	71
762	Electrical repair shops	8	1 906	708	167	36
7622	Radio and television repair shops	3	(D)	(D)	(D)	AA
7623, 9	Other electrical and electronic repair shops	5	(D)	(D)	(D)	BB
763	Watch, clock, and jewelry repair	1	(D)	(D)	(D)	AA
764	Reupholstery and furniture repair	2	(D)	(D)	(D)	AA
769	Miscellaneous repair and related services	13	(D)	(D)	(D)	BB
78, 79, 84	Amusement and recreation services, including motion pictures and museums	31	15 068	1 804	432	306
781, 2	Motion picture production, distribution, and services	1	(D)	(D)	(D)	AA
783	Motion picture theaters	2	(D)	(D)	(D)	BB
784	Video tape rental	4	(D)	(D)	(D)	BB
792	Theatrical producers (except motion picture), bands, orchestras, and entertainers	—	—	—	—	—
793	Bowling centers	1	(D)	(D)	(D)	BB
79 ex. 792, 3; 84	Commercial sports and other amusement and recreation services, including museums	23	11 305	1 215	289	213
80	Health services	98	51 891	21 743	4 560	732
801	Offices and clinics of doctors of medicine	44	36 279	16 566	3 437	366
802	Offices and clinics of dentists	28	6 541	1 801	400	123
803	Offices and clinics of doctors of osteopathy	—	—	—	—	—
804	Offices and clinics of other health practitioners	16	3 168	1 026	196	46
805	Nursing and personal care facilities	5	(D)	(D)	(D)	CC
806	Hospitals	—	—	—	—	—
807, 8, 9	Other health services	5	(D)	(D)	(D)	BB
81	Legal services	22	7 242	4 529	999	129
823, 4, 9	Selected educational services	1	(D)	(D)	(D)	AA
83	Social services	22	(D)	(D)	(D)	BB
835	Child day care services	17	515	125	42	30
832, 3, 6, 9	Other social services	5	(D)	(D)	(D)	AA
87 ex. 8733	Engineering, accounting, research, management, and related services (except noncommercial research organizations)	33	8 925	3 991	931	195
871	Engineering, architectural, and surveying services	9	2 483	1 104	212	47
872	Accounting, auditing, and bookkeeping services	13	4 553	2 168	571	106
873 ex. 8733	Research, development, and testing services (except noncommercial research organizations)	4	1 094	481	78	24
874	Management and public relations services	7	795	238	70	18
89	Services, n.e.c.	—	—	—	—	—

Table 7a. Summary Statistics for Firms Subject to Federal Income Tax for Metropolitan Areas: 1992

[Includes only establishments with payroll. For meaning of abbreviations and symbols, see introductory text. For explanation of terms and comparability of 1987 and 1992 censuses, see appendix A. For definitions of CMSA's, MSA's, and PMSA's, see appendix D]

SIC code	Geographic area and kind of business or operation	Establishments (number)	Receipts (\$1,000)	Annual payroll (\$1,000)	First-quarter payroll (\$1,000)	Paid employees for pay period including March 12 (number)
BISMARCK, ND MSA						
	Total	667	301 820	126 736	26 395	5 982
70 ex. 704	Hotels, rooming houses, camps, and other lodging places (except membership lodging)	27	(D)	(D)	(D)	GG
7011	Hotels and motels	25	23 733	6 836	1 770	1 052
7011 pt.	Hotels	10	16 873	4 682	1 157	768
7011 pt.	Motels, motor hotels, and tourist courts	15	6 860	2 154	613	284
702, 3	Other lodging places	2	(D)	(D)	(D)	AA
72	Personal services	86	16 831	6 311	1 500	548
721	Laundry, cleaning, and garment services	18	5 994	2 451	548	163
7211	Power laundries, family and commercial*	1	(D)	(D)	(D)	BB
7213	Linen supply*	1	(D)	(D)	(D)	BB
7215	Coin-operated laundries and drycleaning	1	(D)	(D)	(D)	AA
7216	Drycleaning plants, except rug cleaning*	6	1 723	918	192	64
7217	Carpet and upholstery cleaning	8	(D)	(D)	(D)	BB
7218	Industrial laundriers*	—	—	—	—	—
7212, 9	Other laundry, cleaning, and garment services*	1	(D)	(D)	(D)	AA
722	Photographic studios, portrait	9	1 833	340	76	31
723, 4	Beauty and barber shops	47	5 951	2 610	616	247
723	Beauty shops	45	(D)	(D)	(D)	CC
724	Barber shops	2	(D)	(D)	(D)	AA
725	Shoe repair shops and shoeshine parlors	2	(D)	(D)	(D)	AA
726	Funeral service and crematories	5	1 943	429	101	30
729	Miscellaneous personal services	5	(D)	(D)	(D)	BB
73	Business services	107	34 569	14 653	3 390	1 032
731	Advertising	7	1 563	749	151	43
732	Consumer credit reporting agencies, mercantile reporting agencies, and adjustment and collection agencies	7	2 443	1 331	292	67
733	Mailing, reproduction, commercial art and photography, and stenographic services	12	2 264	616	133	57
734	Services to dwellings and other buildings	28	5 424	2 707	654	317
735	Miscellaneous equipment rental and leasing	9	2 928	527	126	21
736	Personnel supply services	5	2 299	1 605	332	148
737	Computer programming, data processing, and other computer related services	13	11 497	4 401	1 067	144
7371, 2, 3	Computer programming, prepackaged software, and integrated systems	9	(D)	(D)	(D)	BB
7374, 5, 6	Data processing services	1	(D)	(D)	(D)	BB
7377, 8, 9	Computer rental and leasing, maintenance, and related services, n.e.c.	3	(D)	(D)	(D)	AA
738	Miscellaneous business services	26	6 151	2 717	635	235
75	Automotive repair, services, and parking	70	16 153	3 931	921	281
751	Automotive rental and leasing, without drivers	2	(D)	(D)	(D)	AA
752	Automobile parking	5	(D)	(D)	(D)	AA
753	Automotive repair shops	50	12 763	3 156	739	198
7532	Top, body, and upholstery repair shops and paint shops	10	1 755	547	132	39
7538	General automotive repair shops	21	5 506	1 415	331	88
7533, 4, 6, 7, 9	Other automotive repair shops	19	5 502	1 194	276	71
754	Automotive services, except repair	13	1 731	506	117	51
76	Miscellaneous repair services	41	9 996	2 679	543	158
762	Electrical repair shops	10	2 646	868	196	55
7622	Radio and television repair shops	4	927	193	40	12
7623, 9	Other electrical and electronic repair shops	6	1 719	675	156	43
763	Watch, clock, and jewelry repair	1	(D)	(D)	(D)	AA
764	Reupholstery and furniture repair	4	224	37	14	8
769	Miscellaneous repair and related services	26	(D)	(D)	(D)	BB
78, 79, 84	Amusement and recreation services, including motion pictures and museums	41	13 093	1 870	403	287
781, 2	Motion picture production, distribution, and services	2	(D)	(D)	(D)	AA
783	Motion picture theaters	5	(D)	(D)	(D)	BB
784	Video tape rental	10	(D)	(D)	(D)	BB
792	Theatrical producers (except motion picture), bands, orchestras, and entertainers	1	(D)	(D)	(D)	AA
793	Bowling centers	5	2 178	455	138	95
79 ex. 792, 3, 84	Commercial sports and other amusement and recreation services, including museums	18	6 676	773	128	86
80	Health services	112	131 226	68 654	12 520	1 569
801	Offices and clinics of doctors of medicine	37	97 608	56 801	10 091	1 048
802	Offices and clinics of dentists	34	13 205	4 503	925	202
803	Offices and clinics of doctors of osteopathy	—	—	—	—	—
804	Offices and clinics of other health practitioners	32	8 025	2 160	514	122
805	Nursing and personal care facilities	—	—	—	—	—
806	Hospitals	—	—	—	—	—
807, 8, 9	Other health services	9	12 388	5 190	990	197
81	Legal services	69	24 454	8 764	1 931	284
823, 4, 9	Selected educational services	3	(D)	(D)	(D)	BB

Table 7a. Summary Statistics for Firms Subject to Federal Income Tax for Metropolitan Areas: 1992 — Con.

[Includes only establishments with payroll. For meaning of abbreviations and symbols, see introductory text. For explanation of terms and comparability of 1987 and 1992 censuses, see appendix A. For definitions of CMSA's, MSA's, and PMSA's, see appendix D]

SIC code	Geographic area and kind of business or operation	Establishments (number)	Receipts (\$1,000)	Annual payroll (\$1,000)	First-quarter payroll (\$1,000)	Paid employees for pay period including March 12 (number)
BISMARCK, ND MSA — Con.						
83	Social services	20	4 731	2 056	509	315
835	Child day care services	10	2 144	1 067	253	170
832, 3, 6, 9	Other social services	10	2 587	989	256	145
87 ex. 8733	Engineering, accounting, research, management, and related services (except noncommercial research organizations)	87	24 157	9 878	2 676	398
871	Engineering, architectural, and surveying services	23	11 181	5 276	1 226	169
872	Accounting, auditing, and bookkeeping services	39	7 444	2 582	677	146
873 ex. 8733	Research, development, and testing services (except noncommercial research organizations)	6	1 428	569	115	35
874	Management and public relations services	19	4 104	1 451	658	48
89	Services, n.e.c.	4	(D)	(D)	(D)	BB
FARGO—MOORHEAD, ND—MN MSA						
	Total	1 161	644 735	261 686	59 683	12 912
70 ex. 704	Hotels, rooming houses, camps, and other lodging places (except membership lodging)	56	41 449	11 375	2 675	1 579
7011	Hotels and motels	53	41 159	11 333	2 666	1 568
7011 pt.	Hotels	24	24 086	6 912	1 612	1 046
7011 pt.	Motels, motor hotels, and tourist courts	29	17 073	4 421	1 054	522
702, 3	Other lodging places	3	290	42	9	11
72	Personal services	152	34 385	12 443	2 923	1 036
721	Laundry, cleaning, and garment services	30	14 760	5 303	1 219	359
7211	Power laundries, family and commercial*	1	(D)	(D)	(D)	BB
7213	Linen supply*	1	(D)	(D)	(D)	CC
7215	Coin-operated laundries and drycleaning	7	502	147	31	37
7216	Drycleaning plants, except rug cleaning*	11	2 436	872	195	75
7217	Carpet and upholstery cleaning	4	698	250	27	19
7218	Industrial laundriers*	1	(D)	(D)	(D)	BB
7212, 9	Other laundry, cleaning, and garment services*	5	338	80	20	8
722	Photographic studios, portrait	13	2 061	494	102	40
723, 4	Beauty and barber shops	74	9 849	4 478	1 072	424
723	Beauty shops	72	(D)	(D)	(D)	EE
724	Barber shops	2	(D)	(D)	(D)	AA
725	Shoe repair shops and shoeshine parlors	4	328	61	15	8
726	Funeral service and crematories	8	3 988	1 110	241	50
729	Miscellaneous personal services	23	3 399	997	274	155
73	Business services	197	112 127	43 248	10 020	2 849
731	Advertising	11	4 078	2 250	537	73
732	Consumer credit reporting agencies, mercantile reporting agencies, and adjustment and collection agencies	8	2 916	807	196	59
733	Mailing, reproduction, commercial art and photography, and stenographic services	20	5 560	1 365	328	114
734	Services to dwellings and other buildings	46	7 176	3 473	779	552
735	Miscellaneous equipment rental and leasing	22	18 522	3 697	849	196
736	Personnel supply services	14	10 260	7 360	1 595	486
737	Computer programming, data processing, and other computer related services	31	35 240	15 041	3 609	545
7371, 2, 3	Computer programming, prepackaged software, and integrated systems	18	(D)	(D)	(D)	EE
7374, 5, 6	Data processing services	3	(D)	(D)	(D)	BB
7377, 8, 9	Computer rental and leasing, maintenance, and related services, n.e.c.	10	2 918	627	164	25
738	Miscellaneous business services	45	28 375	9 255	2 127	824
75	Automotive repair, services, and parking	116	34 813	7 494	1 689	527
751	Automotive rental and leasing, without drivers	11	7 127	903	211	59
752	Automobile parking	9	876	122	28	24
753	Automotive repair shops	80	22 071	5 053	1 152	285
7532	Top, body, and upholstery repair shops and paint shops	29	9 592	2 466	600	120
7538	General automotive repair shops	30	6 328	1 121	242	86
7533, 4, 6, 7, 9	Other automotive repair shops	21	6 151	1 466	310	79
754	Automotive services, except repair	16	4 739	1 416	298	159
76	Miscellaneous repair services	51	19 970	5 440	1 192	265
762	Electrical repair shops	9	7 908	2 338	525	93
7622	Radio and television repair shops	5	(D)	(D)	(D)	BB
7623, 9	Other electrical and electronic repair shops	4	(D)	(D)	(D)	BB
763	Watch, clock, and jewelry repair	1	(D)	(D)	(D)	AA
764	Reupholstery and furniture repair	6	400	190	34	16
769	Miscellaneous repair and related services	35	(D)	(D)	(D)	CC

Table 7a. Summary Statistics for Firms Subject to Federal Income Tax for Metropolitan Areas: 1992—Con.

[Includes only establishments with payroll. For meaning of abbreviations and symbols, see introductory text. For explanation of terms and comparability of 1987 and 1992 censuses, see appendix A. For definitions of CMSA's, MSA's, and PMSA's, see appendix D]

SIC code	Geographic area and kind of business or operation	Establishments (number)	Receipts (\$1,000)	Annual payroll (\$1,000)	First-quarter payroll (\$1,000)	Paid employees for pay period including March 12 (number)
FARGO—MOORHEAD, ND—MN MSA—Con.						
78, 79, 84	Amusement and recreation services, including motion pictures and museums	73	23 910	5 528	1 315	801
781, 2	Motion picture production, distribution, and services	7	(D)	(D)	(D)	BB
783	Motion picture theaters	3	(D)	(D)	(D)	BB
784	Video tape rental	15	3 302	649	169	93
792	Theatrical producers (except motion picture), bands, orchestras, and entertainers	3	(D)	(D)	(D)	BB
793	Bowling centers	6	3 435	879	248	167
79 ex. 792, 3; 84	Commercial sports and other amusement and recreation services, including museums	39	10 517	2 942	652	429
80	Health services	217	261 703	125 896	27 795	3 615
801	Offices and clinics of doctors of medicine	56	168 335	89 278	20 494	2 009
802	Offices and clinics of dentists	74	23 067	8 794	1 796	362
803	Offices and clinics of doctors of osteopathy	1	(D)	(D)	(D)	AA
804	Offices and clinics of other health practitioners	48	12 695	4 888	1 044	259
805	Nursing and personal care facilities	5	8 444	3 984	978	330
806	Hospitals	1	(D)	(D)	(D)	AA
807, 8, 9	Other health services	32	(D)	(D)	(D)	FF
81	Legal services	71	35 335	16 742	3 869	467
823, 4, 9	Selected educational services	8	(D)	(D)	(D)	BB
83	Social services	69	7 390	3 271	772	425
835	Child day care services	56	3 860	1 662	398	253
832, 3, 6, 9	Other social services	13	3 530	1 609	374	172
87 ex. 8733	Engineering, accounting, research, management, and related services (except noncommercial research organizations)	146	64 065	26 913	6 618	1 171
871	Engineering, architectural, and surveying services	40	22 448	9 820	2 480	313
872	Accounting, auditing, and bookkeeping services	53	20 048	7 208	1 859	340
873 ex. 8733	Research, development, and testing services (except noncommercial research organizations)	11	5 032	1 663	287	172
874	Management and public relations services	42	16 537	8 222	1 992	346
89	Services, n.e.c.	5	(D)	(D)	(D)	BB
GRAND FORKS, ND—MN MSA						
	Total	572	238 786	99 038	21 207	5 210
70 ex. 704	Hotels, rooming houses, camps, and other lodging places (except membership lodging)	36	23 534	6 352	1 470	760
7011	Hotels and motels	30	23 077	6 293	1 444	746
7011 pt.	Hotels	7	6 535	1 420	351	191
7011 pt.	Motels, motor hotels, and tourist courts	23	16 542	4 873	1 093	555
702, 3	Other lodging places	6	457	59	26	14
72	Personal services	93	13 695	4 666	1 115	500
721	Laundry, cleaning, and garment services	13	2 780	940	231	104
7211	Power laundries, family and commercial*	—	—	—	—	—
7213	Linen supply*	—	—	—	—	—
7215	Coin-operated laundries and drycleaning	6	(D)	(D)	(D)	BB
7216	Drycleaning plants, except rug cleaning*	5	1 939	841	207	82
7217	Carpet and upholstery cleaning	2	(D)	(D)	(D)	AA
7218	Industrial laundriers*	—	—	—	—	—
7212, 9	Other laundry, cleaning, and garment services*	—	—	—	—	—
722	Photographic studios, portrait	10	1 380	290	65	24
723, 4	Beauty and barber shops	48	5 350	2 247	532	265
723	Beauty shops	48	5 350	2 247	532	265
724	Barber shops	—	—	—	—	—
725	Shoe repair shops and shoeshine parlors	2	(D)	(D)	(D)	AA
726	Funeral service and crematories	6	2 773	711	139	25
729	Miscellaneous personal services	14	(D)	(D)	(D)	BB
73	Business services	74	27 294	10 917	2 805	679
731	Advertising	5	1 844	1 030	226	32
732	Consumer credit reporting agencies, mercantile reporting agencies, and adjustment and collection agencies	6	1 658	385	85	41
733	Mailing, reproduction, commercial art and photography, and stenographic services	5	728	210	43	17
734	Services to dwellings and other buildings	25	13 621	5 853	1 629	326
735	Miscellaneous equipment rental and leasing	7	4 150	1 151	280	70
736	Personnel supply services	1	(D)	(D)	(D)	BB
737	Computer programming, data processing, and other computer related services	7	1 168	585	129	24
7371, 2, 3	Computer programming, prepackaged software, and integrated systems	5	(D)	(D)	(D)	AA
7374, 5, 6	Data processing services	1	(D)	(D)	(D)	AA
7377, 8, 9	Computer rental and leasing, maintenance, and related services, n.e.c.	1	(D)	(D)	(D)	AA
738	Miscellaneous business services	18	(D)	(D)	(D)	CC

ND—36 NORTH DAKOTA

SERVICE INDUSTRIES—GEOGRAPHIC AREA SERIES

Table 7a. Summary Statistics for Firms Subject to Federal Income Tax for Metropolitan Areas: 1992 — Con.

[Includes only establishments with payroll. For meaning of abbreviations and symbols, see introductory text. For explanation of terms and comparability of 1987 and 1992 censuses, see appendix A. For definitions of CMSA's, MSA's, and PMSA's, see appendix D]

SIC code	Geographic area and kind of business or operation	Establishments (number)	Receipts (\$1,000)	Annual payroll (\$1,000)	First-quarter payroll (\$1,000)	Paid employees for pay period including March 12 (number)
	GRAND FORKS, ND-MN MSA — Con.					
75	Automotive repair, services, and parking	61	16 425	3 720	864	295
751	Automotive rental and leasing, without drivers	5	1 669	172	37	19
752	Automobile parking	1	(D)	(D)	(D)	AA
753	Automotive repair shops	46	12 214	2 576	595	158
7532	Top, body, and upholstery repair shops and paint shops	18	3 985	832	194	51
7538	General automotive repair shops	19	4 094	888	198	57
7533, 4, 6, 7, 9	Other automotive repair shops	9	4 135	856	203	50
754	Automotive services, except repair	9	(D)	(D)	(D)	CC
76	Miscellaneous repair services	24	9 951	3 158	761	221
762	Electrical repair shops	8	3 314	1 552	400	124
7622	Radio and television repair shops	3	(D)	(D)	(D)	BB
7623, 9	Other electrical and electronic repair shops	5	(D)	(D)	(D)	CC
763	Watch, clock, and jewelry repair	—	—	—	—	—
764	Reupholstery and furniture repair	2	(D)	(D)	(D)	AA
769	Miscellaneous repair and related services	14	(D)	(D)	(D)	BB
78, 79, 84	Amusement and recreation services, including motion pictures and museums	41	18 924	2 288	551	423
781, 2	Motion picture production, distribution, and services	1	(D)	(D)	(D)	AA
783	Motion picture theaters	7	(D)	(D)	(D)	BB
784	Video tape rental	8	1 373	366	70	48
792	Theatrical producers (except motion picture), bands, orchestras, and entertainers	—	—	—	—	—
793	Bowling centers	4	(D)	(D)	(D)	BB
79 ex. 792, 3; 84	Commercial sports and other amusement and recreation services, including museums	21	13 774	1 173	293	223
80	Health services	101	86 512	46 446	9 068	1 446
801	Offices and clinics of doctors of medicine	16	59 814	34 793	6 549	750
802	Offices and clinics of dentists	38	12 767	4 627	1 112	221
803	Offices and clinics of doctors of osteopathy	1	(D)	(D)	(D)	AA
804	Offices and clinics of other health practitioners	30	6 989	2 859	600	152
805	Nursing and personal care facilities	8	4 628	2 591	552	214
806	Hospitals	—	—	—	—	—
807, 8, 9	Other health services	8	(D)	(D)	(D)	CC
81	Legal services	51	14 480	6 725	1 538	275
823, 4, 9	Selected educational services	2	(D)	(D)	(D)	AA
83	Social services	35	(D)	(D)	(D)	CC
835	Child day care services	22	(D)	(D)	(D)	BB
832, 3, 6, 9	Other social services	13	1 710	538	142	58
87 ex. 8733	Engineering, accounting, research, management, and related services (except noncommercial research organizations)	53	24 812	13 587	2 733	457
871	Engineering, architectural, and surveying services	18	11 152	5 477	1 050	194
872	Accounting, auditing, and bookkeeping services	22	8 852	5 294	1 132	178
873 ex. 8733	Research, development, and testing services (except noncommercial research organizations)	8	2 823	1 144	234	54
874	Management and public relations services	5	1 985	1 672	317	31
89	Services, n.e.c.	1	(D)	(D)	(D)	AA

Table 7b. Summary Statistics for Firms Exempt From Federal Income Tax for Metropolitan Areas: 1992

[Includes only establishments with payroll. For meaning of abbreviations and symbols, see introductory text. For explanation of terms and comparability of 1987 and 1992 censuses, see appendix A. For definitions of CMSA's, MSA's, and PMSA's, see appendix D]

SIC code	Geographic area and kind of business or operation	Establishments (number)	Revenue (\$1,000)	Annual payroll (\$1,000)	First-quarter payroll (\$1,000)	Paid employees for pay period including March 12 (number)
BISMARCK, ND MSA						
	Total	183	251 472	103 806	27 556	7 201
7032, 704	Camps and membership lodging	-	-	-	-	-
792, 7991 pt., 7997, 7999 pt., 84	Selected amusement, recreation, and related services	3	(D)	(D)	(D)	AA
8011 pt.; 8021 pt.; 805, 6, 8, 9	Selected health services	18	186 415	81 323	22 140	4 585
8111 pt.	Legal aid societies and similar legal services	1	(D)	(D)	(D)	AA
823, 4, 9	Selected educational services	3	(D)	(D)	(D)	BB
83	Social services	49	28 027	11 627	2 681	1 584
835	Child day care services	2	(D)	(D)	(D)	BB
832, 3, 6, 9	Other social services	47	(D)	(D)	(D)	GG
861, 2, 4, 9	Selected membership organizations	105	34 996	10 065	2 562	964
873, 4 ex. 8744	Research, testing, and consulting services, except facilities support management services	4	720	290	57	22
FARGO-MOORHEAD, ND-MN MSA						
	Total	238	366 567	159 043	39 395	9 007
7032, 704	Camps and membership lodging	11	925	204	52	41
792, 7991 pt., 7997, 7999 pt., 84	Selected amusement, recreation, and related services	16	8 249	3 052	657	263
8011 pt.; 8021 pt.; 805, 6, 8, 9	Selected health services	27	286 066	130 726	32 460	5 854
8111 pt.	Legal aid societies and similar legal services	3	1 367	548	137	22
823, 4, 9	Selected educational services	4	152	79	22	6
83	Social services	80	36 772	15 835	3 823	1 815
835	Child day care services	12	2 761	1 340	340	185
832, 3, 6, 9	Other social services	68	34 011	14 495	3 483	1 630
861, 2, 4, 9	Selected membership organizations	93	29 321	7 146	1 858	966
873, 4 ex. 8744	Research, testing, and consulting services, except facilities support management services	4	3 715	1 453	386	40
GRAND FORKS, ND-MN MSA						
	Total	186	231 187	94 653	23 540	5 670
7032, 704	Camps and membership lodging	15	1 261	164	35	24
792, 7991 pt., 7997, 7999 pt., 84	Selected amusement, recreation, and related services	12	4 788	1 147	209	80
8011 pt.; 8021 pt.; 805, 6, 8, 9	Selected health services	33	166 058	77 344	19 419	3 913
8111 pt.	Legal aid societies and similar legal services	-	-	-	-	-
823, 4, 9	Selected educational services	2	(D)	(D)	(D)	BB
83	Social services	55	17 139	7 222	1 722	831
835	Child day care services	6	959	678	182	109
832, 3, 6, 9	Other social services	49	16 180	6 544	1 540	722
861, 2, 4, 9	Selected membership organizations	64	21 452	4 663	1 128	699
873, 4 ex. 8744	Research, testing, and consulting services, except facilities support management services	5	(D)	(D)	(D)	BB

ND-38 NORTH DAKOTA

SERVICE INDUSTRIES—GEOGRAPHIC AREA SERIES

Table 8a. Summary Statistics for Firms Subject to Federal Income Tax for the Area Outside Metropolitan Areas: 1992

[Includes only establishments with payroll. For meaning of abbreviations and symbols, see introductory text. For explanation of terms and comparability of 1987 and 1992 censuses, see appendix A. For definitions of CMSA's, MSA's, and PMSA's, see appendix D]

SIC code	Kind of business or operation	Establishments (number)	Receipts (\$1,000)	Annual payroll (\$1,000)	First-quarter payroll (\$1,000)	Paid employees for pay period including March 12 (number)
	Total	2 218	499 005	168 377	38 910	11 403
70 ex. 704	Hotels, rooming houses, camps, and other lodging places (except membership lodging)	152	43 854	11 110	2 510	1 717
7011	Hotels and motels	140	(D)	(D)	(D)	GG
7011 pt.	Hotels	34	(D)	(D)	(D)	FF
7011 pt.	Hotels, 25 guestrooms or more	22	18 486	5 406	1 294	769
7011 pt.	Hotels, less than 25 guestrooms	12	(D)	(D)	(D)	BB
7011 pt.	Motels, motor hotels, and tourist courts	106	22 469	5 203	1 119	870
7011 pt.	Motels, tourist courts	91	15 765	3 558	747	641
7011 pt.	Motor hotels	15	6 704	1 645	372	229
702, 3	Other lodging places	12	(D)	(D)	(D)	BB
702	Rooming and boarding houses	3	(D)	(D)	(D)	AA
703	Camps and recreational vehicle parks	9	(D)	(D)	(D)	AA
72	Personal services	431	47 478	13 544	3 163	1 412
721	Laundry, cleaning, and garment services	65	7 252	2 243	492	273
7211	Power laundries, family and commercial*	5	(D)	(D)	(D)	BB
7213	Linen supply*	2	(D)	(D)	(D)	AA
7215	Coin-operated laundries and drycleaning	15	(D)	(D)	(D)	BB
7216	Drycleaning plants, except rug cleaning*	17	(D)	(D)	(D)	CC
7217	Carpet and upholstery cleaning	21	(D)	(D)	(D)	BB
7218	Industrial launderers*	1	(D)	(D)	(D)	AA
7212, 9	Other laundry, cleaning, and garment services*	4	(D)	(D)	(D)	AA
7212	Garment pressing, and agents for laundries and drycleaners	2	(D)	(D)	(D)	AA
7219	Laundry and garment services, n.e.c.*	2	(D)	(D)	(D)	AA
722	Photographic studios, portrait	23	3 709	535	114	51
723, 4	Beauty and barber shops	235	15 312	5 887	1 362	727
723	Beauty shops	229	14 901	5 662	1 311	709
724	Barber shops	6	411	225	51	18
725	Shoe repair shops and shoeshine parlors	4	(D)	(D)	(D)	AA
726	Funeral service and crematories	54	17 236	4 034	895	179
729	Miscellaneous personal services	50	(D)	(D)	(D)	CC
7291	Tax return preparation services	34	(D)	(D)	(D)	CC
7299	Miscellaneous personal services, n.e.c.	16	(D)	(D)	(D)	BB
73	Business services	170	34 922	11 155	2 643	997
731	Advertising	5	611	104	27	16
7311	Advertising agencies	4	(D)	(D)	(D)	AA
7312	Outdoor advertising services	—	—	—	—	—
7313	Radio, television, publishers' advertising representatives	—	—	—	—	—
7319	Advertising, n.e.c.	1	(D)	(D)	(D)	AA
732	Consumer credit reporting agencies, mercantile reporting agencies, and adjustment and collection agencies	11	(D)	(D)	(D)	BB
7322	Adjustment and collection services	9	(D)	(D)	(D)	BB
7323	Credit reporting services	2	(D)	(D)	(D)	AA
733	Mailing, reproduction, commercial art and photography, and stenographic services	12	(D)	(D)	(D)	BB
7331	Direct mail advertising services	—	—	—	—	—
7334	Photocopying and duplicating services	2	(D)	(D)	(D)	AA
7335, 6	Commercial photography, art, and graphics	7	931	201	40	21
7335	Commercial photography	2	(D)	(D)	(D)	AA
7336	Commercial art and graphic design	5	(D)	(D)	(D)	BB
7338	Secretarial and court reporting services	3	(D)	(D)	(D)	AA
734	Services to dwellings and other buildings	47	3 714	1 784	424	279
7342	Disinfecting and pest control services	—	—	—	—	—
7349	Building cleaning and maintenance services, n.e.c.	47	3 714	1 784	424	279
735	Miscellaneous equipment rental and leasing	19	7 539	2 083	470	69
7352	Medical equipment rental and leasing	—	—	—	—	—
7353	Heavy construction equipment rental and leasing	2	(D)	(D)	(D)	AA
7359	Equipment rental and leasing, n.e.c.	17	(D)	(D)	(D)	BB
736	Personnel supply services	6	(D)	(D)	(D)	CC
7361	Employment agencies	2	(D)	(D)	(D)	AA
7363	Help supply services	4	(D)	(D)	(D)	CC
7363 pt.	Temporary help supply	3	(D)	(D)	(D)	BB
7363 pt.	Help supply, except temporary	1	(D)	(D)	(D)	CC
737	Computer programming, data processing, and other computer related services	10	(D)	(D)	(D)	BB
7371, 2, 3	Computer programming, prepackaged software, and integrated systems	3	(D)	(D)	(D)	AA
7371	Computer programming services	2	(D)	(D)	(D)	AA
7372	Prepackaged software	1	(D)	(D)	(D)	AA
7373	Computer integrated systems	—	—	—	—	—
7374, 5, 6	Data processing services	6	(D)	(D)	(D)	BB
7374, 5	Computer processing, information retrieval	6	(D)	(D)	(D)	BB
7376	Computer facilities management services	—	—	—	—	—
7377, 8, 9	Computer rental and leasing, maintenance, and related services, n.e.c.	1	(D)	(D)	(D)	AA
7377	Computer rental and leasing	—	—	—	—	—
7378	Computer maintenance and repair	—	—	—	—	—
7379	Computer related services, n.e.c.	1	(D)	(D)	(D)	AA

Table 8a. Summary Statistics for Firms Subject to Federal Income Tax for the Area Outside Metropolitan Areas: 1992 — Con.

[Includes only establishments with payroll. For meaning of abbreviations and symbols, see introductory text. For explanation of terms and comparability of 1987 and 1992 censuses, see appendix A. For definitions of CMSA's, MSA's, and PMSA's, see appendix D]

SIC code	Kind of business or operation	Establishments (number)	Receipts (\$1,000)	Annual payroll (\$1,000)	First-quarter payroll (\$1,000)	Paid employees for pay period including March 12 (number)
73	Business services—Con.					
738	Miscellaneous business services -----	60	(D)	(D)	(D)	EE
7381, 2	Detective agencies and protective services -----	8	1 358	699	176	65
7381	Detective, guard, and armored car services -----	5	(D)	(D)	(D)	BB
7382	Security systems services -----	3	(D)	(D)	(D)	BB
7383	News syndicates -----	—	—	—	—	—
7384	Photofinishing laboratories* -----	10	(D)	(D)	(D)	BB
7389	Business services, n.e.c. -----	42	12 138	2 344	509	235
7389 pt.	Sign painting shops -----	4	(D)	(D)	(D)	AA
7389 pt.	Interior designing -----	4	(D)	(D)	(D)	AA
7389 pt.	Telephone answering services -----	2	(D)	(D)	(D)	AA
7389 pt.	Other business services -----	32	10 228	1 933	395	194
75	Automotive repair, services, and parking -----	257	56 860	10 009	2 410	718
751	Automotive rental and leasing, without drivers -----	13	7 027	727	176	54
7513	Truck rental and leasing, without drivers -----	8	5 733	487	123	29
7514, 5	Passenger car rental and leasing -----	5	1 294	240	53	25
7514	Passenger car rental -----	5	1 294	240	53	25
7515	Passenger car leasing -----	—	—	—	—	—
7519	Utility trailer and recreational vehicle rental -----	—	—	—	—	—
752	Automobile parking -----	1	(D)	(D)	(D)	AA
753	Automotive repair shops -----	227	(D)	(D)	(D)	FF
7532	Top, body, and upholstery repair shops and paint shops -----	83	(D)	(D)	(D)	CC
7532 pt.	Top and body repair shops -----	81	(D)	(D)	(D)	CC
7532 pt.	Paint shops -----	2	(D)	(D)	(D)	AA
7538	General automotive repair shops -----	113	24 017	4 344	1 033	304
7538 pt.	General automotive repair shops, except diesel -----	97	16 016	2 683	626	210
7538 pt.	Diesel repair shops -----	16	8 001	1 661	407	94
7533, 4, 6, 7, 9	Other automotive repair shops -----	31	(D)	(D)	(D)	BB
7533	Automotive exhaust system repair shops -----	4	597	95	23	9
7534	Tire retreading and repair shops -----	2	(D)	(D)	(D)	BB
7536	Automotive glass replacement shops -----	8	(D)	(D)	(D)	AA
7537	Automotive transmission repair shops -----	7	1 526	271	62	18
7539	Automotive repair shops, n.e.c. -----	10	1 572	229	54	22
7539 pt.	Radiator repair -----	7	(D)	(D)	(D)	AA
7539 pt.	Brake, front end, and wheel alignment -----	1	(D)	(D)	(D)	AA
7539 pt.	Automotive electrical and fuel system services -----	2	(D)	(D)	(D)	AA
7539 pt.	Other automotive repair shops, n.e.c. -----	—	—	—	—	—
754	Automotive services, except repair -----	16	(D)	(D)	(D)	BB
7542	Carwashes -----	13	(D)	(D)	(D)	BB
7549	Automotive services, except repair and carwashes -----	3	(D)	(D)	(D)	AA
76	Miscellaneous repair services -----	126	22 979	5 430	1 264	363
762	Electrical repair shops -----	22	3 632	1 105	256	63
7622	Radio and television repair shops -----	7	(D)	(D)	(D)	AA
7623, 9	Other electrical and electronic repair shops -----	15	(D)	(D)	(D)	BB
7623	Refrigeration and air-conditioning service and repair shops -----	4	(D)	(D)	(D)	AA
7629	Electrical and electronic repair shops, n.e.c. -----	11	(D)	(D)	(D)	BB
763	Watch, clock, and jewelry repair -----	1	(D)	(D)	(D)	AA
764	Reupholstery and furniture repair -----	9	(D)	(D)	(D)	AA
769	Miscellaneous repair and related services -----	94	19 019	4 263	995	289
7692	Welding repair -----	26	4 747	1 248	277	76
7694	Armature rewinding shops -----	7	1 265	332	78	21
7699	Repair shops and related services, n.e.c. -----	61	13 007	2 683	640	192
78, 79, 84	Amusement and recreation services, including motion pictures and museums -----	194	36 672	6 245	1 466	1 087
781, 2	Motion picture production, distribution, and services -----	1	(D)	(D)	(D)	AA
783	Motion picture theaters -----	24	(D)	(D)	(D)	CC
7832	Motion picture theaters, except drive-in -----	23	(D)	(D)	(D)	CC
7833	Drive-in motion picture theaters -----	1	(D)	(D)	(D)	AA
784	Video tape rental -----	16	(D)	(D)	(D)	BB
792	Theatrical producers (except motion picture), bands, orchestras, and entertainers -----	3	(D)	(D)	(D)	AA
7922	Theatrical producers (except motion picture) and miscellaneous theatrical services -----	—	—	—	—	—
7929	Bands, orchestras, actors, and other entertainers and entertainment groups -----	3	(D)	(D)	(D)	AA
793	Bowling centers -----	39	5 895	1 400	401	268
79 ex. 792, 3, 84	Commercial sports and other amusement and recreation services, including museums -----	111	(D)	(D)	(D)	FF
794	Commercial sports -----	1	(D)	(D)	(D)	AA
7941	Professional sports clubs, managers, promoters -----	—	—	—	—	—
7948	Racing, including track operation -----	1	(D)	(D)	(D)	AA
79 ex. 792, 3, 4, 84	Other amusement and recreation services, including museums -----	110	23 802	3 800	818	608
791	Dance studios, schools, and halls -----	—	—	—	—	—
7991	Physical fitness facilities -----	12	522	159	41	64
7992	Public golf courses -----	2	(D)	(D)	(D)	AA
7993	Coin-operated amusement devices -----	9	(D)	(D)	(D)	BB
7996	Amusement parks -----	—	—	—	—	—
7997	Membership sports and recreation clubs -----	19	(D)	(D)	(D)	BB
7999, 84	Amusement and recreation services, including museums, n.e.c. -----	68	18 632	2 358	553	457
7999 pt.	Concession operators of amusement devices and rides -----	—	—	—	—	—
7999 pt.	Carnivals, circuses, and fairs -----	—	—	—	—	—
7999 pt., 84	Other recreation and amusements, including museums -----	68	18 632	2 358	553	457

Table 8a. Summary Statistics for Firms Subject to Federal Income Tax for the Area Outside Metropolitan Areas: 1992 — Con.

[Includes only establishments with payroll. For meaning of abbreviations and symbols, see introductory text. For explanation of terms and comparability of 1987 and 1992 censuses, see appendix A. For definitions of CMSA's, MSA's, and PMSA's, see appendix D]

SIC code	Kind of business or operation	Establishments (number)	Receipts (\$1,000)	Annual payroll (\$1,000)	First-quarter payroll (\$1,000)	Paid employees for pay period including March 12 (number)
80	Health services -----	431	180 499	77 207	17 080	3 339
801	Offices and clinics of doctors of medicine -----	145	(D)	(D)	(D)	GG
8011 pt.	Offices of doctors of medicine -----	142	(D)	(D)	(D)	GG
8011 pt.	General medical clinics -----	3	(D)	(D)	(D)	BB
802	Offices and clinics of dentists -----	139	31 833	10 560	2 268	640
803	Offices and clinics of doctors of osteopathy -----	1	(D)	(D)	(D)	AA
804	Offices and clinics of other health practitioners -----	107	21 958	5 478	1 116	306
8041	Offices and clinics of chiropractors -----	48	7 343	1 856	321	105
8042	Offices and clinics of optometrists -----	43	12 473	2 953	633	168
8043	Offices and clinics of podiatrists -----	2	(D)	(D)	(D)	AA
8049	Offices and clinics of health practitioners, n.e.c. -----	14	(D)	(D)	(D)	BB
805	Nursing and personal care facilities -----	21	(D)	(D)	(D)	FF
8051	Skilled nursing care facilities -----	8	(D)	(D)	(D)	FF
8052	Intermediate care facilities -----	10	(D)	(D)	(D)	CC
8059	Nursing and personal care facilities, n.e.c. -----	3	(D)	(D)	(D)	BB
806	Hospitals -----	-	-	-	-	-
8062	General medical and surgical hospitals -----	-	-	-	-	-
8063, 9	Specialty hospitals -----	-	-	-	-	-
807, 8, 9	Other health services -----	18	4 294	1 813	437	108
807	Medical and dental laboratories -----	9	(D)	(D)	(D)	BB
8071	Medical laboratories -----	6	(D)	(D)	(D)	BB
8072	Dental laboratories -----	3	(D)	(D)	(D)	AA
808	Home health care services -----	6	(D)	(D)	(D)	BB
809	Miscellaneous health and allied services, n.e.c. -----	3	(D)	(D)	(D)	AA
8092	Kidney dialysis centers -----	-	-	-	-	-
8093	Specialty outpatient facilities, n.e.c. -----	2	(D)	(D)	(D)	AA
8099	Health and allied services, n.e.c. -----	1	(D)	(D)	(D)	AA
81	Legal services -----	168	30 994	13 481	3 530	568
823, 4, 9	Selected educational services -----	3	(D)	(D)	(D)	AA
823	Libraries -----	1	(D)	(D)	(D)	AA
824	Vocational schools -----	-	-	-	-	-
829	Schools and educational services, n.e.c. -----	2	(D)	(D)	(D)	AA
83	Social services -----	102	5 607	1 953	479	354
835	Child day care services -----	72	(D)	(D)	(D)	CC
832, 3, 6, 9	Other social services -----	30	(D)	(D)	(D)	CC
87 ex. 8733	Engineering, accounting, research, management, and related services (except noncommercial research organizations) -----	178	38 287	18 072	4 316	821
871	Engineering, architectural, and surveying services -----	41	12 856	6 351	1 320	231
8711	Engineering services -----	22	9 378	5 149	1 090	167
8712	Architectural services -----	11	(D)	(D)	(D)	BB
8713	Surveying services -----	8	(D)	(D)	(D)	BB
872	Accounting, auditing, and bookkeeping services -----	98	(D)	(D)	(D)	EE
873 ex. 8733	Research, development, and testing services (except noncommercial research organizations) -----	8	(D)	(D)	(D)	BB
8731	Commercial physical and biological research -----	-	-	-	-	-
8732	Commercial economic, sociological, and educational research -----	-	-	-	-	-
8734	Testing laboratories -----	8	(D)	(D)	(D)	BB
874	Management and public relations services -----	31	9 031	4 993	1 273	170
8741	Management services -----	7	(D)	(D)	(D)	AA
8742	Management consulting services -----	14	1 512	782	206	39
8743	Public relations services -----	2	(D)	(D)	(D)	AA
8744	Facilities support management services -----	2	(D)	(D)	(D)	CC
8748	Business consulting services, n.e.c. -----	6	(D)	(D)	(D)	AA
89	Services, n.e.c. -----	6	(D)	(D)	(D)	AA

Table 8b. Summary Statistics for Firms Exempt From Federal Income Tax for the Area Outside Metropolitan Areas: 1992

[Includes only establishments with payroll. For meaning of abbreviations and symbols, see introductory text. For explanation of terms and comparability of 1987 and 1992 censuses, see appendix A. For definitions of CMSA's, MSA's, and PMSA's, see appendix D]

SIC code	Kind of business or operation	Establishments (number)	Revenue (\$1,000)	Annual payroll (\$1,000)	First-quarter payroll (\$1,000)	Paid employees for pay period including March 12 (number)
	Total	643	558 186	263 155	63 067	18 029
7032, 704	Camps and membership lodging	6	(D)	(D)	(D)	BB
792, 7991 pt., 7997, 7999 pt., 84	Selected amusement, recreation, and related services	71	(D)	(D)	(D)	EE
8011 pt.; 8021 pt.; 805, 6, 8, 9	Selected health services	119	(D)	(D)	(D)	JJ
8011 pt., 8021 pt., 805	Clinics of doctors of medicine and dentists	9	5 045	2 691	651	91
	Nursing and personal care facilities	61	(D)	(D)	(D)	HH
806	Hospitals	43	322 272	158 841	38 612	7 760
8062	General medical and surgical hospitals	42	(D)	(D)	(D)	II
8063, 9	Specialty hospitals	1	(D)	(D)	(D)	FF
808, 9	Other health services	6	(D)	(D)	(D)	BB
8111 pt.	Legal aid societies and similar legal services	4	(D)	(D)	(D)	AA
823, 4, 9	Selected educational services	5	(D)	(D)	(D)	BB
83	Social services	198	66 129	28 930	6 932	3 034
835	Child day care services	21	1 332	842	192	160
832, 3, 6, 9	Other social services	177	64 797	28 088	6 740	2 874
832	Individual and family social services	85	28 450	12 011	2 960	1 389
833	Job training and vocational rehabilitation services	8	5 727	3 579	859	448
836	Residential care	42	20 607	10 126	2 347	818
839	Social services, n.e.c.	42	10 013	2 372	574	219
861, 2, 4, 9	Selected membership organizations	234	(D)	(D)	(D)	GG
861	Business associations	32	(D)	(D)	(D)	CC
864	Civic, social, and fraternal associations	155	33 036	8 670	2 129	1 493
862, 9	Other membership organizations	47	6 074	1 623	417	153
873, 4 ex. 8744	Research, testing, and consulting services, except facilities support management services	6	(D)	(D)	(D)	AA
873	Research, development, and testing services	2	(D)	(D)	(D)	AA
874 ex. 8744	Management and public relations services, except facilities support management services	4	(D)	(D)	(D)	AA

Table 9. Places With 2,500 Inhabitants or More Ranked by Volume of Receipts of Firms Subject to Federal Income Tax: 1992

[Includes only establishments with payroll. For meaning of abbreviations and symbols, see introductory text. For explanation of terms and comparability of 1987 and 1992 censuses, see appendix A. For information on geographic areas followed by ▲, see appendix F]

Geographic area	Receipts		Cumulative receipts		Geographic area	Receipts		Cumulative receipts	
	Rank ¹	Amount (\$1,000)	Amount (\$1,000)	Percent of State total		Rank ¹	Amount (\$1,000)	Amount (\$1,000)	Percent of State total
North Dakota	(X)	1 575 711	1 575 711	100.0	North Dakota — Con.				
Fargo	1	543 718	543 718	34.5	Devils Lake	10	21 615	1 334 678	84.7
Bismarck	2	264 562	808 280	51.3	Wahpeton	11	20 865	1 355 543	86.0
Grand Forks	3	188 809	997 089	63.3	Valley City	12	12 624	1 368 167	86.8
Minot	4	129 212	1 126 301	71.5	Grafton	13	9 975	1 378 142	87.5
Dickinson	5	46 355	1 172 656	74.4	Bottineau	14	6 642	1 384 784	87.9
Williston	6	42 703	1 215 359	77.1	Beulah	15	4 111	1 388 895	88.1
Jamestown	7	39 996	1 255 355	79.7	Hazen	(X)	(D)	(X)	(X)
Mandan	8	33 536	1 288 891	81.8	Rugby	(X)	(D)	(X)	(X)
West Fargo	9	24 172	1 313 063	83.3					

¹Places with suppressed receipts (if applicable) are listed at end of table rather than by rank to avoid disclosing data for individual companies.

Table 10. Counties Ranked by Volume of Receipts of Firms Subject to Federal Income Tax: 1992

[Includes only establishments with payroll. For meaning of abbreviations and symbols, see introductory text. For explanation of terms and comparability of 1987 and 1992 censuses, see appendix A. For information on geographic areas followed by ▲, see appendix F]

Geographic area	Receipts		Cumulative receipts		Geographic area	Receipts		Cumulative receipts	
	Rank ¹	Amount (\$1,000)	Amount (\$1,000)	Percent of State total		Rank ¹	Amount (\$1,000)	Amount (\$1,000)	Percent of State total
North Dakota -----	(X)	1 575 711	1 575 711	100.0	North Dakota —Con.				
Cass -----	1	574 908	574 908	36.5	Adams -----	26	4 240	1 522 514	96.6
Burleigh -----	2	265 672	840 580	53.3	McKenzie -----	27	3 961	1 526 475	96.9
Grand Forks -----	3	199 978	1 040 558	66.0	Nelson -----	28	3 586	1 530 061	97.1
Ward -----	4	133 663	1 174 221	74.5	Emmons -----	29	3 442	1 533 503	97.3
Williams -----	5	48 745	1 222 966	77.6	McIntosh -----	30	3 282	1 536 785	97.5
					Dunn -----	31	3 274	1 540 059	97.7
Stark -----	6	47 844	1 270 810	80.6	Renville -----	32	3 179	1 543 238	97.9
Stutsman -----	7	42 543	1 313 353	83.3	Sargent -----	33	3 111	1 546 349	98.1
Morton -----	8	36 148	1 349 501	85.6	Mountrail -----	34	2 998	1 549 347	98.3
Richland -----	9	25 221	1 374 722	87.2	Towner -----	35	2 656	1 552 003	98.5
Ramsey -----	10	23 101	1 397 823	88.7	Divide -----	36	2 546	1 554 549	98.7
					Hettinger -----	37	2 504	1 557 053	98.8
Pembina -----	11	19 172	1 416 995	89.9	LaMoure -----	38	2 471	1 559 524	99.0
Walsh -----	12	14 928	1 431 923	90.9	Benson -----	39	1 995	1 561 519	99.1
Barnes -----	13	13 064	1 444 987	91.7	Grant -----	40	1 900	1 563 419	99.2
Traill -----	14	8 231	1 453 218	92.2	Griggs -----	41	1 899	1 565 318	99.3
Pierce -----	15	7 829	1 461 047	92.7	Eddy -----	42	1 621	1 566 939	99.4
					Golden Valley -----	43	1 587	1 568 526	99.5
Bottineau -----	16	7 204	1 468 251	93.2	Kidder -----	44	1 530	1 570 056	99.6
McLean -----	17	6 942	1 475 193	93.6	Logan -----	45	1 412	1 571 468	99.7
Mercer -----	18	6 735	1 481 928	94.0	McHenry -----	46	1 397	1 572 865	99.8
Rolette -----	19	6 197	1 488 125	94.4	Steele -----	47	884	1 573 749	99.9
Foster -----	20	5 920	1 494 045	94.8	Oliver -----	48	708	1 574 457	99.9
					Burke -----	49	624	1 575 081	100.0
Bowman -----	21	5 625	1 499 670	95.2	Sheridan -----	50	175	1 575 256	100.0
Cavalier -----	22	4 942	1 504 612	95.5	Billings -----	(X)	(D)	(X)	(X)
Ransom -----	23	4 755	1 509 367	95.8	Sioux -----	(X)	(D)	(X)	(X)
Wells -----	24	4 501	1 513 868	96.1	Slope -----	(X)	(D)	(X)	(X)
Dickey -----	25	4 406	1 518 274	96.4					

¹Counties with suppressed receipts (if applicable) are listed at end of table rather than by rank to avoid disclosing data for individual companies.

Appendix A.

General Explanation

CENSUS COVERAGE AND METHODOLOGY

Structure and method of enumeration. Firms in the 1992 Census of Service Industries were divided into the nonmail universe and mail universe. The coverage and the method of obtaining census information from each follow:

1. The nonmail universe consisted of firms which were not required to file a regular census return and included:

- a. All taxable nonemployers, i.e., all firms subject to Federal income tax with no paid employees during 1992. Receipts information for these firms was obtained from administrative records of other Federal agencies. Although consisting of many firms, nonemployers accounted for less than 10 percent of total receipts of all establishments covered in the census.

The census included only those service nonemployer firms which reported a receipts volume of \$1,000 or more during 1992. Establishments exempt from Federal income tax with no paid employees were excluded as in previous censuses.

Data for nonemployers are not included in this report but are provided in a subsequent Non-employer Statistics report (SC92-N-1).

- b. Selected small employers, i.e., single-establishment firms with payroll below a specified cutoff. (The term "employers" refers to firms with one or more paid employees at any time during 1992 as shown in the active administrative records of other Federal agencies.) Although the payroll cutoff varied by kind of business, small employers generally included firms with less than 10 employees and represented about 10 percent of total receipts of establishments covered in the census.

Data on receipts, payroll, and employment for employer firms below the payroll cutoff were derived or estimated from administrative records of other Federal agencies, except for a sample of small employer firms in classifications for which specialized data requirements precluded reliance solely on administrative records sources. This sample was included in the mail universe.

2. The mail universe consisted of firms for which information was obtained by means of a mail canvass and included:

- a. Large employers, i.e., all multiestablishment firms, and all employer firms above the payroll size cutoff referred to in section 1b. Within this category, a report of company organization was conducted periodically to identify establishment locations of firms which operated at more than one location and to obtain information on payroll and mid-March employment at each location. The 1991 Report of Company Organization was used as a coverage check in the census. In the 1992 census, all multi-establishment firms were asked to notify the Census Bureau of any establishments for which a form was not received. Report forms were subsequently provided to the firms for these establishments.
- b. A sample of small employer firms in classifications for which specialized data precluded reliance solely on administrative records sources. These firms were sent the census mailing packages containing the appropriate 1992 questionnaire.

Method of classifying kinds of business. The service industries classifications for all establishments were based on the *Standard Industrial Classification Manual: 1987*¹ (SIC). However, the method of assigning these classifications, and the level of detail at which establishments were classified, differed between the nonmail and mail universes as follows:

1. The nonmail universe

- a. Nonemployers were classified on the basis of information obtained from administrative records of other Federal agencies.
- b. Selected small employers were classified on the basis of the most current census kind-of-business classification available from one of the Census Bureau's current sample surveys or the 1987 census. Otherwise, the classification was obtained from administrative records of other Federal agencies.

If the census or administrative record classifications proved inadequate (none corresponded to a 1992 census classification in the detail required for

¹*Standard Industrial Classification Manual: 1987*. For sale by Superintendent of Documents, U.S. Government Printing Office, Washington, DC 20402. Stock No. 041-001-00314-2.

employers), the firm was sent a brief inquiry requesting information necessary to assign a 1992 census kind-of-business code.

2. Establishments in the mail universe were classified on the basis of their self-designation, answers to questions on receipts by type of service provided, and other special inquiries.

Method of assigning tax status. For kind-of-business classifications² where there were substantial numbers of taxable and tax-exempt establishments, establishments were classified based on the Federal income tax filing requirement for the establishment or organization. This classification was based primarily on the response to an inquiry on the census questionnaire. Establishments that indicated that all or part of their income was exempt from Federal income tax under provisions of section 501 of the IRS code were classified as tax-exempt; establishments indicating no such exemption were classified as taxable. All government-operated hospitals were classified as tax-exempt. For establishments in the nonmail universe, the tax status classification was based upon the type of tax return filed by the firm or organization.

For selected kind-of-business classifications³ comprised primarily of tax-exempt establishments, all establishments in those classifications were defined as tax-exempt. All establishments in the remaining kind-of-business classifications (comprised primarily of taxable establishments) were defined as taxable.

COMPARABILITY OF THE 1987 AND 1992 CENSUSES

The 1987 and 1992 censuses were conducted under similar conditions and procedures except for the following:

Geographic areas. The boundaries of a number of areas for which data are shown in the 1992 census are not the same as in the 1987 census because of annexations; other boundary changes; and redefinitions of metropolitan statistical areas (MSA's), primary metropolitan statistical areas (PMSA's), and consolidated metropolitan statistical areas (CMSA's).⁴ In addition, data for consolidated cities are included in the 1992 census.

Data for special economic urban areas (SEUA's) with 10,000 inhabitants or more in Michigan, Minnesota, New York, and Wisconsin qualified for publication in the 1992 census. This included townships in Michigan and Minnesota and towns in New York and Wisconsin. However, Minnesota did not have any townships that met the population criteria.

²SIC's 7032, 792, 7991 pt., 7997, 7999 pt., 8011 pt., 8021 pt., 805, 806, 808, 809, 82, 83, 84 pt., 873 ex. 8733, 874 ex. 8744.

³SIC's 7041, 8111 pt., 84 pt., 86, 8733.

⁴Newly defined metropolitan areas (MA's) were announced by the Office of Management and Budget (OMB) effective June 30, 1993.

Nonemployer firms. In 1987, data for nonemployer firms were published for the United States, States, metropolitan areas, counties, and places in four regional reports in the Nonemployer Statistics Series (SC87-N-1 to -4).

For 1992, data for nonemployers by kind of business are presented in one *Nonemployer Statistics* report (SC92-N-1) for the United States, States, and metropolitan areas. Nonemployer data for counties and places are available on compact disc-read only memory (CD-ROM).

Employment. In 1987, employment data withheld to avoid disclosing data for individual companies were represented with the symbol "(D)." In 1992, withheld employment data are represented with symbols that denote employment size ranges. These symbols are defined in the introductory text.

Sources of receipts/revenue. In 1987, data on sources of receipts/revenue for selected industries were published with other industry-specific data in the *Miscellaneous Subjects* report (SC87-S-4) of the Subject Series. In 1992, sources of receipts/revenue data are presented separately in the *Sources of Receipts or Revenue* report (SC92-S-4) of the Subject Series.

Legal form of organization. In 1987, data on the number of individual proprietorships/partnerships were published in the Geographic Area Series. In 1992, individual proprietorship/partnership data are published in the *Establishment and Firm Size* report (SC87-S-1) and in the *Nonemployer Statistics* report (SC87-N-1).

EXPLANATION OF TERMS

Establishments. An establishment is a single physical location at which business is conducted. It is not necessarily identical with a company or enterprise, which may consist of one establishment or more. Statistics for service industries represent a summary of reports for individual establishments rather than companies. For cases where a census report was received, separate information was obtained for each location where business was conducted. When administrative records of other Federal agencies were used instead of a census report, no information was available on the number of locations operated. Estimates of this number were derived from a sample and are provided in the service industries report, *Miscellaneous Subjects* (SC92-S-5). Each census report was tabulated according to the physical location at which the business was conducted. The count of establishments represents those in business at any time during 1992. Appendix G provides a comparison of the number of establishments active any time during the year versus the number in business at the end of the year.

When two activities or more were carried on at a single location under a single ownership, all activities generally were grouped together as a single establishment. The

entire establishment was classified on the basis of its major activity and all data for it were included in that classification. However, when distinct and separate economic activities (for which different industry classification codes were appropriate) were conducted at a single location under a single ownership, and when conditions prescribed by the SIC manual for recognizing the existence of more than one establishment were met, separate establishment reports for each of the different activities were obtained in the census.

Leased service departments (separately owned businesses operated as departments or concessions of other service establishments or of retail businesses, such as a separately owned shoeshine parlor in a barber shop, or a beauty shop in a department store) are treated as separate service establishments for census purposes. Leased retail departments located in service establishments (e.g., a gift shop located in a hotel) are considered separate retail establishments.

Firms. A firm is a business organization or entity consisting of one domestic establishment (location) or more under common ownership or control. All establishments of subsidiary firms are included as part of the controlling firm. For the economic census, the terms "firm" and "company" are synonymous.

Receipts (Basic dollar volume measure for service establishments of firms subject to Federal income tax). Includes receipts from customers or clients for services rendered, from the use of facilities, and from merchandise sold during 1992 whether or not payment was received in 1992, except for health practitioners and legal, architectural, engineering, and surveying services, which reported on a cash basis (payments received in 1992 regardless of when services were rendered). Excise taxes on gasoline, liquor, tobacco, etc., which are paid by the manufacturer or wholesaler and passed on in the cost of goods purchased by the service establishment, are also included. Receipts from leasing of vehicles, equipment, etc., marketed under operating leases are included in receipts figures as well as the fair sales value of merchandise marketed in 1992 under capital, finance, or "full payout" leases. Receipts also include the total value of service contracts, amounts received for work subcontracted to others, and dues and assessments from members and affiliates.

Receipts are net after deductions for refunds and allowances for merchandise returned by customers. Receipts do not include sales, occupancy, admissions, or other taxes collected from customers and remitted directly by the firm to a local, State, or Federal tax agency, nor do they include income from such sources as contributions, gifts, and grants; dividends, interest, and investments; or sale or rental of real estate. Also excluded are rents from and receipts (gross as well as the establishment's share) of departments and concessions which are operated by others; sales of used equipment rented or leased to

customers; commissions from vending machine operators; and other nonoperating income such as royalties, franchise fees, etc.

Receipts in this report do not include service receipts of manufacturers, wholesalers, retail establishments, or other businesses whose primary activity is other than service. They do, however, include receipts other than from services rendered (e.g., sale of merchandise to individuals or other businesses) by establishments primarily engaged in performing services and classified in the service industries.

Revenue (Basic dollar volume measure for firms exempt from Federal income tax). Includes revenue from customers or clients for services rendered and merchandise sold during 1992, whether or not payment was received in 1992. Also included are income from interest, dividends, gross contributions, gifts, grants (whether or not restricted for use in operations), rents, royalties, dues and assessments from members and affiliates, and receipts from fundraising activities. Receipts from taxable business activities of firms exempt from Federal income tax (Unrelated Business Income) are also included in revenue.

Revenue does not include sales, admissions, or other taxes collected by the organization from customers or clients and paid directly to a local, State, or Federal tax agency; income from the sale of real estate, investments, or other assets (except inventory held for resale); gross receipts of departments, concessions, etc., that are operated by others; and amounts transferred to operating funds from capital or reserve funds.

Expenses. Expenses include payroll, employee benefits, interest, rent, payroll taxes, cost of supplies used for operation, depreciation expenses, fundraising expenses, contracted or purchased services, and other expenses charged to operations during 1992.

Expenses in this report exclude outlays for the purchase of real estate; construction and all other capital improvements; funds invested; assessments or dues paid to the parent or other chapters of the same organization; and, for fundraising organizations, funds transferred to charities and other organizations.

Annual payroll. Payroll includes all forms of compensation, such as salaries, wages, commissions, bonuses, vacation allowances, sick-leave pay, employee contributions to qualified pension plans, and the value of payments in kind (e.g., free meals and lodgings) paid during the year to all employees. Tips and gratuities received by employees from patrons and reported to employers are included. For corporations, payroll includes amounts paid to officers and executives; for unincorporated businesses, it does not include profit or other compensation of proprietors or partners. Payroll is reported before deductions for social security, income tax, insurance, union dues, etc. This definition of payroll is the same as that used by the Internal Revenue Service (IRS) on form 941.

First-quarter payroll. This item consists of payroll, as defined above, paid to persons employed at any time during the quarter January to March 1992.

Paid employees for pay period including March 12. Paid employees consist of the full- and part-time employees, including salaried officers and executives of corporations, who were on the payroll during the pay period including March 12. Included are employees on paid sick leave, paid holidays, and paid vacations; not included are proprietors and partners of unincorporated businesses. The definition of paid employees is the same as that used on IRS form 941.

Auxiliary establishments. Each company included in this census was asked to identify and separately report auxiliary locations whose primary functions were to manage, administer, service, or support the activities of the other establishments of the company. Data presented in this report do not include auxiliary establishments. Data for auxiliaries are presented in a subsequent report issued as part of the *1992 Enterprise Statistics* reports.

KIND-OF-BUSINESS CLASSIFICATIONS

Services, as defined in Division I of the 1987 Standard Industrial Classification (SIC) manual, includes establishments primarily engaged in rendering a wide variety of services to individuals, business and government establishments, and other organizations.

Establishments covered by the census were assigned kind-of-business classifications according to the industry classifications defined in the 1987 SIC manual. When a more detailed classification than defined in the SIC manual was needed, additional kinds of business were identified within an SIC industry.

The basis for a kind-of-business classification is described above in Method of Classifying Kinds of Business. Descriptions of those kinds of business for which data are provided in this report follow.

Hotels, Rooming Houses, Camps, and Other Lodging Places (SIC Major Group 70)

This group includes establishments engaged in providing lodging, or lodging and meals, and camping facilities. Hotels which provide accommodations for permanent residents (e.g., apartment hotels) and residential mobile home parks are classified in Real Estate, Major Group 65.

Hotels and motels (SIC 7011). Commercial establishments, known to the public as hotels, motor hotels, motels, or tourist courts, primarily engaged in providing lodging, or lodging and meals.

For large geographic areas, data are presented for the following subdivisions of this classification:

1. Hotels, 25 guestrooms or more.
2. Hotels, less than 25 guestrooms.
3. Motels, tourist courts.
4. Motor hotels.

The classification of individual establishments into hotels, motor hotels, and motels and tourist courts was based primarily on the respondents' self-designation.

Rooming and boarding houses (SIC 702). Establishments renting rooms, with or without board, on a fee basis. Homes for the elderly, for children, and for the handicapped that provide additional services, other than nursing care, are classified in Industry 8361, and homes that provide nursing and/or health-related care are classified in Industry Group 805. Rooming and boarding houses operated by membership organizations for their members only are classified in Industry 7041.

Sporting and recreational camps (SIC 7032). Sporting and recreational camps providing lodging and meals, or lodging only. Included are children's camps, fishing camps, hunting camps, and dude ranches. Day camps and sports instructional camps, such as baseball, basketball, or football camps, are classified in Industry 7999.

Recreational vehicle parks and campsites (SIC 7033). Establishments providing overnight or short-term sites for recreational vehicles, trailers, campers, or tents. Residential trailer and mobile home parks are classified in Real Estate, Major Group 65.

Organization hotels and lodging houses, on membership basis (SIC 704). Lodging houses and hotels operated by membership organizations for the benefit of their members and guests, and not open to the general public. Hotels operated by such organizations but open to the public are classified in Industry 7011. Residential homes for the elderly and others in need of residential, social, and personal care are classified in Industry 8361.

Personal Services (SIC Major Group 72)

This group includes establishments primarily engaged in providing services generally to individuals, such as barber and beauty shops, drycleaning plants, laundries, and photographic studios. For establishments classified in Industry Group 721, collecting and distributing units (branch outlets, pickup stations, terminals, or depots) owned and operated by a firm which does its own laundry work are not classified as separate establishments. Data for these units are merged with data for the plant where the work is done.

Power laundries, family and commercial (SIC 7211).

Establishments primarily engaged in operating mechanical laundries with steam or other power. Excluded are establishments which have power laundry equipment but which are primarily engaged in a specialty, such as industrial laundering, linen rental, or diaper service. These establishments are classified in other categories within Industry Group 721. Independently owned agencies for laundry plants are classified in Industry 7212. Laundries using small power equipment of household type are classified in Industry 7219.

Garment pressing, and agents for laundries and dry-cleaners (SIC 7212).

Establishments primarily engaged in providing laundry and drycleaning services but which have the laundry and/or drycleaning work done by others. Establishments in this industry may do their own pressing or finishing work. Independently owned collecting and distributing agencies serving drycleaning plants or power laundries are included in this classification.

Linen supply (SIC 7213). Establishments primarily engaged in supplying, on a rental basis, such laundered items as uniforms, aprons, table covers, bed linens, and towels. Establishments included in this classification may or may not operate their own laundry facilities.

Coin-operated laundries and drycleaning (SIC 7215).

Establishments primarily engaged in the operation of coin-operated or similar self-service laundry and/or drycleaning equipment. Included are establishments known as laundromats, launderettes, self-service drycleaners, etc. Establishments which operate such machinery in apartment houses, dormitories, and similar locations are included. Establishments which rent such machinery (e.g., to apartment houses) are classified in Industry 7359.

For large geographic areas, data are presented for the following subdivisions of this classification:

1. Coin-operated laundries and drycleaning stores.
2. Coin-operated laundry routes.

Drycleaning plants, except rug cleaning (SIC 7216).

Establishments primarily engaged in drycleaning or dyeing apparel and household fabrics other than rugs. Establishments primarily engaged in cleaning rugs are classified in Industry 7217. Independently owned agencies for cleaning plants are classified in Industry 7212. Establishments known as "tailor shops" or "cleaners" are included in this classification only if they do their own cleaning. Establishments primarily engaged in dyeing fabrics for the trade are classified in Manufacturing, Major Group 22.

Carpet and upholstery cleaning (SIC 7217). Establishments primarily engaged in cleaning carpets and upholstered furniture. Establishments primarily engaged in rug repair are classified in Industry 7699, those primarily

engaged in reupholstering and repairing furniture are classified in Industry 7641, and those primarily engaged in building cleaning are classified in Industry 7349.

Industrial launderers (SIC 7218). Establishments primarily engaged in supplying laundered or drycleaned work uniforms, wiping towels, protective apparel (gloves, flame resistant clothing, etc.), dust control items (treated mats or rugs, mops, cloths, etc.), and similar items to industrial, commercial, and government users. These items may belong to the industrial launderers and be supplied to users on a rental basis, or they may belong to the customers. Establishments included in this industry may or may not operate their own laundry or drycleaning facilities.

Laundry and garment services, n.e.c. (SIC 7219). Establishments primarily engaged in furnishing other laundry services, including repair, alteration, and storage of clothes for individuals; diaper service; and hand laundries. Custom tailors, dressmakers, and fur shops making fur apparel to custom order are classified in Retail Trade.

Photographic studios, portrait (SIC 722). Establishments primarily engaged in still or video portrait photography for the general public. Included in this classification are school, home, and transient portrait photographers. Establishments primarily engaged in commercial photography are classified in Industry 7335; those primarily engaged in video tape production other than portrait are classified in Industry 7812; and those primarily engaged in film developing and/or print processing for the trade or for the general public are classified in Industry 7384.

Beauty shops (SIC 723). Establishments primarily engaged in providing beauty services or both beauty and barber services. Beauty and cosmetology schools are also included. Beauty shop concessions (owned and operated by concessionaires) in hotels, department stores, etc., are classified in this industry and treated as separate establishments. However, beauty shops owned by and operated as part of other businesses (e.g., hotels, department stores) are considered part of the main establishment.

Barber shops (SIC 724). Establishments primarily engaged in providing barber and men's hair styling services. Barber colleges are also included. Barber shop concessions (owned and operated by concessionaires) in hotels, department stores, etc., are classified in this industry and treated as separate establishments. However, barber shops owned by and operated as part of other businesses (e.g., hotels, department stores) are considered part of the main establishment.

Shoe repair shops and shoeshine parlors (SIC 725). Establishments primarily engaged in repairing footwear or shining shoes. Also included are establishments engaged in cleaning and blocking hats. Shoe repair and shoeshine departments (owned and operated by concessionaires) in

hotels, department stores, etc., are classified in this industry and treated as separate establishments. However, shoe repair shops and shoeshine parlors owned and operated as part of other businesses (e.g., hotels, department stores) are considered part of the main establishment.

Funeral service and crematories (SIC 726). Establishments primarily engaged in preparing the dead for burial, conducting funerals, and cremating the dead. Receipts include sales of funeral merchandise, such as caskets and burial clothing, and other services provided directly by the establishments. Also included in the receipts are reimbursements for cash advances made to other establishments for funeral-related merchandise sales and services, such as flowers. Cemeteries, and crematories operated in conjunction with cemeteries, are classified in Real Estate, Industry 6553; crematories and burial services for pets are classified in Agriculture, Industry 0752.

Tax return preparation services (SIC 7291). Establishments primarily engaged in providing tax return preparation services without also providing accounting, auditing, or bookkeeping services. Establishments providing tax return preparation services which also provide accounting, auditing, or bookkeeping services are classified in Industry 8721. Tax return preparation services (owned and operated by concessionaires) in department stores, etc., are classified in this industry and treated as separate establishments. However, tax return preparation services owned and operated as part of other businesses are considered part of the main establishment.

Miscellaneous personal services, n.e.c. (SIC 7299). Establishments primarily engaged in providing personal services, not elsewhere classified, such as saunas; steam and Turkish baths; costume and formal wear rental; operation of coin-operated personal service machines, such as weighing machines, public lockers (except cold storage), pay toilets, etc.; checkroom concessions; dating service; diet or weight reducing workshops; and tanning salons. Establishments operating coin-operated amusement machines, such as pinball machines and juke boxes, are classified in Industry 7993. The operation of physical fitness facilities, including health fitness spas and reducing salons, is classified in Major Group 70 if lodging is also provided and in Industry 7991 if lodging is not provided.

For large geographic areas, data are presented for the following subdivisions of this classification:

1. Massage parlors, tanning salons, and saunas.
2. Diet and weight reducing services.
3. Formal wear rental.
4. Other personal services, n.e.c.

Business Services (SIC Major Group 73)

This group includes establishments primarily engaged in providing services, not elsewhere classified, to business establishments on a contract or fee basis.

Advertising agencies (SIC 7311). Establishments primarily engaged in preparing advertising (writing copy, artwork, graphics, and other creative work) and placing such advertising in periodicals, newspapers, radio, television, or other advertising media for clients on a contract or fee basis. Establishments which place advertising with media but perform no creative services (media buying services) are classified in Industry 7319. Establishments which write advertising copy but do not place the advertising with media are classified in Industry 8999. Establishments which provide commercial art, graphics, or other creative advertising services but do not place the advertising with media are classified in Industry Group 733. Establishments which solicit advertising for nonaffiliated radio, television, newspapers, or magazines are classified in Industry 7313.

Outdoor advertising services (SIC 7312). Establishments primarily engaged in the preparation of poster displays and painted and electric displays on billboards, panels, bulletins, and frames, principally outdoors. Such establishments may (as incidental services) construct, repair, and maintain display boards and may post advertisements. Sign painting shops are classified in Industry 7389. Shops which make neon signs to order are classified in Manufacturing. Establishments primarily engaged in erecting signs are classified in Construction.

Radio, television, and publishers' advertising representatives (SIC 7313). Establishments primarily engaged in soliciting advertising on a contract or fee basis for (nonaffiliated) newspapers, magazines, and other publications, or for radio and television stations. Advertising sales offices operated by the media are classified as auxiliaries.

For large geographic areas, data are presented for the following subdivisions of this classification:

1. Radio and television advertising representatives.
2. Publishers' advertising representatives.

Advertising, n.e.c. (SIC 7319). Establishments primarily engaged in furnishing advertising services, not elsewhere classified, such as handbill distribution, distribution of samples, and transit advertising. Establishments which provide commercial art, graphics, or other creative advertising services but do not place the advertising with the media, are classified in Industry Group 733. Establishments primarily engaged in direct mail advertising, compiling and selling mailing lists, and related services are classified in Industry 7331.

Adjustment and collection services (SIC 7322). Establishments primarily engaged in the collection or adjustment of claims other than insurance. Establishments providing insurance adjustment services are classified in Insurance, Major Group 64. Establishments providing debt counseling or adjustment services for individuals are classified in Industry 7299. Centralized charge services are classified in Finance, Major Group 61.

Credit reporting services (SIC 7323). Establishments primarily engaged in providing mercantile and consumer credit reporting services. Establishments primarily engaged in conducting personal investigations (background) and preparing reports for insurance companies and other business firms are classified in Industry 7389.

Direct mail advertising services (SIC 7331). Establishments primarily engaged in furnishing direct mail advertising services, such as creating, producing, and mailing direct mail advertising. This industry also includes establishments primarily engaged in compiling and selling mailing lists. Establishments primarily engaged in reproducing direct mail copy to order but also providing other direct mail advertising services are classified in Manufacturing if they print the copy, and in Industry 7334 if they duplicate the copy by photocopying or similar reproduction methods.

For large geographic areas, data are presented for the following subdivisions of this classification:

1. Mailing list compilers, brokers, and managers.
2. Direct mail advertising services, except mailing list services.

Photocopying and duplicating services (SIC 7334). Establishments primarily engaged in reproducing text, drawings, plans, maps, or other copy by blueprinting, photocopying, mimeographing, or other methods of duplication other than printing or microfilming. Printing, including "quick printing," is classified in Manufacturing, and microfilming is classified in Industry 7389.

For large geographic areas, data are presented for the following subdivisions of this classification:

1. Blueprinting and photocopying services.
2. Duplicating services, except printing and photocopying.

Commercial photography (SIC 7335). Establishments engaged in providing commercial photography services for advertising agencies, publishers, and other business and industrial users. Establishments engaged in still and video portrait photography are classified in Industry 7221, and those primarily engaged in mapmaking are classified in Industry 7389. Establishments primarily engaged in medical photography are classified in Industry 8099. Establishments primarily engaged in producing commercial video tape or films are classified in Industry 7812.

Commercial art and graphic design (SIC 7336). Establishments primarily engaged in providing commercial art or graphic design services for advertising agencies, publishers, and other business and industrial users. Producers of still and slide films are classified here. Establishments primarily engaged in art, except commercial and medical art, are classified in Industry 8999; those engaged in medical art are classified in Industry 8099; and those providing drafting services are classified in Industry 7389.

For large geographic areas, data are presented for the following subdivisions of this classification:

1. Commercial art.
2. Graphic arts and related design.

Secretarial and court reporting services (SIC 7338). Establishments primarily engaged in furnishing secretarial, typing, word processing, resume writing, and court reporting services.

Disinfecting and pest control services (SIC 7342). Establishments primarily engaged in providing disinfection and termite, insect, rodent, and other pest control generally in dwellings or other buildings. Establishments primarily engaged in pest control for lawns or agricultural production are classified in Agriculture.

Building cleaning and maintenance services, n.e.c. (SIC 7349). Establishments primarily engaged in furnishing building cleaning and maintenance services, not elsewhere classified, such as window cleaning, janitorial services, floor waxing, and office cleaning. General contractors and special trade contractors primarily engaged in building repair work, cleaning building exteriors by sand or steam blasting, or cleaning up after construction are classified in Construction.

Medical equipment rental and leasing (SIC 7352). Establishments primarily engaged in renting or leasing (except finance leasing) medical equipment. These establishments may also sell medical supplies, but establishments primarily engaged in selling medical supplies are classified in Wholesale or Retail Trade. Establishments primarily engaged in finance leasing are classified in Finance, Industry 6159.

Heavy construction equipment rental and leasing (SIC 7353). Establishments primarily engaged in renting or leasing (except finance leasing) heavy construction equipment, with or without operators. Establishments primarily engaged in finance leasing are classified in Finance, Industry 6159.

For large geographic areas, data are presented for the following subdivisions of this classification:

1. Rental and leasing of heavy construction equipment without operators.
2. Rental and leasing of heavy construction equipment with operators.

Equipment rental and leasing, n.e.c. (SIC 7359). Establishments primarily engaged in renting or leasing (except finance leasing) equipment, not elsewhere classified, such as tools, furniture, industrial equipment (except heavy construction), televisions, appliances, party supplies, etc. Establishments primarily engaged in finance leasing are classified in Finance, Industry 6159.

Establishments renting or leasing automobiles and trucks without drivers are classified in Industry Group 751; those renting with drivers, in Transportation. Establishments renting (or leasing) medical equipment are classified in Industry 7352; video tapes and cassettes, in Industry 7841; amusement and recreation items, such as bicycles, beach chairs, etc., in Industry 7999; personal items, such as formal wear, lockers (other than refrigerated), and pillows, in Industry 7299; commercial boats, in Water Transportation, Major Group 44. Direct leasing of machinery or equipment by the manufacturer is classified in Manufacturing or Wholesale Trade. Establishments primarily leasing computer time, including time-sharing services, are classified in Industry 7374; and those renting or leasing computers or data processing equipment, in Industry 7377.

For large geographic areas, data are presented for the following subdivisions of this classification:

1. Equipment rental, except rent-to-own.
2. Equipment leasing, except finance leasing.
3. Rent-to-own.

Employment agencies (SIC 7361). Establishments primarily engaged in providing placement and employment services for employers or those seeking employment. Modeling agencies and nurses' registries are included. Theatrical employment agencies are classified in Industry 7922; motion picture casting bureaus, in Industry 7819; and establishments engaged in furnishing help to other businesses, in Industry 7363.

Help supply services (SIC 7363). Establishments primarily engaged in supplying temporary or continuing help (except agricultural) to other businesses on a contract or fee basis. The help supplied is on the payroll of the supplying establishment but is under the direct or general supervision of the business to whom the help is furnished. Establishments primarily engaged in providing placement and employment services are classified in Industry 7361. Establishments which provide both management and staff to operate a business are classified according to the type of activity of the business. Establishments primarily engaged in furnishing personnel to perform a range of services in support of the operation of other establishments are classified in Industry 8744. Farm labor supply is classified in Agriculture, Industry 0761.

For large geographic areas, data are presented for the following subdivisions of this classification:

1. Temporary help supply.
2. Employee leasing.
3. Other help supply services.

Computer programming services (SIC 7371). Establishments primarily engaged in providing custom computer programming services on a contract or fee basis. These

establishments often perform a variety of additional services, such as computer software design and analysis, modification of existing software, and training in the use of custom software. Establishments primarily engaged in the development and marketing of prepackaged software are classified in Industry 7372. Computer processing services are classified in Industry 7374.

Prepackaged software (SIC 7372). Establishments primarily engaged in designing and developing prepackaged software, including operating, utility, and applications programs. These establishments may also prepare software documentation for the user, install software for the user, and train the user in the use of the software. Establishments primarily engaged in buying and selling prepackaged software are classified in Wholesale or Retail Trade. Custom computer software services, including computer code authors, are classified in Industry 7371.

Computer integrated systems (SIC 7373). Establishments primarily engaged in developing or modifying computer software and packaging or bundling the software with hardware (computers and peripheral equipment) to create an integrated system for specific application. These establishments are involved in all phases of systems development, from design through installation. Establishments primarily engaged in buying and selling computer software and/or hardware are classified in Wholesale or Retail Trade, and establishments primarily engaged in manufacturing computers and/or peripheral equipment are classified in Manufacturing.

Computer processing and data preparation and processing services (SIC 7374). Establishments primarily engaged in providing computer processing and data preparation services. Service may consist of complete processing and preparation of reports from data supplied by the customer, or it may be specialized, such as data entry or making data processing equipment available on an hourly or time-sharing basis.

Information retrieval services (SIC 7375). Establishments primarily engaged in providing on-line information retrieval services on a contract or fee basis. The information generally involves a range of subjects and is taken from other primary sources. Establishments which collect and originate the data are classified in the industry associated with that activity.

Computer facilities management services (SIC 7376). Establishments primarily engaged in providing on-site management and operation of computer and data processing facilities on a contract or fee basis. Establishments primarily engaged in providing computer and data processing at their own facilities are classified in Industry 7374.

Computer rental and leasing (SIC 7377). Establishments primarily engaged in renting or leasing (except finance) computers and related data processing equipment on the

customers' site, whether or not also providing maintenance or support services. Establishments primarily engaged in both manufacturing and leasing computers and related data processing equipment are classified in Division D, Manufacturing, and separate establishments owned by the manufacturer and primarily engaged in leasing are classified in Wholesale Trade. Establishments primarily engaged in finance leasing of computers and related data processing equipment are classified in Finance, Industry 6159, and those primarily engaged in leasing computer time are classified in Industry 7374.

Computer maintenance and repair (SIC 7378). Establishments primarily engaged in the maintenance and repair of computers and computer peripheral equipment.

Computer related services, n.e.c. (SIC 7379). Establishments primarily engaged in providing computer related services, not elsewhere classified, such as computer consulting, disk and diskette conversion, and tape recertification.

For large geographic areas, data are presented for the following subdivisions of this classification:

1. Computer consultants.
2. Miscellaneous computer services, n.e.c.

Detective, guard, and armored car services (SIC 7381). Establishments primarily engaged in providing detective, guard, and armored car services. Fingerprint service, polygraph service, and rental of dogs for protective service are included in this classification.

For large geographic areas, data are presented for the following subdivisions of this classification:

1. Detective agencies and guard services.
2. Armored car services.

Security systems services (SIC 7382). Establishments primarily engaged in monitoring and maintaining security systems devices, such as burglar and fire alarms. These establishments may also sell, lease, and/or install the security systems which they monitor and maintain. Establishments primarily engaged in the sales and installation, or installation only, of such devices are classified in Construction, Industry 1731.

News syndicates (SIC 7383). Establishments primarily engaged in providing news, pictures, features, and news reporting services to newspapers and periodicals. Separate establishments of newspaper and periodical publishers which are engaged in gathering news are classified as auxiliaries.

Photofinishing laboratories (SIC 7384). Establishments primarily engaged in developing film and photographic prints and enlargements. Data for retail outlets (kiosks),

which are owned and operated by photofinishing laboratories for the pickup and delivery of film, are merged with data for the laboratory which owns them and are not treated as separate establishments. Establishments primarily engaged in processing motion picture and video film for the motion picture and television industries are classified in Industry 7819.

For large geographic areas, data are presented for the following subdivisions of this classification:

1. Photofinishing laboratories, except "one-hour" (mini) labs.
2. "One-hour" (mini) photofinishing.

Business services, n.e.c. (SIC 7389). Establishments primarily engaged in furnishing business services, not elsewhere classified, such as auctioneers' establishments (service only), business brokers, drafting service, independent lecture bureaus, inspection service, printing brokers, notaries public, and shop window decoration or trimming, on a commission or fee basis.

For large geographic areas, data are presented for the following subdivisions of this classification:

1. Sign painting shops. Establishments primarily engaged in making signs to individual order or in doing office door and window lettering. Establishments primarily engaged in making signs other than on a custom basis and neon sign manufacturers are classified in Manufacturing.
2. Interior designing. Establishments primarily engaged in advising clients on the selection of furniture, draperies, rugs, and other interior decorations on a commission or fee basis. Establishments providing interior designing service but primarily engaged in the sale of merchandise, are not included. Painting and papering contractors who frequently call themselves "interior decorators" are classified in Construction.
3. Telephone answering services. Establishments primarily engaged in transmitting telephone messages to their clients. Paging services are classified in Communications.
4. Water softening and conditioning services. Establishments primarily engaged in softening water by chemical treatment or other methods.
5. Packaging and labeling services. Establishments primarily engaged in packaging and labeling products, on a contract or fee basis, in packages or other containers normally intended for retail distribution. Companies primarily engaged in packing, crating, and otherwise preparing goods for shipping are classified in Transportation.
6. Trading stamp services. Establishments primarily engaged in selling trading stamps or merchandise coupons to merchants. The redemption stores of trading stamp companies are classified as auxiliary to this industry.

7. Convention and trade show services. Establishments primarily engaged in providing a variety of services to conventions and trade shows on a contract or fee basis, including decoration services, registration services, promotion, and other administrative functions.
8. Private mail centers. Establishments primarily engaged in providing mailbox rental and other postal and mailing (except advertising) services. In addition, establishments may provide typing, photocopying, and FAX services, and may sell office supplies.
9. Miscellaneous business services, n.e.c. Establishments primarily engaged in furnishing business services, not elsewhere classified.

Automotive Repair, Services, and Parking (SIC Major Group 75)

This group includes establishments primarily engaged in furnishing automotive repair, rental, leasing, parking, and other services. Similar facilities owned and operated by concerns for their own use and not available to the general public are treated as auxiliary establishments of those concerns and are not included here. Automotive repair shops operated by establishments engaged in the sale of new automobiles are classified in Retail Trade, as are those operated by gasoline service stations (where sales of merchandise (including fuel) exceed repair receipts). Automobile driving instruction is classified in Industry 8299.

Truck rental and leasing, without drivers (SIC 7513).

Establishments primarily engaged in short-term rental or extended-term leasing (with or without maintenance) of trucks, truck tractors, or semitrailers without drivers. Establishments primarily engaged in renting or leasing, except finance leasing, of industrial trucks are classified in Industry 7359; those renting or leasing trucks with drivers are classified in Transportation, Industry Group 421; and those renting or leasing heavy construction and earth moving equipment are classified in Industry 7353. Establishments primarily engaged in finance leasing are classified in Finance, Major Group 61.

For large geographic areas, data are presented for the following subdivisions of this classification:

1. Truck rental, without drivers.
2. Truck leasing, except finance leasing.

Passenger car rental (SIC 7514). Establishments primarily engaged in short-term rental of passenger cars without drivers. Data for separate automotive rental offices or concessions (e.g., airport locations) in the same metropolitan area, for which a common fleet of cars is maintained, are merged and not considered as separate establishments. Establishments primarily engaged in renting automobiles with drivers are classified in Transportation, Industry 4119.

Passenger car leasing (SIC 7515). Establishments primarily engaged in extended-term leasing of passenger cars without drivers. These establishments may or may not provide maintenance of vehicles as part of the lease contract. Establishments primarily engaged in renting automobiles with drivers are classified in Transportation, Industry 4119. Establishments primarily engaged in finance leasing are classified in Finance, Major Group 61.

Utility trailer and recreational vehicle rental (SIC 7519). Establishments primarily engaged in daily or extended-term rental of utility trailers and recreational vehicles. Establishments primarily engaged in renting motorcycles, bicycles, golf carts, gocarts, or recreational boats are classified in Industry 7999, and those engaged in renting airplanes are classified in Industry 7359. Establishments primarily engaged in the rental of mobile homes on site are classified in Real Estate, Industry 6515.

Automobile parking (SIC 7521). Establishments primarily engaged in the temporary parking of automobiles usually on an hourly, daily, or monthly contract or fee basis. Excluded are municipal parking lots and lots operated by establishments or institutions primarily engaged in other activities (e.g., department stores, hospitals, restaurants). Valet parking is classified in Industry 7299. Establishments primarily engaged in extended or dead storage of automobiles are classified in Transportation, Industry 4226.

For large geographic areas, data are presented for the following subdivisions of this classification:

1. Parking lots.
2. Parking structures.

Top, body, and upholstery repair shops and paint shops (SIC 7532). Establishments primarily engaged in the repair of automotive tops, bodies, and interiors, or automotive painting and refinishing. Also included in the industry are establishments primarily engaged in customizing automobiles, trucks, and vans, except on a factory basis. Those engaged in customizing automobiles, trucks, and vans on a factory basis are classified in Manufacturing, Industry Group 371.

For large geographic areas, data are presented for the following subdivisions of this classification:

1. Top and body repair shops.
2. Paint shops.

Automotive exhaust system repair shops (SIC 7533). Establishments primarily engaged in the installation, repair, or sale and installation of automotive exhaust systems. The sale of mufflers, tailpipes, and catalytic converters is considered to be incidental to the installation of these products.

Tire retreading and repair shops (SIC 7534). Establishments primarily engaged in repairing and retreading automotive tires. Establishments classified here may either retread customers' tires or retread tires for sale or exchange to the user or the trade.

Automotive glass replacement shops (SIC 7536). Establishments primarily engaged in the installation, repair, or sale and installation of automotive glass. The sale of the glass is considered incidental to the replacement.

Automotive transmission repair shops (SIC 7537). Establishments primarily engaged in the installation, repair, or sale and installation of automotive transmissions. The sale of transmissions and related parts is considered incidental to transmission installation or repair.

General automotive repair shops (SIC 7538). Establishments primarily engaged in general automotive repair, such as engine repair shops (except industrial truck engines), general repair and service garages, and diesel engine repair shops. Establishments primarily engaged in specialized repair of individual engine components, not elsewhere classified, are classified in Industry 7539. Establishments primarily engaged in repair of motorcycles are classified in Industry 7699.

For large geographic areas, data are presented for the following subdivisions of this classification:

1. General automotive repair shops, except diesel.
2. Diesel repair shops.

Automotive repair shops, n.e.c. (SIC 7539). Establishments primarily engaged in specialized automotive repair, not elsewhere classified, such as fuel service (carburetor repair), brake relining, front-end and wheel alignment, and radiator repair. Establishments primarily engaged in automotive welding are classified in Industry 7692.

For large geographic areas, data are presented for the following subdivisions of this classification:

1. Radiator repair.
2. Brake, front end, and wheel alignment.
3. Carburetor repair shops.
4. Automotive electrical repair shops.
5. Other automotive repair shops, n.e.c. Establishments primarily engaged in specialized automotive repairs, not elsewhere classified, such as frame repair, piston ring service and repair, speedometer repair, and heater and air-conditioning repair.

Carwashes (SIC 7542). Establishments primarily engaged in washing, waxing, and polishing motor vehicles or furnishing facilities for the self-service washing of motor vehicles.

Automotive services, except repair and carwashes (SIC 7549). Establishments primarily engaged in furnishing automotive services, except repair and carwashes, such as lubricating service, towing service, diagnostic service, undercoating service, and inspection service.

For large geographic areas, data are presented for the following subdivisions of this classification:

1. Lubrication shops.
2. Towing services.
3. Other automotive services, n.e.c.

Miscellaneous Repair Services (SIC Major Group 76)

This group includes establishments primarily engaged in miscellaneous repair services, not elsewhere classified. Repair departments of retail dealers or manufacturers are not included unless operated as separate establishments and reported as such. This group does not include some repair services of which the more important are: repair to structures (classified in Construction); garment and shoe repair (classified in Major Group 72); automotive repair services (classified in Major Group 75); electronic computer and computer peripheral equipment repair services (classified in Industry 7378); ship and boat repair (classified in Manufacturing); and railroad repair (classified in Manufacturing).

Radio and television repair shops (SIC 7622). Establishments primarily engaged in repairing radios, televisions, phonographs, stereo equipment, and tape recorders. Also included are establishments engaged in installing and repairing television, amateur, and citizens' band antennas, and those engaged in installing and servicing similar equipment in homes, offices, boats, automobiles, or other vehicles. Establishments primarily engaged in installation, repair, or maintenance of radio and television broadcast transmitting antennas and towers are classified in Construction. Repair departments of radio and television dealers are not included here unless operated and reported as separate establishments.

Refrigeration and air-conditioning service and repair shops (SIC 7623). Establishments primarily engaged in servicing and repairing household and commercial electrical refrigerators and air-conditioning and refrigeration equipment. Establishments primarily engaged in servicing and repairing gas refrigeration equipment are classified in Industry 7699, and those repairing automotive air-conditioning equipment are classified in Industry 7539. Establishments primarily engaged in installing refrigeration and air-conditioning systems are classified in Construction.

Electrical and electronic repair shops, n.e.c. (SIC 7629). Establishments primarily engaged in servicing and repairing electrical and electronic equipment, not elsewhere classified, such as electrical household appliances (washing machines, vacuum cleaners, irons, toasters, etc.) and electrical and electronic industrial equipment. Electrical contractors and electrical shops engaged primarily in house wiring are included in Construction, Industry 1731. The repair of electric motors is classified in Industry 7694. Repair of electronic computers and computer peripheral equipment is classified in Industry 7378.

Watch, clock, and jewelry repair (SIC 763). Establishments primarily engaged in the repair of watches, clocks, or jewelry. Establishments primarily engaged in assembling watches from purchased parts are classified in Manufacturing, Industry 3873.

Reupholstery and furniture repair (SIC 764). Establishments primarily engaged in furniture reupholstery and repair. Establishments primarily engaged in selling upholstery materials, making slipcovers and draperies to order, or in upholstering new frames to individual order are classified in Retail Trade, as are establishments making furniture and cabinets on a custom basis.

Welding repair (SIC 7692). Establishments primarily engaged in repair work by welding, including automotive welding. Welding in connection with the manufacture of a product is classified in Manufacturing. Welding contractors doing welding work at construction sites are classified in Construction, Industry 1799.

Armature rewinding shops (SIC 7694). Establishments primarily engaged in rewinding armatures and rebuilding or repairing electric motors. Establishments classified here may either repair customers' equipment or repair their own equipment for sale or exchange to users or to the trade. Establishments primarily engaged in the repair of electrical appliances are classified in Industry 7629.

Repair shops and related services, n.e.c. (SIC 7699). Establishments primarily engaged in specialized repair services, not elsewhere classified, such as farm machinery and equipment repair; lawnmower, saw, knife, and tool sharpening and repair; bicycle repair; lock and gun repair; musical instrument repair; and the repair of typewriters. Repair services which involve primarily electrical or electronic equipment or components are classified in Industry 7629; however, primarily mechanical repair of electrically powered equipment, such as electric sewing machine repair, is included here.

For large geographic areas, data are presented for the following subdivisions of this classification:

1. Farm machinery and equipment repair.
2. Lawnmower and other small gasoline engine repair. Establishments primarily engaged in saw, knife, and tool sharpening are also included here.
3. Sewer and septic tank cleaning services. Establishments primarily engaged in cleaning or repairing sewers and septic tanks. Establishments which install septic tanks are classified in Construction.
4. Other repair and related services, n.e.c. Establishments primarily engaged in specialized repair services, not elsewhere classified, such as aircraft flight instrument repair (except electrical), blacksmith shops, bicycle repair, boiler repair, photographic equipment repair,

dental instrument repair, furnace and chimney cleaning, gunsmith shops, key duplicating shops, motorcycle repair, musical instrument tuning and repair, taxidermists, typewriter repair, umbrella repair, and venetian blind repair.

Motion Pictures (SIC Major Group 78)

This group includes establishments producing and distributing motion pictures, exhibiting motion pictures in commercially operated theaters, and furnishing services to the motion picture industry. The term "motion pictures" includes similar productions for television or other media using film, tape, or other means.

Motion picture and video tape production (SIC 7812). Establishments primarily engaged in the production of theatrical and nontheatrical motion pictures and video tapes for exhibition or sale. Establishments engaged in both production and distribution of motion pictures are included here, as well as those engaged in the production of educational, industrial, and religious films. Establishments primarily engaged in motion picture and video tape reproduction are classified in Industry 7819.

For large geographic areas, data are presented for the following subdivisions of this classification:

1. Motion picture production, except for television.
2. Motion picture and tape production for television.

Services allied to motion picture production (SIC 7819). Establishments primarily engaged in performing auxiliary services to motion picture production, such as motion picture film processing, editing, and titling. Also included are casting bureaus, wardrobe and studio property rental, rental and repair of cameras and other motion picture equipment, stock footage film libraries, and television tape services (editing, transfers, etc.).

Motion picture and video tape distribution (SIC 7822). Establishments primarily engaged in the distribution (rental or sale) of theatrical and nontheatrical motion picture films or in the distribution of video tapes and disks, except to the general public. Establishments engaged in both distribution and production are classified in Industry 7812. Establishments primarily engaged in renting video tapes and disks to the general public are classified in Industry 7841, and those engaged in the sale of video tape and disks to individuals for personal or household use are classified in Retail Trade, Industry 5735.

For large geographic areas, data are presented for the following subdivisions of this classification:

1. Motion picture film exchanges.
2. Film and tape distribution for television.
3. Video tape wholesalers.

Services allied to motion picture distribution (SIC 7829). Establishments primarily engaged in performing auxiliary services to motion picture distribution, such as film delivery service, film purchasing and booking agencies, and film libraries.

Motion picture theaters, except drive-in (SIC 7832). Commercially operated theaters primarily engaged in the indoor exhibition of motion pictures.

Drive-in motion picture theaters (SIC 7833). Commercially operated theaters, commonly known as drive-in theaters, primarily engaged in the outdoor exhibition of motion pictures.

Video tape rental (SIC 7841). Establishments primarily engaged in renting recorded video tapes and disks to the general public for personal or household use. Establishments primarily engaged in renting video recorders and players are classified in Industry 7359. Establishments primarily engaged in selling recorded video tapes and disks to the general public are classified in Retail Trade, Industry 5735, and those engaged in the wholesale distribution of recorded video tapes and disks are classified in Industry 7822.

Amusement and Recreation Services, Except Motion Pictures (SIC Major Group 79)

This group includes establishments primarily engaged in providing amusement, recreation, or entertainment services, not elsewhere classified. Gambling businesses, where legal, are also included in this Major Group; however, combined gambling and lodging facilities with 25 guestrooms or more are classified in Industry 7011. Establishments primarily engaged in operating museums, art galleries, arboreta, and botanical and zoological gardens are classified in Major Group 84.

Dance studios, schools, and halls (SIC 791). Establishments primarily engaged in operating public dance halls or ballrooms, dance studios, and dance schools. Establishments primarily engaged in renting facilities used as dance halls or ballrooms are classified in Real Estate, Industry 6512.

Theatrical producers (except motion picture) and miscellaneous theatrical services (SIC 7922). Establishments primarily engaged in providing live theatrical presentations, such as road companies and summer theaters. This industry also includes services allied with theatrical presentations, such as casting agencies; booking agencies for plays, artists, and concerts; scenery, lighting, and other equipment services; and theatrical ticket agencies. Also included in this industry are producers of live and taped radio programs and commercials and producers of live television programs.

For large geographic areas, data are presented for the following subdivisions of this classification:

1. Producers of live theatrical productions. Stock or repertory companies, whether or not operating their own theaters, are included here. Establishments primarily engaged in producing shows for dinner theaters but not operating the food service are also included here. Dinner theaters operating food service are classified in Retail Trade, Industry 5812.
2. Producers of radio and television shows, except tape producers. Establishments primarily engaged in producing shows for live presentation on radio and television. Producers of motion picture and television tape are classified in Industry 7812 and producers of radio tape in the subgroup Other theatrical services.
3. Artists' and entertainers' managers or agents, concert bureaus, and booking agents.
4. Other theatrical services. Establishments engaged in theatrical services, not elsewhere classified, such as ticket agencies; theatrical, television, and radio employment agencies; theatrical equipment rental and design; and lighting. Radio show tape producers are included here.

Bands, orchestras, actors, and other entertainers and entertainment groups (SIC 7929). Establishments primarily engaged in providing entertainment other than live theatrical presentations. These establishments include bands, orchestras, and entertainers.

For large geographic areas, data are presented for the following subdivisions of this classification:

1. Dance groups and artists.
2. Symphony orchestras, opera companies, and chamber music organizations.
3. Other music groups and artists. Dance and stage bands, orchestras (except symphony or chamber), combos, quintets, soloists, and similar musical organizations, groups, and artists.
4. Other entertainers and entertainment groups. Entertainers other than dance bands, symphony orchestras, dance groups, or similar musical and dance organizations.

Bowling centers (SIC 7933). Establishments primarily engaged in providing facilities for bowling.

Professional sports clubs and promoters (SIC 7941). Operators and promoters of professional and semiprofessional athletic clubs, promoters of athletic events, and managers of individual professional athletes. Receipts from radio or television broadcasts, from sales of players, from concession operators, and from noncustomer sources are not included in the total receipts for the activities

classified here. Establishments primarily engaged in renting stadiums and athletic fields to sports promoters and clubs are classified in Real Estate, Industry Group 651.

For large geographic areas, data are presented for the following subdivisions of this classification:

1. Baseball clubs.
2. Football clubs.
3. Other professional sports clubs.
4. Managers and promoters.

Racing, including track operation (SIC 7948). Promoters and participants in racing activities, including racetrack operators, operators of racing stables, jockeys, racehorse trainers, and race car owners and operators. Establishments which own racetracks but do not engage in promotion of racing events, are classified in Real Estate, Industry Group 651. Stables and kennels primarily engaged in breeding or boarding horses and dogs are classified in Agriculture, Industry 0752.

For large geographic areas, data are presented for the following subdivisions of this classification:

1. Auto racetrack operation.
2. Horse racetrack operation.
3. Dog racetrack operation.
4. Racing stables and racing, n.e.c.

Physical fitness facilities (SIC 7991). Establishments primarily engaged in operating reducing and other health clubs, spas, and similar facilities featuring exercise and other active physical fitness conditioning, whether or not on a membership basis. Establishments providing aerobic dance and exercise classes are also included here. Sports and recreation clubs are classified in Industry 7997 if operated on a membership basis, and in Industry 7992 or 7999 if open to the general public. Health resorts and spas providing lodging are classified in Major Group 70. Establishments that promote physical fitness through diet control are classified in Industry 7299.

For large geographic areas, data are presented for the following subdivisions of this classification:

1. Physical fitness centers, except gymnasiums and athletic clubs.
2. Gymnasiums and athletic clubs.

Public golf courses (SIC 7992). Privately operated establishments primarily engaged in the operation of golf courses open to the general public on a fee basis. Municipally owned and operated golf courses are not included. Membership golf and country clubs are classified in Industry 7997. Miniature golf courses and golf driving ranges are classified in Industry 7999.

Coin-operated amusement devices (SIC 7993). Establishments primarily engaged in operating coin-operated amusement devices either in their own or in other places of business. Such amusement devices include juke boxes, pinball machines, mechanical games, video games, slot machines (where legal), and similar types of amusement equipment. The amusement devices may also be operated by bills. Amusement arcades and parlors are also included. Establishments primarily engaged in rental of such devices are classified in Industry 7359.

Amusement parks (SIC 7996). Establishments known as amusement parks, theme parks, kiddie parks, etc., which group together a number of attractions, such as mechanical rides, amusement devices, refreshment stands, and picnic grounds. Individual ride operators or concessionaires operating within the park are classified in Industry 7999, as are carnivals operating without a fixed exhibition site. Owners of the park grounds (who do not operate the amusement parks) are classified in Real Estate, Industry Group 651.

Membership sports and recreation clubs (SIC 7997). Sports and recreation clubs which maintain facilities for use only by members and their guests, such as country, golf, tennis, yacht, and swimming clubs. Such establishments are classified here regardless of the proportion of receipts derived from food or liquor sales. Membership organizations engaged in civic, social, or fraternal activities are classified in Industry 864. Physical fitness facilities are classified in Industry 7991.

Amusement and recreation services, n.e.c. (SIC 7999). Establishments primarily engaged in the operation of sports, amusement, and recreation services, not elsewhere classified, such as bathing beaches, swimming pools, and riding academies and schools. Membership sports and recreation clubs not open to the general public are classified in Industry 7997.

For large geographic areas, data are presented for the following subdivisions of this classification:

1. Concession operators of amusement devices and rides. Concession operators of mechanical rides or of amusement devices in amusement parks, carnivals, circuses, or fairs; or operators of independently operated rides or devices of this type.
2. Carnivals and circuses. Establishments operating a group of amusement, service, and/or retail units, generally known as carnivals, which do not have any fixed exhibition site; or companies engaged in the operation of circuses having acrobatic and animal shows and individual circus acts. Side shows are included here. Individual performers in circuses are classified in Other entertainers and entertainment groups, a subgroup of Industry 7929.
3. Fairs. Establishments primarily engaged in arranging and operating the exhibitions and related activities

usually associated with county, State, or similar fairs. Carnivals and side shows which are part of the fairs but which are independently owned and operated are included in the subgroup Carnivals and circuses. Other independently owned and operated amusement device and ride concessions are included in the subgroup Concession operators of amusement devices and rides.

4. Roller skating rinks.
5. Ice skating rinks.
6. Other amusement and recreation services, n.e.c. Establishments primarily engaged in the commercial operation of sports, amusement, and recreation services, not elsewhere classified. Included are establishments engaged in instruction of sports or recreational activities, such as baseball, bridge, golf, judo, karate, skiing, swimming, and tennis. Also included are establishments renting articles for amusement and recreation, such as beach chairs and accessories, bicycles, golf carts, small boats and canoes, and saddle horses.

Other establishments in this classification include commercially operated bathing beaches, gambling establishments (where legal), golf driving ranges, miniature golf courses, riding academies and stables, shooting galleries, slot-car tracks, ski lifts, day camps, and establishments engaged in the commercial operation of swimming pools open to the general public for a fee. Municipally operated golf courses and swimming pools are excluded from this census. Privately owned tourist attractions, such as natural wonders or manmade exhibits, are included here. Museums, art galleries, and botanical and zoological gardens are included in Major Group 84.

Health Services (SIC Major Group 80)

This group includes establishments primarily engaged in furnishing medical, surgical, and other health services to persons. Associations or groups, such as Health Maintenance Organizations (HMO's), primarily engaged in providing medical or other health services to members are included but those which only provide insurance covering hospitalization or medical costs are classified in Insurance, Major Group 63. Hospices providing medical services are also included in this Major Group and are classified according to the primary service provided. Health care facilities were primarily coded based on self-designation. Where multiple levels of care were indicated but were not apparently separate operations, the facility was generally classified based on the highest level of care provided. Veterinarians are classified in Agriculture, Industry Group 074.

Offices and clinics of doctors of medicine (SIC 801). Establishments of licensed practitioners having the degree of M.D. and engaged in the practice of general or specialized medicine and surgery. General medical clinics (staffed by licensed practitioners having M.D. degree) are also classified here.

Associations of physicians formed solely for sharing expenses (including payroll) are also included here. Receipts are not applicable for these associations since their operations are funded by reimbursements from member firms, and these funds are not considered operating receipts for medical services provided. However, their payroll and employment data are included in statistics presented for this category.

For large geographic areas, data are presented for the following subdivisions of this classification:

1. Offices of doctors of medicine. Includes offices as well as group clinics owned and operated by physicians for the purpose of carrying on their profession.
2. General medical clinics. Includes clinics not owned and operated by physicians associated for the purpose of carrying on their profession.

Offices and clinics of dentists (SIC 802). Establishments of licensed practitioners having the degree of D.D.S. (or D.D. Sc.) or D.M.D. and engaged in the practice of general or specialized dentistry, including dental surgery. Dental clinics are also classified here.

For large geographic areas, data are presented for the following subdivisions of this classification:

1. Offices of dentists. Includes offices as well as group clinics owned and operated by dentists associated for the purpose of carrying on their profession.
2. Dental clinics. Includes clinics not owned and operated by dentists associated for the purpose of carrying on their profession.

Offices and clinics of doctors of osteopathy (SIC 803). Establishments of licensed practitioners having the degree of D.O. and engaged in the practice of general or specialized osteopathic medicine and surgery.

For large geographic areas, data are presented for the following subdivisions of this classification:

1. Offices of osteopathic physicians.
2. Osteopathic clinics.

Offices and clinics of chiropractors (SIC 8041). Establishments of licensed practitioners having the degree of D.C. and engaged in the practice of chiropractic medicine.

Offices and clinics of optometrists (SIC 8042). Establishments of licensed practitioners having the degree of O.D. and engaged in the practice of optometry. Establishments where receipts are primarily from the sale of optical goods prescribed as a result of eye examinations performed at another establishment are classified in Retail Trade, Industry 5999.

Offices and clinics of podiatrists (SIC 8043). Establishments of licensed practitioners having the degree of D.P. and engaged in the practice of podiatry.

Offices and clinics of health practitioners, n.e.c. (SIC 8049). Establishments of health practitioners engaged in practice in health fields, not elsewhere classified, such as acupuncturists, midwives, nutritionists, physical and occupational therapists, and psychologists.

Skilled nursing care facilities (SIC 8051). Establishments primarily engaged in providing inpatient nursing and rehabilitative services to patients who require continuous health care but not hospital services. Care must be ordered by and under the direction of a physician. The staff must include a licensed nurse on duty continuously with a minimum of one full-time registered nurse on duty during each day shift. Included are establishments certified to deliver skilled nursing care under the Medicare and Medicaid programs.

Intermediate care facilities (SIC 8052). Establishments primarily engaged in providing inpatient nursing and rehabilitative services but not on a continuous basis. Staffing must include 24-hour per day personnel with a licensed nurse on duty full-time during each day shift. At least once a week, consultation with a registered nurse on the delivery of care is required. Included are facilities certified to deliver intermediate care under the Medicaid program.

Nursing and personal care facilities, n.e.c. (SIC 8059). Establishments primarily engaged in providing some nursing and/or health-related care to patients who do not require the degree of care and treatment that a skilled or intermediate care facility is designed to provide. Included are rest homes, convalescent homes, and other institutions where health care is a major element. Residential facilities, such as homes for the retarded and the elderly which provide personal care but where health care is incidental, are classified in Industry 8361.

General medical and surgical hospitals (SIC 8062). Establishments primarily engaged in providing general medical and surgical services and other hospital services. Specialty hospitals are classified in Industries 8063 and 8069.

Psychiatric hospitals (SIC 8063). Establishments primarily engaged in providing diagnostic medical services and inpatient treatment for the mentally ill. Establishments known as hospitals and primarily engaged in providing health care for the mentally retarded are classified in Industry 8051.

Specialty hospitals, except psychiatric (SIC 8069). Establishments primarily engaged in providing diagnostic services, treatment, and other hospital services for specialized categories of patients, except for the mentally ill.

Medical laboratories (SIC 8071). Establishments primarily engaged in providing professional analytic or diagnostic services to the medical profession or to the patient as

prescribed by a physician. Laboratories engaged in the manufacture of medical or pharmaceutical products are classified in Manufacturing. Laboratories engaged in commercial medical research are classified in Industry 8731, and those engaged in noncommercial medical research are classified in Industry 8733.

Dental laboratories (SIC 8072). Establishments primarily engaged in making dentures, artificial teeth, and orthodontic appliances to order for the dental profession. The manufacture of teeth other than to order is classified in Manufacturing. Establishments providing dental X-ray laboratory services are classified in Industry 8071.

Home health care services (SIC 8082). Establishments primarily engaged in providing skilled nursing or medical care in the home under supervision of a medical doctor. Establishments of registered or practical nurses engaged in the independent practice of their profession are classified in Industry 8049, and nurses' registries are classified in Industry 7361. Establishments primarily engaged in selling health care products for personal or household consumption are classified in Retail Trade, and those engaged in renting or leasing products for health care are classified in Industry 7352.

Kidney dialysis centers (SIC 8092). Establishments primarily engaged in providing kidney or renal dialysis services.

Specialty outpatient facilities, n.e.c. (SIC 8093). Establishments primarily engaged in outpatient care of a specialized nature, such as alcohol and drug treatment, birth control/family planning, etc., with permanent facilities and with medical staff to provide diagnosis, treatment, or both for patients who are ambulatory but do not require inpatient care.

Health and allied services, n.e.c. (SIC 8099). Establishments primarily engaged in providing health and allied services, n.e.c., such as blood banks, blood donor stations, childbirth preparation classes, medical photography and art, and oxygen tent services. Establishments of registered or practical nurses in independent practice are classified in Industry 8049. Ambulance services are classified in Transportation, Industry 4119.

Legal Services (SIC Major Group 81)

This group includes establishments which are headed by members of the bar and are engaged in offering legal advice or legal services. Nonprofit legal services (including legal aid societies) are classified here. Associations of lawyers formed solely for the sharing of expenses (including payroll) and not for the purpose of jointly practicing their profession are also included. Receipts are not applicable for these associations since their operations are funded by reimbursements from member firms, and these

funds are not considered operating receipts for legal services provided. However, their payroll and employment data are included in statistics presented for this category.

Selected Educational Services (SIC's 823, 824, 829)

This group includes libraries as well as establishments furnishing formal courses through correspondence, commercial, and trade schools. Elementary and secondary schools (Industry 8211); colleges, universities, and professional schools (Industry 8221); and junior colleges and technical institutes (Industry 8222) are out of scope of the census.

Libraries (SIC 823). Establishments primarily engaged in providing library services, including the circulation of books and other materials for reading, study, and reference.

Data processing schools (SIC 8243). Establishments primarily engaged in offering training in data processing (including data keying), computer programming, and in computer and peripheral equipment operation, maintenance, and repair.

Business and secretarial schools (SIC 8244). Establishments primarily engaged in offering courses in business machine operation, office procedures, and secretarial and stenographic skills.

Vocational schools, n.e.c. (SIC 8249). Establishments primarily engaged in offering specialized vocational courses, not elsewhere classified but not academic training. This industry includes apprentice training, aviation schools, commercial art schools, and practical nursing schools. Schools for the instruction of beauticians are classified in Industry 7231, and barber schools are classified in Industry 7241. Establishments primarily engaged in offering educational courses by mail are included here.

Schools and educational services, n.e.c. (SIC 829). Establishments primarily engaged in offering specialized educational courses and services, not elsewhere classified, such as music schools, drama schools, language schools, student exchange programs, and civil service and other short-term examination preparatory schools. Vocational counseling (excluding rehabilitation) is also included here. Educational testing is included in Industry 8748. Establishments primarily engaged in operating dance schools are classified in Industry 7911; those providing rehabilitation counseling are classified in Industry 8331; and those providing sports instruction in Industry 7999.

Social Services (SIC Major Group 83)

This group includes establishments providing social services and rehabilitation services to those persons with social or personal problems requiring special services and to the physically challenged and the disadvantaged. Also

included are organizations soliciting funds to be used directly for these and related services, as well as community development and planning agencies. Government offices involved with the delivery of such services are out of scope of the census.

Individual and family social services (SIC 832). Establishments primarily engaged in providing one or more of a variety of individual and family social, counseling, welfare, or referral services, including refugee, disaster, and temporary relief services.

Job training and vocational rehabilitation services (SIC 833). Establishments primarily engaged in providing training, work experience, and vocational rehabilitation services for the unemployed, the underemployed, the physically challenged, and to persons who have a job market disadvantage because of lack of education or experience, skill obsolescence, or personal characteristics or problems. Included are upgrading and job development services, skill training, world-of-work orientation, and vocational rehabilitation counseling. Union apprentice training schools are classified in Industry 8249.

Child day care services (SIC 835). Establishments primarily engaged in care of infants or children, or in providing prekindergarten education, where medical care or delinquency correction is not a major element. These establishments may or may not have substantial educational programs and may care for older children when they are not in school. Establishments providing babysitting services are classified in Industry 7299. Head start centers operating in conjunction with elementary schools are classified in Industry 8211.

Residential care (SIC 836). Establishments primarily engaged in the provision of residential social and personal care for children, the elderly, and special categories of persons with some limits on ability for self-care but where medical care is not a major element. Included here are group foster homes; halfway group homes; homes for the retarded, the elderly, the deaf, and the blind; juvenile correctional homes; rehabilitation (residential) centers; and children's boarding homes. Boarding schools providing elementary and secondary education are classified in Industry 8211.

Social services, n.e.c. (SIC 839). Establishments primarily engaged in providing social services, not elsewhere classified, including community improvement, social change, and neighborhood development. Also included are organizations primarily engaged in soliciting contributions on their own account and administering appropriations and allocating funds among other agencies engaged in social welfare services; establishments primarily engaged in the prevention of criminal or antisocial behavior; and regional social service planning agencies. Establishments which raise funds on a contract basis are classified in Industry 7389. Civic, social, fraternal, and political organizations are included

in Major Group 86. Industrial development consulting and planning is classified in Industry 8748. Philanthropic trusts and foundations which are not actually engaged in providing social welfare services are classified in Finance, Industry 6732.

Museums, Art Galleries, and Botanical and Zoological Gardens (SIC Major Group 84)

This major group includes commercial and noncommercial museums, art galleries, arboreta, and botanical and zoological gardens.

Museums and art galleries (SIC 8412). Establishments primarily engaged in the commercial or noncommercial operation of museums and art galleries. Historical, cultural, and educational societies whose functions are primarily providing attractions for the public are included here. Art galleries or art dealers primarily selling to the general public are classified in Retail Trade, Industry 5999.

Arboreta and botanical or zoological gardens (SIC 8422). Establishments primarily engaged in the commercial or noncommercial operation of arboreta and botanical and zoological gardens.

Selected Membership Organizations (SIC's 861, 862, 864, 869)

This group includes organizations operating on a membership basis for the promotion of the interests of their members. Also included are organizations which are not operated on a membership basis but which promote the interests of a constituency or group of supporters. This group does not include business establishments operated by membership organizations, such as hotels open to the general public, golf and country clubs, fraternity and sorority houses, and credit unions. Such establishments are classified according to their primary activity.

Establishments of religious organizations operated for worship or for promotion of religious activities, such as churches, convents, and religious schools and missions, are classified in Industry 8661 and are out of scope of the census. Also excluded are Labor unions and similar labor organizations (Industry 8631) and Political organizations (Industry 8651).

Business associations (SIC 861). Membership organizations engaged in promoting business interests of their members, such as better business bureaus, boards of trade, chambers of commerce, industrial standards committees, merchants' associations, real estate boards, and trade associations. Membership organizations formed to carry out a specific business function, such as common marketing of crops or joint advertising, are classified according to the function performed.

Professional membership organizations (SIC 862). Membership organizations of professional persons formed for the advancement of the interests of their profession, such as bar associations, engineering associations, and scientific membership organizations.

Civic, social, and fraternal associations (SIC 864).

Membership organizations engaged in civic, social, or fraternal activities, such as alumni associations, citizens' associations, fraternities, scout organizations, singing societies, university clubs, veterans' organizations, youth associations, and consumer education and public advocacy groups (except organizations primarily engaged in research). Bars and restaurants owned and operated by organizations for use by members and guests only are also classified here. Hotels and lodging houses operated by organizations for use by members and their guests only, including fraternity and sorority houses, are classified in Industry 7041. Membership sports and recreation clubs are classified in Industry 7997. Homeowner, tenant, and condominium associations primarily engaged in managing real estate are classified in Real Estate, Industry 6531.

Membership organizations, n.e.c. (SIC 869). Membership organizations, not elsewhere classified, such as athletic regulatory associations, automobile owners' associations, farm bureaus, historical clubs, and humane societies.

Engineering, Accounting, Research, Management, and Related Services (SIC Major Group 87)

This group includes establishments primarily engaged in providing engineering, architectural, and surveying services; accounting, auditing, and bookkeeping services; research, development, and testing services; and management and public relations services.

Engineering services (SIC 8711). Establishments primarily engaged in providing professional engineering services. Establishments primarily providing and supervising their own engineering staff on temporary contract to other firms are included here. Establishments providing engineering but not supervisory, personnel are classified in Industry 7363. Photogrammetric engineering services are classified in Industry 8713.

Architectural services (SIC 8712). Establishments primarily engaged in providing professional architectural services. Landscape architectural services are classified in Agriculture, Industry 0781. Establishments primarily engaged in providing graphic arts and related design services are classified in Industry 7336, and those providing drafting services are classified in Industry 7389.

Surveying services (SIC 8713). Establishments primarily engaged in providing professional land, water, and aerial surveying services.

Accounting, auditing, and bookkeeping services (SIC 8721). Establishments primarily engaged in furnishing accounting, bookkeeping, and related auditing services. These establishments may use data processing and tabulating techniques as part of providing their services. However,

establishments primarily engaged in providing data processing and tabulating services are classified in Industry 7374. Establishments providing income tax return preparation services, without also furnishing accounting, auditing, or bookkeeping services, are classified in Industry 7291.

Commercial physical and biological research (SIC 8731).

Establishments primarily engaged in physical and biological research and development on a contract or fee basis. Noncommercial research establishments (funded by endowments, grants, or contributions) are classified in Industry 8733. Separate establishments of aircraft, guided missile, or spacecraft manufacturers primarily engaged in research and development on these products are classified in Manufacturing, Major Group 37.

For large geographic areas, data are presented for the following subdivisions of this classification:

1. Commercial physical research.
2. Commercial medical and biological research.

Commercial economic, sociological, and educational research (SIC 8732).

Establishments primarily engaged in performing business, marketing, opinion, and other economic, sociological, and educational research on a contract or fee basis. Noncommercial research establishments (funded by endowments, grants, or contributions) are classified in Industry 8733.

Noncommercial research organizations (SIC 8733). Establishments primarily engaged in performing research into and dissemination of information for public health, education, or general welfare. These establishments primarily operate on funds from endowments, contributions, and grants. Establishments which fund such research, although the actual research may be contracted out to other establishments, are also classified here.

Testing laboratories (SIC 8734). Establishments primarily engaged in providing testing services. Establishments performing clinical laboratory testing for the medical profession are classified in Industry 8071.

Management services (SIC 8741). Establishments primarily engaged in furnishing general or specialized management services on a day to day basis and on a contract or fee basis. Establishments classified here do not provide operating staff. Management and operation of a business, where operating staff as well as management is provided, is classified according to the activity of the establishment managed. Construction management services are classified here.

Management consulting services (SIC 8742). Establishments primarily engaged in furnishing operating counsel and assistance to managements of private, nonprofit, and public organizations. These establishments generally perform a variety of activities, such as strategic and organizational planning; financial planning and budgeting; marketing objectives and policies planning; information systems

planning, evaluation, and selection; human resources policies and practices planning; and production scheduling and control planning.

Public relations services (SIC 8743). Establishments primarily engaged in the preparation of materials, written or spoken, which are designed to promote the interests of their clients by attempting to influence the general public or other groups.

Facilities support management services (SIC 8744).

Establishments primarily engaged in furnishing personnel to perform a range of services in support of the operations of other establishments, or those engaged in providing a number of different continuing services, on a contract or fee basis, within other establishments. Establishments which provide management and staff to operate a business are classified according to the type of activity of the business. Establishments primarily providing one specialized service are classified in the specialized industry. Establishments primarily supplying temporary or continuing help (except agricultural) are classified in Industry 7363. Establishments which provide management services only (except agricultural) are classified in Industry 8741. Computer facilities management is classified in Industry 7376.

Business consulting services, n.e.c. (SIC 8748). Establishments primarily engaged in furnishing business consulting services, not elsewhere classified, on a contract or fee basis. Included are agricultural, economic, educational, and systems engineering consultants as well as city planners and testing services (educational or personnel).

Services, Not Elsewhere Classified (SIC Major Group 89)

Establishments primarily providing services, not elsewhere classified, such as artists (excluding commercial and medical artists), authors, scientific consultants (working on their own account), inventors, lecturers, music arrangers, newspaper columnists, radio commentators, song writers, weather forecasters, and writers.

There is evidence that among small employer establishments (for which kind-of-business information is obtained from administrative records), many service establishments are classified incorrectly in this industry because there is insufficient information to determine the correct kind-of-business classification. Therefore, the published data probably overstate the number of establishments and level of activity for this category.

For large geographic areas, data are presented for the following subdivisions of this classification:

1. Scientific and related consulting services, except environmental.
2. Environmental consulting.
3. Authors, composers, and other arts-related services.
4. Other services, n.e.c.

Appendix B. **Sample Report Form and Instructions**

The sample report form and instructions are shown on the following pages.



Appendix C.

Kind-of-Business Titles and Reporting-Form Numbers

[Listed below are service industries kind-of-business titles and their corresponding reporting-form numbers. Requests for copies of any of these forms, including the inquiries used to classify establishments by kind of business, should be directed to the Services Division, Bureau of the Census, Washington, DC 20233]

SIC code	Title	Reporting form CB-	SIC code	Title	Reporting form CB-
70	HOTELS, ROOMING HOUSES, CAMPS, AND OTHER LODGING PLACES		73	BUSINESS SERVICES—Con.	
7011 pt.	Hotels, 25 guestrooms or more	7001	7377	Computer rental and leasing	7307
7011 pt.	Hotels, less than 25 guestrooms	7001	7378	Computer maintenance and repair	7307
7011 pt.	Motels, tourist courts	7001	7379 pt.	Computer consultants	7307
7011 pt.	Motor hotels	7001	7379 pt.	Miscellaneous computer services, n.e.c.	7307
702	Rooming and boarding houses	7002	7381 pt.	Detective agencies and guard services	7308
7032	Sporting and recreational camps	7002	7381 pt.	Armored car services	7308
7033	Recreational vehicle parks and campsites	7002	7382	Security systems services	7308
704	Organization hotels and lodging houses, on membership basis.	7002	7383	News syndicates	7308
			7384 pt.	Photofinishing laboratories, except "one-hour" (mini) labs	7303
			7384 pt.	"One-hour" (mini) photofinishing	7303
72	PERSONAL SERVICES		7389 pt.	Sign painting shops	7308
7211	Power laundries, family and commercial	7201	7389 pt.	Interior designing	7308
7212	Garment pressing, and agents for laundries and drycleaners	7201	7389 pt.	Telephone answering services	7308
7213	Linen supply	7201	7389 pt.	Water softening and conditioning services	7308
7215 pt.	Coin-operated laundries and drycleaning stores	7201	7389 pt.	Packaging and labeling services	7308
7215 pt.	Coin-operated laundry routes	7201	7389 pt.	Trading stamp services	7308
7216	Drycleaning plants, except rug cleaning	7201	7389 pt.	Convention and trade show services	7308
7217	Carpet and upholstery cleaning	7201	7389 pt.	Private mail centers	7308
7218	Industrial launderers	7201	7389 pt.	Miscellaneous business services, n.e.c.	7308
7219	Laundry and garment services, n.e.c.	7201			
722	Photographic studios, portrait	7303	75	AUTOMOTIVE REPAIR, SERVICES, AND PARKING	
723	Beauty shops	7202	7513 pt.	Truck rental, without drivers	7501
724	Barber shops	7202	7513 pt.	Truck leasing, except finance leasing	7501
725	Shoe repair shops and shoeshine parlors	7202	7514	Passenger car rental	7501
726	Funeral service and crematories	7202	7515	Passenger car leasing	7501
7291	Tax return preparation services	7202	7519	Utility trailer and recreational vehicle rental	7501
7299 pt.	Massage parlors, tanning salons, and saunas	7202	7521 pt.	Parking lots	7502
7299 pt.	Diet and weight reducing services	7202	7521 pt.	Parking structures	7502
7299 pt.	Formal wear rental	7202	7532 pt.	Top and body repair shops	7503
7299 pt.	Other personal services, n.e.c.	7202	7532 pt.	Paint shops	7503
73	BUSINESS SERVICES		7533	Automotive exhaust system repair shops	7503
7311	Advertising agencies	7301	7534	Tire retreading and repair shops	7503
7312	Outdoor advertising services	7301	7536	Automotive glass replacement shops	7503
7313 pt.	Radio and television advertising representatives	7301	7537	Automotive transmission repair shops	7503
7313 pt.	Publishers' advertising representatives	7301	7538 pt.	General automotive repair shops, except diesel	7503
7319	Advertising, n.e.c.	7301	7538 pt.	Diesel repair shops	7503
7322	Adjustment and collection services	7302	7539 pt.	Radiator repair	7503
7323	Credit reporting services	7302	7539 pt.	Brake, front end, and wheel alignment	7503
7331 pt.	Mailing list compilers, brokers, and managers	7303	7539 pt.	Carburetor repair shops	7503
7331 pt.	Direct mail advertising services, except mailing list services	7303	7539 pt.	Automotive electrical repair shops	7503
7334 pt.	Blueprinting and photocopying services	7303	7539 pt.	Other automotive repair shops, n.e.c.	7503
7334 pt.	Duplicating services, except printing and photocopying	7303	7542	Carwashes	7503
7335	Commercial photography	7303	7549 pt.	Lubrication shops	7503
7336 pt.	Commercial art	7303	7549 pt.	Towing services	7503
7336 pt.	Graphic arts and related design	7303	7549 pt.	Other automotive services, n.e.c.	7503
7338	Secretarial and court reporting services	7303	76	MISCELLANEOUS REPAIR SERVICES	
7342	Disinfecting and pest control services	7304	7622	Radio and television repair shops	7600
7349	Building cleaning and maintenance services, n.e.c.	7304	7623	Refrigeration and air-conditioning service and repair shops	7600
7352	Medical equipment rental and leasing	7305	7629	Electrical and electronic repair shops, n.e.c.	7600
7353 pt.	Rental and leasing of heavy construction equipment without operators	7305	763	Watch, clock, and jewelry repair	7600
7353 pt.	Rental and leasing of heavy construction equipment with operators	7305	764	Reupholstery and furniture repair	7600
7359 pt.	Equipment rental, except rent-to-own	7305	7692	Welding repair	7600
7359 pt.	Equipment leasing, except finance leasing	7305	7694	Armature rewinding shops	7600
7359 pt.	Rent-to-own	7305	7699 pt.	Farm machinery and equipment repair	7600
7361	Employment agencies	7306	7699 pt.	Lawnmower and other small gasoline engine repair	7600
7363 pt.	Temporary help supply	7306	7699 pt.	Sewer and septic tank cleaning services	7600
7363 pt.	Employee leasing	7306	7699 pt.	Other repair and related services, n.e.c.	7600
7363 pt.	Other help supply services	7306	78	MOTION PICTURES	
7371	Computer programming services	7307	7812 pt.	Motion picture production, except for television	7801
7372	Prepackaged software	7307	7812 pt.	Motion picture and tape production for television	7801
7373	Computer integrated systems	7307	7819	Services allied to motion picture production	7801
7374	Computer processing and data preparation and processing services	7307	7822 pt.	Motion picture film exchanges	7801
7375	Information retrieval services	7307	7822 pt.	Film and tape distribution for television	7801
7376	Computer facilities management services	7307	7822 pt.	Video tape wholesalers	7801
			7829	Services allied to motion picture distribution	7801
			7832	Motion picture theaters, except drive-in	7802
			7833	Drive-in motion picture theaters	7802
			7841	Video tape rental	7803

SIC code	Title	Reporting form CB-	SIC code	Title	Reporting form CB-
79	AMUSEMENT AND RECREATION SERVICES, EXCEPT MOTION PICTURES AND MUSEUMS		81	LEGAL SERVICES	
791	Dance studios, schools, and halls	7903	81 pt.	Offices of lawyers	8100
7922 pt.	Producers of live theatrical productions	7901	81 pt.	Legal aid societies and similar legal services	8100
7922 pt.	Producers of radio and television shows, except tape producers	7901	823, 4,	SELECTED EDUCATIONAL SERVICES	
7922 pt.	Artists' and entertainers' managers or agents, concert bureaus, and booking agents	7901	9		
7922 pt.	Other theatrical services	7901	823	Libraries	8200
7929 pt.	Dance groups and artists	7901	8243	Data processing schools	8200
7929 pt.	Symphony orchestras, opera companies, and chamber music organizations	7901	8244	Business and secretarial schools	8200
7929 pt.	Other music groups and artists	7901	8249	Vocational schools, n.e.c.	8200
7929 pt.	Other entertainers and entertainment groups	7901	829	Schools and educational services, n.e.c.	8200
7933	Bowling centers	7902	83	SOCIAL SERVICES	
7941 pt.	Baseball clubs	7902			
7941 pt.	Football clubs	7902	832	Individual and family social services	8300
7941 pt.	Other professional sports clubs	7902	833	Job training and vocational rehabilitation services	8300
7941 pt.	Managers and promoters	7902	835	Child day care services	8300
7948 pt.	Auto racetrack operation	7902	836	Residential care	8300
7948 pt.	Horse racetrack operation	7902	839	Social services, n.e.c.	8300
7948 pt.	Dog racetrack operation	7902	84	MUSEUMS, ART GALLERIES, AND BOTANICAL AND ZOOLOGICAL GARDENS	
7948 pt.	Racing stables and racing, n.e.c.	7902			
7991 pt.	Physical fitness centers, except gymnasiums and athletic clubs	7903	8412	Museums and art galleries	8400
7991 pt.	Gymnasiums and athletic clubs	7903	8422	Arboreta and botanical or zoological gardens	8400
7992	Public golf courses	7903			
7993	Coin-operated amusement devices	7903	86	SELECTED MEMBERSHIP ORGANIZATIONS	
7996	Amusement parks	7902			
7997	Membership sports and recreation clubs	7903	861	Business associations	8600
7999 pt.	Concession operators of amusement devices and rides	7903	862	Professional membership organizations	8600
7999 pt.	Carnivals and circuses	7903	864	Civic, social, and fraternal associations	8600
7999 pt.	Fairs	7903	869	Membership organizations, n.e.c.	8600
7999 pt.	Roller skating rinks	7903	87	ENGINEERING, ACCOUNTING, RESEARCH, MANAGEMENT, AND RELATED SERVICES	
7999 pt.	Ice skating rinks	7903			
7999 pt.	Other amusement and recreation services, n.e.c.	7903			
80	HEALTH SERVICES		87	ENGINEERING, ACCOUNTING, RESEARCH, MANAGEMENT, AND RELATED SERVICES	
801 pt.	Offices of doctors of medicine	8001	8711	Engineering services	8701
801 pt.	General medical clinics	8001	8712	Architectural services	8701
802 pt.	Offices of dentists	8002	8713	Surveying services	8701
802 pt.	Dental clinics	8002	8721	Accounting, auditing, and bookkeeping services	8702
803 pt.	Offices of osteopathic physicians	8001	8731 pt.	Commercial physical research	8703
803 pt.	Osteopathic clinics	8001	8731 pt.	Commercial medical and biological research	8703
8041	Offices and clinics of chiropractors	8001	8732	Commercial economic, sociological, and educational research	8703
8042	Offices and clinics of optometrists	8001	8733	Noncommercial research organizations	8703
8043	Offices and clinics of podiatrists	8001	8734	Testing laboratories	8703
8049	Offices and clinics of health practitioners, n.e.c.	8001	8741	Management services	8704
8051	Skilled nursing care facilities	8003	8742	Management consulting services	8704
8052	Intermediate care facilities	8003	8743	Public relations services	8704
8059	Nursing and personal care facilities, n.e.c.	8003	8744	Facilities support management services	8704
8062	General medical and surgical hospitals	8004	8748	Business consulting services, n.e.c.	8704
8063	Psychiatric hospitals	8004	89	SERVICES, N.E.C.	
8069	Specialty hospitals, except psychiatric	8004			
8071	Medical laboratories	8005	8999 pt.	Scientific and related consulting services, except environmental	8900
8072	Dental laboratories	8005	8999 pt.	Environmental consulting	8900
8082	Home health care services	8006	8999 pt.	Authors, composers, and other arts-related services	8900
8092	Kidney dialysis centers	8006	8999 pt.	Other services, n.e.c.	8900
8093	Specialty outpatient facilities, n.e.c.	8006	8999 pt.		
8099	Health and allied services, n.e.c.	8006			

Appendix D. Metropolitan Areas

(Titles and definitions shown for MSA's, CMSA's, and PMSA's are those established by the Office of Management and Budget, as of June 30, 1993)

NORTH DAKOTA

Bismarck, ND MSA

Burleigh County, ND

Morton County, ND

Fargo-Moorhead, ND-MN MSA

Clay County, MN

Cass County, ND

Grand Forks, ND-MN MSA

Polk County, MN

Grand Forks County, ND

Appendix E.

Percent of Receipts/Revenue Based on Administrative Records and Estimation for the State: 1992

Table E-1. Firms Subject to Federal Income Tax

[Includes only establishments with payroll. For meaning of abbreviations and symbols, and for more information on reliability of data, see introductory text. For explanation of terms and comparability of 1987 and 1992 censuses, see appendix A]

SIC code	Kind of business or operation	Percent of receipts —		SIC code	Kind of business or operation	Percent of receipts —	
		From administrative records ¹	Estimated ²			From administrative records ¹	Estimated ²
	Total	18.6	3.6	73	Business services—Con.		
70 ex. 704	Hotels, rooming houses, camps, and other lodging places (except membership lodging)	7.4	1.3	736	Personnel supply services	2.7	.9
				7361	Employment agencies	64.3	23.3
				7363	Help supply services3	—
7011	Hotels and motels	7.0	1.3	7363 pt.	Temporary help supply	(D)	(D)
7011 pt.	Hotels	4.3	1.2	7363 pt.	Help supply, except temporary	(D)	(D)
7011 pt.	Hotels, 25 guestrooms or more	3.4	.5				
7011 pt.	Hotels, less than 25 guestrooms	31.1	20.9	737	Computer programming, data processing, and other computer related services	2.3	.8
7011 pt.	Motels, motor hotels, and tourist courts	9.9	1.3		Computer programming, prepackaged software, and integrated systems	2.0	.7
7011 pt.	Motels, tourist courts	16.3	2.4	7371, 2, 3	Computer programming services	27.6	10.0
7011 pt.	Motor hotels	2.5	—		Prepackaged software	(D)	(D)
702, 3	Other lodging places	39.1	—	7373	Computer integrated systems	(D)	(D)
702	Rooming and boarding houses	7.8	—	7374, 5, 6	Data processing services5	1.0
703	Camps and recreational vehicle parks	49.1	—	7374, 5	Computer processing, information retrieval5	1.0
				7376	Computer facilities management services	—	—
72	Personal services	28.9	4.4	7377, 8, 9	Computer rental and leasing, maintenance, and related services, n.e.c.	10.6	2.1
721	Laundry, cleaning, and garment services	9.4	3.2		Computer rental and leasing	(D)	(D)
7211	Power laundries, family and commercial*	6.0	—	7377	Computer maintenance and repair	5.2	1.2
7213	Linen supply*	(D)	(D)	7378	Computer related services, n.e.c.	(D)	(D)
7215	Coin-operated laundries and drycleaning	(D)	(D)	7379			
7216	Drycleaning plants, except rug cleaning*	10.3	7.5	738	Miscellaneous business services	40.6	3.5
7217	Carpet and upholstery cleaning	34.8	8.7	7381, 2	Detective agencies and protective services	40.1	.3
7218	Industrial launderers*	(D)	(D)	7381	Detective, guard, and armored car services	31.8	.4
7212, 9	Other laundry, cleaning, and garment services* ..	(D)	(D)	7382	Security systems services	67.8	—
7212	Garment pressing, and agents for laundries and drycleaners	(D)	(D)	7383	News syndicates	(D)	(D)
7219	Laundry and garment services, n.e.c.*	(D)	(D)	7384	Photofinishing laboratories*	3.9	7.9
				7389	Business services, n.e.c.	(D)	(D)
722	Photographic studios, portrait	68.0	11.3	7389 pt.	Sign painting shops	33.2	—
				7389 pt.	Interior designing	100.0	—
723, 4	Beauty and barber shops	35.1	4.9	7389 pt.	Telephone answering services	(D)	(D)
723	Beauty shops	34.8	5.0	7389 pt.	Other business services	68.8	1.4
724	Barber shops	51.9	—				
725	Shoe repair shops and shoeshine parlors	18.0	9.7	75	Automotive repair, services, and parking	29.3	5.6
726	Funeral service and crematories	28.9	1.9	751	Automotive rental and leasing, without drivers	3.9	3.6
				7513	Truck rental and leasing, without drivers	—	6.5
729	Miscellaneous personal services	36.6	5.6	7514, 5	Passenger car rental and leasing	8.7	—
7291	Tax return preparation services	49.4	.3	7514	Passenger car rental	(D)	(D)
7299	Miscellaneous personal services, n.e.c.	29.3	8.5	7515	Passenger car leasing	(D)	(D)
				7519	Utility trailer and recreational vehicle rental	—	—
73	Business services	23.7	2.5	752	Automobile parking	—	5.0
731	Advertising	17.1	4.0	753	Automotive repair shops	35.4	5.9
7311	Advertising agencies	13.4	.3	7532	Top, body, and upholstery repair shops and paint shops	44.5	1.9
7312	Outdoor advertising services	(D)	(D)	7532 pt.	Top and body repair shops	43.4	2.0
7313	Radio, television, publishers' advertising representatives	—	—	7532 pt.	Paint shops	100.0	—
7319	Advertising, n.e.c.	(D)	(D)	7538	General automotive repair shops	39.2	4.2
				7538 pt.	General automotive repair shops, except diesel	53.5	5.3
732	Consumer credit reporting agencies, mercantile reporting agencies, and adjustment and collection agencies	39.0	2.9	7538 pt.	Diesel repair shops	3.8	1.6
7322	Adjustment and collection services	58.2	4.5		Other automotive repair shops	16.0	14.5
7323	Credit reporting services	2.0	—	7533, 4, 6, 7, 9	Automotive exhaust system repair shops	15.1	16.9
733	Mailing, reproduction, commercial art and photography, and stenographic services	47.2	6.6	7533	Tire retreading and repair shops	27.3	—
7331	Direct mail advertising services	(D)	(D)	7534	Automotive glass replacement shops	8.7	38.8
7334	Photocopying and duplicating services	32.3	—	7536	Automotive transmission repair shops	23.0	—
7335, 6	Commercial photography, art, and graphics	62.2	17.7	7537	Automotive repair shops, n.e.c.	11.9	—
7335	Commercial photography	100.0	—	7539	Radiator repair	6.5	—
7336	Commercial art and graphic design	58.1	19.5	7539 pt.	Brake, front end, and wheel alignment	(D)	(D)
7338	Secretarial and court reporting services	(D)	(D)	7539 pt.	Automotive electrical and fuel system services	—	—
734	Services to dwellings and other buildings	34.0	4.1	7539 pt.	Other automotive repair shops, n.e.c.	(D)	(D)
7342	Disinfecting and pest control services	(D)	(D)				
7349	Building cleaning and maintenance services, n.e.c.	(D)	(D)	754	Automotive services, except repair	24.5	6.6
				7542	Carwashes	35.1	10.1
735	Miscellaneous equipment rental and leasing	21.9	1.5	7549	Automotive services, except repair and carwashes	4.0	—
7352	Medical equipment rental and leasing	—	—				
7353	Heavy construction equipment rental and leasing ..	80.4	19.6				
7359	Equipment rental and leasing, n.e.c.	25.5	.9				

See footnotes at end of table.

Table E-1. Firms Subject to Federal Income Tax – Con.

[Includes only establishments with payroll. For meaning of abbreviations and symbols, and for more information on reliability of data, see introductory text. For explanation of terms and comparability of 1987 and 1992 censuses, see appendix A]

SIC code	Kind of business or operation	Percent of receipts –		SIC code	Kind of business or operation	Percent of receipts –	
		From administrative records ¹	Estimated ²			From administrative records ¹	Estimated ²
76	Miscellaneous repair services -----	28.6	5.1	80	Health services -----	12.5	1.7
762	Electrical repair shops -----	8.3	.3	801	Offices and clinics of doctors of medicine -----	6.1	2.1
7622	Radio and television repair shops -----	4.8	–	8011 pt.	Offices of doctors of medicine -----	6.2	2.0
7623, 9	Other electrical and electronic repair shops -----	10.3	.5	8011 pt.	General medical clinics -----	–	12.3
7623	Refrigeration and air-conditioning service and repair shops -----	–	–	802	Offices and clinics of dentists -----	45.7	1.0
7629	Electrical and electronic repair shops, n.e.c. ---	20.5	–	803	Offices and clinics of doctors of osteopathy -----	(D)	(D)
		9.8	.5	804	Offices and clinics of other health practitioners ----	37.3	.7
				8041	Offices and clinics of chiropractors -----	52.7	.5
				8042	Offices and clinics of optometrists -----	35.3	–
763	Watch, clock, and jewelry repair -----	49.8	–	8043	Offices and clinics of podiatrists -----	4.9	–
764	Reupholstery and furniture repair -----	45.9	2.8	8049	Offices and clinics of health practitioners, n.e.c. --	15.5	3.6
				805	Nursing and personal care facilities -----	–	–
769	Miscellaneous repair and related services -----	37.1	7.4	8051	Skilled nursing care facilities -----	(D)	(D)
7692	Welding repair -----	75.8	3.0	8052	Intermediate care facilities -----	(D)	(D)
7694	Armature rewinding shops -----	7.5	8.5	8059	Nursing and personal care facilities, n.e.c. -----	(D)	(D)
7699	Repair shops and related services, n.e.c. -----	29.3	8.6	806	Hospitals -----	(D)	(D)
				8062	General medical and surgical hospitals -----	(D)	(D)
				8063, 9	Specialty hospitals -----	–	–
78, 79, 84	Amusement and recreation services, including motion pictures and museums -----	13.9	5.6	807, 8, 9	Other health services -----	(D)	(D)
				807	Medical and dental laboratories -----	3.7	.8
781, 2	Motion picture production, distribution, and services -	1.2	3.5	8071	Medical laboratories -----	4.2	1.0
				8072	Dental laboratories -----	1.9	.2
				808	Home health care services -----	8.0	5.2
				809	Miscellaneous health and allied services, n.e.c. ---	(D)	(D)
783	Motion picture theaters -----	.7	1.2	8092	Kidney dialysis centers -----	–	–
7832	Motion picture theaters, except drive-in -----	(D)	(D)	8093	Specialty outpatient facilities, n.e.c. -----	7.9	.5
7833	Drive-in motion picture theaters -----	(D)	(D)	8099	Health and allied services, n.e.c. -----	(D)	(D)
				81	Legal services -----	38.6	5.5
784	Video tape rental -----	34.0	3.5	823, 4, 9	Selected educational services -----	6.5	4.9
				823	Libraries -----	(D)	(D)
792	Theatrical producers (except motion picture), bands, orchestras, and entertainers -----	22.4	–	824	Vocational schools -----	(D)	(D)
7922	Theatrical producers (except motion picture) and miscellaneous theatrical services -----	(D)	(D)	829	Schools and educational services, n.e.c. -----	(D)	(D)
7929	Bands, orchestras, actors, and other entertainers and entertainment groups -----	(D)	(D)	83	Social services -----	47.0	10.5
				835	Child day care services -----	49.2	9.5
				832, 3, 6, 9	Other social services -----	44.9	11.6
793	Bowling centers -----	30.1	1.6	87 ex. 8733	Engineering, accounting, research, management, and related services (except noncommercial research organizations) -----	15.8	9.0
79 ex. 792, 3; 84	Commercial sports and other amusement and recreation services, including museums -----	10.3	7.9	871	Engineering, architectural, and surveying services --	5.6	3.6
794	Commercial sports -----	(D)	(D)	8711	Engineering services -----	4.6	4.2
7941	Professional sports clubs, managers, promoters -----	(D)	(D)	8712	Architectural services -----	5.6	2.2
7948	Racing, including track operation -----	(D)	(D)	8713	Surveying services -----	25.2	–
79 ex. 792, 3, 4; 84	Other amusement and recreation services, including museums -----	(D)	(D)	872	Accounting, auditing, and bookkeeping services ----	29.8	17.8
791	Dance studios, schools, and halls -----	(D)	(D)	873 ex. 8733	Research, development, and testing services (except noncommercial research organizations) ---	2.9	14.3
7991	Physical fitness facilities -----	59.7	.3	8731	Commercial physical and biological research -----	(D)	(D)
7992	Public golf courses -----	–	18.2	8732	Commercial economic, sociological, and educational research -----	(D)	(D)
7993	Coin-operated amusement devices -----	29.1	1.3	8734	Testing laboratories -----	2.5	14.4
7996	Amusement parks -----	–	–	874	Management and public relations services -----	16.1	3.0
7997	Membership sports and recreation clubs -----	10.9	15.1	8741	Management services -----	19.1	2.7
7999, 84	Amusement and recreation services, including museums, n.e.c. -----	(D)	(D)	8742	Management consulting services -----	20.1	6.6
7999 pt.	Concession operators of amusement devices and rides -----	(D)	(D)	8743	Public relations services -----	(D)	(D)
7999 pt.	Carnivals, circuses, and fairs -----	–	–	8744	Facilities support management services -----	(D)	(D)
7999 pt., 84	Other recreation and amusements, including museums -----	(D)	(D)	8748	Business consulting services, n.e.c. -----	(D)	(D)
				89	Services, n.e.c. -----	9.9	3.1

¹Includes receipts information obtained from administrative records of other Federal agencies.

²Includes receipts information which was imputed based on historic company ratios or administrative records or on industry averages.

Table E-2. Firms Exempt From Federal Income Tax

[Includes only establishments with payroll. For meaning of abbreviations and symbols, and for more information on reliability of data, see introductory text. For explanation of terms and comparability of 1987 and 1992 censuses, see appendix A]

SIC code	Kind of business or operation	Percent of revenue —		SIC code	Kind of business or operation	Percent of revenue —	
		From administrative records ¹	Estimated ²			From administrative records ¹	Estimated ²
	Total	6.1	2.3	823, 4, 9	Selected educational services	15.3	1.3
7032, 704	Camps and membership lodging	9.7	2.1	83	Social services	23.6	8.4
792, 7991 pt., 7997, 7999 pt., 84	Selected amusement, recreation, and related services	14.8	8.7	835	Child day care services	12.2	14.9
8011 pt.; 8021 pt.; 805, 6, 8, 9	Selected health services4	.1	832, 3, 6, 9	Other social services	24.0	8.1
8011 pt., 8021 pt., 805	Clinics of doctors of medicine and dentists	—	24.6	832	Individual and family social services	32.9	14.1
806	Hospitals5	—	833	Job training and vocational rehabilitation services	13.9	5.3
8062	General medical and surgical hospitals	—	—	836	Residential care	20.0	2.3
8063, 9	Specialty hospitals	9.3	—	839	Social services, n.e.c.	20.1	6.3
808, 9	Other health services	—	—	861, 2, 4, 9	Selected membership organizations	35.0	14.7
8111 pt.	Legal aid societies and similar legal services	—	—	861	Business associations	47.8	4.9
				864	Civic, social, and fraternal associations	32.2	18.5
				862, 9	Other membership organizations	28.3	15.1
				873, 4 ex.	Research, testing, and consulting services, except facilities support management services	8.6	3.2
				8744			
				873	Research, development, and testing services	5.0	.8
				874 ex.	Management and public relations services, except facilities support management services	9.6	3.8
				8744			

¹Includes revenue information obtained from administrative records of other Federal agencies.

²Includes revenue information which was imputed based on historic company ratios or administrative records or on industry averages.

Appendix F. Geographic Notes

NORTH DAKOTA

There are no geographic notes for the State of North Dakota.

Appendix G.

Establishments in Business Any Time During Year and Establishments in Business at End of Year for the State: 1992 and 1987

Table G-1. Firms Subject to Federal Income Tax

[Includes only establishments with payroll. For meaning of abbreviations and symbols, see introductory text. For explanation of terms and comparability of 1987 and 1992 censuses, see appendix A]

SIC code	Kind of business or operation	Establishments in business —			
		Any time during year		At end of year	
		1992	1987	1992	1987
	Total	4 221	3 881	3 885	3 584
70 ex. 704	Hotels, rooming houses, camps, and other lodging places (except membership lodging)	245	229	224	211
	Hotels and motels	229	216	209	199
7011	Hotels	69	63	62	61
7011 pt.	Hotels, 25 guestrooms or more	50	42	47	41
7011 pt.	Hotels, less than 25 guestrooms	19	21	15	20
7011 pt.	Motels, motor hotels, and tourist courts	160	153	147	138
7011 pt.	Motels, tourist courts	136	134	125	120
7011 pt.	Motor hotels	24	19	22	18
702, 3	Other lodging places	16	13	15	12
702	Rooming and boarding houses	4	4	4	4
703	Camps and recreational vehicle parks	12	9	11	8
72	Personal services	697	709	635	652
721	Laundry, cleaning, and garment services	119	120	108	106
7211	Power laundries, family and commercial*	7	10	7	7
7213	Linen supply*	4	7	4	6
7215	Coin-operated laundries and drycleaning	26	23	23	21
7216	Drycleaning plants, except rug cleaning*	36	40	34	40
7217	Carpet and upholstery cleaning	35	29	30	24
7218	Industrial launderers*	2	1	2	1
7212, 9	Other laundry, cleaning, and garment services*	9	10	8	7
722	Photographic studios, portrait	52	45	48	43
723, 4	Beauty and barber shops	369	385	335	356
723	Beauty shops	359	366	325	340
724	Barber shops	10	19	10	16
725	Shoe repair shops and shoeshine parlors	10	11	9	9
726	Funeral service and crematories	68	69	64	69
729	Miscellaneous personal services	79	79	71	69
7291	Tax return preparation services	44	42	39	38
7299	Miscellaneous personal services, n.e.c.	35	37	32	31
73	Business services	505	401	458	374
731	Advertising	28	33	27	29
7311	Advertising agencies	22	28	21	24
7312	Outdoor advertising services	2	3	2	3
7313	Radio, television, publishers' advertising representatives	—	—	—	—
7319	Advertising, n.e.c.	4	2	4	2
732	Consumer credit reporting agencies, mercantile reporting agencies, and adjustment and collection agencies	31	29	30	28
7322	Adjustment and collection services	25	20	24	19
7323	Credit reporting services	6	9	6	9
733	Mailing, reproduction, commercial art and photography, and stenographic services	43	26	41	26
7331	Direct mail advertising services	5	6	5	6
7334	Photocopying and duplicating services	5	3	5	3
7335, 6	Commercial photography, art, and graphics	16	6	15	6
7335	Commercial photography	4	1	4	1
7336	Commercial art and graphic design	12	5	11	5
7338	Secretarial and court reporting services	17	11	16	11
734	Services to dwellings and other buildings	132	96	116	84
7342	Disinfecting and pest control services	3	2	3	2
7349	Building cleaning and maintenance services, n.e.c.	129	94	113	82
735	Miscellaneous equipment rental and leasing	54	53	54	47
7352	Medical equipment rental and leasing	9	7	9	7
7353	Heavy construction equipment rental and leasing	4	8	4	6
7359	Equipment rental and leasing, n.e.c.	41	38	41	34
736	Personnel supply services	26	20	22	20
7361	Employment agencies	10	8	6	8
7363	Help supply services	16	12	16	12

See footnotes at end of table.

Table G-1. Firms Subject to Federal Income Tax — Con.

[Includes only establishments with payroll. For meaning of abbreviations and symbols, see introductory text. For explanation of terms and comparability of 1987 and 1992 censuses, see appendix A]

SIC code	Kind of business or operation	Establishments in business —			
		Any time during year		At end of year	
		1992	1987	1992	1987
73	Business services — Con.				
737	Computer programming, data processing, and other computer related services -----	57	35	47	33
7371, 2, 3	Computer programming, prepackaged software, and integrated systems -----	32	20	29	19
7371	Computer programming services -----	20	15	18	14
7372	Prepackaged software -----	4	1	4	1
7373	Computer integrated systems -----	8	4	7	4
7374, 5, 6	Data processing services -----	11	7	9	7
7374, 5	Computer processing, information retrieval -----	11	6	9	6
7376	Computer facilities management services -----	—	1	—	1
7377, 8, 9	Computer rental and leasing, maintenance, and related services, n.e.c. -----	14	8	9	7
7377	Computer rental and leasing -----	1	2	—	2
7378	Computer maintenance and repair -----	9	3	6	2
7379	Computer related services, n.e.c. -----	4	3	3	3
738	Miscellaneous business services -----	134	109	121	107
7381, 2	Detective agencies and protective services -----	24	14	23	14
7381	Detective, guard, and armored car services -----	19	12	18	12
7382	Security systems services -----	5	2	5	2
7383	News syndicates -----	2	3	2	3
7384	Photofinishing laboratories* -----	21	24	20	24
7389	Business services, n.e.c. -----	87	68	76	66
7389 pt.	Sign painting shops -----	7	4	4	4
7389 pt.	Interior designing -----	6	5	5	5
7389 pt.	Telephone answering services -----	3	2	3	2
7389 pt.	Other business services -----	71	57	64	55
75	Automotive repair, services, and parking -----	454	421	422	390
751	Automotive rental and leasing, without drivers -----	29	22	29	21
7513	Truck rental and leasing, without drivers -----	13	8	13	8
7514, 5	Passenger car rental and leasing -----	16	12	16	11
7519	Utility trailer and recreational vehicle rental -----	—	2	—	2
752	Automobile parking -----	16	16	16	16
753	Automotive repair shops -----	360	345	332	322
7532	Top, body, and upholstery repair shops and paint shops -----	126	126	116	116
7532 pt.	Top and body repair shops -----	122	123	113	113
7532 pt.	Paint shops -----	4	3	3	3
7538	General automotive repair shops -----	161	145	146	135
7538 pt.	General automotive repair shops, except diesel -----	139	131	125	121
7538 pt.	Diesel repair shops -----	22	14	21	14
7533, 4, 6, 7, 9	Other automotive repair shops -----	73	74	70	71
7533	Automotive exhaust system repair shops -----	13	13	11	12
7534	Tire retreading and repair shops -----	3	3	3	3
7536	Automotive glass replacement shops -----	21	21	21	20
7537	Automotive transmission repair shops -----	15	13	15	12
7539	Automotive repair shops, n.e.c. -----	21	24	20	24
7539 pt.	Radiator repair -----	12	11	12	11
7539 pt.	Brake, front end, and wheel alignment -----	3	7	3	7
7539 pt.	Automotive electrical and fuel system services -----	5	4	4	4
7539 pt.	Other automotive repair shops, n.e.c. -----	1	2	1	2
754	Automotive services, except repair -----	49	38	45	31
7542	Carwashes -----	36	27	32	21
7549	Automotive services, except repair and carwashes -----	13	11	13	10
76	Miscellaneous repair services -----	227	206	208	191
762	Electrical repair shops -----	47	42	46	39
7622	Radio and television repair shops -----	19	13	18	12
7623, 9	Other electrical and electronic repair shops -----	28	29	28	27
7623	Refrigeration and air-conditioning service and repair shops -----	5	5	5	3
7629	Electrical and electronic repair shops, n.e.c. -----	23	24	23	24
763	Watch, clock, and jewelry repair -----	3	2	3	2
764	Reupholstery and furniture repair -----	18	21	15	18
769	Miscellaneous repair and related services -----	159	141	144	132
7692	Welding repair -----	32	36	28	34
7694	Armature rewinding shops -----	12	9	12	9
7699	Repair shops and related services, n.e.c. -----	115	96	104	89
78, 79, 84	Amusement and recreation services, including motion pictures and museums -----	328	302	302	264
781, 2	Motion picture production, distribution, and services -----	11	5	10	4
783	Motion picture theaters -----	36	41	34	38
7832	Motion picture theaters, except drive-in -----	35	37	33	35
7833	Drive-in motion picture theaters -----	1	4	1	3
784	Video tape rental -----	43	29	40	25
792	Theatrical producers (except motion picture), bands, orchestras, and entertainers -----	7	4	7	2
7922	Theatrical producers (except motion picture) and miscellaneous theatrical services -----	2	1	2	1
7929	Bands, orchestras, actors, and other entertainers and entertainment groups -----	5	3	5	1
793	Bowling centers -----	51	60	42	51

See footnotes at end of table.

Table G-1. Firms Subject to Federal Income Tax – Con.

[Includes only establishments with payroll. For meaning of abbreviations and symbols, see introductory text. For explanation of terms and comparability of 1987 and 1992 censuses, see appendix A]

SIC code	Kind of business or operation	Establishments in business –			
		Any time during year		At end of year	
		1992	1987	1992	1987
78, 79, 84	Amusement and recreation services, including motion pictures and museums—Con.				
79 ex. 792, 3, 84	Commercial sports and other amusement and recreation services, including museums	180	163	169	144
794	Commercial sports	3	3	3	3
7941	Professional sports clubs, managers, promoters	1	1	1	1
7948	Racing, including track operation	2	2	2	2
79 ex. 792, 3, 4, 84	Other amusement and recreation services, including museums	177	160	166	141
791	Dance studios, schools, and halls	2	3	2	3
7991	Physical fitness facilities	26	45	25	38
7992	Public golf courses	3	5	3	5
7993	Coin-operated amusement devices	13	11	13	11
7996	Amusement parks	—	—	—	—
7997	Membership sports and recreation clubs	27	32	26	30
7999, 84	Amusement and recreation services, including museums, n.e.c.	106	64	97	54
80	Health services	775	707	730	676
801	Offices and clinics of doctors of medicine	243	235	224	221
8011 pt.	Offices of doctors of medicine	238	224	220	210
8011 pt.	General medical clinics	5	11	4	11
802	Offices and clinics of dentists	250	259	243	252
803	Offices and clinics of doctors of osteopathy	2	1	2	1
804	Offices and clinics of other health practitioners	192	141	179	136
8041	Offices and clinics of chiropractors	90	62	85	60
8042	Offices and clinics of optometrists	64	60	58	59
8043	Offices and clinics of podiatrists	7	5	6	4
8049	Offices and clinics of health practitioners, n.e.c.	31	14	30	13
805	Nursing and personal care facilities	28	23	28	21
8051	Skilled nursing care facilities	9	16	9	14
8052	Intermediate care facilities	16	7	16	7
8059	Nursing and personal care facilities, n.e.c.	3	—	3	—
806	Hospitals	1	1	1	1
807, 8, 9	Other health services	59	47	53	44
807	Medical and dental laboratories	28	23	24	23
8071	Medical laboratories	16	9	13	9
8072	Dental laboratories	12	14	11	14
808	Home health care services	15	11	14	11
809	Miscellaneous health and allied services, n.e.c.	16	13	15	11
8092	Kidney dialysis centers	—	—	—	—
8093	Specialty outpatient facilities, n.e.c.	10	8	9	8
8099	Health and allied services, n.e.c.	6	5	6	3
81	Legal services	335	331	313	315
823, 4, 9	Selected educational services	13	13	11	13
823	Libraries	1	—	1	—
824	Vocational schools	5	4	5	4
829	Schools and educational services, n.e.c.	7	9	5	9
83	Social services	203	127	183	107
835	Child day care services	146	80	129	68
832, 3, 6, 9	Other social services	57	47	54	39
87 ex. 8733	Engineering, accounting, research, management, and related services (except noncommercial research organizations)	424	401	387	362
871	Engineering, architectural, and surveying services	111	110	108	103
8711	Engineering services	65	58	64	56
8712	Architectural services	34	38	32	34
8713	Surveying services	12	14	12	13
872	Accounting, auditing, and bookkeeping services	191	187	170	169
873 ex. 8733	Research, development, and testing services (except noncommercial research organizations)	30	24	28	23
8731	Commercial physical and biological research	7	4	6	4
8732	Commercial economic, sociological, and educational research	3	2	3	2
8734	Testing laboratories	20	18	19	17
874	Management and public relations services	92	80	81	67
8741	Management services	26	31	23	27
8742	Management consulting services	47	29	43	23
8743	Public relations services	5	5	5	5
8744	Facilities support management services	2	2	—	2
8748	Business consulting services, n.e.c.	12	13	10	10
89	Services, n.e.c.	15	34	12	29

Table G-2. Firms Exempt From Federal Income Tax

[Includes only establishments with payroll. For meaning of abbreviations and symbols, see introductory text. For explanation of terms and comparability of 1987 and 1992 censuses, see appendix A]

SIC code	Kind of business or operation	Establishments in business —			
		Any time during year		At end of year	
		1992	1987	1992	1987
	Total	1 110	920	1 073	888
7032, 704	Camps and membership lodging	30	39	29	36
792, 7991 pt., 7997, 7999 pt., 84	Selected amusement, recreation, and related services	91	63	87	62
792	Theatrical producers (except motion picture), bands, orchestras, and entertainers	10	7	10	7
7991 pt., 7997	Gymnasiums, athletic clubs, and membership sports and recreation clubs	51	38	48	37
7999 pt. 84	Fairs	8	4	7	4
	Museums, art galleries, and botanical and zoological gardens	22	14	22	14
8011 pt.; 8021 pt.; 805, 6, 8, 9	Selected health services	176	138	172	136
8011 pt., 8021 pt.	Clinics of doctors of medicine and dentists	9	4	8	3
805	Nursing and personal care facilities	99	60	98	60
806	Hospitals	56	60	55	59
808, 9	Other health services	12	14	11	14
808	Home health care services	8	7	8	7
809	Miscellaneous health and allied services, n.e.c.	4	7	3	7
8111 pt.	Legal aid societies and similar legal services	7	6	7	6
823, 4, 9	Selected educational services	14	5	14	5
83	Social services	335	257	327	251
835	Child day care services	36	32	36	31
832, 3, 6, 9	Other social services	299	225	291	220
861, 2, 4, 9	Selected membership organizations	440	403	420	383
861	Business associations	83	77	82	77
864	Civic, social, and fraternal associations	257	235	242	217
862, 9	Other membership organizations	100	91	96	89
873, 4 ex. 8744	Research, testing, and consulting services, except facilities support management services	17	9	17	9
873	Research, development, and testing services	6	5	6	5
8731	Commercial physical and biological research	—	1	—	1
8732	Commercial economic, sociological, and educational research	1	—	1	—
8733	Noncommercial research organizations	5	4	5	4
8734	Testing laboratories	—	—	—	—
874 ex. 8744	Management and public relations services, except facilities support management services	11	4	11	4

Publication Program

1992 CENSUS OF SERVICE INDUSTRIES

Publications of the 1992 Census of Service Industries containing data on service industries establishments in the United States are described below. Publication order forms for specific reports may be obtained from any Department of Commerce district office or from Data User Services Division, Customer Services, Bureau of the Census, Washington, DC 20233-8300. The first results were issued in press releases. Final detailed statistics are issued in separate paperbound reports and compact disc-read only memory (CD-ROM).

Final Reports

Geographic area series—52 reports (SC92-A-1 to -52)

A separate paperbound report containing data for establishments with payroll is published for each State, the District of Columbia, and the United States. For establishments of firms subject to Federal income tax, each State report presents general statistics on number of establishments, receipts, payroll, and employment, by varied service classifications, for the State, metropolitan areas (MA's), counties, and places with 350 service establishments or more, by kind of business. Greater kind-of-business detail is shown for larger areas. In addition, for places with 2,500 inhabitants or more and for all counties, statistics are provided on number of establishments and receipts for 10 major kind-of-business groups. For establishments of firms exempt from Federal income tax, each State report presents statistics on number of establishments, revenue, payroll, and employment by varied service classifications, for the State and MA's. Greater kind-of-business detail is shown for larger areas.

The United States Summary report presents data for the United States as a whole for establishments with payroll of firms subject to Federal income tax, as well as those exempt from Federal income tax, for detailed kind-of-business classifications. Statistics on number of establishments and receipts/revenue are also shown for States and MA's by kind of business.

For each State, the District of Columbia, and the United States, 1992 data are provided on receipts/revenue and employees per establishment and on receipts/revenue and payroll per employee. Comparative statistics showing percent changes in receipts/expenses and payroll between 1987 and 1992 also are shown.

Nonemployer statistics series—1 report (SC92-N-1)

This report includes data by kind of business for all establishments, establishments with payroll, and establishments without payroll for the United States and States. Also presented are statistics for establishments without payroll including number of establishments and receipts/revenue by varied service classifications for MA's.

Similar data for counties and places with 2,500 inhabitants or more are available on electronic media only.

Subject series—5 reports (SC92-S-1 to -5)

The *Establishment and Firm Size* report (SC92-S-1) presents data for establishments with payroll, based on size of establishment, size of company or firm, and legal form of organization. Establishment statistics are presented by receipts/revenue size and by employment size; statistics for firms, by receipts/revenue size (including concentration by largest firms), by employment size, and by number of establishments operated (single units and multiunits). Statistics are presented by kind of business on the number of establishments, receipts/revenue, payroll, and employment for the United States.

The *Capital Expenditures, Depreciable Assets, and Operating Expenses* report (SC92-S-2) presents data for firms with payroll for the United States by major kind of business. Operating expenses include annual payroll, supplemental labor costs, purchased services, etc. Receipts data also are provided.

Three other reports (*Hotels, Motels, and Other Lodging Places* (SC92-S-3), *Sources of Receipts or Revenue* (SC92-S-4), and *Miscellaneous Subjects* (SC92-S-5)) present data for the United States as a whole and, where feasible, for States and MA's.

Electronic Media

All data included in the printed reports are available on CD-ROM. The CD-ROM's provide the same information found in the final reports as well as additional information not published in the final reports, such as ZIP Code statistics available from series SC92-Z, and nonemployer data for counties and places from series SC92-N. Electronic media products are available for users who wish to summarize, rearrange, or process large amounts of data. These products, with corresponding technical documentation, are sold by Data User Services Division, Customer Services, Bureau of the Census, Washington, DC 20233-8300.

OTHER ECONOMIC CENSUS REPORTS

Data on retail trade, wholesale trade, financial, insurance, real estate, construction industries, manufactures, mineral industries, transportation, communications, utilities, enterprise statistics, minority-owned business enterprises, and women-owned businesses also are available from the 1992 Economic Census. A separate series of reports covers the census of outlying areas—Puerto Rico, Virgin Islands of the United States, Guam, and the Northern Marianas. Separate announcements describing these reports are available free of charge from Data User Services Division, Customer Services, Bureau of the Census, Washington, DC 20233-8300.