


1992

Census of Service Industries

SC92-A-34

GEOGRAPHIC AREA SERIES

North Carolina



1992 Census of Service Industries

SC92-A-34

GEOGRAPHIC AREA SERIES

North Carolina

Issued December 1994



U.S. Department of Commerce
Ronald H. Brown, Secretary
David J. Barram, Deputy Secretary

Economics and Statistics Administration
Everett M. Ehrlich, Under Secretary
for Economic Affairs

BUREAU OF THE CENSUS
Martha Farnsworth Riche, Director

Acknowledgments

Many persons participated in the various activities of the 1992 Census of Service Industries. The overall planning and review of the census operations were performed by the Economic Census Staff of the Economic Planning and Coordination Division.

This report was prepared in the Services Division. **Bobby E. Russell**, Assistant Chief for Census Programs, was responsible for the overall planning, management, and coordination of the census of service industries. Planning and implementation were under the direction of **Jack B. Moody**, Chief, Service Census Branch, with primary staff assistance by **Jack R. Drago**, **Barbara S. Tinari**, **Kirk K. Degler**, **Joseph R. Fuller**, **Susan G. Baker**, **Deborah M. Stempowski**, **Brian D. Gregory**, **Theresa L. Steele**, **Chris E. Blackburn**, **Gary R. Rice**, **M. Craig Schadt**, **Arthur B. Stewart**, **Sandra K. Byrd**, and **Evelyn D. Butler**.

Systems and procedures for mailout, receipt, correspondence, data input, industry classification, other clerical processing, administrative record processing, quality control, and the associated electronic computer programs, were developed in the Economic Planning and Coordination Division.

Mailout preparation and receipt operations, clerical and analytical review activities, data keying, and geocoding review were performed by the staff of the Data Preparation Division, **Judith N. Petty**, Acting Chief.

Geographic coding procedures and associated computer programs were developed by the staff of the Geography Division.

The computer processing systems were developed and coordinated in the Economic Statistical Methods and Programming Division, **Charles P. Pautler, Jr.**, Chief. **H. Ray Dennis**, Assistant Chief for Business Programs, was responsible for design and implementation of the computer systems. The computer programs were prepared under the supervision of **William C. Wester**, Chief, Business Census Branch, and **Steven G. McCraith**, Chief, Utilities and Financial Census Branch, assisted by **Jeffrey S. Rosen**, **Barbara L. Lambert**, **Jacqueline R. Sellers**, and **Tsung C. Chu**. Additional programming assistance was provided by **Robert S. Jewett**.

Computer processing was performed in the Computer Services Division, **Marvin D. Raines**, Chief.

The staff of the Administrative and Publications Services Division, **Walter C. Odom**, Chief, performed planning, design, composition, editorial review, and printing planning and procurement for publications and report forms. **Margaret A. Smith** provided publication coordination and editing.

Special acknowledgment is also due the many businesses whose cooperation has contributed to the publication of these data.

If you have any questions concerning the statistics in this report, call 301-457-2689.



**Economics and Statistics
Administration**

Everett M. Ehrlich, Under Secretary
for Economic Affairs



BUREAU OF THE CENSUS

Martha Farnsworth Riche, Director
Harry A. Scarr, Deputy Director

Paula J. Schneider, Principal Associate
Director for Programs

Thomas L. Mesenbourg, Acting Associate
Director for Economic Programs

Thomas L. Mesenbourg, Assistant Director
for Economic Programs

**ECONOMIC PLANNING AND COORDINATION
DIVISION**

John P. Govoni, Chief

SERVICES DIVISION

Carole A. Ambler, Chief

Introduction to the Economic Census

PURPOSES AND USES OF THE ECONOMIC CENSUS

The economic census is the major source of facts about the structure and functioning of the Nation's economy. It provides essential information for government, business, industry, and the general public.

The economic census furnishes an important part of the framework for such composite measures as the gross domestic product, input/output measures, production and price indexes, and other statistical series that measure short-term changes in economic conditions.

Policymaking agencies of the Federal Government use the data, especially in monitoring economic activity and providing assistance to business.

State and local governments use the data to assess business activities and tax bases within their jurisdictions and to develop programs to attract business.

Trade associations study trends in their own and competing industries and keep their members informed of market changes.

Individual businesses use the data to locate potential markets and to analyze their own production and sales performance relative to industry or area averages.

AUTHORITY AND SCOPE

Title 13 of the United States Code (sections 131, 191, and 224) directs the Census Bureau to take the economic census every 5 years, covering years ending in 2 and 7. The 1992 Economic Census consists of the following eight censuses:

- Census of Retail Trade
- Census of Wholesale Trade
- Census of Service Industries
- Census of Financial, Insurance, and Real Estate Industries
- Census of Transportation, Communications, and Utilities
- Census of Manufactures
- Census of Mineral Industries
- Census of Construction Industries

Special programs also cover enterprise statistics and minority-owned and women-owned businesses. (The 1992 Census of Agriculture and 1992 Census of Governments are conducted separately.) The next economic census is scheduled to be taken in 1998 covering the year 1997.

AVAILABILITY OF THE DATA

The results of the economic census are available in printed reports for sale by the U.S. Government Printing Office and on compact discs for sale by the Census Bureau. Order forms for all types of products are available on request from Customer Services, Bureau of the Census, Washington, DC 20233-8300. A more complete description of publications being issued from this census is on the inside back cover of this document.

Census facts are also widely disseminated by trade associations, business journals, and newspapers. Volumes containing census statistics are available in most major public and college libraries. Finally, State data centers in every State as well as business and industry data centers in many States also supply economic census statistics.

WHAT'S NEW IN 1992

The 1992 Economic Census covers more of the economy than any previous census. New for 1992 are data on communications, utilities, financial, insurance, and real estate, as well as coverage of more transportation industries. The economic, agriculture, and governments censuses now collectively cover nearly 98 percent of all economic activity.

Among other changes, new 1992 definitions affect the boundaries of about a third of all metropolitan areas. Also, the Survey of Women-Owned Businesses has now been expanded to include all corporations.

HISTORICAL INFORMATION

The economic census has been taken as an integrated program at 5-year intervals since 1967 and before that for 1963, 1958, and 1954. Prior to that time, the individual subcomponents of the economic census were taken separately at varying intervals.

The economic census traces its beginnings to the 1810 Decennial Census, when questions on manufacturing were included with those for population. Coverage of economic activities was expanded for 1840 and subsequent censuses to include mining and some commercial activities. In 1902, Congress established a permanent Census Bureau and directed that a census of manufactures be taken every 5 years. The 1905 Manufactures Census was the first time a census was taken apart from the regular every-10-year population census.

The first census of business was taken in 1930, covering 1929. Initially it covered retail and wholesale trade and construction industries, but it was broadened in 1933 to include some of the service trades.

The 1954 Economic Census was the first census to be fully integrated—providing comparable census data across economic sectors, using consistent time periods, concepts, definitions, classifications, and reporting units. It was the first census to be taken by mail, using lists of firms provided by the administrative records of other Federal agencies. Since 1963, administrative records also have been used to provide basic statistics for very small firms, reducing or eliminating the need to send them census questionnaires. The Enterprise Statistics Program, which publishes combined data from the economic census, was made possible with the implementation of the integrated census program in 1954.

The range of industries covered in the economic censuses has continued to expand. The census of construction industries began on a regular basis in 1967, and the scope of service industries was broadened in 1967, 1977, and 1987. The census of transportation began in 1963 as a set of surveys covering travel, transportation of commodities, and trucks, but expanded in 1987 to cover business establishments in several transportation industries. For 1992, these statistics are incorporated into a broadened census of transportation, communications, and utilities. Also new for 1992 is the census of financial, insurance, and real estate industries. This is part of a gradual expansion in coverage of industries previously subjected to government regulation.

The Survey of Minority-Owned Business Enterprises was first conducted as a special project in 1969 and was incorporated into the economic census in 1972 along with the Survey of Women-Owned Businesses.

An economic census has also been taken in Puerto Rico since 1909, in the Virgin Islands of the United States and Guam since 1958, and in the Commonwealth of the Northern Mariana Islands since 1982.

Statistical reports from the 1987 and earlier censuses provide historical figures for the study of long-term time series and are available in some large libraries. All of the census data published since 1967 are still available for sale on microfiche from the Census Bureau.

AVAILABILITY OF MORE FREQUENT ECONOMIC DATA

While the census provides complete enumerations every 5 years, there are many needs for more frequent data as well. The Census Bureau conducts a number of monthly, quarterly, and annual surveys, with the results appearing in publication series such as Current Business Reports (retail and wholesale trade and service industries), the Annual Survey of Manufactures, Current Industrial Reports, and the Quarterly Financial Report. Most of these surveys, while providing more frequent observations, yield less kind-of-business and geographic detail than the census. The County Business Patterns program offers annual statistics on the number of establishments, employment, and payroll classified by industry within each county.

SOURCES FOR MORE INFORMATION

More information about the scope, coverage, classification system, data items, and publications for each of the economic censuses and related surveys is published in the *Guide to the 1992 Economic Census and Related Statistics*. More information on the methodology, procedures, and history of the census will be published in the *History of the 1992 Economic Census*. Contact Customer Services for information on availability.

Census of Service Industries

GENERAL

The 1992 Census of Service Industries, part of the 1992 Economic Census, covered service industries as defined in Division I of the *Standard Industrial Classification Manual: 1987*¹ (SIC), except Elementary and Secondary Schools (SIC 821), Colleges, Universities, Professional Schools, and Junior Colleges (SIC 822), Labor Unions and Similar Labor Organizations (SIC 863), Political Organizations (SIC 865), Religious Organizations (SIC 866), and Private Households (SIC 881). The census also excluded governmental establishments classified in the covered industries, except for government-operated hospitals which were included.

Data are presented for establishments in the following classifications:

SIC code	Title
70	Hotels, rooming houses, camps, and other lodging places
72	Personal services
73	Business services
75	Automotive repair, services, and parking
76	Miscellaneous repair services
78	Motion pictures
79	Amusement and recreation services
80	Health services
81	Legal services
823, 4, 9	Selected educational services
83	Social services
84	Museums, art galleries, and botanical and zoological gardens
861, 2, 4, 9	Selected membership organizations
87	Engineering, accounting, research, management, and related services
89	Services, not elsewhere classified

This series of reports presents data for service establishments of firms subject to Federal income tax and (in separate tables) of firms which are exempt from Federal income tax under provisions of the Internal Revenue Code. Only establishments with some payroll during the year are included. For a more detailed explanation, see appendix A.

¹*Standard Industrial Classification Manual: 1987*. For sale by Superintendent of Documents, U.S. Government Printing Office, Washington, DC 20402. Stock No. 041-001-00314-2.

Many of the "kinds of business or operation" included in this report are not thought of as commercial businesses, and the terms (such as "business," "establishment," and "firm") used to describe them may not be descriptive of such services, particularly for not-for-profit and professional services. However, these terms are applied to all "kinds of business or operation" in order to maintain conformity in the measures of the production and delivery of goods and services and in the presentation of data.

The basic tabulations in this report do not include data for establishments which are auxiliary (primary function is providing a service, such as warehousing or bookkeeping) to service establishments within the same organization. Data for auxiliaries are presented in a subsequent report issued as part of the 1992 Enterprise Statistics reports.

For the 1992 Census of Service Industries, large- and medium-size firms, plus all firms known to operate more than one establishment, were sent questionnaires to be completed and returned to the Census Bureau by mail. For most very small firms, including those with no paid employees, data from existing administrative records of other Federal agencies were used instead. These records provided basic information on location, kind of business, receipts, payroll, number of employees, and legal form of organization. In addition, more detailed information for selected kinds of business was obtained on the various questionnaires.

Appendix A gives a more detailed explanation of census coverage and methodology.

CENSUS DISCLOSURE RULES

In accordance with Federal law governing census reports, no data are published that would disclose the operations of an individual establishment or business. However, the number of establishments in a kind-of-business classification is not considered a disclosure, so this information may be released even though other information is withheld.

GEOGRAPHIC AREAS COVERED

This report series presents data for the following areas:

1. The United States as a whole.
2. Each State and the District of Columbia.

3. Each consolidated metropolitan statistical area (CMSA) and primary metropolitan statistical area (PMSA) defined by the Office of Management and Budget (OMB) as of June 30, 1993. A CMSA is an area used to facilitate the presentation and analysis of data for large concentrations of metropolitan populations. It includes two or more contiguous PMSA's which have a population of at least 1,000,000² and which meet specific criteria of urban character and of social and economic integration.
4. Each metropolitan statistical area (MSA) defined by the OMB as of June 30, 1993. An MSA is an integrated economic and social unit with a population nucleus of at least 50,000 inhabitants.² Each MSA consists of one or more counties meeting standards of metropolitan character; in New England, cities and towns rather than counties are the component geographic units.
5. The area within the State outside metropolitan areas (MA's).
6. Each county or county equivalent.³ Counties are the primary divisions of States, except in Louisiana where they are called parishes and in Alaska where they are called boroughs and census areas. Maryland, Missouri, Nevada, and Virginia have one place or more that is independent of any county organization and constitutes primary divisions of their States. These places are treated as counties and as places.
7. Each consolidated city.³ Consolidated cities are consolidated governments which consist of separately incorporated municipalities.
8. Each municipality of 2,500 inhabitants or more incorporated as a city, borough, village, or town.^{2 3}

For the economic census, boroughs and census areas in Alaska and boroughs in New York are not included in this category.
9. Special economic urban areas (SEUA's), which include townships in Michigan, New Jersey, and Pennsylvania, and towns in New York, Wisconsin, and the six New England States with 10,000 inhabitants or more.²

DOLLAR VALUES

All dollar values presented in this report are expressed in current dollars, i.e., 1992 data are expressed in 1992 dollars and 1987 data in 1987 dollars. Consequently, when making comparisons to prior years, users of the data should consider the inflation that has occurred.

RELIABILITY OF DATA

All data compiled in this report originated from either census questionnaires or administrative records of other Federal agencies and, therefore, are not subject to sampling errors. However, the data are subject to nonsampling

²According to the 1990 Census of Population or subsequent special census.

³Those defined as of January 1, 1992.

errors. Nonsampling errors can be attributed to many sources: inability to identify all cases in the actual universe; definition and classification difficulties; differences in the interpretation of questions; errors in recording or coding the data obtained; and other errors of collection, response, coverage, processing, and estimation for missing or misreported data.

The accuracy of these tabulated data is determined by the joint effects of the various nonsampling errors. No direct measurement of these effects has been obtained except for estimation for missing or misreported data; however, precautionary steps were taken in all phases of the collection, processing, and tabulation of the data in an effort to minimize the effects of nonsampling errors.

The Bureau of the Census obtains on computer tape limited information extracted from administrative records of other Federal agencies. This information is used in conjunction with other information available to the Census Bureau to develop estimates for nonemployers, small employers, and other establishments for which responses were not received in time for publication. For an indication of the extent that data included in these reports were obtained from the administrative records of other Federal agencies and from estimation, rather than reports directly from respondents, see appendix E. Also, see appendix A for a more detailed explanation of census coverage and methodology.

SPECIAL TABULATIONS

Special tabulations of data collected in the 1992 Census of Service Industries may be obtained, depending on availability of time and personnel, on diskette, computer tape, or in tabular form. The data will be in summary form and subject to the same rules prohibiting disclosure of confidential information (including name, address, kind of business, or other data for individual business establishments or companies) as are the regular publications.

Special tabulations are prepared on a cost basis. A request for a cost estimate, as well as exact specifications on the type and format of the data to be provided, should be directed to the Chief, Services Division, Bureau of the Census, Washington, DC 20233.

To discuss a special tabulation before submitting specifications, call 1-800-541-8345.

ABBREVIATIONS AND SYMBOLS

The following abbreviations and symbols are used in this publication:

- * See kind-of-business descriptions for SIC 72 and SIC 7384 in appendix A for treatment of plant outlets.
- Represents zero.
- (D) Withheld to avoid disclosing data for individual companies; data are included in broader kind-of-business totals.

(IC)	Independent city.	Symbol	Employment Size
(NA)	Not available.		
(X)	Not applicable.	AA	0–19
CMSA	Consolidated metropolitan statistical area.	BB	20–99
MA	Metropolitan area.	CC	100–249
MSA	Metropolitan statistical area.	EE	250–499
n.e.c.	Not elsewhere classified.	FF	500–999
PMSA	Primary metropolitan statistical area.	GG	1,000–2,499
pt.	Part.	HH	2,500–4,999
r	Revised.	II	5,000–9,999
SIC	Standard Industrial Classification.	JJ	10,000–24,999

The following symbols are used in this publication to show employment size ranges for employment data that have been withheld to avoid disclosing data for individual companies (employment size range codes are provided for the first time in the 1992 Economic Census):

KK	25,000–49,999
LL	50,000–99,999
MM	100,000 or more

Users' Guide for Locating Statistics in This Report by Table Number

Information shown in tables	Table															
	1a	1b	2a	2b	3a	3b	4	5	6	7a	7b	8a	8b	9	10	
GEOGRAPHIC AREAS																
The State	X	X	X	X	X	X	X								X	X
CMSA's and MSA's in the State										X	X					
PMSA's in the State										X	X					
Area of the State not in any CMSA, PMSA, or MSA												X	X			
Counties in the State							X		X							X
Places in the State							X	X						X		
DATA ITEMS																
Establishments	X	X			X	X	X	X	X	X	X	X	X	X		
Receipts	X				X	X	X	X	X	X	X	X	X	X	X	X
Revenue		X									X		X			
Expenses						X							X			
Annual payroll	X	X			X	X	X	X	X	X	X	X	X	X	X	X
First-quarter payroll	X	X					X	X	X	X	X	X	X	X	X	X
Paid employees for pay period including March 12, 1992	X	X			X	X	X	X	X	X	X	X	X	X	X	X
1987 to 1992 comparative statistics					X	X										
Receipts per establishment			X													
Revenue per establishment				X												
Expenses per establishment				X												
Receipts per employee			X													
Revenue per employee				X												
Expenses per employee				X												
Annual payroll per employee			X	X												
Employees per establishment			X	X												
Counties ranked by volume of receipts																X
Places ranked by volume of receipts														X		

Users' Guide for Locating Statistics in the 1992 Census of Service Industries Reports

Report and geographic area	Information shown in reports by kind of business or industry category										
	Number of establishments	Receipts/Revenue (\$1,000)	Payroll (\$1,000)	Number of employees	Selected ratios	Receipts/revenue lines	Receipts size and employment size of establishments and firms	Concentration ratios of largest firms	Single units and multi-units	Legal form of organization	Selected topics
GEOGRAPHIC AREA SERIES											
United States	X	X	X	X	X						
State	X	X	X	X	X						
CMSA, PMSA, MSA	X	X	X	X							
County	X	X	X	X							
Place	X	X	X	X							
NONEMPLOYER STATISTICS SERIES											
United States	X	X									
State	X	X									
CMSA, PMSA, MSA	X	X									
County	X	X									
Place	X	X									
ESTABLISHMENT AND FIRM SIZE (INCLUDING LEGAL FORM OF ORGANIZATION)											
United States	X	X	X	X			X	X	X	X	
CAPITAL EXPENDITURES, DEPRECIABLE ASSETS, AND OPERATING EXPENSES											
United States		X	X								X
RECEIPTS/REVENUE LINES											
United States	X	X				X					
State	X	X				X					
CMSA, PMSA, MSA	X	X				X					
HOTELS, MOTELS, AND OTHER LODGING PLACES											
United States	X	X	X	X		X					X
State	X	X	X	X		X					X
CMSA, PMSA, MSA	X	X				X					X

Report and geographic area	Information shown in reports by kind of business or industry category										
	Number of establishments	Receipts/Revenue (\$1,000)	Payroll (\$1,000)	Number of employees	Selected ratios	Receipts/revenue lines	Receipts size and employment size of establishments and firms	Concentration ratios of largest firms	Single units and multi-units	Legal form of organization	Selected topics
ZIP CODES											
United States	X	X	X	X							
State	X	X	X	X							
MISCELLANEOUS SUBJECTS											
United States	X	X	X	X							X
State	X	X									X
CMSA, PMSA, MSA	X	X									X

Contents

North Carolina

[Page numbers listed here omit the prefix that appears as part of the number of each page]

	Page
Introduction to the Economic Census	III
Census of Service Industries	V
Users' Guide for Locating Statistics in This Report by Table Number	VIII
Users' Guide for Locating Statistics in the 1992 Census of Service Industries Reports ...	IX
Summary of Findings	2

FIGURES

1. Percent Change in Receipts and Annual Payroll for Establishments of Firms Subject to Federal Income Tax: 1987 to 1992	3
2. Annual Payroll per Employee for Establishments of Firms Subject to Federal Income Tax: 1992 and 1987	4
Maps	5

TABLES

1a. Summary Statistics for Firms Subject to Federal Income Tax for the State: 1992 ..	7
1b. Summary Statistics for Firms Exempt From Federal Income Tax for the State: 1992	11
2a. Selected Ratios for Firms Subject to Federal Income Tax for the State: 1992	12
2b. Selected Ratios for Firms Exempt From Federal Income Tax for the State: 1992 ..	15
3a. Comparative Statistics for Firms Subject to Federal Income Tax for the State: 1992 and 1987	15
3b. Comparative Statistics for Firms Exempt From Federal Income Tax for the State: 1992 and 1987	19
4. Summary Statistics for Firms Subject to Federal Income Tax for Counties and for Places With 2,500 Inhabitants or More: 1992	20
5. Summary Statistics for Firms Subject to Federal Income Tax for Places With 350 Establishments or More: 1992	30
6. Summary Statistics for Firms Subject to Federal Income Tax for Counties With 350 Establishments or More: 1992	57
7a. Summary Statistics for Firms Subject to Federal Income Tax for Metropolitan Areas: 1992	101
7b. Summary Statistics for Firms Exempt From Federal Income Tax for Metropolitan Areas: 1992	122
8a. Summary Statistics for Firms Subject to Federal Income Tax for the Area Outside Metropolitan Areas: 1992	128
8b. Summary Statistics for Firms Exempt From Federal Income Tax for the Area Outside Metropolitan Areas: 1992	132
9. Places With 2,500 Inhabitants or More Ranked by Volume of Receipts of Firms Subject to Federal Income Tax: 1992	133
10. Counties Ranked by Volume of Receipts of Firms Subject to Federal Income Tax: 1992	134

APPENDIXES

A. General Explanation	A-1
B. Sample Report Form and Instructions	B-1
C. Kind-of-Business Titles and Reporting-Form Numbers	C-1
D. Metropolitan Areas	D-1
E. Percent of Receipts/Revenue Based on Administrative Records and Estimation for the State: 1992	E-1
F. Geographic Notes	F-1
G. Establishments in Business Any Time During Year and Establishments in Business at End of Year for the State: 1992 and 1987	G-1

Publication Program

Inside back cover

Summary of Findings

FIRMS SUBJECT TO FEDERAL INCOME TAX

Data from the 1992 Census of Service Industries show that North Carolina's 42,243 service industries establishments of firms with payroll that were subject to Federal income tax had receipts totaling \$22.2 billion. The 1992 data represent an increase of 72.7 percent in receipts for the State since 1987.

For establishments with payroll in 1992, receipts of offices and clinics of medical doctors totaled \$3.2 billion, compared with \$1.9 billion in 1987. Other leading service kinds of business in 1992 were computer programming, data processing, and other computer related services with \$1.7 billion in receipts, legal services with \$1.3 billion, and hotels and motels with \$1.1 billion.

There were 425,019 paid employees (full- and part-time) working in service industries in the State as of mid-March 1992, compared with 331,402 employees in 1987. Large employers included help supply services with 48,110 employees, offices and clinics of doctors of medicine with 32,593 employees, and nursing and personal care facilities with 32,317 employees.

ORGANIZATIONS EXEMPT FROM FEDERAL INCOME TAX

Data for the census show that North Carolina's 4,784 service industries establishments of firms and other organizations with payroll that were exempt from Federal income tax had revenue totaling \$9.8 billion and expenses of \$9.1 billion in 1992. The 1992 data represent an increase of 91.5 percent in expenses since 1987.

For establishments with payroll in 1992, revenue of hospitals totaled \$6.9 billion, compared with \$3.6 billion in 1987. Other leading classifications in 1992 were individual and family social services with revenue of \$256.8 million, and civic, social, and fraternal associations with \$246.5 million.

There were 185,201 paid employees (full- and part-time) as of mid-March 1992, compared with 139,526 employees in 1987. Hospitals had 115,902 employees; nursing and personal care facilities, 8,840 employees; and civic, social, and fraternal associations, 7,200 employees.

Figure 1. **Percent Change in Receipts and Annual Payroll for Establishments of Firms Subject to Federal Income Tax: 1987 to 1992**

(Includes only establishments with payroll. For meaning of abbreviations and symbols, see introductory text)

Receipts 
Payroll 

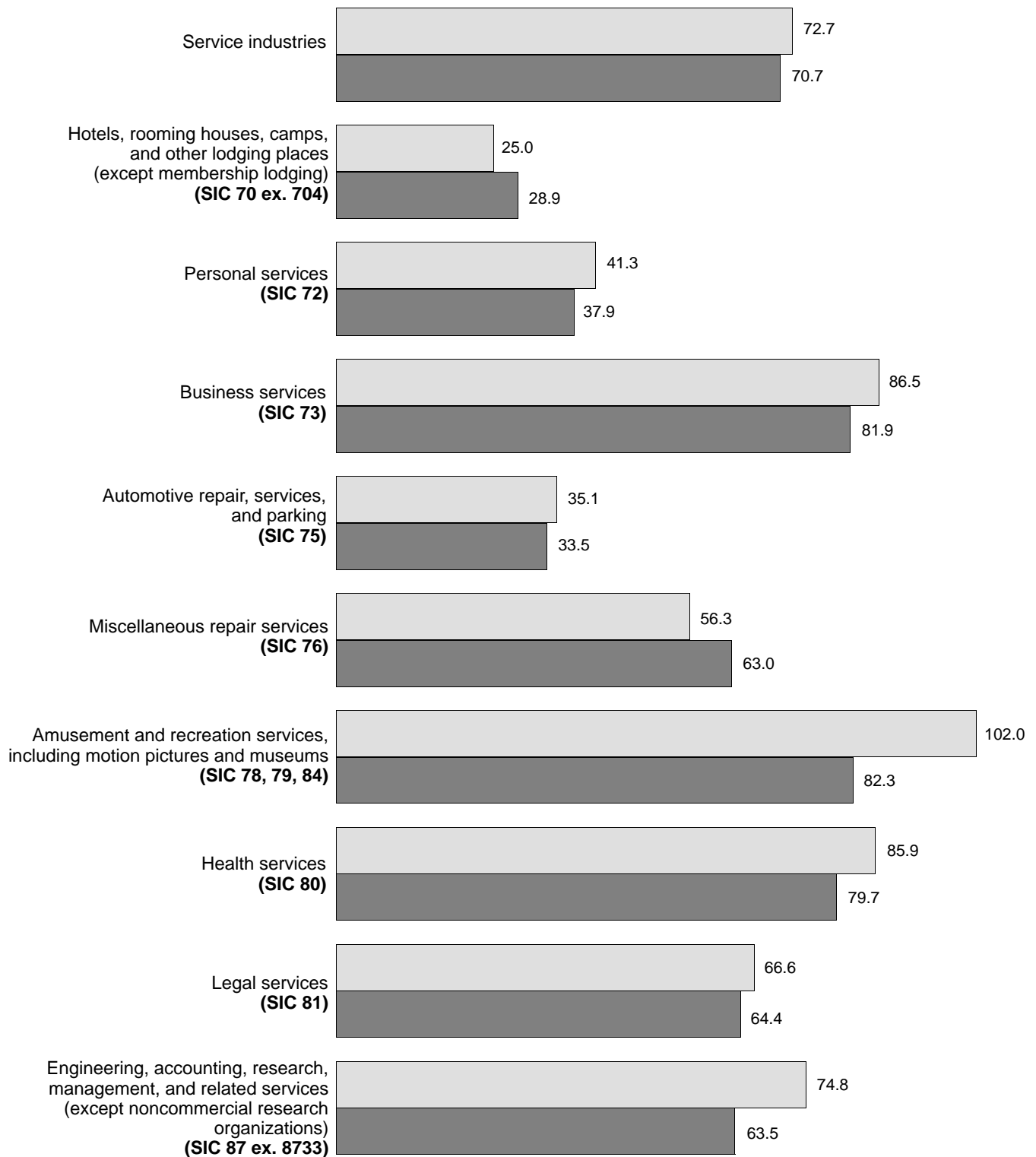




Figure 2. **Annual Payroll per Employee for Establishments of Firms Subject to Federal Income Tax: 1992 and 1987**

(In dollars. For meaning of abbreviations and symbols, see introductory text)

1992 
1987 

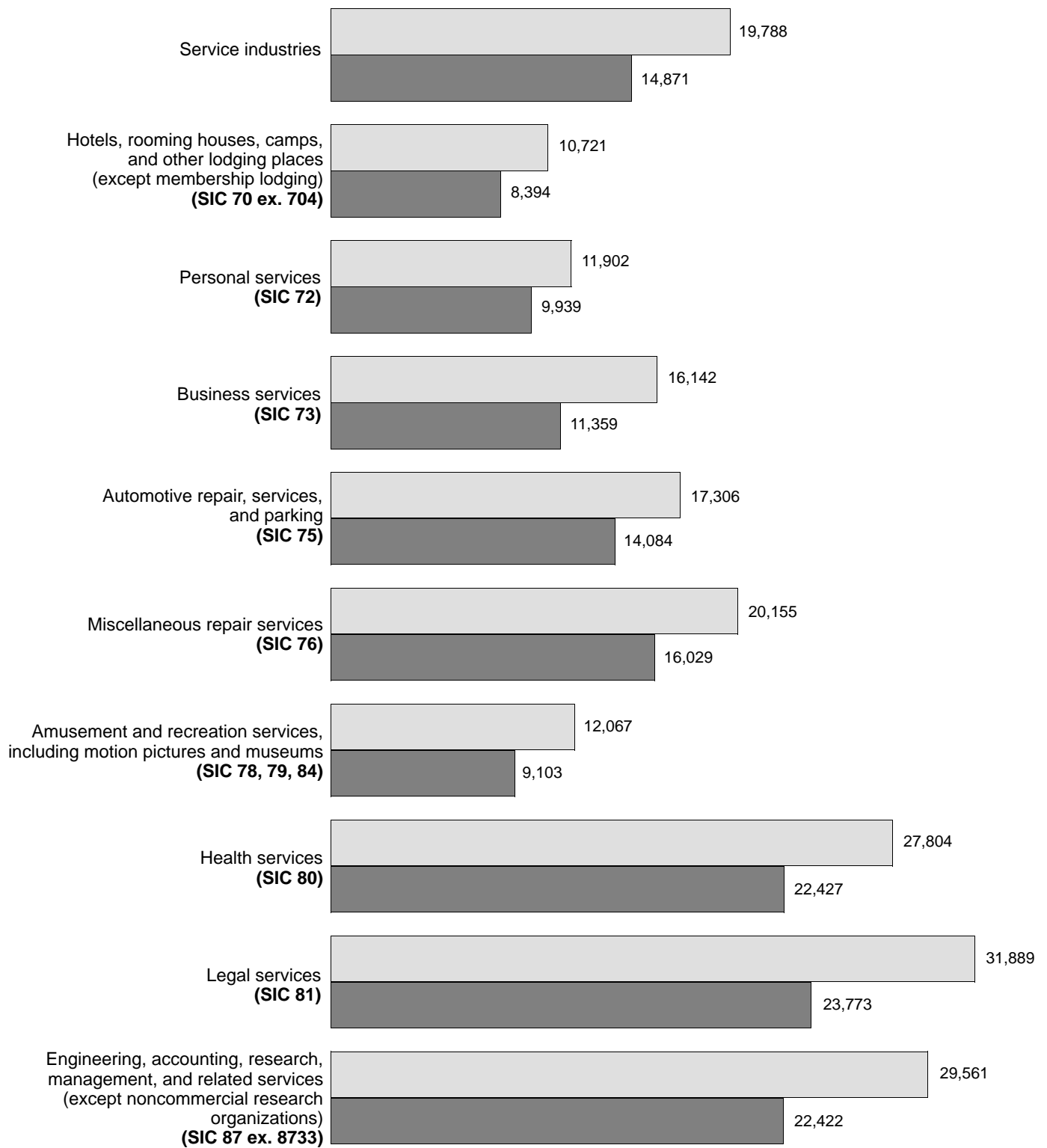




Table 1a. Summary Statistics for Firms Subject to Federal Income Tax for the State: 1992

[Includes only establishments with payroll. For meaning of abbreviations and symbols, see introductory text. For explanation of terms and comparability of 1987 and 1992 censuses, see appendix A]

SIC code	Kind of business or operation	Establishments (number)	Receipts (\$1,000)	Annual payroll (\$1,000)	First-quarter payroll (\$1,000)	Paid employees for pay period including March 12 (number)
	Total	42 243	22 154 533	8 410 349	1 877 858	425 019
70 ex. 704	Hotels, rooming houses, camps, and other lodging places (except membership lodging)	1 438	1 161 892	314 936	71 290	29 376
	Hotels and motels	1 262	1 111 140	302 920	69 532	28 543
7011	Hotels	598	831 026	233 294	54 307	21 193
7011 pt.	Hotels, 25 guestrooms or more	482	814 487	229 682	53 672	20 713
7011 pt.	Hotels, less than 25 guestrooms	116	16 539	3 612	635	480
7011 pt.	Motels, motor hotels, and tourist courts	664	280 114	69 626	15 225	7 350
7011 pt.	Motels, tourist courts	595	218 672	51 959	11 247	5 495
7011 pt.	Motor hotels	69	61 442	17 667	3 978	1 855
702, 3	Other lodging places	176	50 752	12 016	1 758	833
702	Rooming and boarding houses	29	4 707	923	161	95
703	Camps and recreational vehicle parks	147	46 045	11 093	1 597	738
7032	Sporting and recreational camps	56	6 215	6 351	762	437
7033	Recreational vehicle parks and campsites	91	24 370	4 742	835	301
72	Personal services	4 897	1 145 399	385 504	93 355	32 389
721	Laundry, cleaning, and garment services	1 560	485 326	169 141	40 731	13 687
7211	Power laundries, family and commercial*	50	15 496	6 199	1 399	630
7213	Linen supply*	26	73 773	26 596	6 502	1 458
7215	Coin-operated laundries and drycleaning	387	56 721	11 381	2 689	1 257
7215 pt.	Coin-operated laundries and drycleaning stores	374	35 773	8 658	2 091	1 123
7215 pt.	Coin-operated laundry routes	13	20 948	2 723	598	134
7216	Drycleaning plants, except rug cleaning*	677	172 653	71 509	17 158	6 607
7217	Carpet and upholstery cleaning	204	31 849	10 647	2 293	885
7218	Industrial laundries*	43	113 310	35 252	9 014	2 120
7212, 9	Other laundry, cleaning, and garment services*	173	21 524	7 557	1 676	730
7212	Garment pressing, and agents for laundries and drycleaners	56	6 936	1 920	514	227
7219	Laundry and garment services, n.e.c.*	117	14 588	5 637	1 162	503
722	Photographic studios, portrait	327	139 823	39 057	8 210	2 542
723, 4	Beauty and barber shops	1 743	188 690	82 990	19 693	6 703
723	Beauty shops	1 587	173 843	75 650	17 921	6 234
724	Barber shops	156	14 847	7 340	1 772	469
725	Shoe repair shops and shoeshine parlors	84	8 940	2 303	416	169
726	Funeral service and crematories	458	208 567	57 954	13 220	2 921
729	Miscellaneous personal services	725	114 053	34 059	11 085	6 367
7291	Tax return preparation services	265	44 193	15 752	6 738	4 642
7299	Miscellaneous personal services, n.e.c.	460	69 860	18 307	4 347	1 725
7299 pt.	Massage parlors, tanning salons, and saunas	142	8 739	2 203	457	342
7299 pt.	Other personal services	318	61 121	16 104	3 890	1 383
7299 pt.	Diet and weight reducing services	110	22 107	5 907	1 467	579
7299 pt.	Formal wear rental	47	8 759	2 433	536	231
7299 pt.	Other personal services, n.e.c.	161	30 255	7 764	1 887	573
73	Business services	7 100	4 974 404	2 002 717	444 176	124 070
731	Advertising	422	268 599	91 701	21 524	3 687
7311	Advertising agencies	300	183 132	67 631	15 895	2 121
7312	Outdoor advertising services	45	39 066	9 381	2 112	360
7313	Radio, television, publishers' advertising representatives	36	19 642	7 355	1 709	268
7313 pt.	Radio, television advertising representatives	18	13 683	5 480	1 272	210
7313 pt.	Publishers' advertising representatives	18	5 959	1 875	437	58
7319	Advertising, n.e.c.	41	26 759	7 334	1 808	938
732	Consumer credit reporting agencies, mercantile reporting agencies, and adjustment and collection agencies	132	125 395	39 879	9 189	1 671
7322	Adjustment and collection services	96	44 025	17 852	3 942	748
7323	Credit reporting services	36	81 370	22 027	5 247	923
733	Mailing, reproduction, commercial art and photography, and stenographic services	590	317 933	83 204	18 996	4 296
7331	Direct mail advertising services	66	141 090	27 808	6 252	1 688
7331 pt.	Mailing list compilers, brokers, and managers	12	19 479	3 957	972	176
7331 pt.	Direct mail advertising services, except mailing list services	54	121 611	23 851	5 280	1 512
7334	Photocopying and duplicating services	57	24 867	7 579	1 626	436
7334 pt.	Blueprinting and duplicating services	53	23 333	7 020	1 501	413
7334 pt.	Duplicating services, except printing and photocopying	4	1 534	559	125	23
7335, 6	Commercial photography, art, and graphics	334	134 369	41 366	9 703	1 765
7335	Commercial photography	100	54 927	20 076	4 697	853
7336	Commercial art and graphic design	234	79 442	21 290	5 006	912
7336 pt.	Commercial art	39	16 393	3 914	1 200	150
7336 pt.	Graphic arts and related design	195	63 049	17 376	3 806	762
7338	Secretarial and court reporting services	133	17 607	6 451	1 415	407
734	Services to dwellings and other buildings	1 783	468 506	226 510	53 373	22 616
7342	Disinfecting and pest control services	328	122 299	48 607	10 988	2 478
7349	Building cleaning and maintenance services, n.e.c.	1 455	346 207	177 903	42 385	20 138
735	Miscellaneous equipment rental and leasing	572	327 624	75 360	17 555	3 431
7352	Medical equipment rental and leasing	80	64 490	16 098	3 679	668
7353	Heavy construction equipment rental and leasing	64	51 449	10 926	2 545	439
7353 pt.	Rental and leasing of heavy construction equipment without operators	48	42 938	8 272	1 977	349
7353 pt.	Rental and leasing of heavy construction equipment with operators	16	8 511	2 654	568	90
7359	Equipment rental and leasing, n.e.c.	428	211 685	48 336	11 331	2 324
7359 pt.	Equipment rental	386	184 063	43 932	10 395	2 139
7359 pt.	Rent-to-own	122	42 312	9 447	2 381	466
7359 pt.	Equipment rental, except rent-to-own	264	141 751	34 485	8 014	1 673
7359 pt.	Equipment leasing, except finance leasing	42	27 622	4 404	936	185

Table 1a. Summary Statistics for Firms Subject to Federal Income Tax for the State: 1992—Con.

[Includes only establishments with payroll. For meaning of abbreviations and symbols, see introductory text. For explanation of terms and comparability of 1987 and 1992 censuses, see appendix A]

SIC code	Kind of business or operation	Establishments (number)	Receipts (\$1,000)	Annual payroll (\$1,000)	First-quarter payroll (\$1,000)	Paid employees for pay period including March 12 (number)
73	Business services—Con.					
736	Personnel supply services -----	817	861 317	586 281	117 251	51 291
7361	Employment agencies -----	295	100 652	50 051	10 121	3 181
7363	Help supply services -----	522	760 665	536 230	107 130	48 110
7363 pt.	Temporary help supply -----	451	682 007	476 984	93 061	44 211
7363 pt.	Help supply, except temporary -----	71	78 658	59 246	14 069	3 899
7363 pt.	Employee leasing -----	38	62 761	48 829	11 972	3 107
7363 pt.	Other help supply services -----	33	15 897	10 417	2 097	792
737	Computer programming, data processing, and other computer related services -----	1 102	1 672 611	576 952	130 422	15 063
7371, 2, 3	Computer programming, prepackaged software, and integrated systems -----	694	988 668	350 833	78 903	8 760
7371	Computer programming services -----	456	298 828	153 307	35 384	3 626
7372	Prepackaged software -----	128	509 077	148 809	32 143	3 753
7373	Computer integrated systems -----	110	180 763	48 717	11 376	1 381
7374, 5, 6	Data processing services -----	144	360 894	122 728	30 604	4 048
7374, 5	Computer processing, information retrieval -----	135	(D)	(D)	(D)	HH
7374	Computer processing and data preparation and processing services -----	123	339 164	118 977	29 918	3 948
7375	Information retrieval services -----	12	(D)	(D)	(D)	BB
7376	Computer facilities management services -----	9	(D)	(D)	(D)	AA
7377, 8, 9	Computer rental and leasing, maintenance, and related services, n.e.c. -----	264	323 049	103 391	20 915	2 255
7377	Computer rental and leasing -----	13	6 111	1 515	369	54
7378	Computer maintenance and repair -----	105	127 343	27 629	6 870	847
7379	Computer related services, n.e.c. -----	146	189 955	74 247	13 676	1 354
7379 pt.	Computer consultants -----	111	113 035	54 978	9 469	773
7379 pt.	Miscellaneous computer services, n.e.c. -----	35	76 560	19 269	4 207	581
738	Miscellaneous business services -----	1 682	932 419	322 830	75 866	22 015
7381, 2	Detective agencies and protective services -----	305	235 017	137 254	32 804	11 674
7381	Detective, guard, and armored car services -----	238	179 358	118 053	28 176	10 837
7381 pt.	Detective agencies and guard services -----	226	(D)	(D)	(D)	JJ
7381 pt.	Armored car services -----	12	(D)	(D)	(D)	EE
7382	Security systems services -----	67	55 659	19 201	4 628	837
7383	News syndicates -----	11	9 063	1 798	440	115
7384	Photofinishing laboratories* -----	199	79 109	22 266	4 934	1 469
7384 pt.	Photofinishing laboratories, except "one-hour" (mini) labs* -----	112	63 036	18 125	4 078	1 129
7384 pt.	One-hour (mini) photofinishing* -----	87	16 073	4 141	856	340
7389	Business services, n.e.c. -----	1 167	609 230	161 512	37 688	8 757
7389 pt.	Sign painting shops -----	72	13 863	4 083	923	302
7389 pt.	Interior designing -----	190	55 354	9 396	2 048	499
7389 pt.	Telephone answering services -----	52	9 829	4 260	1 041	408
7389 pt.	Other business services -----	853	530 184	143 773	33 676	7 548
7389 pt.	Water softening and conditioning services -----	28	(D)	(D)	(D)	CC
7389 pt.	Packaging and labeling services -----	56	52 234	16 243	2 962	1 085
7389 pt.	Trading stamp services -----	3	(D)	(D)	(D)	AA
7389 pt.	Miscellaneous business services -----	766	463 831	123 402	29 917	6 295
7389 pt.	Convention and trade show services -----	53	64 193	19 159	4 381	784
7389 pt.	Private mail centers -----	64	23 831	4 061	948	378
7389 pt.	Miscellaneous business services, n.e.c. -----	649	375 807	100 182	24 588	5 133
75	Automotive repair, services, and parking -----	4 302	1 477 679	335 175	78 640	19 368
751	Automotive rental and leasing, without drivers -----	291	510 355	75 589	17 836	3 580
7513	Truck rental and leasing, without drivers -----	134	265 081	36 021	8 886	1 577
7513 pt.	Truck rental, without drivers -----	75	81 484	9 452	2 326	434
7513 pt.	Truck leasing, except finance leasing -----	59	183 597	26 569	6 560	1 143
7514, 5	Passenger car rental and leasing -----	137	239 083	38 215	8 672	1 933
7514	Passenger car rental -----	121	189 733	28 755	6 460	1 612
7515	Passenger car leasing -----	16	49 350	9 460	2 212	321
7519	Utility trailer and recreational vehicle rental -----	20	6 191	1 353	278	70
752	Automobile parking -----	92	15 740	3 103	715	343
7521 pt.	Parking lots -----	74	11 400	1 937	452	217
7521 pt.	Parking structures -----	18	4 340	1 166	263	126
753	Automotive repair shops -----	3 390	845 780	224 827	52 906	12 014
7532	Top, body, and upholstery repair shops and paint shops -----	824	204 785	58 349	14 403	2 968
7532 pt.	Top and body repair shops -----	756	189 796	53 952	13 361	2 736
7532 pt.	Paint shops -----	68	14 989	4 397	1 042	232
7538	General automotive repair shops -----	1 792	399 277	103 921	24 048	5 688
7538 pt.	General automotive repair shops, except diesel -----	1 582	323 223	83 760	19 369	4 687
7538 pt.	Diesel repair shops -----	210	76 054	20 161	4 679	1 001
7533, 4, 6, 7, 9	Other automotive repair shops -----	774	241 718	62 557	14 455	3 358
7533	Automotive exhaust system repair shops -----	122	34 022	8 619	2 022	437
7534	Tire retreading and repair shops -----	96	57 612	11 770	2 854	656
7536	Automotive glass replacement shops -----	122	36 949	9 822	2 186	510
7537	Automotive transmission repair shops -----	139	35 877	11 378	2 723	611
7539	Automotive repair shops, n.e.c. -----	295	77 258	20 968	4 670	1 144
7539 pt.	Radiator repair -----	74	18 237	4 605	1 005	272
7539 pt.	Brake, front end, and wheel alignment -----	101	27 554	7 625	1 761	394
7539 pt.	Automotive electrical and fuel system services -----	95	23 856	6 567	1 520	355
7539 pt.	Carburetor repair shops -----	39	13 183	3 433	805	164
7539 pt.	Automotive electrical repair shops -----	56	10 673	3 134	715	191
7539 pt.	Other automotive repair shops, n.e.c. -----	25	7 611	2 171	384	123
754	Automotive services, except repair -----	529	105 804	31 656	7 183	3 431
7542	Carwashes -----	320	51 226	15 823	3 517	2 075
7549	Automotive services, except repair and carwashes -----	209	54 578	15 833	3 666	1 356
7549 pt.	Lubrication shops -----	91	32 391	8 840	2 065	911
7549 pt.	Other automotive services -----	118	22 187	6 993	1 601	445
7549 pt.	Towing services -----	90	18 314	5 924	1 360	364
7549 pt.	Other automotive services, n.e.c. -----	28	3 873	1 069	241	81

Table 1a. Summary Statistics for Firms Subject to Federal Income Tax for the State: 1992—Con.

[Includes only establishments with payroll. For meaning of abbreviations and symbols, see introductory text. For explanation of terms and comparability of 1987 and 1992 censuses, see appendix A]

SIC code	Kind of business or operation	Establishments (number)	Receipts (\$1,000)	Annual payroll (\$1,000)	First-quarter payroll (\$1,000)	Paid employees for pay period including March 12 (number)
76	Miscellaneous repair services	2 079	681 449	208 851	49 453	10 362
762	Electrical repair shops	586	236 837	77 165	18 717	3 501
7622	Radio and television repair shops	180	49 404	14 744	3 738	806
7623, 9	Other electrical and electronic repair shops	406	187 433	62 421	14 979	2 695
7623	Refrigeration and air-conditioning service and repair shops	107	63 946	17 865	4 298	637
7629	Electrical and electronic repair shops, n.e.c.	299	123 487	44 556	10 681	2 058
763	Watch, clock, and jewelry repair	37	3 524	855	205	67
764	Reupholstery and furniture repair	272	34 574	11 159	2 583	856
769	Miscellaneous repair and related services	1 184	406 514	119 672	27 948	5 938
7692	Welding repair	200	44 185	11 774	2 718	691
7694	Armature rewinding shops	89	50 723	16 483	4 368	811
7699	Repair shops and related services, n.e.c.	895	311 606	91 415	20 862	4 436
7699 pt.	Farm machinery and equipment repair	32	5 556	967	205	70
7699 pt.	Lawnmower and other small gasoline engine repair	109	20 574	5 253	1 184	313
7699 pt.	Sewer and septic tank cleaning services	59	19 242	5 887	1 448	298
7699 pt.	Other repair and related services, n.e.c.	695	266 234	79 308	18 025	3 755
78, 79, 84	Amusement and recreation services, including motion pictures and museums	2 921	1 266 239	298 756	72 066	24 758
781, 2	Motion picture production, distribution, and services	130	135 252	21 004	4 554	754
7812 pt.	Motion picture production, except for television	52	18 465	5 468	1 210	221
7812 pt.	Motion picture and tape production for television	27	38 290	6 977	1 577	178
7819	Services allied to motion picture production	33	(D)	(D)	(D)	CC
7822 pt.	Motion picture film and tape distributors	15	68 033	4 957	1 140	218
7822 pt.	Motion picture film exchanges	10	(D)	(D)	(D)	BB
7822 pt.	Video tape wholesalers	5	(D)	(D)	(D)	CC
7822 pt.	Film and tape distribution for television	—	—	—	—	—
7829	Services allied to motion picture distribution	3	(D)	(D)	(D)	AA
783	Motion picture theaters	184	105 147	15 927	3 646	2 243
7832	Motion picture theaters, except drive-in	178	104 620	15 834	3 633	2 231
7833	Drive-in motion picture theaters	6	527	93	13	12
784	Video tape rental	666	139 369	25 877	6 067	3 530
792	Theatrical producers (except motion picture), bands, orchestras, and entertainers	101	79 795	9 352	2 179	352
7922	Theatrical producers (except motion picture) and miscellaneous theatrical services	48	71 820	7 153	1 791	223
7922 pt.	Producers of live theatrical productions	8	1 773	375	77	48
7922 pt.	Producers of radio and television shows, except tape producers	3	(D)	(D)	(D)	BB
7922 pt.	Artists' and entertainers' managers or agents, concert bureaus, booking agents	25	(D)	(D)	(D)	BB
7922 pt.	Other theatrical services	12	(D)	(D)	(D)	BB
7929	Bands, orchestras, actors, and other entertainers and entertainment groups	53	7 975	2 199	388	129
7929 pt.	Dance groups and artists	2	(D)	(D)	(D)	AA
7929 pt.	Symphony orchestras, opera companies, and chamber music organizations	1	(D)	(D)	(D)	AA
7929 pt.	Other music and entertainment presentations	50	7 697	2 085	373	128
7929 pt.	Other music groups and artists	27	5 043	1 285	235	88
7929 pt.	Other entertainers and entertainment groups	23	2 654	800	138	40
793	Bowling centers	86	43 273	12 185	3 082	1 415
79 ex. 792, 3, 84	Commercial sports and other amusement and recreation services, including museums	1 754	763 403	214 411	52 538	16 464
794	Commercial sports	146	198 235	56 871	18 890	1 334
7941	Professional sports clubs, managers, promoters	32	36 144	18 814	9 635	227
7941 pt.	Baseball clubs	7	(D)	(D)	(D)	BB
7941 pt.	Football clubs	1	(D)	(D)	(D)	AA
7941 pt.	Other professional sports clubs	2	(D)	(D)	(D)	BB
7941 pt.	Managers and promoters	22	8 125	1 183	568	73
7948	Racing, including track operation	114	162 091	38 057	9 255	1 107
7948 pt.	Auto racetrack operation	29	41 015	7 304	1 799	247
7948 pt.	Horse racetrack operation	—	—	—	—	—
7948 pt.	Dog racetrack operation	—	—	—	—	—
7948 pt.	Racing stables and racing, n.e.c.	85	121 076	30 753	7 456	860
79 ex. 792, 3, 4; 84	Other amusement and recreation services, including museums	1 608	565 168	157 540	33 648	15 130
791	Dance studios, schools, and halls	158	16 886	4 564	1 239	623
7991	Physical fitness facilities	214	52 136	14 165	3 315	2 356
7991 pt.	Physical fitness centers, except gymnasiums and athletic clubs	187	46 544	12 507	2 925	2 073
7991 pt.	Gymnasiums and athletic clubs	27	5 592	1 658	390	283
7992	Public golf courses	140	74 618	19 281	3 978	1 421
7993	Coin-operated amusement devices	138	51 050	10 916	2 489	815
7996	Amusement parks	28	37 707	11 427	2 127	1 928
7997	Membership sports and recreation clubs	272	154 172	52 586	10 873	3 570
7999, 84	Amusement and recreation services, including museums, n.e.c.	658	178 599	44 601	9 627	4 417
7999 pt.	Concession operators of amusement devices and rides	13	(D)	(D)	(D)	BB
7999 pt.	Carnivals, circuses, and fairs	5	(D)	(D)	(D)	BB
7999 pt.	Carnivals and circuses	2	(D)	(D)	(D)	AA
7999 pt.	Fairs	3	(D)	(D)	(D)	BB
7999 pt., 84	Other recreation and amusements, including museums	640	171 521	43 367	9 478	4 363
84	Museums, art galleries, and botanical and zoological gardens	13	(D)	(D)	(D)	EE
841	Museums and art galleries	9	(D)	(D)	(D)	CC
842	Arboreta and botanical or zoological gardens	4	(D)	(D)	(D)	AA
7999 pt.	Roller skating rinks	60	10 441	3 025	773	572
7999 pt.	Ice skating rinks	3	(D)	(D)	(D)	BB
7999 pt.	Other amusement and recreation services, n.e.c.	564	(D)	(D)	(D)	HH

Table 1a. Summary Statistics for Firms Subject to Federal Income Tax for the State: 1992—Con.

[Includes only establishments with payroll. For meaning of abbreviations and symbols, see introductory text. For explanation of terms and comparability of 1987 and 1992 censuses, see appendix A]

SIC code	Kind of business or operation	Establishments (number)	Receipts (\$1,000)	Annual payroll (\$1,000)	First-quarter payroll (\$1,000)	Paid employees for pay period including March 12 (number)
80	Health services	8 874	6 656 588	2 983 029	644 666	107 289
801	Offices and clinics of doctors of medicine	3 826	3 170 587	1 626 766	330 984	32 593
8011 pt.	Offices of doctors of medicine	3 723	2 918 542	1 549 016	312 760	30 544
8011 pt.	General medical clinics	103	252 045	77 750	18 224	2 049
802	Offices and clinics of dentists	2 162	760 910	302 919	66 106	12 071
8021 pt.	Offices of dentists	2 150	747 172	296 557	64 634	11 840
8021 pt.	Dental clinics	12	13 738	6 362	1 472	231
803	Offices and clinics of doctors of osteopathy	19	6 445	2 394	501	87
8031 pt.	Offices of osteopathic physicians	16	(D)	(D)	(D)	BB
8031 pt.	Osteopathic clinics	3	(D)	(D)	(D)	BB
804	Offices and clinics of other health practitioners	1 574	419 065	147 711	32 653	6 557
8041	Offices and clinics of chiropractors	439	99 116	31 073	6 715	1 385
8042	Offices and clinics of optometrists	498	146 551	42 591	9 976	2 024
8043	Offices and clinics of podiatrists	140	35 032	12 469	2 503	528
8049	Offices and clinics of health practitioners, n.e.c.	497	138 366	61 578	13 459	2 620
805	Nursing and personal care facilities	458	857 216	431 466	103 867	32 317
8051	Skilled nursing care facilities	284	735 695	373 855	90 538	27 657
8052	Intermediate care facilities	83	73 342	35 832	8 494	2 959
8059	Nursing and personal care facilities, n.e.c.	91	48 179	21 779	4 835	1 701
806	Hospitals	27	524 762	170 038	42 342	7 520
8062	General medical and surgical hospitals	12	353 765	111 857	27 703	5 095
8063, 9	Specialty hospitals	15	170 997	58 181	14 639	2 425
8063	Psychiatric hospitals	12	(D)	(D)	(D)	GG
8069	Specialty hospitals, except psychiatric	3	(D)	(D)	(D)	FF
807, 8, 9	Other health services	808	917 603	301 735	68 213	16 144
807	Medical and dental laboratories	337	442 920	115 469	25 585	5 346
8071	Medical laboratories	103	398 248	95 537	20 857	4 351
8072	Dental laboratories	234	44 672	19 932	4 728	995
808	Home health care services	205	213 085	110 291	25 789	7 796
809	Miscellaneous health and allied services, n.e.c.	266	261 598	75 975	16 839	3 002
8092	Kidney dialysis centers	47	94 152	21 127	4 892	855
8093	Specialty outpatient facilities, n.e.c.	134	101 200	35 665	7 999	1 401
8099	Health and allied services, n.e.c.	85	66 246	19 183	3 948	746
81	Legal services	2 839	1 256 291	457 919	95 334	14 360
823, 4, 9	Selected educational services	257	64 635	24 702	5 913	1 493
823	Libraries	2	(D)	(D)	(D)	AA
824	Vocational schools	71	32 439	12 658	2 987	602
8243	Data processing schools	19	6 048	2 555	604	89
8244	Business and secretarial schools	11	7 053	3 335	811	218
8249	Vocational schools, n.e.c.	41	19 338	6 768	1 572	295
829	Schools and educational services, n.e.c.	184	(D)	(D)	(D)	FF
83	Social services	2 139	456 128	190 359	43 947	21 132
835	Child day care services	1 401	201 113	95 258	22 316	11 816
832, 3, 6, 9	Other social services	738	255 015	95 101	21 631	9 316
832	Individual and family social services	125	19 200	8 174	1 588	492
833	Job training and vocational rehabilitation services	34	28 476	10 542	2 177	511
836	Residential care	546	199 108	73 693	17 452	8 146
839	Social services, n.e.c.	33	8 231	2 692	414	167
87 ex. 8733	Engineering, accounting, research, management, and related services (except noncommercial research organizations)	5 107	2 788 639	1 124 783	259 624	38 049
871	Engineering, architectural, and surveying services	1 707	1 222 238	472 349	107 476	13 312
8711	Engineering services	821	952 608	353 841	81 316	8 819
8712	Architectural services	405	191 199	80 385	17 439	2 318
8713	Surveying services	481	78 431	38 123	8 721	2 175
872	Accounting, auditing, and bookkeeping services	1 909	615 682	260 800	63 467	10 996
873 ex. 8733	Research, development, and testing services (except noncommercial research organizations)	253	294 383	116 919	27 561	4 064
8731	Commercial physical and biological research	73	102 940	41 566	8 926	1 095
8731 pt.	Commercial physical research	36	24 715	9 909	2 024	226
8731 pt.	Commercial medical and biological research	37	78 225	31 657	6 902	869
8732	Commercial economic, sociological, and educational research	87	66 009	21 522	5 046	1 189
8734	Testing laboratories	93	125 434	53 831	13 589	1 780
874	Management and public relations services	1 238	656 336	274 715	61 120	9 677
8741	Management services	350	285 999	119 596	27 810	4 649
8742	Management consulting services	604	244 439	102 127	21 439	2 959
8743	Public relations services	84	36 520	12 411	2 690	411
8744	Facilities support management services	23	32 275	17 171	4 267	661
8748	Business consulting services, n.e.c.	177	57 103	23 410	4 914	997
89	Services, n.e.c.	290	225 190	83 618	19 394	2 373
8999 pt.	Scientific and related consulting services, except environmental	64	73 856	32 173	7 179	763
8999 pt.	Other services	226	151 334	51 445	12 215	1 610
8999 pt.	Environmental consulting	99	123 853	44 012	10 768	1 313
8999 pt.	Authors, composers, and other arts-related services	37	10 173	2 281	490	113
8999 pt.	Other services, n.e.c.	90	17 308	5 152	957	184

Table 1b. Summary Statistics for Firms Exempt From Federal Income Tax for the State: 1992

[Includes only establishments with payroll. For meaning of abbreviations and symbols, see introductory text. For explanation of terms and comparability of 1987 and 1992 censuses, see appendix A]

SIC code	Kind of business or operation	Establishments (number)	Revenue (\$1,000)	Annual payroll (\$1,000)	First-quarter payroll (\$1,000)	Paid employees for pay period including March 12 (number)
	Total	4 784	9 776 664	4 152 246	991 369	185 201
7032, 704	Camps and membership lodging	71	23 827	6 384	1 127	538
7032	Sporting and recreational camps	28	14 703	4 931	726	354
704	Organization hotels and lodging houses, on membership basis	43	9 124	1 453	401	184
792, 7991 pt., 7997, 7999 pt., 84	Selected amusement, recreation, and related services	468	237 944	93 300	19 146	6 211
792	Theatrical producers (except motion picture), bands, orchestras, and entertainers	75	33 093	13 314	3 257	937
7922	Theatrical producers (except motion picture) and miscellaneous theatrical services	42	13 402	5 021	919	230
7922 pt.	Producers of live theatrical productions	36	11 136	4 365	764	208
7922 pt.	Producers of radio and television shows, except tape	-	-	-	-	-
7922 pt.	Artists' and entertainers' managers or agents, concert bureaus, booking agents	1	(D)	(D)	(D)	AA
7922 pt.	Other theatrical services	5	(D)	(D)	(D)	BB
7929	Bands, orchestras, actors, and other entertainers and entertainment groups	33	19 691	8 293	2 338	707
7929 pt.	Dance groups and artists	7	(D)	(D)	(D)	BB
7929 pt.	Symphony orchestras, opera companies, and chamber music organizations	20	14 624	7 136	2 018	627
7929 pt.	Other music groups and artists	5	(D)	(D)	(D)	AA
7929 pt.	Other entertainers and entertainment groups	1	(D)	(D)	(D)	AA
7991 pt., 7997	Gymnasiums, athletic clubs, and membership sports and recreation clubs	311	167 874	66 935	13 223	4 321
7991 pt.	Gymnasiums and athletic clubs	3	1 304	546	168	38
7997	Membership sports and recreation clubs	308	166 570	66 389	13 055	4 283
7999 pt.	Fairs	9	1 688	344	35	13
84	Museums, art galleries, and botanical and zoological gardens	73	35 289	12 707	2 631	940
841	Museums and art galleries	68	32 547	11 658	2 386	866
842	Arboreta and botanical or zoological gardens	5	2 742	1 049	245	74
8011 pt.; 8021 pt.; 805, 6, 8, 9	Selected health services	481	7 570 864	3 338 138	804 210	132 841
8011 pt., 8021 pt.	Clinics of doctors of medicine and dentists	79	238 662	41 966	10 022	2 121
8011 pt.	General medical clinics	76	(D)	(D)	(D)	GG
8021 pt.	Dental clinics	3	(D)	(D)	(D)	AA
805	Nursing and personal care facilities	108	228 559	115 514	27 813	8 840
8051	Skilled nursing care facilities	40	151 676	75 721	18 525	5 803
8052	Intermediate care facilities	60	63 796	34 041	7 976	2 474
8059	Nursing and personal care facilities, n.e.c.	8	13 087	5 752	1 312	563
806	Hospitals	147	6 884 202	3 070 419	741 131	115 902
8062	General medical and surgical hospitals	124	6 436 550	2 803 250	675 431	106 292
8062 pt.	General medical and surgical hospitals, nongovernment	86	4 398 624	1 883 148	454 502	73 260
8062 pt.	General medical and surgical hospitals, government	38	2 037 926	920 120	220 929	33 032
8063, 9	Specialty hospitals	23	447 652	267 169	65 700	9 610
8063	Psychiatric hospitals	8	301 584	189 881	47 720	6 789
8063 pt.	Psychiatric hospitals, nongovernment	2	(D)	(D)	(D)	BB
8063 pt.	Psychiatric hospitals, government	6	(D)	(D)	(D)	II
8069	Specialty hospitals, except psychiatric	15	146 068	77 288	17 980	2 821
8069 pt.	Specialty hospitals, except psychiatric; nongovernment	9	92 294	47 721	10 808	1 712
8069 pt.	Specialty hospitals, except psychiatric; government	6	53 774	29 567	7 172	1 109
808, 9	Other health services	147	219 441	110 239	25 244	5 978
808	Home health care services	56	127 534	67 748	15 495	4 059
809	Miscellaneous health and allied services, n.e.c.	91	91 907	42 491	9 749	1 919
8092	Kidney dialysis centers	1	(D)	(D)	(D)	BB
8093	Specialty outpatient facilities, n.e.c.	61	65 062	31 852	7 358	1 369
8099	Health and allied services, n.e.c.	29	(D)	(D)	(D)	FF
8111 pt.	Legal aid societies and similar legal services	31	26 147	8 499	2 039	326
823, 4, 9	Selected educational services	88	50 578	22 837	5 199	1 053
823	Libraries	12	3 202	1 350	333	115
824	Vocational schools	2	(D)	(D)	(D)	AA
8243	Data processing schools	-	-	-	-	-
8244	Business and secretarial schools	-	-	-	-	-
8249	Vocational schools, n.e.c.	2	(D)	(D)	(D)	AA
829	Schools and educational services, n.e.c.	74	(D)	(D)	(D)	FF
83	Social services	1 926	900 006	357 338	85 388	28 701
835	Child day care services	467	77 722	43 483	10 412	4 932
832, 3, 6, 9	Other social services	1 459	822 284	313 855	74 976	23 769
832	Individual and family social services	601	256 804	107 724	25 655	7 160
833	Job training and vocational rehabilitation services	141	123 108	55 405	13 184	6 762
836	Residential care	314	205 754	93 014	22 458	6 636
839	Social services, n.e.c.	403	236 618	57 712	13 679	3 211
861, 2, 4, 9	Selected membership organizations	1 608	609 487	183 403	42 646	11 633
861	Business associations	392	134 709	43 032	10 380	1 656
864	Civic, social, and fraternal associations	800	246 509	75 127	17 132	7 200
862, 9	Other membership organizations	416	228 269	65 244	15 134	2 777
862	Professional membership organizations	118	103 501	26 080	5 982	854
869	Membership organizations, n.e.c.	298	124 768	39 164	9 152	1 923

Table 1b. Summary Statistics for Firms Exempt From Federal Income Tax for the State: 1992—Con.

[Includes only establishments with payroll. For meaning of abbreviations and symbols, see introductory text. For explanation of terms and comparability of 1987 and 1992 censuses, see appendix A]

SIC code	Kind of business or operation	Establishments (number)	Revenue (\$1,000)	Annual payroll (\$1,000)	First-quarter payroll (\$1,000)	Paid employees for pay period including March 12 (number)
873, 4 ex. 8744	Research, testing, and consulting services, except facilities support management services -----	111	357 811	142 347	31 614	3 898
873	Research, development, and testing services -----	89	352 440	140 588	31 193	3 831
8731	Commercial physical and biological research -----	7	(D)	(D)	(D)	GG
8732	Commercial economic, sociological, and educational research -----	9	1 874	650	161	37
8733	Noncommercial research organizations -----	67	(D)	(D)	(D)	GG
8734	Testing laboratories -----	6	(D)	(D)	(D)	FF
874 ex. 8744	Management and public relations services, except facilities support management services -----	22	5 371	1 759	421	67
8741	Management services -----	6	1 326	554	127	21
8742	Management consulting services -----	—	—	—	—	—
8743	Public relations services -----	5	1 422	513	128	20
8748	Business consulting services, n.e.c. -----	11	2 623	692	166	26

Table 2a. Selected Ratios for Firms Subject to Federal Income Tax for the State: 1992

[Includes only establishments with payroll. For meaning of abbreviations and symbols, see introductory text. For explanation of terms and comparability of 1987 and 1992 censuses, see appendix A]

SIC code	Kind of business or operation	Receipts		Annual payroll per employee ¹ (dollars)	Employees per establishment ¹ (number)
		Per establishment (dollars)	Per employee ¹ (dollars)		
	Total -----	524 455	52 126	19 788	10
70 ex. 704	Hotels, rooming houses, camps, and other lodging places (except membership lodging) -----	807 992	39 552	10 721	20
7011	Hotels and motels -----	880 460	38 929	10 613	23
7011 pt.	Hotels -----	1 389 676	39 212	11 008	35
7011 pt.	Hotels, 25 guestrooms or more -----	1 689 807	39 323	11 089	43
7011 pt.	Hotels, less than 25 guestrooms -----	142 578	34 456	7 525	4
7011 pt.	Motels, motor hotels, and tourist courts -----	421 858	38 111	9 473	11
7011 pt.	Motels, tourist courts -----	367 516	39 795	9 456	9
7011 pt.	Motor hotels -----	890 464	33 122	9 524	27
702, 3	Other lodging places -----	288 364	60 927	14 425	5
702	Rooming and boarding houses -----	162 310	49 547	9 716	3
703	Camps and recreational vehicle parks -----	313 231	62 392	15 031	5
72	Personal services -----	233 898	35 364	11 902	7
721	Laundry, cleaning, and garment services -----	311 106	35 459	12 358	9
7211	Power laundries, family and commercial* -----	309 920	24 597	9 840	13
7213	Linen supply* -----	2 837 423	50 599	18 241	56
7215	Coin-operated laundries and drycleaning -----	146 566	45 124	9 054	3
7216	Drycleaning plants, except rug cleaning* -----	255 027	26 132	10 823	10
7217	Carpet and upholstery cleaning -----	156 123	35 988	12 031	4
7218	Industrial laundrers* -----	2 635 116	53 448	16 628	49
7212, 9	Other laundry, cleaning, and garment services* -----	124 416	29 485	10 352	4
7212	Garment pressing, and agents for laundries and drycleaners -----	123 857	30 555	8 458	4
7219	Laundry and garment services, n.e.c.* -----	124 684	29 002	11 207	4
722	Photographic studios, portrait -----	427 593	55 005	15 365	8
723, 4	Beauty and barber shops -----	108 256	28 150	12 381	4
723	Beauty shops -----	109 542	27 886	12 135	4
724	Barber shops -----	95 173	31 657	15 650	3
725	Shoe repair shops and shoeshine parlors -----	106 429	52 899	13 627	2
726	Funeral service and crematories -----	455 386	71 403	19 840	6
729	Miscellaneous personal services -----	157 314	17 913	5 349	9
7291	Tax return preparation services -----	166 766	9 520	3 393	18
7299	Miscellaneous personal services, n.e.c. -----	151 870	40 499	10 613	4
73	Business services -----	700 620	40 094	16 142	17
731	Advertising -----	636 491	72 850	24 871	9
7311	Advertising agencies -----	610 440	86 342	31 886	7
7312	Outdoor advertising services -----	868 133	108 517	26 058	8
7313	Radio, television, publishers' advertising representatives -----	545 611	73 291	27 444	7
7319	Advertising, n.e.c. -----	652 659	28 528	7 819	23
732	Consumer credit reporting agencies, mercantile reporting agencies, and adjustment and collection agencies -----	949 962	75 042	23 865	13
7322	Adjustment and collection services -----	458 594	58 857	23 866	8
7323	Credit reporting services -----	2 260 278	88 158	23 865	26
733	Mailing, reproduction, commercial art and photography, and stenographic services -----	538 869	74 007	19 368	7
7331	Direct mail advertising services -----	2 137 727	83 584	16 474	26
7334	Photocopying and duplicating services -----	436 263	57 034	17 383	8
7335, 6	Commercial photography, art, and graphics -----	402 302	76 130	23 437	5
7335	Commercial photography -----	549 270	64 393	23 536	9
7336	Commercial art and graphic design -----	339 496	87 107	23 344	4
7338	Secretarial and court reporting services -----	132 383	43 260	15 850	3
734	Services to dwellings and other buildings -----	262 763	20 716	10 015	13
7342	Disinfecting and pest control services -----	372 863	49 354	19 615	8
7349	Building cleaning and maintenance services, n.e.c. -----	237 943	17 192	8 834	14

See footnotes at end of table.

Table 2a. **Selected Ratios for Firms Subject to Federal Income Tax for the State: 1992** — Con.

[Includes only establishments with payroll. For meaning of abbreviations and symbols, see introductory text. For explanation of terms and comparability of 1987 and 1992 censuses, see appendix A]

SIC code	Kind of business or operation	Receipts		Annual payroll per employee ¹ (dollars)	Employees per establishment ¹ (number)
		Per establishment (dollars)	Per employee ¹ (dollars)		
73	Business services—Con.				
735	Miscellaneous equipment rental and leasing -----	572 769	95 489	21 964	6
7352	Medical equipment rental and leasing -----	806 125	96 542	24 099	8
7353	Heavy construction equipment rental and leasing -----	803 891	117 196	24 888	7
7359	Equipment rental and leasing, n.e.c. -----	494 591	91 086	20 799	5
736	Personnel supply services -----	1 054 244	16 793	11 430	63
7361	Employment agencies -----	341 193	31 642	15 734	11
7363	Help supply services -----	1 457 213	15 811	11 146	92
7363 pt.	Temporary help supply -----	1 512 211	15 426	10 789	98
7363 pt.	Help supply, except temporary -----	1 107 859	20 174	15 195	55
737	Computer programming, data processing, and other computer related services -----	1 517 796	111 041	38 303	14
7371, 2, 3	Computer programming, prepackaged software, and integrated systems -----	1 424 594	112 862	40 049	13
7371	Computer programming services -----	655 325	82 413	42 280	8
7372	Prepackaged software -----	3 977 164	135 645	39 651	29
7373	Computer integrated systems -----	1 643 300	130 893	35 277	13
7374, 5, 6	Data processing services -----	2 506 208	89 154	30 318	28
7374, 5	Computer processing, information retrieval -----	(D)	(D)	(D)	(D)
7376	Computer facilities management services -----	(D)	(D)	(D)	(D)
7377, 8, 9	Computer rental and leasing, maintenance, and related services, n.e.c. -----	1 223 670	143 259	45 850	9
7377	Computer rental and leasing -----	470 077	113 167	28 056	4
7378	Computer maintenance and repair -----	1 212 790	150 346	32 620	8
7379	Computer related services, n.e.c. -----	1 298 596	140 026	54 835	9
738	Miscellaneous business services -----	554 351	42 354	14 664	13
7381, 2	Detective agencies and protective services -----	770 548	20 132	11 757	38
7381	Detective, guard, and armored car services -----	753 605	16 551	10 894	46
7382	Security systems services -----	830 731	66 498	22 940	12
7383	News syndicates -----	823 909	78 809	15 635	10
7384	Photofinishing laboratories* -----	397 533	53 852	15 157	7
7389	Business services, n.e.c. -----	522 048	69 571	18 444	8
7389 pt.	Sign painting shops -----	192 542	45 904	13 520	4
7389 pt.	Interior designing -----	291 337	110 930	18 830	3
7389 pt.	Telephone answering services -----	189 019	24 091	10 441	8
7389 pt.	Other business services -----	621 552	70 242	19 048	9
75	Automotive repair, services, and parking -----	343 487	76 295	17 306	5
751	Automotive rental and leasing, without drivers -----	1 753 797	142 557	21 114	12
7513	Truck rental and leasing, without drivers -----	1 978 216	168 092	22 841	12
7514, 5	Passenger car rental and leasing -----	1 745 131	123 685	19 770	14
7514	Passenger car rental -----	1 568 041	117 700	17 838	13
7515	Passenger car leasing -----	3 084 375	153 738	29 470	20
7519	Utility trailer and recreational vehicle rental -----	309 550	88 443	19 329	4
752	Automobile parking -----	171 087	45 889	9 047	4
753	Automotive repair shops -----	249 493	70 400	18 714	4
7532	Top, body, and upholstery repair shops and paint shops -----	248 525	68 998	19 659	4
7532 pt.	Top and body repair shops -----	251 053	69 370	19 719	4
7532 pt.	Paint shops -----	220 426	64 608	18 953	3
7538	General automotive repair shops -----	222 811	70 196	18 270	3
7538 pt.	General automotive repair shops, except diesel -----	204 313	68 962	17 871	3
7538 pt.	Diesel repair shops -----	362 162	75 978	20 141	5
7533, 4, 6, 7, 9	Other automotive repair shops -----	312 297	71 983	18 629	4
7533	Automotive exhaust system repair shops -----	278 869	77 854	19 723	4
7534	Tire retreading and repair shops -----	600 125	87 823	17 942	7
7536	Automotive glass replacement shops -----	302 861	72 449	19 259	4
7537	Automotive transmission repair shops -----	258 108	58 718	18 622	4
7539	Automotive repair shops, n.e.c. -----	261 892	67 533	18 329	4
7539 pt.	Radiator repair -----	246 446	67 048	16 930	4
7539 pt.	Brake, front end, and wheel alignment -----	272 812	69 934	19 353	4
7539 pt.	Automotive electrical and fuel system services -----	251 116	67 200	18 499	4
7539 pt.	Other automotive repair shops, n.e.c. -----	304 440	61 878	17 650	5
754	Automotive services, except repair -----	200 008	30 838	9 226	6
7542	Carwashes -----	160 081	24 687	7 626	6
7549	Automotive services, except repair and carwashes -----	261 139	40 249	11 676	6
76	Miscellaneous repair services -----	327 777	65 764	20 155	5
762	Electrical repair shops -----	404 159	67 648	22 041	6
7622	Radio and television repair shops -----	274 467	61 295	18 293	4
7623, 9	Other electrical and electronic repair shops -----	461 658	69 548	23 162	7
7623	Refrigeration and air-conditioning service and repair shops -----	597 626	100 386	28 046	6
7629	Electrical and electronic repair shops, n.e.c. -----	413 000	60 003	21 650	7
763	Watch, clock, and jewelry repair -----	95 243	52 597	12 761	2
764	Reupholstery and furniture repair -----	127 110	40 390	13 036	3
769	Miscellaneous repair and related services -----	343 340	68 460	20 154	5
7692	Welding repair -----	220 925	63 944	17 039	3
7694	Armature rewinding shops -----	569 921	62 544	20 324	9
7699	Repair shops and related services, n.e.c. -----	348 163	70 245	20 608	5
78, 79, 84	Amusement and recreation services, including motion pictures and museums -----	433 495	51 145	12 067	8
781, 2	Motion picture production, distribution, and services -----	1 040 400	179 379	27 857	6
783	Motion picture theaters -----	571 451	46 878	7 101	12
7832	Motion picture theaters, except drive-in -----	587 753	46 894	7 097	13
7833	Drive-in motion picture theaters -----	87 833	43 917	7 750	2
784	Video tape rental -----	209 263	39 481	7 331	5

See footnotes at end of table.

SERVICE INDUSTRIES—GEOGRAPHIC AREA SERIES

NORTH CAROLINA NC-13

Table 2a. **Selected Ratios for Firms Subject to Federal Income Tax for the State: 1992** —Con.

[Includes only establishments with payroll. For meaning of abbreviations and symbols, see introductory text. For explanation of terms and comparability of 1987 and 1992 censuses, see appendix A]

SIC code	Kind of business or operation	Receipts		Annual payroll per employee ¹ (dollars)	Employees per establishment ¹ (number)
		Per establishment (dollars)	Per employee ¹ (dollars)		
78, 79, 84	Amusement and recreation services, including motion pictures and museums—Con.				
792	Theatrical producers (except motion picture), bands, orchestras, and entertainers	790 050	226 690	26 568	3
7922	Theatrical producers (except motion picture) and miscellaneous theatrical services	1 496 250	322 063	32 076	5
7929	Bands, orchestras, actors, and other entertainers and entertainment groups	150 472	61 822	17 047	2
793	Bowling centers	503 174	30 582	8 611	16
79 ex. 792, 3, 4; 84	Commercial sports and other amusement and recreation services, including museums	435 235	46 368	13 023	9
794	Commercial sports	1 357 774	148 602	42 632	9
7941	Professional sports clubs, managers, promoters	1 129 500	159 225	82 881	7
7948	Racing, including track operation	1 421 851	146 424	34 379	10
79 ex. 792, 3, 4; 84	Other amusement and recreation services, including museums	351 473	37 354	10 412	9
791	Dance studios, schools, and halls	106 873	27 104	7 326	4
7991	Physical fitness facilities	243 626	22 129	6 012	11
7992	Public golf courses	532 986	52 511	13 569	10
7993	Coin-operated amusement devices	369 928	62 638	13 394	6
7996	Amusement parks	1 346 679	19 558	5 927	69
7997	Membership sports and recreation clubs	566 809	43 185	14 730	13
7999, 84	Amusement and recreation services, including museums, n.e.c.	271 427	40 434	10 098	7
7999 pt.	Concession operators of amusement devices and rides	(D)	(D)	(D)	(D)
7999 pt.	Carnivals, circuses, and fairs	(D)	(D)	(D)	(D)
7999 pt., 84	Other recreation and amusements, including museums	268 002	39 313	9 940	7
80	Health services	750 123	62 044	27 804	12
801	Offices and clinics of doctors of medicine	828 695	97 278	49 912	9
8011 pt.	Offices of doctors of medicine	783 922	95 552	50 714	8
8011 pt.	General medical clinics	2 447 039	123 009	37 945	20
802	Offices and clinics of dentists	351 947	63 036	25 095	6
803	Offices and clinics of doctors of osteopathy	339 211	74 080	27 517	5
804	Offices and clinics of other health practitioners	266 242	63 911	22 527	4
8041	Offices and clinics of chiropractors	225 777	71 564	22 435	3
8042	Offices and clinics of optometrists	294 279	72 407	21 043	4
8043	Offices and clinics of podiatrists	250 229	66 348	23 616	4
8049	Offices and clinics of health practitioners, n.e.c.	278 402	52 811	23 503	5
805	Nursing and personal care facilities	1 871 651	26 525	13 351	71
8051	Skilled nursing care facilities	2 590 475	26 601	13 518	97
8052	Intermediate care facilities	883 639	24 786	12 109	36
8059	Nursing and personal care facilities, n.e.c.	529 440	28 324	12 804	19
806	Hospitals	19 435 630	69 782	22 611	279
8062	General medical and surgical hospitals	29 480 417	69 434	21 954	425
8063, 9	Specialty hospitals	11 399 800	70 514	23 992	162
807, 8, 9	Other health services	1 135 647	56 839	18 690	20
807	Medical and dental laboratories	1 314 303	82 851	21 599	16
8071	Medical laboratories	3 866 485	91 530	21 957	42
8072	Dental laboratories	190 906	44 896	20 032	4
808	Home health care services	1 039 439	27 333	14 147	38
809	Miscellaneous health and allied services, n.e.c.	983 451	87 141	25 308	11
8092	Kidney dialysis centers	2 003 234	110 119	24 710	18
8093	Specialty outpatient facilities, n.e.c.	755 224	72 234	25 457	10
8099	Health and allied services, n.e.c.	779 365	88 802	25 714	9
81	Legal services	442 512	87 485	31 889	5
823, 4, 9	Selected educational services	251 498	43 292	16 545	6
823	Libraries	(D)	(D)	(D)	(D)
824	Vocational schools	456 887	53 885	21 027	8
829	Schools and educational services, n.e.c.	(D)	(D)	(D)	(D)
83	Social services	213 244	21 585	9 008	10
835	Child day care services	143 550	17 020	8 062	8
832, 3, 6, 9	Other social services	345 549	27 374	10 208	13
87 ex. 8733	Engineering, accounting, research, management, and related services (except noncommercial research organizations)	546 042	73 291	29 561	7
871	Engineering, architectural, and surveying services	716 015	91 815	35 483	8
8711	Engineering services	1 160 302	108 018	40 123	11
8712	Architectural services	472 096	82 484	34 679	6
8713	Surveying services	163 058	36 060	17 528	5
872	Accounting, auditing, and bookkeeping services	322 515	55 991	23 718	6
873 ex. 8733	Research, development, and testing services (except noncommercial research organizations)	1 163 569	72 437	28 769	16
8731	Commercial physical and biological research	1 410 137	94 009	37 960	15
8732	Commercial economic, sociological, and educational research	758 724	55 516	18 101	14
8734	Testing laboratories	1 348 753	70 469	30 242	19
874	Management and public relations services	530 158	67 824	28 388	8
8741	Management services	817 140	61 518	25 725	13
8742	Management consulting services	404 700	82 609	34 514	5
8743	Public relations services	434 762	88 856	30 197	5
8744	Facilities support management services	1 403 261	48 828	25 977	29
8748	Business consulting services, n.e.c.	322 616	57 275	23 480	6
89	Services, n.e.c.	776 517	94 897	35 237	8

¹Based on number of employees for pay period including March 12.

Table 2b. Selected Ratios for Firms Exempt From Federal Income Tax for the State: 1992

[Includes only establishments with payroll. For meaning of abbreviations and symbols, see introductory text. For explanation of terms and comparability of 1987 and 1992 censuses, see appendix A]

SIC code	Kind of business or operation	Revenue		Expenses		Annual payroll per employee ¹ (dollars)	Employees per establishment ¹ (number)
		Per establishment (dollars)	Per employee ¹ (dollars)	Per establishment (dollars)	Per employee ¹ (dollars)		
	Total	2 043 617	52 789	1 910 746	49 357	22 420	39
7032, 704	Camps and membership lodging	335 592	44 288	322 338	42 539	11 866	8
792, 7991 pt., 7997, 7999 pt., 84	Selected amusement, recreation, and related services	508 427	38 310	486 656	36 670	15 022	13
8011 pt.; 8021 pt.; 805, 6, 8, 9	Selected health services	15 739 842	56 992	14 707 017	53 252	25 129	276
8011 pt., 8021 pt., 805	Clinics of doctors of medicine and dentists	3 021 038	112 523	2 879 215	107 241	19 786	27
	Nursing and personal care facilities	2 116 287	25 855	2 088 250	25 513	13 067	82
806	Hospitals	46 831 306	59 397	43 635 476	55 343	26 492	788
8062	General medical and surgical hospitals	51 907 661	60 555	48 169 677	56 195	26 373	857
8063, 9	Specialty hospitals	19 463 130	46 582	19 190 217	45 929	27 801	418
808, 9	Other health services	1 492 796	36 708	1 405 925	34 572	18 441	41
8111 pt.	Legal aid societies and similar legal services	843 452	80 206	469 903	44 684	26 071	11
823, 4, 9	Selected educational services	574 750	48 032	604 443	50 514	21 688	12
83	Social services	467 293	31 358	416 839	27 972	12 450	15
835	Child day care services	166 428	15 759	158 146	14 974	8 817	11
832, 3, 6, 9	Other social services	563 594	34 595	499 642	30 669	13 204	16
832	Individual and family social services	427 295	35 866	418 291	35 111	15 045	12
833	Job training and vocational rehabilitation services	873 106	18 206	836 560	17 444	8 194	48
836	Residential care	655 268	31 006	647 315	30 629	14 017	21
839	Social services, n.e.c.	587 141	73 690	388 020	48 699	17 973	8
861, 2, 4, 9	Selected membership organizations	379 034	52 393	356 813	49 321	15 766	7
861	Business associations	343 645	81 346	310 163	73 420	25 986	4
864	Civic, social, and fraternal associations	308 136	34 237	289 045	32 116	10 434	9
862, 9	Other membership organizations	548 724	82 200	531 094	79 559	23 494	7
873, 4 ex. 8744	Research, testing, and consulting services, except facilities support management services	3 223 523	91 793	3 350 883	95 420	36 518	35
873	Research, development, and testing services	3 960 000	91 997	4 119 393	95 700	36 697	43
874 ex. 8744	Management and public relations services, except facilities support management services	244 136	80 164	241 909	79 433	26 254	3

¹Based on number of employees for pay period including March 12.

Table 3a. Comparative Statistics for Firms Subject to Federal Income Tax for the State: 1992 and 1987

[Includes only establishments with payroll. For meaning of abbreviations and symbols, see introductory text. For explanation of terms and comparability of 1987 and 1992 censuses, see appendix A]

SIC code	Kind of business or operation	Establishments		Receipts			Annual payroll			Paid employees for pay period including March 12	
		1992 (number)	1987 (number)	1992 (\$1,000)	1987 (\$1,000)	Percent change 1987 to 1992	1992 (\$1,000)	1987 (\$1,000)	Percent change 1987 to 1992	1992 (number)	1987 (number)
	Total	42 243	36 016	22 154 533	12 829 836	72.7	8 410 349	4 928 270	70.7	425 019	331 402
70 ex. 704	Hotels, rooming houses, camps, and other lodging places (except membership lodging)	1 438	1 307	1 161 892	929 665	25.0	314 936	244 248	28.9	29 376	29 099
7011	Hotels and motels	1 262	1 132	1 111 140	876 864	26.7	302 920	233 258	29.9	28 543	28 085
7011 pt.	Hotels	598	362	831 026	529 984	56.8	233 294	150 007	55.5	21 193	17 796
7011 pt.	Hotels, 25 guestrooms or more	482	277	814 487	520 705	56.4	229 682	147 687	55.5	20 713	17 522
7011 pt.	Hotels, less than 25 guestrooms	116	85	16 539	9 279	78.2	3 612	2 320	55.7	480	274
7011 pt.	Motels, motor hotels, and tourist courts	664	770	280 114	346 880	-19.2	69 626	83 251	-16.4	7 350	10 289
7011 pt.	Motels, tourist courts	595	693	218 672	288 203	-24.1	51 959	68 227	-23.8	5 495	8 498
7011 pt.	Motor hotels	69	77	61 442	58 677	4.7	17 667	15 024	17.6	1 855	1 791
702, 3	Other lodging places	176	175	50 752	52 801	-3.9	12 016	10 990	9.3	833	1 014
702	Rooming and boarding houses	29	33	4 707	2 945	59.8	923	869	6.2	95	112
703	Camps and recreational vehicle parks	147	142	46 045	49 856	-7.6	11 093	10 121	9.6	738	902

Table 3a. Comparative Statistics for Firms Subject to Federal Income Tax for the State: 1992 and 1987 — Con.

[Includes only establishments with payroll. For meaning of abbreviations and symbols, see introductory text. For explanation of terms and comparability of 1987 and 1992 censuses, see appendix A]

SIC code	Kind of business or operation	Establishments		Receipts			Annual payroll			Paid employees for pay period including March 12	
		1992 (number)	1987 (number)	1992 (\$1,000)	1987 (\$1,000)	Percent change 1987 to 1992	1992 (\$1,000)	1987 (\$1,000)	Percent change 1987 to 1992	1992 (number)	1987 (number)
72	Personal services -----	4 897	4 602	1 145 399	810 550	41.3	385 504	279 642	37.9	32 389	28 136
721	Laundry, cleaning, and garment services -----	1 560	1 420	485 326	349 153	39.0	169 141	123 860	36.6	13 687	12 377
7211	Power laundries, family and commercial* -----	50	44	15 496	12 958	19.6	6 199	5 698	8.8	630	679
7213	Linen supply* -----	26	24	73 773	52 880	39.5	26 596	18 552	43.4	1 458	1 414
7215	Coin-operated laundries and drycleaning -----	387	382	56 721	37 844	49.9	11 381	8 383	35.8	1 257	1 254
7216	Drycleaning plants, except rug cleaning* -----	677	644	172 653	131 556	31.2	71 509	52 596	36.0	6 607	6 023
7217	Carpet and upholstery cleaning -----	204	155	31 849	20 616	54.5	10 647	7 407	43.7	885	762
7218	Industrial laundries* -----	43	32	113 310	82 188	37.9	35 252	27 534	28.0	2 120	1 777
7212, 9	Other laundry, cleaning, and garment services* -----	173	139	21 524	11 111	93.7	7 557	3 690	104.8	730	468
722	Photographic studios, portrait -----	327	232	139 823	82 352	69.8	39 057	21 166	84.5	2 542	1 734
723, 4	Beauty and barber shops -----	1 743	1 802	188 690	143 574	31.4	82 990	66 557	24.7	6 703	6 660
723	Beauty shops -----	1 587	1 592	173 843	130 062	33.7	75 650	59 732	26.6	6 234	6 105
724	Barber shops -----	156	210	14 847	13 512	9.9	7 340	6 825	7.5	469	555
725	Shoe repair shops and shoeshine parlors -----	84	95	8 940	6 979	28.1	2 303	1 856	24.1	169	226
726	Funeral service and crematories -----	458	453	208 567	159 448	30.8	57 954	44 393	30.5	2 921	2 867
729	Miscellaneous personal services -----	725	600	114 053	69 044	65.2	34 059	21 810	56.2	6 367	4 272
7291	Tax return preparation services -----	265	228	44 193	22 374	97.5	15 752	8 311	89.5	4 642	2 364
7299	Miscellaneous personal services, n.e.c. -----	460	372	69 860	46 670	49.7	18 307	13 499	35.6	1 725	1 908
73	Business services -----	7 100	5 376	4 974 404	2 667 881	86.5	2 002 717	1 100 986	81.9	124 070	96 923
731	Advertising -----	422	372	268 599	187 062	43.6	91 701	66 199	38.5	3 687	2 598
7311	Advertising agencies -----	300	263	183 132	121 308	51.0	67 631	50 931	32.8	2 121	1 859
7312	Outdoor advertising services -----	45	39	39 066	42 159	-7.3	9 381	8 703	7.8	360	335
7313	Radio, television, publishers' advertising representatives -----	36	36	19 642	15 913	23.4	7 355	4 371	68.3	268	196
7319	Advertising, n.e.c. -----	41	34	26 759	7 682	248.3	7 334	2 194	234.3	938	208
732	Consumer credit reporting agencies, mercantile reporting agencies, and adjustment and collection agencies -----	132	120	125 395	81 825	53.2	39 879	25 394	57.0	1 671	1 747
7322	Adjustment and collection services -----	96	71	44 025	26 243	67.8	17 852	9 966	79.1	748	606
7323	Credit reporting services -----	36	49	81 370	55 582	46.4	22 027	15 428	42.8	923	1 141
733	Mailing, reproduction, commercial art and photography, and stenographic services -----	590	450	317 933	189 631	67.7	83 204	55 977	48.6	4 296	3 737
7331	Direct mail advertising services -----	66	67	141 090	76 577	84.2	27 808	16 063	73.1	1 688	1 603
7334	Photocopying and duplicating services -----	57	42	24 867	13 201	88.4	7 579	3 647	107.8	436	249
7335, 6	Commercial photography, art, and graphics -----	334	250	134 369	92 827	44.8	41 366	33 615	23.1	1 765	1 643
7335	Commercial photography -----	100	78	54 927	43 578	26.0	20 076	16 673	20.4	853	808
7336	Commercial art and graphic design -----	234	172	79 442	49 249	61.3	21 290	16 942	25.7	912	835
7338	Secretarial and court reporting services -----	133	91	17 607	7 026	150.6	6 451	2 652	143.3	407	242
734	Services to dwellings and other buildings -----	1 783	1 440	468 506	304 148	54.0	226 510	153 505	47.6	22 616	21 547
7342	Disinfecting and pest control services -----	328	299	122 299	82 574	48.1	48 607	32 340	50.3	2 478	2 242
7349	Building cleaning and maintenance services, n.e.c. -----	1 455	1 141	346 207	221 574	56.2	177 903	121 165	46.8	20 138	19 305
735	Miscellaneous equipment rental and leasing -----	572	505	327 624	244 364	34.1	75 360	54 957	37.1	3 431	3 263
7352	Medical equipment rental and leasing -----	80	46	64 490	22 292	189.3	16 098	5 558	189.6	668	246
7353	Heavy construction equipment rental and leasing -----	64	64	51 449	40 180	28.0	10 926	9 161	19.3	439	515
7359	Equipment rental and leasing, n.e.c. -----	428	395	211 685	181 892	16.4	48 336	40 238	20.1	2 324	2 502
736	Personnel supply services -----	817	585	861 317	439 159	96.1	586 281	309 992	89.1	51 291	38 922
7361	Employment agencies -----	295	255	100 652	65 005	54.8	50 051	35 822	39.7	3 181	3 119
7363	Help supply services -----	522	330	760 665	374 154	103.3	536 230	274 170	95.6	48 110	35 803
737	Computer programming, data processing, and other computer related services -----	1 102	664	1 672 611	716 778	133.4	576 952	233 297	147.3	15 063	8 357
7371, 2, 3	Computer programming, prepackaged software, and integrated systems -----	694	384	988 668	412 673	139.6	350 833	134 727	160.4	8 760	4 184
7371	Computer programming services -----	456	259	298 828	118 703	151.7	153 307	60 277	154.3	3 626	1 933
7372	Prepackaged software -----	128	47	509 077	147 652	244.8	148 809	40 401	268.3	3 753	1 157
7373	Computer integrated systems -----	110	78	180 763	146 318	23.5	48 717	34 049	43.1	1 381	1 094
7374, 5, 6	Data processing services -----	144	135	360 894	175 814	105.3	122 728	59 973	104.6	4 048	2 922
7374, 5	Computer processing, information retrieval -----	135	121	(D)	163 359	(D)	(D)	55 323	(D)	HH	2 735
7376	Computer facilities management services -----	9	14	(D)	12 455	(D)	(D)	4 650	(D)	AA	187
7377, 8, 9	Computer rental and leasing, maintenance, and related services, n.e.c. -----	264	145	323 049	128 291	151.8	103 391	38 597	167.9	2 255	1 251
7377	Computer rental and leasing -----	13	19	6 111	5 210	17.3	1 515	1 063	42.5	54	63
7378	Computer maintenance and repair -----	105	61	127 343	78 349	62.5	27 629	19 480	41.8	847	618
7379	Computer related services, n.e.c. -----	146	65	189 595	58 732	222.8	74 247	29 685	150.1	1 354	869
738	Miscellaneous business services -----	1 682	1 240	932 419	504 914	84.7	322 830	201 665	60.1	22 015	16 752
7381, 2	Detective agencies and protective services -----	305	244	235 017	161 111	45.9	137 254	99 446	38.0	11 674	9 295
7381	Detective, guard, and armored car services -----	238	193	179 358	130 146	37.8	118 053	88 873	32.8	10 837	8 659
7382	Security systems services -----	67	51	55 659	30 965	79.7	19 201	10 573	81.6	837	636
7383	News syndicates -----	11	11	9 063	12 472	-27.3	1 798	4 354	-58.7	115	88
7384	Photofinishing laboratories* -----	199	142	79 109	90 099	-12.2	22 266	24 952	-10.8	1 469	2 111
7389	Business services, n.e.c. -----	1 167	843	609 230	241 232	152.5	161 512	72 913	121.5	8 757	5 258
7389 pt.	Sign painting shops -----	72	66	13 863	7 121	94.7	4 083	1 900	114.9	302	194
7389 pt.	Interior designing -----	190	119	55 354	24 207	128.7	9 396	4 681	100.7	499	326
7389 pt.	Telephone answering services -----	52	65	9 829	8 399	17.0	4 260	3 743	13.8	408	409
7389 pt.	Other business services -----	853	593	530 184	201 505	163.1	143 773	62 589	129.7	7 548	4 329

Table 3a. Comparative Statistics for Firms Subject to Federal Income Tax for the State: 1992 and 1987 — Con.

[Includes only establishments with payroll. For meaning of abbreviations and symbols, see introductory text. For explanation of terms and comparability of 1987 and 1992 censuses, see appendix A]

SIC code	Kind of business or operation	Establishments		Receipts			Annual payroll			Paid employees for pay period including March 12	
		1992 (number)	1987 (number)	1992 (\$1,000)	1987 (\$1,000)	Percent change 1987 to 1992	1992 (\$1,000)	1987 (\$1,000)	Percent change 1987 to 1992	1992 (number)	1987 (number)
75	Automotive repair, services, and parking ----	4 302	3 777	1 477 679	1 093 861	35.1	335 175	251 072	33.5	19 368	17 827
751	Automotive rental and leasing, without drivers -----	291	282	510 355	370 106	37.9	75 589	58 901	28.3	3 580	3 378
7513	Truck rental and leasing, without drivers ----	134	124	265 081	220 044	20.5	36 021	37 520	-4.0	1 577	1 811
7514, 5	Passenger car rental and leasing -----	137	131	239 083	142 759	67.5	38 215	19 249	98.5	1 933	1 428
7519	Utility trailer and recreational vehicle rental -----	20	27	6 191	7 303	-15.2	1 353	2 132	-36.5	70	139
752	Automobile parking -----	92	114	15 740	11 465	37.3	3 103	1 973	57.3	343	283
753	Automotive repair shops -----	3 390	3 043	845 780	652 535	29.6	224 827	171 976	30.7	12 014	11 692
7532	Top, body, and upholstery repair shops and paint shops -----	824	766	204 785	182 495	12.2	58 349	48 457	20.4	2 968	3 082
7532 pt.	Top and body repair shops -----	756	706	189 796	170 197	11.5	53 952	44 462	21.3	2 736	2 808
7532 pt.	Paint shops -----	68	60	14 989	12 298	21.9	4 397	3 995	10.1	232	274
7538	General automotive repair shops -----	1 792	1 535	399 277	273 509	46.0	103 921	73 233	41.9	5 688	5 262
7538 pt.	General automotive repair shops, except diesel -----	1 582	1 390	323 223	232 359	39.1	83 760	62 347	34.3	4 687	4 455
7538 pt.	Diesel repair shops -----	210	145	76 054	41 150	84.8	20 161	10 886	85.2	1 001	807
7533, 4, 6, 7, 9	Other automotive repair shops -----	774	742	241 718	196 531	23.0	62 557	50 286	24.4	3 358	3 348
7533	Automotive exhaust system repair shops -----	122	101	34 022	20 443	66.4	8 619	5 576	54.6	437	352
7534	Tire retreading and repair shops -----	96	144	57 612	71 736	-19.7	11 770	14 230	-17.3	656	1 036
7536	Automotive glass replacement shops ----	122	86	36 949	22 841	61.8	9 822	5 908	66.2	510	374
7537	Automotive transmission repair shops -----	139	133	35 877	24 888	44.2	11 378	7 218	57.6	611	473
7539	Automotive repair shops, n.e.c. -----	295	278	77 258	56 623	36.4	20 968	17 354	20.8	1 144	1 113
7539 pt.	Radiator repair -----	74	87	18 237	14 111	29.2	4 605	3 984	15.6	272	297
7539 pt.	Brake, front end, and wheel alignment -----	101	106	27 554	27 581	-1	7 625	8 590	-11.2	394	468
7539 pt.	Automotive electrical and fuel system services -----	95	63	23 856	12 756	87.0	6 567	3 677	78.6	355	288
7539 pt.	Other automotive repair shops, n.e.c. ----	25	22	7 611	3 614	110.6	2 171	1 227	76.9	123	82
754	Automotive services, except repair -----	529	338	105 804	59 755	77.1	31 656	18 222	73.7	3 431	2 474
7542	Carwashes -----	320	244	51 226	38 770	32.1	15 823	12 082	31.0	2 075	1 969
7549	Automotive services, except repair and carwashes -----	209	94	54 578	20 985	160.1	15 833	6 140	157.9	1 356	505
76	Miscellaneous repair services -----	2 079	1 859	681 449	436 047	56.3	208 851	128 138	63.0	10 362	7 994
762	Electrical repair shops -----	586	487	236 837	142 112	66.7	77 165	42 371	82.1	3 501	2 334
7622	Radio and television repair shops -----	180	194	49 404	40 309	22.6	14 744	12 399	18.9	806	828
7623, 9	Other electrical and electronic repair shops -----	406	293	187 433	101 803	84.1	62 421	29 972	108.3	2 695	1 506
7623	Refrigeration and air-conditioning service and repair shops -----	107	96	63 946	45 616	40.2	17 865	13 559	31.8	637	580
7629	Electrical and electronic repair shops, n.e.c. -----	299	197	123 487	56 187	119.8	44 556	16 413	171.5	2 058	926
763	Watch, clock, and jewelry repair -----	37	28	3 524	2 624	34.3	855	769	11.2	67	62
764	Reupholstery and furniture repair -----	272	274	34 574	26 930	28.4	11 159	8 588	29.9	856	851
769	Miscellaneous repair and related services ----	1 184	1 070	406 514	264 381	53.8	119 672	76 410	56.6	5 938	4 747
7692	Welding repair -----	200	219	44 185	39 105	13.0	11 774	11 923	-1.2	691	774
7694	Armature rewinding shops -----	89	103	50 723	50 414	.6	16 483	16 598	-7	811	910
7699	Repair shops and related services, n.e.c. ----	895	748	311 606	174 862	78.2	91 415	47 889	90.9	4 436	3 063
78, 79, 84	Amusement and recreation services, including motion pictures and museums ---	2 921	2 242	1 266 239	626 836	102.0	298 756	163 837	82.3	24 758	17 998
781, 2	Motion picture production, distribution, and services -----	130	87	135 252	61 469	120.0	21 004	14 462	45.2	754	787
783	Motion picture theaters -----	184	187	105 147	64 635	62.7	15 927	10 082	58.0	2 243	1 976
7832	Motion picture theaters, except drive-in ----	178	164	104 620	62 591	67.1	15 834	9 564	65.6	2 231	1 882
7833	Drive-in motion picture theaters -----	6	23	527	2 044	-74.2	93	518	-82.0	12	94
784	Video tape rental -----	666	410	139 369	56 668	145.9	25 877	12 078	114.2	3 530	1 685
792	Theatrical producers (except motion picture), bands, orchestras, and entertainers -----	101	74	79 795	13 425	494.4	9 352	4 056	130.6	352	388
7922	Theatrical producers (except motion picture) and miscellaneous theatrical services -----	48	28	71 820	5 140	1 297.3	7 153	1 506	375.0	223	122
7929	Bands, orchestras, actors, and other entertainers and entertainment groups ----	53	46	7 975	6 524	22.2	2 199	1 837	19.7	129	203
793	Bowling centers -----	86	96	43 273	31 288	38.3	12 185	8 744	39.4	1 415	1 082
79 ex. 792, 3, 84	Commercial sports and other amusement and recreation services, including museums ----	1 754	1 388	763 403	399 351	91.2	214 411	114 415	87.4	16 464	12 080
794	Commercial sports -----	146	85	198 235	68 842	188.0	56 871	16 000	255.4	1 334	595
7941	Professional sports clubs, managers, promoters -----	32	19	36 144	25 585	41.3	18 814	3 691	409.7	227	130
7948	Racing, including track operation -----	114	66	162 091	43 257	274.7	38 057	12 309	209.2	1 107	465
79 ex. 792, 3, 4, 84	Other amusement and recreation services, including museums -----	1 608	1 303	565 168	330 509	71.0	157 540	98 415	60.1	15 130	11 485
791	Dance studios, schools, and halls -----	158	130	16 886	9 647	75.0	4 564	2 657	71.8	623	500
7991	Physical fitness facilities -----	214	230	52 136	38 434	35.7	14 165	12 290	15.3	2 356	2 087
7992	Public golf courses -----	140	109	74 618	39 718	87.9	19 281	10 712	80.0	1 421	964
7993	Coin-operated amusement devices -----	138	109	51 050	32 840	55.5	10 916	7 613	43.4	815	780
7996	Amusement parks -----	28	25	37 707	30 147	25.1	11 427	9 748	17.2	1 928	1 406
7997	Membership sports and recreation clubs -----	272	250	154 172	86 589	78.1	52 586	30 487	72.5	3 570	2 648
7999, 84	Amusement and recreation services, including museums, n.e.c. -----	658	450	178 599	93 134	91.8	44 601	24 908	79.1	4 417	3 100

Table 3a. Comparative Statistics for Firms Subject to Federal Income Tax for the State: 1992 and 1987 — Con.

[Includes only establishments with payroll. For meaning of abbreviations and symbols, see introductory text. For explanation of terms and comparability of 1987 and 1992 censuses, see appendix A]

SIC code	Kind of business or operation	Establishments		Receipts			Annual payroll			Paid employees for pay period including March 12	
		1992 (number)	1987 (number)	1992 (\$1,000)	1987 (\$1,000)	Percent change 1987 to 1992	1992 (\$1,000)	1987 (\$1,000)	Percent change 1987 to 1992	1992 (number)	1987 (number)
80	Health services -----	8 874	7 784	6 656 588	3 580 890	85.9	2 983 029	1 659 817	79.7	107 289	74 010
801	Offices and clinics of doctors of medicine ---	3 826	3 656	3 170 587	1 899 821	66.9	1 626 766	1 012 314	60.7	32 593	26 619
8011 pt.	Offices of doctors of medicine -----	3 723	3 573	2 918 542	1 811 999	61.1	1 549 016	976 029	58.7	30 544	25 206
8011 pt.	General medical clinics -----	103	83	252 045	87 822	187.0	77 750	36 285	114.3	2 049	1 413
802	Offices and clinics of dentists -----	2 162	2 034	760 910	486 536	56.4	302 919	190 468	59.0	12 071	10 095
803	Offices and clinics of doctors of osteopathy --	19	10	6 445	3 002	114.7	2 394	1 224	95.6	87	54
804	Offices and clinics of other health practitioners -----	1 574	1 098	419 065	194 464	115.5	147 711	61 293	141.0	6 557	3 736
8041	Offices and clinics of chiropractors -----	439	341	99 116	56 959	74.0	31 073	17 494	77.6	1 385	1 013
8042	Offices and clinics of optometrists -----	498	425	146 551	82 246	78.2	42 591	19 472	118.7	2 024	1 338
8043	Offices and clinics of podiatrists -----	140	114	35 032	17 766	97.2	12 469	5 955	109.4	528	322
8049	Offices and clinics of health practitioners, n.e.c. -----	497	218	138 366	37 493	269.0	61 578	18 372	235.2	2 620	1 063
805	Nursing and personal care facilities -----	458	313	857 216	404 613	111.9	431 466	192 286	124.4	32 317	20 886
8051	Skilled nursing care facilities -----	284	190	735 695	336 430	118.7	373 855	160 658	132.7	27 657	17 243
8052	Intermediate care facilities -----	83	49	73 342	32 324	126.9	35 832	16 132	122.1	2 959	2 132
8059	Nursing and personal care facilities, n.e.c. -	91	74	48 179	35 859	34.4	21 779	15 496	40.5	1 701	1 511
806	Hospitals -----	27	29	524 762	313 252	67.5	170 038	106 716	59.3	7 520	6 235
807, 8, 9	Other health services -----	808	644	917 603	280 796	226.8	301 735	96 360	213.1	16 144	6 408
807	Medical and dental laboratories -----	337	362	442 920	126 496	250.1	115 469	40 159	187.5	5 346	2 346
8071	Medical laboratories -----	103	115	398 248	93 876	324.2	95 537	27 030	253.4	4 351	1 461
8072	Dental laboratories -----	234	247	44 672	32 620	36.9	19 932	13 129	51.8	995	885
808	Home health care services -----	205	91	213 085	44 131	382.8	110 291	20 097	448.8	7 796	2 079
809	Miscellaneous health and allied services, n.e.c. -----	266	191	261 598	110 169	137.5	75 975	36 104	110.4	3 002	1 983
8092	Kidney dialysis centers -----	47	21	94 152	27 959	236.8	21 127	7 994	164.3	855	425
8093	Specialty outpatient facilities, n.e.c. -----	134	104	101 200	54 764	84.8	35 665	18 497	92.8	1 401	860
8099	Health and allied services, n.e.c. -----	85	66	66 246	27 446	141.4	19 183	9 613	99.6	746	698
81	Legal services -----	2 839	2 474	1 256 291	754 121	66.6	457 919	278 591	64.4	14 360	11 719
823, 4, 9	Selected educational services -----	257	173	64 635	40 493	59.6	24 702	15 597	58.4	1 493	1 324
823	Libraries -----	2	3	(D)	242	(D)	(D)	80	(D)	AA	6
824	Vocational schools -----	71	50	32 439	24 769	31.0	12 658	8 875	42.6	602	677
829	Schools and educational services, n.e.c. -----	184	120	(D)	15 482	(D)	(D)	6 642	(D)	FF	641
83	Social services -----	2 139	1 695	456 128	239 276	90.6	190 359	98 675	92.9	21 132	14 114
835	Child day care services -----	1 401	1 129	201 113	109 632	83.4	95 258	50 269	89.5	11 816	7 686
832, 3, 6, 9	Other social services -----	738	566	255 015	129 644	96.7	95 101	48 406	96.5	9 316	6 428
87 ex. 8733	Engineering, accounting, research, management, and related services (except noncommercial research organizations) -----	5 107	4 243	2 788 639	1 594 905	74.8	1 124 783	688 061	63.5	38 049	30 687
871	Engineering, architectural, and surveying services -----	1 707	1 464	1 222 238	724 715	68.7	472 349	329 978	43.1	13 312	13 436
8711	Engineering services -----	821	623	952 608	476 004	100.1	353 841	215 762	64.0	8 819	7 983
8712	Architectural services -----	405	408	191 199	181 357	5.4	80 385	81 116	-9	2 318	3 081
8713	Surveying services -----	481	433	78 431	67 354	16.4	38 123	33 100	15.2	2 175	2 372
872	Accounting, auditing, and bookkeeping services -----	1 909	1 606	615 682	410 953	49.8	260 800	165 573	57.5	10 996	8 533
873 ex. 8733	Research, development, and testing services (except noncommercial research organizations) -----	253	196	294 383	111 698	163.6	116 919	44 796	161.0	4 064	1 928
8731	Commercial physical and biological research -----	73	58	102 940	36 062	185.5	41 566	15 595	166.5	1 095	534
8732	Commercial economic, sociological, and educational research -----	87	82	66 009	27 362	141.2	21 522	8 977	139.7	1 189	568
8734	Testing laboratories -----	93	56	125 434	52 442	139.2	53 831	21 789	147.1	1 780	895
874	Management and public relations services ---	1 238	977	656 336	347 539	88.9	274 715	147 714	86.0	9 677	6 790
8741	Management services -----	350	297	285 999	147 106	94.4	119 596	65 274	83.2	4 649	2 291
8742	Management consulting services -----	604	455	244 439	123 851	97.4	102 127	48 175	112.0	2 959	1 771
8743	Public relations services -----	84	75	36 520	18 672	95.6	12 411	6 948	78.6	411	358
8744	Facilities support management services ---	23	11	32 275	27 166	18.8	17 171	15 248	12.6	661	1 144
8748	Business consulting services, n.e.c. -----	177	139	57 103	30 744	85.7	23 410	12 069	94.0	997	1 226
89	Services, n.e.c. -----	290	484	225 190	55 311	307.1	83 618	19 606	326.5	2 373	1 571

Table 3b. Comparative Statistics for Firms Exempt From Federal Income Tax for the State: 1992 and 1987

[Includes only establishments with payroll. For meaning of abbreviations and symbols, see introductory text. For explanation of terms and comparability of 1987 and 1992 censuses, see appendix A]

SIC code	Kind of business or operation	Establishments		Expenses			Annual payroll			Paid employees for pay period including March 12	
		1992 (number)	1987 (number)	1992 (\$1,000)	1987 (\$1,000)	Percent change 1987 to 1992	1992 (\$1,000)	1987 (\$1,000)	Percent change 1987 to 1992	1992 (number)	1987 (number)
	Total -----	4 784	3 884	9 141 008	4 773 507	91.5	4 152 246	2 256 418	84.0	185 201	139 526
7032, 704	Camps and membership lodging -----	71	77	22 886	17 024	34.4	6 384	5 216	22.4	538	544
792, 7991 pt., 7997, 7999 pt., 84	Selected amusement, recreation, and related services -----	468	401	227 755	138 242	64.8	93 300	56 399	65.4	6 211	4 730
792	Theatrical producers (except motion picture), bands, orchestras, and entertainers -----	75	49	33 743	19 233	75.4	13 314	8 506	56.5	937	544
7991 pt., 7997	Gymnasiums, athletic clubs, and membership sports and recreation clubs -----	311	278	163 305	99 428	64.2	66 935	41 038	63.1	4 321	3 489
7999 pt. 84	Fairs -----	9	9	1 499	1 007	48.9	344	243	41.6	13	59
	Museums, art galleries, and botanical and zoological gardens -----	73	65	29 208	18 574	57.3	12 707	6 612	92.2	940	638
8011 pt.; 8021 pt.; 805, 6, 8, 9	Selected health services -----	481	369	7 074 075	3 643 885	94.1	3 338 138	1 805 993	84.8	132 841	100 883
8011 pt., 8021 pt.	Clinics of doctors of medicine and dentists -----	79	62	227 458	70 376	223.2	41 966	23 411	79.3	2 121	1 291
805	Nursing and personal care facilities -----	108	74	225 531	113 699	98.4	115 514	60 673	90.4	8 840	5 956
806	Hospitals -----	147	142	6 414 415	3 400 858	88.6	3 070 419	1 692 424	81.4	115 902	91 577
808, 9	Other health services -----	147	91	206 671	58 952	250.6	110 239	29 485	273.9	5 978	2 059
808	Home health care services -----	56	27	116 242	21 139	449.9	67 748	11 894	469.6	4 059	1 018
809	Miscellaneous health and allied services, n.e.c. -----	91	64	90 429	37 813	139.1	42 491	17 591	141.5	1 919	1 041
8111 pt.	Legal aid societies and similar legal services -----	31	28	14 567	9 594	51.8	8 499	5 789	46.8	326	274
823, 4, 9	Selected educational services -----	88	54	53 191	21 833	143.6	22 837	8 719	161.9	1 053	809
83	Social services -----	1 926	1 506	802 831	437 923	83.3	357 338	202 236	76.7	28 701	21 846
835	Child day care services -----	467	394	73 854	45 253	63.2	43 483	28 094	54.8	4 932	4 070
832, 3, 6, 9	Other social services -----	1 459	1 112	728 977	392 670	85.6	313 855	174 142	80.2	23 769	17 776
861, 2, 4, 9	Selected membership organizations -----	1 608	1 380	573 755	310 203	85.0	183 403	104 933	74.8	11 633	8 008
861	Business associations -----	392	307	121 584	81 045	50.0	43 032	29 085	48.0	1 656	1 479
864	Civic, social, and fraternal associations -----	800	698	231 236	142 095	62.7	75 127	48 566	54.7	7 200	4 658
862, 9	Other membership organizations -----	416	375	220 935	87 063	153.8	65 244	27 282	139.1	2 777	1 871
873, 4 ex. 8744	Research, testing, and consulting services, except facilities support management services -----	111	69	371 948	204 111	82.2	142 347	71 092	100.2	3 898	2 562
873	Research, development, and testing services -----	89	63	366 626	202 816	80.8	140 588	70 570	99.2	3 831	2 538
8731	Commercial physical and biological research -----	7	4	(D)	(D)	(D)	(D)	(D)	(D)	GG	GG
8732	Commercial economic, sociological, and educational research -----	9	6	1 734	(D)	(D)	650	(D)	(D)	37	CC
8733	Noncommercial research organizations -----	67	45	(D)	100 055	(D)	(D)	21 833	(D)	GG	781
8734	Testing laboratories -----	6	8	(D)	(D)	(D)	(D)	(D)	(D)	FF	EE
874 ex. 8744	Management and public relations services, except facilities support management services -----	22	6	5 322	1 295	311.0	1 759	522	237.0	67	24

Table 4. Summary Statistics for Firms Subject to Federal Income Tax for Counties and for

[Includes only establishments with payroll. For meaning of abbreviations and symbols, see introductory text. For explanation of terms and comparability of 1987 and 1992 censuses, see

Geographic area	Establishments (number)	Receipts (\$1,000)	Annual payroll (\$1,000)	First-quarter payroll (\$1,000)	Paid employees for pay period including March 12 (number)	Selected kind-of-business or operation groups							
						Hotels, rooming houses, camps, and other lodging places (except membership lodging) (SIC 70 ex. 704)		Personal services (SIC 72)		Business services (SIC 73)		Automotive repair, services, and parking (SIC 75)	
						Number	Receipts (\$1,000)	Number	Receipts (\$1,000)	Number	Receipts (\$1,000)	Number	Receipts (\$1,000)
1 North Carolina	42 243	22 154 533	8 410 349	1 877 858	425 019	1 438	1 161 892	4 897	1 145 399	7 100	4 974 404	4 302	1 477 679
2 Alamance County	675	250 607	98 175	21 648	6 185	9	7 512	96	31 396	113	43 768	65	16 887
3 Burlington	410	175 388	71 175	15 753	4 319	8	(D)	55	13 846	75	30 587	38	11 562
4 Elon College	8	1 812	492	119	39	—	—	1	(D)	1	(D)	2	(D)
5 Gibsonville (part) ▲	12	(D)	(D)	(D)	BB	—	—	3	(D)	1	(D)	1	(D)
6 Graham	113	38 791	14 429	3 302	990	1	(D)	13	13 954	15	5 332	7	1 733
7 Mebane (part) ▲	33	9 114	3 720	805	242	—	—	11	1 698	3	(D)	4	(D)
8 Balance of county	99	(D)	(D)	(D)	FF	—	—	13	1 565	18	5 407	13	1 876
9 Alexander County	103	23 601	7 412	1 669	615	2	(D)	12	2 461	7	1 414	29	5 307
10 Alleghany County	43	8 119	2 701	598	189	5	746	9	1 109	3	(D)	2	(D)
11 Anson County	70	15 701	6 146	1 312	395	4	487	9	1 361	9	1 248	12	1 586
12 Wadesboro	44	8 283	2 942	620	172	4	487	8	(D)	7	(D)	2	(D)
13 Balance of county	26	7 418	3 204	692	223	—	—	1	(D)	2	(D)	10	(D)
14 Ashe County	81	15 940	5 725	1 326	444	5	810	11	1 543	8	1 155	7	841
15 Avery County	92	36 250	12 293	2 721	806	9	6 027	10	1 852	11	3 521	4	717
16 Beaufort County	239	103 751	27 331	5 905	1 748	11	3 912	36	4 991	19	(D)	30	7 844
17 Washington	163	90 404	24 052	5 150	1 458	6	2 495	25	4 125	16	(D)	18	5 080
18 Balance of county	76	13 347	3 279	755	290	5	1 417	11	866	3	(D)	12	2 764
19 Bertie County	48	9 730	3 233	691	263	1	(D)	9	963	5	566	5	718
20 Bladen County	111	30 253	10 113	2 176	646	10	1 908	15	1 715	14	4 855	8	2 378
21 Elizabethtown	50	18 109	6 545	1 522	415	1	(D)	6	1 033	10	4 623	3	591
22 Balance of county	61	12 144	3 568	654	231	9	(D)	9	682	4	232	5	1 787
23 Brunswick County	262	90 110	26 116	6 233	1 841	18	5 648	17	2 254	28	4 685	26	5 315
24 Long Beach	9	803	236	40	18	3	380	—	—	—	—	—	—
25 Balance of county	253	89 307	25 880	6 193	1 823	15	5 268	17	2 254	28	4 685	26	5 315
26 Buncombe County	1 544	740 362	317 790	69 520	14 522	73	(D)	144	31 746	235	108 341	136	(D)
27 Asheville	1 113	628 812	279 142	61 620	12 043	47	(D)	101	26 575	154	85 343	91	22 677
28 Black Mountain	53	11 195	3 996	830	257	7	2 133	8	958	5	403	4	677
29 Woodfin	5	795	255	53	20	—	—	1	(D)	—	(D)	—	—
30 Balance of county	373	99 560	34 397	7 017	2 202	19	(D)	34	(D)	75	(D)	41	(D)
31 Burke County	305	100 200	42 604	9 230	2 676	8	4 877	30	6 122	36	8 939	30	6 708
32 Hickory (part) ▲	3	(D)	(D)	(D)	AA	—	—	—	—	2	(D)	—	—
33 Long View (part) ▲	—	—	—	—	—	—	—	—	—	—	—	—	—
34 Morganton	187	70 872	29 719	6 208	2 056	5	4 431	21	4 262	23	7 301	13	4 103
35 Valdese	20	5 374	2 364	544	57	—	—	2	(D)	2	(D)	1	(D)
36 Balance of county	95	(D)	(D)	(D)	FF	3	446	7	(D)	9	(D)	16	(D)
37 Cabarrus County	548	252 109	90 416	20 613	4 076	11	3 833	72	13 461	83	26 301	80	18 280
38 Concord	265	152 736	58 266	13 141	2 370	8	3 439	32	6 470	41	16 611	27	6 936
39 Kannapolis (part) ▲	111	23 182	8 151	1 915	531	—	—	27	4 803	13	3 142	21	(D)
40 Balance of county	172	76 191	23 999	5 557	1 175	3	394	13	2 188	29	6 548	32	(D)
41 Caldwell County	279	92 522	38 571	8 558	2 224	6	(D)	41	5 095	36	15 037	33	7 242
42 Gamewell	—	—	—	—	—	—	—	—	—	—	—	—	—
43 Granite Falls	38	11 699	4 746	1 005	327	—	—	5	1 095	3	587	6	1 712
44 Hudson	18	6 217	2 873	572	178	—	—	1	(D)	4	947	1	(D)
45 Lenoir	175	62 241	25 732	5 872	1 352	5	2 844	28	3 373	23	12 831	16	2 369
46 Sawmills ▲	—	—	—	—	—	—	—	—	—	—	—	—	—
47 Balance of county	48	12 365	5 220	1 109	367	1	(D)	7	(D)	6	672	10	(D)
48 Camden County	7	1 368	608	131	24	—	—	1	(D)	2	(D)	1	(D)
49 Elizabeth City (part) ▲	—	—	—	—	—	—	—	—	—	—	—	—	—
50 Balance of county	7	1 368	608	131	24	—	—	1	(D)	2	(D)	1	(D)
51 Carteret County	389	99 427	34 834	7 586	2 318	46	21 193	53	6 121	38	8 440	32	6 172
52 Beaufort	55	9 701	3 386	666	166	7	1 439	10	887	5	377	4	748
53 Morehead City	174	51 083	20 020	4 629	1 271	11	4 848	21	3 803	22	5 798	14	2 420
54 Newport	3	(D)	(D)	(D)	BB	—	—	1	(D)	—	(D)	—	—
55 Balance of county	157	(D)	(D)	(D)	FF	28	14 906	21	(D)	11	2 265	14	3 004
56 Caswell County	39	8 691	3 260	829	294	—	—	7	604	3	221	1	(D)
57 Catawba County	870	473 092	176 116	40 410	8 732	21	15 199	117	23 920	151	47 601	97	33 007
58 Conover	61	18 280	6 702	1 543	414	2	(D)	12	2 165	10	2 349	5	1 515
59 Hickory (part) ▲	560	(D)	(D)	(D)	II	13	(D)	75	18 950	98	(D)	61	24 866
60 Long View (part) ▲	2	(D)	(D)	(D)	AA	—	—	1	(D)	—	(D)	—	—
61 Newton	101	31 937	13 794	3 347	993	1	(D)	14	1 601	15	4 718	11	1 396
62 Balance of county	146	39 711	14 623	3 291	783	5	(D)	15	(D)	28	(D)	20	5 230
63 Chatham County	157	37 082	13 651	3 139	758	1	(D)	22	(D)	12	(D)	26	3 360
64 Siler City	66	17 370	6 748	1 559	382	1	(D)	14	1 348	1	(D)	7	833
65 Balance of county	91	19 712	6 903	1 580	376	—	—	8	(D)	11	(D)	19	2 527
66 Cherokee County	104	19 793	6 792	1 362	416	5	961	12	1 506	14	2 737	6	779
67 Andrews	9	1 270	563	68	25	1	(D)	2	(D)	1	(D)	—	—
68 Balance of county	95	18 523	6 229	1 294	391	4	(D)	10	(D)	13	(D)	6	779
69 Chowan County	70	22 547	9 157	2 151	579	9	1 428	7	911	4	2 088	4	(D)
70 Edenton	62	20 666	8 788	1 996	543	9	1 428	7	911	3	(D)	4	(D)
71 Balance of county	8	1 881	369	155	36	—	—	—	—	1	(D)	—	—
72 Clay County	31	3 651	1 158	262	76	—	—	3	(D)	6	236	7	570
73 Cleveland County	471	152 767	60 467	12 762	3 231	7	4 150	54	7 759	59	24 230	63	15 256
74 Kings Mountain (part) ▲	73	16 580	6 514	1 410	436	2	(D)	11	(D)	9	601	9	(D)
75 Shelby	262	101 801	44 080	9 284	2 224	5	(D)	34	5 431	34	14 479	26	9 599
76 Balance of county	136	34 386	9 873	2 068	571	—	—	9	(D)	16	9 150	28	(D)
77 Columbus County	232	72 195	29 182	6 340	1 749	4	1 987	28	4 177	21	2 929	33	8 849
78 Whiteville	107	43 582	19 461	4 176	1 026	1	(D)	14	2 622	9	1 821	6	1 537
79 Balance of county	125	28 613	9 721	2 164	723	3	(D)	14	1 555	12	1 108	27	7 312
80 Craven County	485	199 492	83 463	18 348	4 255	14	(D)	55	9 666	73	25 365	54	12 172
81 Havelock	74	21 396	8 400	2 204	695	2	(D)	13	1 542	15	4 132	6	1 688
82 New Bern	345	160 771	67 311	14 378	2 881	11	7 359	36	7 300	45	15 131	31	8 019
83 Balance of county	66	17 325	7 752	1 766	679	1	(D)	6	824	13	6 102	17	2 465

NC-20 NORTH CAROLINA

SERVICE INDUSTRIES—GEOGRAPHIC AREA SERIES

Places With 2,500 Inhabitants or More: 1992

appendix A. For information on geographic areas followed by ▲, see appendix F]

Selected kind-of-business or operation groups —Con.														
Miscellaneous repair services (SIC 76)		Amusement and recreation services, including motion pictures and museums (SIC 78, 79, 84)		Health services (SIC 80)		Legal services (SIC 81)		Selected educational services (SIC 823, 4, 9)		Social services (SIC 83)		Engineering, accounting, research, management, and related services (except noncommercial research organizations) (SIC 87 ex. 8733)		
Number	Receipts (\$1,000)	Number	Receipts (\$1,000)	Number	Receipts (\$1,000)	Number	Receipts (\$1,000)	Number	Receipts (\$1,000)	Number	Receipts (\$1,000)	Number	Receipts (\$1,000)	
2 079	681 449	2 921	1 266 239	8 874	6 656 588	2 839	1 256 291	257	64 635	2 139	456 128	5 107	2 788 639	1
45	16 984	42	12 519	148	82 513	40	11 423	3	(D)	47	(D)	64	17 724	2
26	11 806	24	6 286	112	69 906	16	7 763	1	(D)	20	3 416	33	11 375	3
—	(D)	—	(D)	2	(D)	—	(D)	—	(D)	2	(D)	—	(D)	4
1	(D)	2	(D)	2	(D)	1	(D)	—	(D)	—	(D)	1	(D)	5
3	(D)	6	3 105	20	4 344	22	(D)	—	(D)	6	771	20	5 217	6
1	(D)	4	(D)	6	2 033	1	(D)	—	(D)	2	(D)	1	(D)	7
14	(D)	6	1 432	6	4 852	—	(D)	2	(D)	17	(D)	9	(D)	8
4	(D)	11	1 712	17	8 860	7	1 047	—	(D)	4	533	7	960	9
—	(D)	4	1 127	10	3 862	4	587	—	(D)	1	(D)	5	302	10
3	(D)	5	1 606	12	5 476	8	1 552	—	(D)	2	(D)	6	1 272	11
—	(D)	1	(D)	9	(D)	8	1 552	—	(D)	—	(D)	5	(D)	12
3	(D)	4	(D)	3	(D)	—	(D)	—	(D)	2	(D)	1	(D)	13
4	291	7	627	16	8 216	5	1 026	—	(D)	2	(D)	15	1 098	14
2	(D)	16	14 574	20	7 497	9	1 096	—	(D)	1	(D)	9	798	15
17	3 252	20	2 626	50	26 516	17	3 220	—	(D)	11	(D)	27	4 713	16
7	1 818	11	(D)	41	23 999	14	2 883	—	(D)	6	557	18	3 106	17
10	1 434	9	(D)	9	2 517	3	337	—	(D)	5	(D)	9	1 607	18
4	437	1	(D)	8	4 305	4	(D)	—	(D)	5	386	5	316	19
1	(D)	6	(D)	27	12 078	6	1 944	—	(D)	13	2 799	11	(D)	20
—	(D)	2	(D)	16	9 844	2	(D)	—	(D)	2	(D)	8	1 034	21
1	(D)	4	(D)	11	2 234	4	(D)	—	(D)	11	(D)	3	(D)	22
10	2 168	37	16 229	58	41 037	19	4 543	1	(D)	13	(D)	35	5 754	23
—	(D)	1	(D)	1	(D)	—	(D)	1	(D)	—	(D)	3	(D)	24
10	2 168	36	(D)	57	(D)	19	4 543	—	(D)	13	(D)	32	(D)	25
64	(D)	106	50 245	426	297 259	104	35 543	11	(D)	60	(D)	176	62 277	26
30	13 004	61	37 676	355	263 901	93	33 624	8	(D)	41	5 728	131	55 706	27
2	(D)	3	340	11	4 677	5	706	—	(D)	1	(D)	5	584	28
2	(D)	—	(D)	—	(D)	—	(D)	—	(D)	—	(D)	—	(D)	29
30	(D)	42	12 229	60	28 681	6	1 213	3	(D)	17	(D)	40	5 987	30
10	(D)	24	5 822	94	48 421	21	7 774	—	(D)	22	2 924	28	5 762	31
—	(D)	—	(D)	1	(D)	—	(D)	—	(D)	—	(D)	—	(D)	32
6	1 848	14	4 394	56	31 595	19	(D)	—	(D)	9	(D)	20	4 856	33
1	(D)	1	(D)	8	2 883	2	(D)	—	(D)	—	(D)	2	(D)	34
3	(D)	9	(D)	29	(D)	—	(D)	—	(D)	13	(D)	6	(D)	35
42	9 986	44	65 369	110	86 625	20	5 905	3	(D)	27	4 330	51	15 330	36
14	3 415	17	(D)	73	67 952	16	5 173	—	(D)	13	1 695	22	6 202	37
8	(D)	7	(D)	13	(D)	3	(D)	—	(D)	9	(D)	10	3 018	38
20	(D)	20	(D)	24	(D)	1	(D)	3	(D)	5	(D)	19	6 110	39
13	3 982	24	4 454	59	37 513	17	5 117	3	(D)	17	3 703	26	6 123	40
—	(D)	—	(D)	—	(D)	—	(D)	—	(D)	—	(D)	—	(D)	41
2	(D)	3	(D)	5	5 192	1	(D)	—	(D)	5	1 034	5	583	42
1	(D)	1	(D)	7	2 037	—	(D)	—	(D)	—	(D)	3	(D)	43
8	3 664	14	2 448	41	24 249	15	(D)	2	(D)	8	(D)	14	3 559	44
—	(D)	—	(D)	—	(D)	—	(D)	—	(D)	—	(D)	—	(D)	45
2	(D)	6	(D)	6	6 035	1	(D)	1	(D)	4	(D)	4	(D)	46
1	(D)	—	(D)	—	(D)	—	(D)	—	(D)	—	(D)	—	(D)	47
1	(D)	—	(D)	—	(D)	—	(D)	—	(D)	—	(D)	—	(D)	48
1	(D)	—	(D)	—	(D)	—	(D)	—	(D)	—	(D)	—	(D)	49
20	2 871	47	10 701	70	29 140	24	6 792	—	(D)	18	3 364	38	4 516	50
4	333	2	(D)	10	1 991	7	2 852	—	(D)	1	(D)	4	583	51
5	790	15	3 132	49	22 420	12	3 235	—	(D)	9	2 115	16	2 522	52
—	(D)	—	(D)	—	(D)	—	(D)	—	(D)	2	(D)	—	(D)	53
11	1 748	30	(D)	11	4 729	5	705	—	(D)	6	(D)	18	1 411	54
1	(D)	5	730	8	4 892	5	1 298	—	(D)	5	609	3	(D)	55
48	21 270	52	14 414	196	240 840	47	15 984	3	(D)	37	8 071	100	52 494	56
4	2 120	3	(D)	12	5 678	1	(D)	—	(D)	6	2 102	6	1 288	57
20	8 585	28	7 826	139	(D)	36	12 635	1	(D)	12	(D)	76	48 088	58
—	(D)	1	(D)	—	(D)	—	(D)	—	(D)	—	(D)	—	(D)	59
7	2 731	5	719	22	15 887	10	(D)	—	(D)	5	432	10	1 116	60
17	7 834	15	(D)	23	(D)	—	(D)	1	(D)	14	(D)	8	2 002	61
16	(D)	6	969	35	18 932	10	2 942	—	(D)	13	(D)	15	3 064	62
5	753	3	(D)	22	12 218	5	1 099	—	(D)	3	(D)	5	634	63
11	(D)	3	(D)	13	6 714	5	1 843	—	(D)	10	(D)	10	2 430	64
2	(D)	7	948	33	9 479	10	1 807	—	(D)	3	(D)	11	1 108	65
—	(D)	—	(D)	4	937	—	(D)	—	(D)	1	(D)	—	(D)	66
2	(D)	7	948	29	8 542	10	1 807	—	(D)	2	(D)	11	1 108	67
5	931	5	(D)	20	11 607	5	736	—	(D)	5	1 017	6	2 150	68
3	(D)	3	(D)	20	11 607	5	736	—	(D)	3	(D)	5	(D)	69
2	(D)	2	(D)	—	(D)	—	(D)	—	(D)	2	(D)	1	(D)	70
1	(D)	2	(D)	6	1 746	4	620	—	(D)	1	(D)	1	(D)	71
32	10 384	31	7 102	114	63 917	21	5 945	3	(D)	41	4 788	42	7 877	72
6	(D)	2	(D)	21	9 384	3	851	—	(D)	3	(D)	6	(D)	73
10	2 881	12	4 481	78	49 060	18	5 094	2	(D)	16	1 743	25	5 718	74
16	(D)	17	(D)	15	5 473	—	(D)	1	(D)	22	(D)	11	(D)	75
12	(D)	19	2 304	57	37 791	19	5 703	—	(D)	—	(D)	16	2 095	76
3	(D)	11	1 680	37	28 575	14	2 796	—	(D)	6	(D)	6	1 445	77
9	(D)	8	624	20	9 216	5	2 907	—	(D)	16	(D)	10	650	78
21	(D)	35	6 968	115	81 867	35	23 420	1	(D)	14	6 502	65	18 596	79
3	(D)	8	1 115	8	3 491	3	(D)	—	(D)	3	(D)	12	5 962	80
11	(D)	23	5 491	102	74 205	30	22 785	—	(D)	8	5 003	46	12 100	81
7	(D)	4	362	5	4 171	2	(D)	1	(D)	3	(D)	7	534	82

Places With 2,500 Inhabitants or More: 1992 —Con.

appendix A. For information on geographic areas followed by ▲, see appendix F]

Selected kind-of-business or operation groups —Con.														
Miscellaneous repair services (SIC 76)		Amusement and recreation services, including motion pictures and museums (SIC 78, 79, 84)		Health services (SIC 80)		Legal services (SIC 81)		Selected educational services (SIC 823, 4, 9)		Social services (SIC 83)		Engineering, accounting, research, management, and related services (except noncommercial research organizations) (SIC 87 ex. 8733)		
Number	Receipts (\$1,000)	Number	Receipts (\$1,000)	Number	Receipts (\$1,000)	Number	Receipts (\$1,000)	Number	Receipts (\$1,000)	Number	Receipts (\$1,000)	Number	Receipts (\$1,000)	
70	20 229	82	34 529	273	242 672	97	36 341	13	2 188	67	13 652	111	45 230	1
36	10 095	52	26 702	192	193 159	88	34 155	8	1 679	32	6 119	84	23 944	2
1	(D)	4	968	4	2 550	2	(D)	1	(D)	5	621	3	(D)	3
3	326	3	638	3	820	1	(D)	1	(D)	2	(D)	1	(D)	4
30	(D)	23	6 221	74	46 143	6	(D)	4	(D)	28	(D)	23	20 869	5
7	938	4	347	7	2 226	3	625	—	—	7	383	2	(D)	6
10	2 034	53	12 555	30	10 702	18	6 895	1	(D)	4	(D)	30	6 387	7
1	(D)	1	(D)	—	—	1	(D)	1	(D)	—	—	5	967	8
9	(D)	52	(D)	30	10 702	17	(D)	—	—	4	(D)	25	5 420	9
29	5 699	39	18 094	107	64 641	42	10 287	1	(D)	33	4 893	42	9 789	10
—	—	—	—	—	—	—	—	—	—	—	—	—	—	11
6	1 197	11	2 192	57	26 603	26	8 137	1	(D)	8	(D)	23	5 029	12
6	(D)	9	5 109	30	29 554	16	2 150	—	—	9	1 382	9	1 895	13
17	(D)	19	10 793	20	8 484	—	—	—	—	16	(D)	10	2 865	14
8	(D)	14	7 334	30	14 437	7	1 856	—	—	9	(D)	8	7 578	15
2	(D)	2	(D)	21	8 645	7	1 856	—	—	4	621	3	(D)	16
6	(D)	12	(D)	9	5 792	—	—	—	—	5	(D)	5	(D)	17
11	2 382	14	(D)	36	12 976	15	2 922	—	—	24	5 001	16	2 420	18
—	—	—	—	—	—	—	—	—	—	1	(D)	—	—	19
3	(D)	3	173	11	4 030	4	987	—	—	5	774	7	949	20
1	(D)	—	—	5	969	4	741	—	—	1	(D)	—	—	21
7	(D)	11	(D)	20	7 977	7	1 194	—	—	17	(D)	9	1 471	22
45	13 642	87	34 438	298	431 700	110	49 581	6	(D)	74	17 980	221	218 929	23
—	—	—	—	2	(D)	—	—	1	(D)	—	—	2	(D)	24
39	11 907	64	28 150	249	(D)	96	41 369	4	(D)	53	11 990	141	101 512	25
6	1 735	23	6 288	47	(D)	14	8 212	1	(D)	21	5 990	78	(D)	26
16	4 622	10	3 535	39	59 698	23	13 552	—	—	11	1 180	24	4 958	27
12	(D)	3	(D)	9	7 107	6	(D)	—	—	5	(D)	12	3 388	28
2	(D)	6	(D)	25	51 202	15	(D)	—	—	6	(D)	9	(D)	29
2	(D)	1	(D)	5	1 389	2	(D)	—	—	—	—	3	(D)	30
91	23 124	122	51 953	449	461 493	155	101 942	19	3 604	74	22 035	262	121 363	31
6	1 611	7	4 782	13	13 338	2	(D)	2	(D)	4	(D)	11	2 300	32
—	—	—	—	—	—	—	—	—	—	—	—	—	—	33
9	3 309	12	5 833	27	13 023	11	1 944	2	(D)	11	(D)	19	5 661	34
—	—	—	—	1	(D)	—	—	—	—	1	(D)	2	(D)	35
1	(D)	—	—	1	(D)	—	—	—	—	—	—	—	(D)	36
57	12 287	80	35 849	374	410 946	138	99 257	14	(D)	51	10 921	197	103 960	37
18	(D)	23	5 489	34	(D)	4	(D)	1	(D)	7	(D)	32	(D)	38
6	(D)	15	3 075	26	26 067	8	2 325	2	(D)	9	(D)	13	1 338	39
6	(D)	7	1 007	20	20 664	8	2 325	—	—	1	(D)	6	(D)	40
6	(D)	8	2 068	6	5 403	—	—	2	(D)	8	(D)	7	(D)	41
72	29 285	67	12 975	196	124 604	55	19 855	5	746	49	9 372	92	26 700	42
6	678	4	538	11	4 307	2	(D)	—	—	4	1 299	8	1 065	43
4	715	1	(D)	4	746	—	—	—	—	1	(D)	1	(D)	44
—	—	2	(D)	12	6 893	1	(D)	1	(D)	5	259	5	(D)	45
2	(D)	1	(D)	5	1 183	—	—	—	—	2	(D)	2	(D)	46
33	9 459	46	9 997	145	104 421	48	18 389	3	(D)	29	5 530	56	20 814	47
1	(D)	1	(D)	—	—	—	—	—	—	—	—	—	(D)	48
1	(D)	2	(D)	—	—	—	—	—	—	—	—	—	(D)	49
4	567	3	(D)	6	1 880	3	942	—	—	3	(D)	2	(D)	50
2	(D)	1	(D)	2	(D)	—	—	—	—	1	(D)	2	(D)	51
19	(D)	6	(D)	11	(D)	1	(D)	1	(D)	4	519	15	(D)	52
1	(D)	1	(D)	1	(D)	—	—	—	—	—	—	7	1 319	53
1	(D)	2	(D)	5	3 238	3	366	—	—	—	—	2	(D)	54
7	1 510	10	965	33	13 360	11	2 380	—	—	14	2 174	16	6 952	55
3	(D)	4	366	26	8 523	10	(D)	—	—	7	1 141	10	(D)	56
4	(D)	6	599	7	4 837	1	(D)	—	—	7	1 033	6	(D)	57
3	(D)	2	(D)	7	3 446	2	(D)	—	—	5	1 072	4	411	58
152	66 335	182	59 018	640	491 090	202	104 543	25	5 049	116	26 818	382	170 662	59
—	—	1	(D)	1	(D)	—	—	—	—	—	—	—	(D)	60
88	47 147	109	34 874	453	359 607	152	89 318	18	2 208	82	21 108	256	120 922	61
25	(D)	34	8 865	142	97 798	45	14 467	1	(D)	15	(D)	56	23 867	63
—	—	1	(D)	2	(D)	—	—	1	(D)	—	—	1	(D)	64
39	(D)	37	(D)	42	(D)	5	758	5	(D)	19	(D)	69	(D)	65
12	(D)	17	3 955	53	34 962	19	3 111	1	(D)	13	2 244	18	2 280	67
—	—	—	—	3	(D)	2	(D)	—	—	4	(D)	—	(D)	68
3	(D)	12	2 848	40	25 748	10	1 516	1	(D)	6	(D)	8	1 373	69
3	(D)	—	—	2	(D)	2	(D)	—	—	1	(D)	2	(D)	70
6	980	5	1 107	8	(D)	5	980	—	—	2	(D)	8	(D)	71
17	6 564	23	3 062	59	22 129	29	7 400	—	—	24	4 182	25	8 628	72
6	(D)	5	(D)	31	11 984	11	4 152	—	—	6	1 747	14	7 655	73
—	—	4	(D)	7	1 704	1	(D)	—	—	2	(D)	—	(D)	74
11	(D)	14	1 735	21	8 441	17	(D)	—	—	16	(D)	11	973	75
13	(D)	32	8 946	79	35 508	16	3 047	—	—	18	3 214	26	6 416	76
2	(D)	2	(D)	9	4 143	3	435	—	—	1	(D)	4	260	77
7	(D)	9	2 156	27	9 764	13	2 612	—	—	10	1 719	15	4 157	78
4	(D)	21	(D)	43	21 601	—	—	—	—	7	(D)	7	1 999	79
17	(D)	32	13 577	111	66 040	33	7 821	2	(D)	22	3 905	50	11 271	80
—	—	1	(D)	4	2 021	—	—	1	(D)	1	(D)	1	(D)	81
7	1 786	14	4 278	79	47 582	31	(D)	1	(D)	14	2 969	34	8 522	82
10	(D)	17	(D)	28	16 437	2	(D)	—	—	7	(D)	15	(D)	83
7	994	5	(D)	33	13 854	9	2 292	—	—	12	1 824	7	1 694	84
5	(D)	3	377	26	11 853	7	(D)	—	—	3	(D)	4	(D)	85
2	(D)	1	(D)	6	(D)	2	(D)	—	—	3	144	2	(D)	86
—	—	1	(D)	1	(D)	—	—	—	—	6	(D)	1	(D)	87

Table 4. Summary Statistics for Firms Subject to Federal Income Tax for Counties and for

[Includes only establishments with payroll. For meaning of abbreviations and symbols, see introductory text. For explanation of terms and comparability of 1987 and 1992 censuses, see

Geographic area	Establishments (number)	Receipts (\$1,000)	Annual payroll (\$1,000)	First-quarter payroll (\$1,000)	Paid employees for pay period including March 12 (number)	Selected kind-of-business or operation groups							
						Hotels, rooming houses, camps, and other lodging places (except membership lodging) (SIC 70 ex. 704)		Personal services (SIC 72)		Business services (SIC 73)		Automotive repair, services, and parking (SIC 75)	
						Number	Receipts (\$1,000)	Number	Receipts (\$1,000)	Number	Receipts (\$1,000)	Number	Receipts (\$1,000)
1 Hoke County	49	11 595	4 544	1 012	351	—	—	8	842	2	(D)	7	1 440
2 Raeford	39	9 838	3 857	857	298	—	—	7	(D)	2	(D)	4	843
3 Balance of county	10	1 757	687	155	53	—	—	1	(D)	—	—	3	597
4 Hyde County	26	5 721	1 098	258	128	15	2 966	1	(D)	—	—	1	(D)
5 Iredell County	562	290 234	111 035	24 940	5 673	15	(D)	71	21 844	72	33 183	58	9 311
6 Davidson (part) ▲	2	(D)	(D)	(D)	BB	—	—	—	—	—	—	—	—
7 Mooresville	107	70 837	23 736	5 407	1 424	3	(D)	13	2 692	8	2 738	8	946
8 Statesville	320	173 138	70 490	15 718	3 520	11	6 298	45	17 485	51	28 762	22	4 727
9 Balance of county	133	(D)	(D)	(D)	FF	1	(D)	13	1 667	13	1 683	28	3 638
10 Jackson County	176	50 067	17 337	3 548	835	23	8 326	21	2 915	19	3 489	17	2 633
11 Johnston County	421	131 538	49 333	10 861	3 201	18	(D)	40	5 535	51	(D)	55	10 547
12 Benson	39	20 367	8 369	1 793	532	2	(D)	4	862	2	(D)	—	—
13 Clayton	54	10 907	4 894	1 156	424	—	—	6	717	13	2 403	9	984
14 Selma	36	10 966	3 214	605	233	6	4 303	3	(D)	2	(D)	7	2 088
15 Smithfield	168	60 648	24 432	5 377	1 387	5	3 189	17	1 993	24	8 076	11	3 485
16 Balance of county	124	28 650	8 424	1 930	625	5	(D)	10	(D)	10	2 682	28	3 990
17 Jones County	26	9 877	4 209	939	220	—	—	2	(D)	3	216	3	591
18 Lee County	288	131 957	47 063	10 791	2 588	4	(D)	33	4 678	34	7 872	40	16 311
19 Sanford	232	115 480	39 370	8 959	2 011	3	(D)	29	4 415	29	7 611	32	15 067
20 Balance of county	56	16 477	7 693	1 832	577	1	(D)	4	263	5	261	8	1 244
21 Lenoir County	353	178 677	75 791	16 965	4 496	6	3 408	33	9 999	46	31 265	43	17 588
22 Kinston	268	134 880	57 060	12 397	3 063	6	3 408	27	9 366	37	(D)	25	5 766
23 La Grange	21	5 234	2 118	506	95	—	—	4	(D)	—	—	5	729
24 Balance of county	64	38 563	16 613	4 062	1 338	—	—	2	(D)	9	(D)	13	11 093
25 Lincoln County	249	63 854	23 037	5 148	1 481	5	(D)	49	6 443	25	6 864	23	5 356
26 Lincolnton	135	37 332	15 490	3 473	1 002	3	776	30	4 222	12	4 513	9	2 136
27 Balance of county	114	26 522	7 547	1 675	479	2	(D)	19	2 221	13	2 351	14	3 220
28 McDowell County	129	39 668	15 597	3 404	1 092	7	2 906	18	2 133	16	4 559	14	2 012
29 Marion	87	23 675	9 058	1 909	620	3	(D)	15	2 086	11	3 844	5	703
30 Balance of county	42	15 993	6 539	1 495	472	4	(D)	3	47	5	715	9	1 309
31 Macon County	188	46 090	17 230	3 689	1 052	25	5 651	28	2 799	23	8 432	18	3 274
32 Franklin	122	30 015	11 431	2 488	593	10	1 340	23	2 550	13	7 482	10	1 742
33 Balance of county	66	16 075	5 799	1 201	459	15	4 311	5	249	10	950	8	1 532
34 Madison County	45	12 725	4 236	1 098	366	3	(D)	7	796	4	239	2	(D)
35 Martin County	96	21 755	8 494	1 869	622	7	1 874	14	1 441	10	2 627	11	1 343
36 Williamston	60	16 516	6 546	1 378	483	4	(D)	11	(D)	8	(D)	3	713
37 Balance of county	36	5 239	1 948	491	139	3	(D)	3	(D)	2	(D)	8	630
38 Mecklenburg County	5 377	4 570 334	1 707 364	389 527	70 462	119	210 202	571	222 461	1 344	1 281 136	469	326 918
39 Charlotte	4 726	4 258 510	1 606 292	367 213	65 611	113	203 373	488	207 330	1 196	1 196 637	392	283 429
40 Cornelius	13	7 097	3 352	722	184	1	(D)	3	246	3	(D)	1	(D)
41 Davidson (part) ▲	44	(D)	(D)	(D)	CC	2	(D)	5	892	4	550	4	1 686
42 Huntersville	27	14 653	6 280	1 391	179	—	—	3	(D)	5	728	3	(D)
43 Matthews	204	63 128	21 733	4 777	1 169	1	(D)	30	3 454	48	18 472	23	9 396
44 Mint Hill	34	5 318	1 895	420	167	—	—	—	—	11	1 972	1	(D)
45 Pineville	33	15 470	5 221	1 291	248	—	—	5	1 042	6	6 121	4	2 020
46 Weddington (part) ▲	—	—	—	—	—	—	—	—	—	—	—	—	—
47 Balance of county	296	(D)	(D)	(D)	HH	2	(D)	37	(D)	71	(D)	41	29 949
48 Mitchell County	90	16 759	5 770	1 317	399	8	1 224	15	1 951	8	1 362	10	875
49 Montgomery County	81	17 265	6 470	1 366	365	—	—	13	2 430	4	(D)	12	2 375
50 Troy	29	6 633	2 362	498	103	—	—	6	1 375	1	(D)	3	613
51 Balance of county	52	10 632	4 108	868	262	—	—	7	1 055	3	(D)	9	1 762
52 Moore County	418	244 635	95 152	20 031	4 374	17	51 405	38	6 094	58	11 600	37	6 099
53 Aberdeen	20	5 951	2 098	489	172	4	(D)	2	(D)	2	(D)	—	—
54 Pinehurst	34	22 025	12 241	2 623	386	—	—	2	(D)	4	1 131	—	—
55 Southern Pines	144	74 614	27 173	5 522	1 319	7	(D)	14	3 565	24	4 802	8	(D)
56 Balance of county	220	142 045	53 640	11 397	2 497	6	(D)	20	2 194	28	(D)	29	(D)
57 Nash County	481	268 794	96 328	20 545	4 619	30	19 309	55	16 326	74	32 206	54	16 045
58 Nashville	29	9 628	2 514	736	246	8	—	8	903	6	1 902	—	—
59 Rocky Mount (part) ▲	342	207 535	74 349	16 286	3 556	17	(D)	33	13 527	49	17 381	33	11 126
60 Balance of county	110	51 631	19 465	3 523	817	13	(D)	14	1 896	19	12 923	21	4 919
61 New Hanover County	1 223	597 535	238 080	52 021	12 033	48	35 706	112	34 874	223	129 967	120	31 336
62 Carolina Beach	13	2 621	593	104	71	5	1 411	1	(D)	2	(D)	—	—
63 Wilmington	931	500 582	206 040	44 846	10 095	21	(D)	88	32 580	153	112 185	90	25 042
64 Wrightsville Beach	33	10 025	3 614	696	244	6	6 278	4	206	8	583	1	(D)
65 Balance of county	246	84 307	27 833	6 375	1 623	16	(D)	19	(D)	60	(D)	29	(D)
66 Northampton County	53	10 484	3 113	703	284	2	(D)	8	665	1	(D)	10	3 759
67 Onslow County	548	172 036	57 126	13 267	4 300	16	(D)	93	16 294	68	15 289	70	19 257
68 Jacksonville	358	130 843	44 312	10 211	3 323	11	(D)	56	11 717	49	12 661	34	10 671
69 Balance of county	190	41 193	12 814	3 056	977	5	(D)	37	4 577	19	2 628	36	8 586
70 Orange County	702	234 758	88 121	19 620	4 566	22	19 014	59	11 995	113	44 299	45	13 281
71 Carrboro	66	14 437	4 426	1 040	329	—	—	5	(D)	8	1 061	11	4 439
72 Chapel Hill (part) ▲	476	189 899	73 894	16 112	3 445	14	16 538	36	6 373	80	(D)	14	3 459
73 Durham (part) ▲	4	(D)	(D)	(D)	BB	—	—	1	(D)	—	—	2	(D)
74 Hillsborough	75	13 633	4 304	1 155	340	5	(D)	13	2 428	9	719	5	1 247
75 Mebane (part) ▲	5	1 035	258	62	16	1	(D)	—	—	1	(D)	2	(D)
76 Balance of county	76	(D)	(D)	(D)	EE	2	(D)	4	(D)	15	(D)	11	3 071
77 Pamlico County	40	9 312	3 080	680	216	3	(D)	5	338	2	(D)	6	1 461
78 Pasquotank County	212	62 960	24 871	5 391	1 385	7	3 429	26	5 006	24	6 543	20	3 891
79 Elizabeth City (part) ▲	184	56 674	22 667	4 898	1 244	4	2 660	25	(D)	24	6 543	12	1 326
80 Balance of county	28	6 286	2 204	493	141	3	769	1	(D)	—	—	8	2 565
81 Pender County	92	27 656	7 358	1 590	554	6	1 519	9	996	13	4 151	8	1 516
82 Wallace (part) ▲	—	—	—	—	—	—	—	—	—	—	—	—	—
83 Balance of county	92	27 656	7 358	1 590	554	6	1 519	9	996	13	4 151	8	1 516
84 Perquimans County	30	5 304	1 966	487	200	—	—	7	824	2	(D)	1	(D)

Places With 2,500 Inhabitants or More: 1992 -Con.

appendix A. For information on geographic areas followed by ▲, see appendix F]

Selected kind-of-business or operation groups -Con.													
Miscellaneous repair services (SIC 76)		Amusement and recreation services, including motion pictures and museums (SIC 78, 79, 84)		Health services (SIC 80)		Legal services (SIC 81)		Selected educational services (SIC 823, 4, 9)		Social services (SIC 83)		Engineering, accounting, research, management, and related services (except noncommercial research organizations) (SIC 87 ex. 8733)	
Number	Receipts (\$1,000)	Number	Receipts (\$1,000)	Number	Receipts (\$1,000)	Number	Receipts (\$1,000)	Number	Receipts (\$1,000)	Number	Receipts (\$1,000)	Number	Receipts (\$1,000)
2	(D)	4	(D)	11	4 980	4	659	-	-	6	1 507	5	729
1	(D)	3	(D)	11	4 980	4	659	-	-	3	(D)	4	(D)
1	(D)	1	(D)	-	-	-	-	-	-	3	(D)	1	(D)
-	-	1	(D)	3	1 378	2	(D)	-	-	2	(D)	-	-
37	8 069	49	26 860	147	147 414	30	9 837	1	(D)	21	4 190	59	21 186
-	-	-	-	1	(D)	-	-	-	-	-	-	-	(D)
4	705	12	15 900	37	40 684	6	2 079	-	-	4	675	11	2 764
14	2 083	19	6 316	93	90 744	24	7 758	1	(D)	9	(D)	31	7 453
19	5 281	18	4 644	16	(D)	-	-	-	-	8	(D)	16	(D)
2	(D)	16	8 624	38	16 831	12	3 258	-	-	7	799	20	3 040
29	7 910	32	6 146	66	36 809	44	9 687	3	(D)	40	7 865	42	16 553
2	(D)	5	467	9	7 890	6	787	1	(D)	4	(D)	4	653
-	-	3	(D)	8	3 727	3	438	-	-	9	1 736	3	(D)
1	(D)	2	(D)	3	(D)	4	1 234	-	-	6	516	2	(D)
5	(D)	9	2 230	40	22 093	27	6 508	-	-	9	1 957	20	10 439
21	(D)	13	(D)	6	(D)	4	720	2	(D)	12	(D)	13	4 876
2	(D)	-	-	5	(D)	3	266	1	(D)	2	(D)	5	1 220
20	5 993	23	5 469	71	72 861	16	4 552	-	-	20	4 899	26	6 347
10	4 628	17	(D)	60	64 011	16	4 552	-	-	14	(D)	21	5 042
10	1 365	6	(D)	11	8 850	-	-	-	-	6	(D)	5	1 305
20	5 217	27	4 433	89	67 032	23	7 740	-	-	30	6 793	36	25 202
13	3 346	21	(D)	80	57 575	21	(D)	-	-	12	4 307	26	18 066
2	(D)	2	(D)	2	(D)	1	(D)	-	-	2	(D)	3	(D)
5	(D)	4	(D)	7	(D)	1	(D)	-	-	16	(D)	7	(D)
17	(D)	26	10 399	49	21 733	12	2 580	1	(D)	15	1 934	26	3 219
4	(D)	8	2 030	40	18 285	10	(D)	-	-	6	1 148	13	1 570
13	(D)	18	8 369	9	3 448	2	(D)	1	(D)	9	786	13	1 649
4	1 034	12	2 135	30	17 731	8	2 419	-	-	10	2 857	10	1 882
3	(D)	6	1 047	25	9 728	8	2 419	-	-	3	351	8	(D)
1	(D)	6	1 088	5	8 003	-	-	-	-	7	2 506	2	(D)
9	4 836	19	3 210	29	12 840	13	2 728	-	-	7	(D)	16	1 735
8	(D)	10	1 682	23	6 674	10	2 294	-	-	5	(D)	9	960
1	(D)	9	1 528	6	6 166	3	434	-	-	2	(D)	7	775
2	(D)	8	1 820	7	6 452	4	566	-	-	2	(D)	6	284
2	(D)	8	780	23	9 043	8	(D)	-	-	7	1 817	6	1 885
-	-	4	(D)	15	7 480	8	(D)	-	-	3	(D)	4	(D)
2	(D)	4	(D)	8	1 563	-	-	-	-	4	(D)	2	(D)
244	158 372	299	333 692	902	845 537	299	243 758	44	12 910	190	47 919	859	868 520
196	136 902	240	283 703	814	804 464	292	242 242	42	(D)	163	42 185	763	827 817
-	-	-	(D)	1	(D)	-	-	-	-	-	-	2	(D)
-	-	3	(D)	17	(D)	2	(D)	-	-	1	(D)	5	(D)
3	(D)	2	(D)	5	2 360	-	-	-	-	1	(D)	5	5 268
8	(D)	19	4 289	27	12 718	1	(D)	-	-	10	2 332	36	9 024
4	389	4	735	6	1 407	1	(D)	-	-	1	(D)	6	338
3	(D)	5	1 215	5	3 143	1	(D)	-	-	2	(D)	2	(D)
-	-	-	-	-	-	-	-	-	-	-	-	-	-
30	(D)	26	(D)	27	(D)	2	(D)	2	(D)	12	(D)	39	(D)
5	1 467	9	1 312	17	6 235	6	776	1	(D)	1	(D)	8	1 057
6	477	4	(D)	22	7 533	6	1 258	-	-	8	1 192	6	547
1	(D)	-	-	11	3 183	3	857	-	-	1	(D)	3	442
5	(D)	4	(D)	11	4 350	3	401	-	-	7	(D)	3	105
19	6 234	47	28 874	95	103 975	26	8 487	-	-	21	(D)	59	18 986
1	(D)	3	365	4	2 036	1	(D)	-	-	2	(D)	1	(D)
1	(D)	5	(D)	14	12 529	-	-	-	-	-	-	7	(D)
2	(D)	9	9 558	30	31 936	14	4 388	-	-	9	1 070	27	9 294
15	(D)	30	(D)	47	57 474	11	(D)	-	-	10	(D)	24	(D)
18	18 080	32	7 758	120	117 924	26	16 143	2	(D)	21	(D)	49	21 065
-	-	1	(D)	3	(D)	4	(D)	-	-	1	(D)	6	(D)
13	(D)	22	(D)	102	107 933	21	(D)	1	(D)	12	(D)	39	19 109
5	(D)	9	(D)	15	(D)	1	(D)	1	(D)	8	(D)	4	(D)
61	15 835	77	29 675	261	171 952	99	31 321	10	(D)	43	(D)	156	100 261
-	-	1	(D)	1	(D)	-	-	-	-	2	(D)	-	-
41	10 949	54	23 188	228	162 863	94	29 265	9	2 782	30	6 828	115	69 913
-	-	1	(D)	4	842	2	(D)	-	-	1	(D)	4	1 309
20	4 886	21	(D)	28	(D)	3	(D)	1	(D)	10	(D)	37	29 309
6	938	3	72	8	2 567	7	951	-	-	3	(D)	4	278
26	2 981	51	15 070	107	67 893	45	10 413	2	(D)	27	5 695	41	10 793
15	1 952	32	10 513	80	53 910	43	(D)	2	(D)	14	3 562	21	8 432
11	1 029	19	4 557	27	13 983	2	(D)	-	-	13	2 133	20	2 361
15	(D)	50	16 290	185	64 030	43	17 936	9	(D)	31	4 182	121	38 583
5	405	8	(D)	13	2 683	-	-	3	(D)	3	212	10	2 892
3	332	31	13 220	149	(D)	32	15 187	4	(D)	16	2 391	90	(D)
-	-	-	-	1	(D)	-	-	-	-	-	-	-	-
3	400	5	674	11	3 203	10	(D)	1	(D)	5	813	7	703
4	(D)	6	(D)	11	(D)	1	(D)	-	-	7	766	14	(D)
6	352	5	579	5	4 026	1	(D)	-	-	3	155	3	306
14	2 476	12	(D)	54	27 734	20	6 002	-	-	10	1 507	22	4 603
12	(D)	9	1 245	51	(D)	20	6 002	-	-	7	(D)	18	(D)
2	(D)	3	(D)	3	(D)	-	-	-	-	3	(D)	4	(D)
5	1 653	12	5 208	16	8 211	9	1 658	-	-	5	455	9	2 289
-	-	-	-	-	-	-	-	-	-	-	-	-	-
5	1 653	12	5 208	16	8 211	9	1 658	-	-	5	455	9	2 289
3	132	3	(D)	3	(D)	4	435	-	-	5	556	2	(D)

Table 4. Summary Statistics for Firms Subject to Federal Income Tax for Counties and for

[Includes only establishments with payroll. For meaning of abbreviations and symbols, see introductory text. For explanation of terms and comparability of 1987 and 1992 censuses, see

Rank	Geographic area	Establishments (number)	Receipts (\$1,000)	Annual payroll (\$1,000)	First-quarter payroll (\$1,000)	Paid employees for pay period including March 12 (number)	Selected kind-of-business or operation groups							
							Hotels, rooming houses, camps, and other lodging places (except membership lodging) (SIC 70 ex. 704)		Personal services (SIC 72)		Business services (SIC 73)		Automotive repair, services, and parking (SIC 75)	
							Number	Receipts (\$1,000)	Number	Receipts (\$1,000)	Number	Receipts (\$1,000)	Number	Receipts (\$1,000)
1	Person County	119	24 122	7 625	1 775	574	5	1 199	20	3 611	9	2 035	12	1 200
2	Roxboro	93	20 451	6 505	1 555	502	5	1 199	18	(D)	5	(D)	7	887
3	Balance of county	26	3 671	1 120	220	72	-	-	2	(D)	4	(D)	5	313
4	Pitt County	645	329 844	136 069	28 943	7 212	15	15 330	74	14 486	101	55 432	63	21 377
5	Ayden	20	6 044	2 335	514	272	-	-	1	(D)	5	(D)	2	(D)
6	Farmville	28	6 732	2 517	510	131	-	-	6	850	3	(D)	3	(D)
7	Greenville	502	295 679	123 503	25 931	6 131	15	15 330	58	12 055	75	50 539	43	16 514
8	Winterville	8	1 343	618	143	97	-	-	1	(D)	2	(D)	-	-
9	Balance of county	87	20 046	7 096	1 845	581	-	-	8	(D)	16	2 331	15	(D)
10	Polk County	93	20 714	7 337	1 607	569	4	1 665	10	951	7	1 229	4	727
11	Randolph County	476	171 581	61 105	13 676	3 487	8	(D)	52	10 098	68	23 531	72	18 995
12	Archdale (part) ▲	67	(D)	(D)	(D)	EE	2	(D)	9	(D)	10	3 387	10	2 809
13	Asheboro	222	87 693	35 944	8 454	2 095	4	(D)	27	7 128	29	10 963	22	5 457
14	High Point (part) ▲	3	(D)	(D)	(D)	BB	-	-	-	-	-	-	1	(D)
15	Randleman	17	11 533	2 735	346	110	-	-	2	(D)	1	(D)	2	(D)
16	Balance of county	167	44 293	15 079	3 227	896	2	(D)	14	(D)	28	(D)	37	9 813
17	Richmond County	216	72 414	25 390	5 923	1 500	11	3 289	25	4 807	18	5 358	24	5 092
18	Hamlet	38	19 600	6 961	1 721	453	1	(D)	7	2 100	1	(D)	2	(D)
19	Rockingham	130	37 796	14 284	3 358	795	9	(D)	15	2 583	15	(D)	8	1 905
20	Balance of county	48	15 018	4 145	844	252	1	(D)	3	124	2	(D)	14	(D)
21	Robeson County	402	133 126	48 125	10 911	3 177	20	11 856	55	8 269	40	16 015	49	10 848
22	Fairmont	29	3 389	996	231	130	-	-	5	426	3	(D)	4	542
23	Lumberton	223	94 741	35 987	8 035	2 108	17	(D)	28	5 858	26	10 957	21	5 460
24	Maxton (part) ▲	14	5 280	2 660	673	218	-	-	3	77	1	(D)	-	-
25	Red Springs	31	5 295	1 530	405	109	1	(D)	5	768	2	(D)	3	(D)
26	Balance of county	105	24 421	6 952	1 567	612	2	(D)	14	1 140	8	(D)	21	(D)
27	Rockingham County	356	99 069	34 857	7 435	2 233	6	2 599	58	9 680	27	8 781	42	8 612
28	Eden	126	44 186	15 998	3 315	831	2	(D)	22	3 708	12	4 469	16	4 670
29	Reidsville	130	34 111	11 431	2 574	820	1	(D)	20	3 492	6	1 816	11	2 166
30	Balance of county	100	20 772	7 428	1 546	582	3	(D)	16	2 480	9	2 496	15	1 776
31	Rowan County	499	176 929	67 511	15 484	4 342	11	(D)	62	12 214	64	26 410	58	10 710
32	China Grove	12	3 878	804	197	72	-	-	2	(D)	3	(D)	2	(D)
33	Kannapolis (part) ▲	15	6 286	2 581	605	230	1	(D)	-	-	4	1 068	2	(D)
34	Salisbury	309	126 447	49 095	11 328	2 961	8	7 054	36	9 285	38	18 156	26	6 227
35	Spencer	14	4 370	1 963	463	187	-	-	1	(D)	2	(D)	2	(D)
36	Balance of county	149	35 948	13 068	2 891	892	2	(D)	23	2 726	17	4 703	26	3 319
37	Rutherford County	243	63 452	24 956	5 629	1 757	13	3 097	36	4 715	22	6 996	33	5 215
38	Forest City	83	18 487	7 351	1 665	586	3	(D)	17	1 892	6	3 218	14	1 931
39	Rutherfordton	51	19 073	8 437	2 034	462	1	(D)	6	987	4	1 012	6	881
40	Spindale	35	6 527	1 859	422	133	4	611	8	813	6	1 188	3	(D)
41	Balance of county	74	19 365	7 309	1 508	576	5	1 424	5	1 023	6	1 578	10	(D)
42	Sampson County	200	56 539	20 851	4 449	1 320	2	(D)	25	6 016	15	5 692	30	7 352
43	Clinton	122	37 730	13 636	2 834	801	1	(D)	19	4 800	10	3 154	13	5 234
44	Balance of county	78	18 809	7 215	1 615	519	1	(D)	6	1 216	5	2 538	17	2 118
45	Scotland County	140	56 160	27 073	4 994	1 209	4	4 004	19	2 775	15	13 673	21	4 173
46	Laurinburg	114	48 095	24 863	4 480	1 043	2	(D)	16	(D)	13	(D)	13	2 799
47	Maxton (part) ▲	-	-	-	-	-	-	-	-	-	-	-	-	-
48	Balance of county	26	8 065	2 210	514	166	2	(D)	3	(D)	2	(D)	8	1 374
49	Stanly County	260	58 549	19 321	4 210	1 284	6	1 342	39	5 461	29	6 804	28	8 022
50	Albemarle	163	43 727	14 993	3 215	962	3	(D)	26	4 397	15	4 352	12	5 390
51	Balance of county	97	14 822	4 328	995	322	3	(D)	13	1 064	14	2 452	16	2 632
52	Stokes County	121	32 317	11 262	2 663	894	1	(D)	13	2 939	13	4 325	17	2 666
53	King (part) ▲	51	(D)	(D)	(D)	FF	1	(D)	5	(D)	5	(D)	6	800
54	Balance of county	70	(D)	(D)	(D)	EE	-	-	8	(D)	8	(D)	11	1 866
55	Surry County	355	94 019	36 162	7 991	2 145	11	2 212	47	9 390	36	11 610	48	10 204
56	Elkin (part) ▲	60	(D)	(D)	(D)	EE	1	(D)	9	2 345	5	395	1	(D)
57	Mount Airy	161	51 286	21 306	4 684	1 204	5	1 347	21	5 009	17	6 636	20	5 483
58	Balance of county	134	(D)	(D)	(D)	FF	5	(D)	17	2 036	14	4 579	27	(D)
59	Swain County	103	44 832	12 459	1 799	1 195	49	14 882	9	935	3	283	6	574
60	Transylvania County	160	47 362	18 517	4 085	1 046	17	7 635	25	1 709	16	2 870	12	1 772
61	Brevard	101	27 048	10 524	2 364	656	4	1 376	15	1 308	8	1 057	6	996
62	Balance of county	59	20 314	7 993	1 721	390	13	6 259	10	401	8	1 813	6	776
63	Tyrrell County	10	1 531	399	90	57	2	(D)	1	(D)	-	-	4	391
64	Union County	388	119 514	46 574	10 403	2 406	8	2 701	45	11 715	55	17 485	58	13 948
65	Monroe	257	88 643	36 908	8 098	1 827	6	(D)	36	7 915	34	13 368	30	6 071
66	Weddington (part) ▲	-	-	-	-	-	-	-	-	-	-	-	-	-
67	Wingate	5	353	64	10	7	-	-	-	-	1	(D)	1	(D)
68	Balance of county	126	30 518	9 602	2 295	572	2	(D)	9	3 800	20	(D)	27	(D)
69	Vance County	178	64 396	26 618	5 882	1 645	6	2 575	27	4 829	16	5 908	19	5 694
70	Henderson	140	47 127	19 341	4 270	1 208	6	2 575	26	(D)	10	4 631	9	3 640
71	Balance of county	38	17 269	7 277	1 612	437	-	-	1	(D)	6	1 277	10	2 054
72	Wake County	4 311	3 315 315	1 298 827	286 163	58 202	66	(D)	385	96 752	1 021	1 214 156	335	180 464
73	Apex	60	14 266	5 064	1 069	343	1	(D)	6	946	14	3 606	7	1 487
74	Cary	503	690 166	230 659	50 277	7 956	4	5 015	66	17 919	117	498 457	32	14 277
75	Fuquay-Varina	65	19 129	8 064	2 016	421	1	(D)	7	976	11	7 650	5	1 249
76	Garner	140	37 223	13 456	3 136	740	1	(D)	18	2 540	22	3 945	18	4 698
77	Raleigh	2 865	2 101 461	894 672	196 782	42 787	49	(D)	231	64 974	689	588 042	209	89 664

Places With 2,500 Inhabitants or More: 1992 —Con.

appendix A. For information on geographic areas followed by ▲, see appendix F]

Selected kind-of-business or operation groups —Con.														
Miscellaneous repair services (SIC 76)		Amusement and recreation services, including motion pictures and museums (SIC 78, 79, 84)		Health services (SIC 80)		Legal services (SIC 81)		Selected educational services (SIC 823, 4, 9)		Social services (SIC 83)		Engineering, accounting, research, management, and related services (except noncommercial research organizations) (SIC 87 ex. 8733)		
Number	Receipts (\$1,000)	Number	Receipts (\$1,000)	Number	Receipts (\$1,000)	Number	Receipts (\$1,000)	Number	Receipts (\$1,000)	Number	Receipts (\$1,000)	Number	Receipts (\$1,000)	
6	705	8	898	30	10 154	8	2 227	—	—	7	473	14	1 620	1
3	(D)	5	780	23	8 774	8	2 227	—	—	6	(D)	13	(D)	2
3	(D)	3	118	7	1 380	—	—	—	—	1	(D)	1	(D)	3
25	5 933	47	14 205	146	146 007	60	22 346	7	(D)	39	9 295	67	23 610	4
1	(D)	2	(D)	4	1 776	2	(D)	—	—	3	(D)	—	—	5
1	(D)	1	(D)	4	796	2	(D)	—	—	2	(D)	5	(D)	6
15	(D)	35	11 803	125	136 592	54	20 670	6	(D)	23	6 003	53	21 057	7
1	(D)	1	(D)	—	—	—	—	—	—	3	883	—	—	8
7	(D)	8	(D)	13	6 843	2	(D)	1	(D)	8	1 946	9	(D)	9
3	(D)	6	1 795	21	8 470	7	1 139	2	(D)	15	1 717	14	2 351	10
39	12 944	41	19 669	90	48 481	25	7 118	1	(D)	28	4 455	47	15 496	11
10	4 774	7	3 152	5	(D)	1	(D)	—	—	3	(D)	10	(D)	12
11	3 079	15	5 456	61	35 127	21	5 932	1	(D)	7	1 250	22	9 667	13
1	(D)	—	—	—	—	—	—	—	—	—	—	—	—	14
1	(D)	5	(D)	4	924	—	—	—	—	2	(D)	—	—	15
16	(D)	14	(D)	20	(D)	3	(D)	—	—	16	(D)	15	2 696	16
12	4 085	16	7 350	51	30 592	13	5 113	—	—	24	(D)	21	4 159	17
—	—	1	(D)	15	15 607	—	—	—	—	7	591	4	(D)	18
3	1 085	10	(D)	31	14 023	13	5 113	—	—	11	(D)	14	3 442	19
9	3 000	5	(D)	5	962	—	—	—	—	6	(D)	3	(D)	20
25	5 485	28	4 985	89	52 896	31	10 282	1	(D)	33	5 476	28	4 770	21
2	(D)	4	239	7	913	1	(D)	—	—	2	(D)	1	(D)	22
14	4 401	11	3 066	50	37 902	24	9 158	1	(D)	12	2 996	17	3 801	23
1	(D)	1	(D)	5	4 758	—	—	—	—	2	(D)	1	(D)	24
—	—	5	442	7	1 664	1	(D)	—	—	—	—	6	575	25
8	930	7	(D)	20	7 659	5	(D)	—	—	17	2 032	3	(D)	26
16	(D)	21	6 396	95	46 846	29	5 256	2	(D)	35	4 439	24	4 029	27
9	1 744	4	1 816	38	22 770	7	1 902	1	(D)	6	(D)	9	1 526	28
4	(D)	10	1 906	44	17 993	12	2 161	—	—	14	2 391	7	1 643	29
3	(D)	7	2 674	13	6 083	10	1 193	1	(D)	15	(D)	8	860	30
26	(D)	37	8 995	128	76 031	37	11 269	3	(D)	30	7 009	43	9 129	31
—	—	—	—	2	(D)	2	(D)	—	—	1	(D)	—	—	32
2	(D)	2	(D)	2	(D)	—	—	—	—	2	(D)	—	—	33
12	4 790	24	6 257	95	55 819	31	9 588	3	(D)	11	(D)	25	7 338	34
—	—	—	—	3	2 463	—	—	—	—	4	(D)	2	(D)	35
12	2 066	11	(D)	26	(D)	4	(D)	—	—	12	2 114	16	(D)	36
11	1 296	21	4 808	48	24 332	12	2 461	1	(D)	22	4 158	21	5 373	37
4	509	8	1 738	16	6 022	4	(D)	—	—	4	634	6	726	38
2	(D)	3	(D)	16	12 470	6	1 542	—	—	2	(D)	4	808	39
1	(D)	1	(D)	7	1 982	2	(D)	—	—	2	(D)	1	(D)	40
4	394	9	(D)	9	3 858	—	—	1	(D)	14	(D)	10	(D)	41
13	1 933	17	2 323	37	22 219	19	3 589	—	—	22	3 176	19	3 370	42
5	684	7	1 094	30	14 900	17	(D)	—	—	8	1 943	12	2 363	43
8	1 249	10	1 229	7	7 319	2	(D)	—	—	14	1 233	7	1 007	44
7	(D)	7	(D)	34	16 883	8	3 693	1	(D)	11	1 950	13	4 110	45
5	(D)	4	641	33	(D)	8	3 693	1	(D)	8	(D)	11	(D)	46
—	—	—	—	—	—	—	—	—	—	—	—	—	—	47
2	(D)	3	(D)	1	(D)	—	—	—	—	3	(D)	2	(D)	48
27	5 041	17	2 851	55	20 329	17	3 320	—	—	19	1 966	23	3 413	49
7	1 609	9	1 884	47	18 063	17	3 320	—	—	9	(D)	18	2 920	50
20	3 432	8	967	8	2 266	—	—	—	—	10	(D)	5	493	51
7	(D)	17	3 241	22	12 147	8	1 653	1	(D)	8	(D)	14	1 746	52
4	1 351	7	1 804	11	6 424	4	879	—	—	3	635	5	(D)	53
3	(D)	10	1 437	11	5 723	4	774	1	(D)	5	(D)	9	(D)	54
16	2 752	22	5 187	82	38 154	33	5 526	—	—	20	3 391	40	5 593	55
3	212	2	(D)	24	11 588	9	1 439	—	—	1	(D)	5	464	56
5	664	7	1 787	43	22 839	14	2 821	—	—	5	1 011	24	3 689	57
8	1 876	13	(D)	15	3 727	10	1 266	—	—	14	(D)	11	1 440	58
4	410	14	19 756	7	4 630	2	(D)	—	—	2	(D)	6	426	59
6	(D)	10	3 827	37	16 232	10	1 989	—	—	7	2 477	18	8 371	60
1	(D)	6	(D)	34	15 270	10	1 989	—	—	4	(D)	13	(D)	61
5	(D)	4	(D)	3	962	—	—	—	—	3	(D)	5	(D)	62
—	—	—	—	2	(D)	1	(D)	—	—	—	—	—	—	63
31	8 055	22	3 597	65	45 141	28	5 433	3	(D)	26	3 925	45	6 963	64
16	5 744	15	3 059	51	36 916	27	(D)	2	(D)	13	1 643	27	5 952	65
—	—	—	—	1	(D)	—	—	—	—	—	—	—	—	66
15	2 311	7	538	13	(D)	1	(D)	1	(D)	13	2 282	16	(D)	67
5	1 004	13	3 725	41	23 017	14	3 390	—	—	24	10 474	13	3 780	69
3	(D)	10	(D)	36	19 417	14	3 390	—	—	14	(D)	12	(D)	70
2	(D)	3	(D)	5	3 600	—	—	—	—	10	(D)	1	(D)	71
165	55 569	226	92 331	828	637 158	261	214 830	51	16 375	165	51 447	748	614 243	72
7	2 033	3	(D)	10	2 739	2	(D)	1	(D)	2	(D)	7	1 264	73
12	4 967	22	12 882	109	59 987	18	5 002	7	3 400	25	8 739	85	51 711	74
1	(D)	7	719	12	5 261	7	953	—	—	7	1 291	6	815	75
10	1 675	8	1 068	26	9 536	3	(D)	2	(D)	9	2 642	23	10 121	76
92	34 836	127	47 244	584	513 698	219	203 887	36	9 101	81	23 518	508	429 836	77

Table 4. Summary Statistics for Firms Subject to Federal Income Tax for Counties and for

[Includes only establishments with payroll. For meaning of abbreviations and symbols, see introductory text. For explanation of terms and comparability of 1987 and 1992 censuses, see

	Geographic area	Estab- lish- ments (number)	Receipts (\$1,000)	Annual payroll (\$1,000)	First- quarter payroll (\$1,000)	Paid employees for pay period including March 12 (number)	Selected kind-of-business or operation groups							
							Hotels, rooming houses, camps, and other lodging places (except membership lodging) (SIC 70 ex. 704)		Personal services (SIC 72)		Business services (SIC 73)		Automotive repair, services, and parking (SIC 75)	
							Number	Receipts (\$1,000)	Number	Receipts (\$1,000)	Number	Receipts (\$1,000)	Number	Receipts (\$1,000)
1	Wake County—Con.													
2	Wake Forest -----	49	16 531	5 567	1 203	316	—	—	5	1 211	10	851	4	1 812
3	Wendell -----	10	2 626	1 061	244	64	1	(D)	1	(D)	2	(D)	1	(D)
4	Zebulon -----	23	6 799	2 820	654	159	—	—	5	410	3	(D)	3	(D)
5	Balance of county -----	596	427 114	137 464	30 782	5 416	9	(D)	46	(D)	153	111 082	56	66 650
6	Warren County -----	50	12 772	4 954	1 106	422	—	—	8	856	6	1 597	8	2 448
7	Washington County -----	47	10 392	3 073	728	278	3	877	8	527	5	1 030	8	2 065
8	Plymouth -----	32	7 199	2 107	475	214	3	877	7	(D)	3	(D)	2	(D)
9	Balance of county -----	15	3 193	966	253	64	—	—	1	(D)	2	(D)	6	(D)
10	Watauga County -----	290	115 280	39 067	9 270	2 576	37	12 794	22	2 950	23	10 150	22	4 282
11	Boone -----	188	75 315	27 311	6 258	1 418	15	7 676	18	2 704	14	7 362	13	3 159
12	Balance of county -----	102	39 965	11 756	3 012	1 158	22	5 118	4	246	9	2 788	9	1 123
13	Wayne County -----	505	200 088	81 725	17 755	5 308	12	7 387	58	26 837	59	22 610	70	26 748
14	Goldsboro -----	378	168 189	69 858	14 860	4 275	8	6 821	42	24 794	45	16 845	51	23 161
15	Mount Olive (part) ▲ -----	47	(D)	(D)	(D)	FF	1	(D)	7	1 172	3	(D)	3	(D)
16	Balance of county -----	80	(D)	(D)	(D)	EE	3	(D)	9	871	11	(D)	16	(D)
17	Wilkes County -----	254	87 727	30 537	7 203	1 948	6	2 746	32	6 672	34	7 616	35	10 512
18	Elkin (part) ▲ -----	1	(D)	(D)	(D)	AA	—	—	—	—	—	—	—	—
19	North Wilkesboro -----	112	40 494	14 408	3 196	771	—	—	17	4 944	11	5 213	12	6 416
20	Wilkesboro -----	83	28 493	9 876	2 465	797	4	(D)	10	1 295	8	645	11	2 978
21	Balance of county -----	58	(D)	(D)	(D)	EE	2	(D)	5	433	15	1 758	12	1 118
22	Wilson County -----	382	187 622	66 039	16 154	4 352	14	5 290	47	13 001	46	58 970	56	11 840
23	Wilson -----	327	133 727	55 184	13 711	3 644	11	4 990	44	(D)	41	(D)	37	(D)
24	Balance of county -----	55	53 895	10 855	2 443	708	3	300	3	(D)	5	(D)	19	(D)
25	Yadkin County -----	119	33 664	11 233	2 579	813	7	3 895	15	2 746	8	1 359	22	5 826
26	Yadkinville -----	7	5 355	1 135	285	77	—	—	2	(D)	—	—	1	(D)
27	Balance of county -----	112	28 309	10 098	2 294	736	7	3 895	13	(D)	8	1 359	21	(D)

Places With 2,500 Inhabitants or More: 1992 —Con.

appendix A. For information on geographic areas followed by ▲, see appendix F]

Selected kind-of-business or operation groups —Con.														
Miscellaneous repair services (SIC 76)		Amusement and recreation services, including motion pictures and museums (SIC 78, 79, 84)		Health services (SIC 80)		Legal services (SIC 81)		Selected educational services (SIC 823, 4, 9)		Social services (SIC 83)		Engineering, accounting, research, management, and related services (except noncommercial research organizations) (SIC 87 ex. 8733)		
Number	Receipts (\$1,000)	Number	Receipts (\$1,000)	Number	Receipts (\$1,000)	Number	Receipts (\$1,000)	Number	Receipts (\$1,000)	Number	Receipts (\$1,000)	Number	Receipts (\$1,000)	
2	(D)	3	866	16	6 640	1	(D)	—	—	2	(D)	6	853	1
1	(D)	—	—	2	(D)	—	—	—	—	1	(D)	1	(D)	2
—	—	4	1 802	4	3 367	2	(D)	—	—	—	—	2	(D)	3
40	(D)	52	(D)	65	(D)	9	(D)	5	(D)	38	(D)	110	(D)	4
1	(D)	4	(D)	10	5 034	6	908	—	—	6	1 004	1	(D)	5
2	(D)	2	(D)	9	4 276	3	421	—	—	3	(D)	4	276	6
—	—	2	(D)	8	(D)	3	421	—	—	1	(D)	3	(D)	7
2	(D)	—	—	1	(D)	—	—	—	—	2	(D)	1	(D)	8
8	912	37	25 728	68	39 588	18	3 557	2	(D)	15	6 937	37	8 277	9
1	(D)	19	4 000	58	34 484	17	(D)	2	(D)	8	6 172	23	6 003	10
7	(D)	18	21 728	10	5 104	1	(D)	—	—	7	765	14	2 274	11
35	(D)	30	6 514	115	66 496	40	11 235	4	(D)	34	8 659	45	11 626	12
20	4 527	21	5 478	99	59 664	33	10 261	2	(D)	18	5 825	36	10 124	13
5	820	3	(D)	10	5 293	5	(D)	—	—	5	(D)	5	(D)	14
10	(D)	6	(D)	6	1 539	2	(D)	2	(D)	11	(D)	4	(D)	15
11	2 629	18	11 779	60	31 674	23	5 874	1	(D)	7	(D)	27	6 807	16
—	—	1	(D)	—	—	—	—	—	—	—	—	—	—	17
4	1 089	3	(D)	43	16 654	7	2 358	—	—	1	(D)	14	3 548	18
2	(D)	6	(D)	11	11 765	16	3 516	1	(D)	4	1 072	10	3 123	19
5	(D)	8	(D)	6	3 255	—	—	—	—	2	(D)	3	136	20
25	5 857	28	5 954	87	53 779	20	9 247	—	—	21	8 226	38	15 458	21
19	5 250	21	(D)	82	52 170	20	9 247	—	—	16	7 418	36	(D)	22
6	607	7	(D)	5	1 609	—	—	—	—	5	808	2	(D)	23
6	1 261	9	876	23	12 237	8	2 268	—	—	9	1 913	12	1 283	24
1	(D)	—	—	2	(D)	—	—	—	—	—	—	1	(D)	25
5	(D)	9	876	21	(D)	8	2 268	—	—	9	1 913	11	(D)	26
—	—	5	1 226	10	5 706	9	1 190	—	—	1	(D)	7	866	27

Table 5. Summary Statistics for Firms Subject to Federal Income Tax for Places With 350 Establishments or More: 1992

[Includes only establishments with payroll. For meaning of abbreviations and symbols, see introductory text. For explanation of terms and comparability of 1987 and 1992 censuses, see appendix A. For information on geographic areas followed by ▲, see appendix F]

SIC code	Geographic area and kind of business or operation	Establishments (number)	Receipts (\$1,000)	Annual payroll (\$1,000)	First-quarter payroll (\$1,000)	Paid employees for pay period including March 12 (number)
ASHEVILLE						
	Total	1 113	628 812	279 142	61 620	12 043
70 ex. 704	Hotels, rooming houses, camps, and other lodging places (except membership lodging)	47	(D)	(D)	(D)	GG
7011	Hotels and motels	46	83 158	24 375	6 814	1 994
7011 pt.	Hotels	29	75 411	22 069	5 614	1 791
7011 pt.	Motels, motor hotels, and tourist courts	17	7 747	2 306	1 200	203
702, 3	Other lodging places	1	(D)	(D)	(D)	AA
72	Personal services	101	26 575	10 156	2 584	798
721	Laundry, cleaning, and garment services	24	13 179	4 557	1 265	332
7211	Power laundries, family and commercial*	2	(D)	(D)	(D)	AA
7213	Linen supply*	1	(D)	(D)	(D)	BB
7215	Coin-operated laundries and drycleaning	4	562	159	44	23
7216	Drycleaning plants, except rug cleaning*	11	5 872	1 955	444	128
7217	Carpet and upholstery cleaning	2	(D)	(D)	(D)	AA
7218	Industrial laundriers*	1	(D)	(D)	(D)	BB
7212, 9	Other laundry, cleaning, and garment services*	3	(D)	(D)	(D)	AA
722	Photographic studios, portrait	12	(D)	(D)	(D)	BB
723, 4	Beauty and barber shops	43	4 572	2 252	573	171
723	Beauty shops	39	(D)	(D)	(D)	CC
724	Barber shops	4	(D)	(D)	(D)	AA
725	Shoe repair shops and shoeshine parlors	3	(D)	(D)	(D)	AA
726	Funeral service and crematories	8	4 884	2 014	369	63
729	Miscellaneous personal services	11	(D)	(D)	(D)	CC
73	Business services	154	85 343	39 209	9 095	2 621
731	Advertising	17	10 466	4 583	1 321	158
732	Consumer credit reporting agencies, mercantile reporting agencies, and adjustment and collection agencies	2	(D)	(D)	(D)	BB
733	Mailing, reproduction, commercial art and photography, and stenographic services	17	3 751	993	223	48
734	Services to dwellings and other buildings	20	5 717	2 560	788	186
735	Miscellaneous equipment rental and leasing	16	8 264	2 106	511	109
736	Personnel supply services	24	(D)	(D)	(D)	GG
737	Computer programming, data processing, and other computer related services	14	5 945	1 791	395	138
7371, 2, 3	Computer programming, prepackaged software, and integrated systems	12	(D)	(D)	(D)	CC
7374, 5, 6	Data processing services	—	—	—	—	—
7377, 8, 9	Computer rental and leasing, maintenance, and related services, n.e.c.	2	(D)	(D)	(D)	AA
738	Miscellaneous business services	44	(D)	(D)	(D)	EE
75	Automotive repair, services, and parking	91	22 677	6 312	1 427	377
751	Automotive rental and leasing, without drivers	4	2 935	441	117	28
752	Automobile parking	2	(D)	(D)	(D)	BB
753	Automotive repair shops	69	17 433	5 052	1 133	279
7532	Top, body, and upholstery repair shops and paint shops	13	4 340	1 026	248	68
7538	General automotive repair shops	34	7 380	2 173	508	122
7533, 4, 6, 7, 9	Other automotive repair shops	22	5 713	1 853	377	89
754	Automotive services, except repair	16	(D)	(D)	(D)	BB
76	Miscellaneous repair services	30	13 004	4 175	1 012	223
762	Electrical repair shops	10	5 651	2 114	504	105
7622	Radio and television repair shops	4	(D)	(D)	(D)	BB
7623, 9	Other electrical and electronic repair shops	6	(D)	(D)	(D)	BB
763	Watch, clock, and jewelry repair	—	—	—	—	—
764	Reupholstery and furniture repair	3	143	36	9	6
769	Miscellaneous repair and related services	17	7 210	2 025	499	112
78, 79, 84	Amusement and recreation services, including motion pictures and museums	61	37 676	11 000	2 362	639
781, 2	Motion picture production, distribution, and services	2	(D)	(D)	(D)	AA
783	Motion picture theaters	6	(D)	(D)	(D)	BB
784	Video tape rental	9	2 631	482	119	67
792	Theatrical producers (except motion picture), bands, orchestras, and entertainers	2	(D)	(D)	(D)	AA
793	Bowling centers	3	(D)	(D)	(D)	BB
79 ex. 792, 3, 84	Commercial sports and other amusement and recreation services, including museums	39	29 225	9 456	1 995	444
80	Health services	355	263 901	137 529	27 910	3 593
801	Offices and clinics of doctors of medicine	188	170 685	98 173	18 885	1 734
802	Offices and clinics of dentists	71	27 831	11 646	2 494	413
803	Offices and clinics of doctors of osteopathy	—	—	—	—	—
804	Offices and clinics of other health practitioners	56	9 255	3 698	749	167
805	Nursing and personal care facilities	8	12 137	5 713	1 382	429
806	Hospitals	2	(D)	(D)	(D)	FF
807, 8, 9	Other health services	30	(D)	(D)	(D)	EE
81	Legal services	93	33 624	17 355	4 171	525
823, 4, 9	Selected educational services	8	(D)	(D)	(D)	BB

NC-30 NORTH CAROLINA

SERVICE INDUSTRIES—GEOGRAPHIC AREA SERIES

Table 5. Summary Statistics for Firms Subject to Federal Income Tax for Places With 350 Establishments or More: 1992 — Con.

[Includes only establishments with payroll. For meaning of abbreviations and symbols, see introductory text. For explanation of terms and comparability of 1987 and 1992 censuses, see appendix A. For information on geographic areas followed by ▲, see appendix F]

SIC code	Geographic area and kind of business or operation	Establishments (number)	Receipts (\$1,000)	Annual payroll (\$1,000)	First-quarter payroll (\$1,000)	Paid employees for pay period including March 12 (number)
ASHEVILLE—Con.						
83	Social services	41	5 728	2 462	576	260
835	Child day care services	23	1 874	840	170	78
832, 3, 6, 9	Other social services	18	3 854	1 622	406	182
87 ex. 8733	Engineering, accounting, research, management, and related services (except noncommercial research organizations)	131	55 706	26 087	5 578	976
871	Engineering, architectural, and surveying services	53	18 774	8 933	1 947	299
872	Accounting, auditing, and bookkeeping services	47	13 027	7 454	1 447	272
873 ex. 8733	Research, development, and testing services (except noncommercial research organizations)	6	6 303	2 741	548	102
874	Management and public relations services	25	17 602	6 959	1 636	303
89	Services, n.e.c.	1	(D)	(D)	(D)	AA
BURLINGTON						
	Total	410	175 388	71 175	15 753	4 319
70 ex. 704	Hotels, rooming houses, camps, and other lodging places (except membership lodging)	8	(D)	(D)	(D)	CC
7011	Hotels and motels	8	(D)	(D)	(D)	CC
7011 pt.	Hotels	4	3 751	1 102	235	116
7011 pt.	Motels, motor hotels, and tourist courts	4	(D)	(D)	(D)	CC
702, 3	Other lodging places	—	—	—	—	—
72	Personal services	55	13 846	5 175	1 364	417
721	Laundry, cleaning, and garment services	16	5 137	2 007	486	151
7211	Power laundries, family and commercial*	—	—	—	—	—
7213	Linen supply*	—	—	—	—	—
7215	Coin-operated laundries and drycleaning	4	(D)	(D)	(D)	AA
7216	Drycleaning plants, except rug cleaning*	8	(D)	(D)	(D)	BB
7217	Carpet and upholstery cleaning	1	(D)	(D)	(D)	AA
7218	Industrial laundriers*	2	(D)	(D)	(D)	BB
7212, 9	Other laundry, cleaning, and garment services*	1	(D)	(D)	(D)	AA
722	Photographic studios, portrait	5	(D)	(D)	(D)	BB
723, 4	Beauty and barber shops	19	2 744	1 421	336	108
723	Beauty shops	14	2 040	973	228	82
724	Barber shops	5	704	448	108	26
725	Shoe repair shops and shoeshine parlors	—	—	—	—	—
726	Funeral service and crematories	5	3 563	1 062	357	45
729	Miscellaneous personal services	10	(D)	(D)	(D)	BB
73	Business services	75	30 587	15 661	3 515	1 462
731	Advertising	3	(D)	(D)	(D)	AA
732	Consumer credit reporting agencies, mercantile reporting agencies, and adjustment and collection agencies	1	(D)	(D)	(D)	AA
733	Mailing, reproduction, commercial art and photography, and stenographic services	5	(D)	(D)	(D)	AA
734	Services to dwellings and other buildings	19	5 534	2 695	651	285
735	Miscellaneous equipment rental and leasing	6	(D)	(D)	(D)	BB
736	Personnel supply services	13	(D)	(D)	(D)	FF
737	Computer programming, data processing, and other computer related services	9	7 068	3 840	925	66
7371, 2, 3	Computer programming, prepackaged software, and integrated systems	3	(D)	(D)	(D)	BB
7374, 5, 6	Data processing services	2	(D)	(D)	(D)	BB
7377, 8, 9	Computer rental and leasing, maintenance, and related services, n.e.c.	4	(D)	(D)	(D)	AA
738	Miscellaneous business services	19	4 478	1 518	347	139
75	Automotive repair, services, and parking	38	11 562	2 748	661	161
751	Automotive rental and leasing, without drivers	4	(D)	(D)	(D)	BB
752	Automobile parking	—	—	—	—	—
753	Automotive repair shops	29	7 884	1 951	493	98
7532	Top, body, and upholstery repair shops and paint shops	9	2 026	575	162	31
7538	General automotive repair shops	13	4 059	828	194	40
7533, 4, 6, 7, 9	Other automotive repair shops	7	1 799	548	137	27
754	Automotive services, except repair	5	(D)	(D)	(D)	BB
76	Miscellaneous repair services	26	11 806	3 309	784	171
762	Electrical repair shops	8	(D)	(D)	(D)	BB
7622	Radio and television repair shops	3	(D)	(D)	(D)	BB
7623, 9	Other electrical and electronic repair shops	5	(D)	(D)	(D)	BB
763	Watch, clock, and jewelry repair	—	—	—	—	—
764	Reupholstery and furniture repair	—	(D)	(D)	(D)	AA
769	Miscellaneous repair and related services	17	(D)	(D)	(D)	BB

Table 5. Summary Statistics for Firms Subject to Federal Income Tax for Places With 350 Establishments or More: 1992 — Con.

[Includes only establishments with payroll. For meaning of abbreviations and symbols, see introductory text. For explanation of terms and comparability of 1987 and 1992 censuses, see appendix A. For information on geographic areas followed by ▲, see appendix F]

SIC code	Geographic area and kind of business or operation	Establishments (number)	Receipts (\$1,000)	Annual payroll (\$1,000)	First-quarter payroll (\$1,000)	Paid employees for pay period including March 12 (number)
BURLINGTON—Con.						
78, 79, 84	Amusement and recreation services, including motion pictures and museums	24	6 286	1 839	433	244
781, 2	Motion picture production, distribution, and services	—	—	—	—	—
783	Motion picture theaters	3	(D)	(D)	(D)	BB
784	Video tape rental	8	(D)	(D)	(D)	BB
792	Theatrical producers (except motion picture), bands, orchestras, and entertainers	1	(D)	(D)	(D)	AA
793	Bowling centers	1	(D)	(D)	(D)	BB
79 ex. 792, 3; 84	Commercial sports and other amusement and recreation services, including museums	11	2 620	833	182	138
80	Health services	112	69 906	28 953	6 199	1 135
801	Offices and clinics of doctors of medicine	44	29 627	14 480	3 278	383
802	Offices and clinics of dentists	36	11 719	4 748	1 048	213
803	Offices and clinics of doctors of osteopathy	—	—	—	—	—
804	Offices and clinics of other health practitioners	17	5 774	1 852	315	62
805	Nursing and personal care facilities	4	(D)	(D)	(D)	CC
806	Hospitals	—	—	—	—	—
807, 8, 9	Other health services	11	(D)	(D)	(D)	EE
81	Legal services	16	7 763	4 362	642	113
823, 4, 9	Selected educational services	1	(D)	(D)	(D)	AA
83	Social services	20	3 416	1 200	298	189
835	Child day care services	9	1 256	583	151	125
832, 3, 6, 9	Other social services	11	2 160	617	147	64
87 ex. 8733	Engineering, accounting, research, management, and related services (except noncommercial research organizations)	33	11 375	4 947	1 168	182
871	Engineering, architectural, and surveying services	5	2 141	1 004	194	32
872	Accounting, auditing, and bookkeeping services	19	7 409	3 090	796	129
873 ex. 8733	Research, development, and testing services (except noncommercial research organizations)	4	991	388	66	11
874	Management and public relations services	5	834	465	112	10
89	Services, n.e.c.	2	(D)	(D)	(D)	AA
CARY						
	Total	503	690 166	230 659	50 277	7 956
70 ex. 704	Hotels, rooming houses, camps, and other lodging places (except membership lodging)	4	5 015	1 236	312	140
7011	Hotels and motels	4	5 015	1 236	312	140
7011 pt.	Hotels	3	(D)	(D)	(D)	CC
7011 pt.	Motels, motor hotels, and tourist courts	1	(D)	(D)	(D)	AA
702, 3	Other lodging places	—	—	—	—	—
72	Personal services	66	17 919	7 182	1 628	510
721	Laundry, cleaning, and garment services	19	9 803	4 284	928	227
7211	Power laundries, family and commercial*	1	(D)	(D)	(D)	AA
7213	Linen supply*	—	—	—	—	—
7215	Coin-operated laundries and drycleaning	4	368	73	16	11
7216	Drycleaning plants, except rug cleaning*	7	4 846	2 340	514	142
7217	Carpet and upholstery cleaning	3	(D)	(D)	(D)	AA
7218	Industrial laundriers*	1	(D)	(D)	(D)	BB
7212, 9	Other laundry, cleaning, and garment services*	3	217	72	16	7
722	Photographic studios, portrait	6	1 257	283	36	23
723, 4	Beauty and barber shops	27	4 228	2 013	472	154
723	Beauty shops	25	(D)	(D)	(D)	CC
724	Barber shops	2	(D)	(D)	(D)	AA
725	Shoe repair shops and shoeshine parlors	2	(D)	(D)	(D)	AA
726	Funeral service and crematories	1	(D)	(D)	(D)	AA
729	Miscellaneous personal services	11	(D)	(D)	(D)	CC
73	Business services	117	498 457	157 174	34 370	4 845
731	Advertising	7	4 532	457	116	15
732	Consumer credit reporting agencies, mercantile reporting agencies, and adjustment and collection agencies	1	(D)	(D)	(D)	AA
733	Mailing, reproduction, commercial art and photography, and stenographic services	11	1 821	483	106	28
734	Services to dwellings and other buildings	19	5 983	3 362	1 126	534
735	Miscellaneous equipment rental and leasing	1	(D)	(D)	(D)	AA
736	Personnel supply services	9	13 026	10 159	2 041	799
737	Computer programming, data processing, and other computer related services	44	447 125	133 490	28 863	2 894
7371, 2, 3	Computer programming, prepackaged software, and integrated systems	26	(D)	(D)	(D)	HH
7374, 5, 6	Data processing services	4	(D)	(D)	(D)	BB
7377, 8, 9	Computer rental and leasing, maintenance, and related services, n.e.c.	14	(D)	(D)	(D)	CC
738	Miscellaneous business services	25	(D)	(D)	(D)	FF

Table 5. Summary Statistics for Firms Subject to Federal Income Tax for Places With 350 Establishments or More: 1992 — Con.

[Includes only establishments with payroll. For meaning of abbreviations and symbols, see introductory text. For explanation of terms and comparability of 1987 and 1992 censuses, see appendix A. For information on geographic areas followed by ▲, see appendix F]

SIC code	Geographic area and kind of business or operation	Establishments (number)	Receipts (\$1,000)	Annual payroll (\$1,000)	First-quarter payroll (\$1,000)	Paid employees for pay period including March 12 (number)
CARY—Con.						
75	Automotive repair, services, and parking	32	14 277	3 537	802	197
751	Automotive rental and leasing, without drivers	1	(D)	(D)	(D)	AA
752	Automobile parking	—	—	—	—	—
753	Automotive repair shops	27	13 089	3 250	738	138
7532	Top, body, and upholstery repair shops and paint shops	2	(D)	(D)	(D)	AA
7538	General automotive repair shops	21	10 529	2 809	642	117
7533, 4, 6, 7, 9	Other automotive repair shops	4	(D)	(D)	(D)	AA
754	Automotive services, except repair	4	(D)	(D)	(D)	BB
76	Miscellaneous repair services	12	4 967	1 118	351	75
762	Electrical repair shops	7	3 289	840	280	50
7622	Radio and television repair shops	3	(D)	(D)	(D)	BB
7623, 9	Other electrical and electronic repair shops	4	(D)	(D)	(D)	AA
763	Watch, clock, and jewelry repair	—	—	—	—	—
764	Reupholstery and furniture repair	2	(D)	(D)	(D)	AA
769	Miscellaneous repair and related services	3	(D)	(D)	(D)	AA
78, 79, 84	Amusement and recreation services, including motion pictures and museums	22	12 882	3 331	734	323
781, 2	Motion picture production, distribution, and services	2	(D)	(D)	(D)	AA
783	Motion picture theaters	2	(D)	(D)	(D)	BB
784	Video tape rental	6	2 020	375	93	54
792	Theatrical producers (except motion picture), bands, orchestras, and entertainers	2	(D)	(D)	(D)	AA
793	Bowling centers	—	—	—	—	—
79 ex. 792, 3; 84	Commercial sports and other amusement and recreation services, including museums	10	7 475	2 517	542	215
80	Health services	109	59 987	25 584	5 007	665
801	Offices and clinics of doctors of medicine	43	39 302	17 513	3 297	355
802	Offices and clinics of dentists	31	11 496	5 076	1 025	173
803	Offices and clinics of doctors of osteopathy	1	(D)	(D)	(D)	AA
804	Offices and clinics of other health practitioners	30	7 706	2 518	585	112
805	Nursing and personal care facilities	1	(D)	(D)	(D)	AA
806	Hospitals	—	—	—	—	—
807, 8, 9	Other health services	3	(D)	(D)	(D)	AA
81	Legal services	18	5 002	1 758	306	57
823, 4, 9	Selected educational services	7	3 400	732	134	30
83	Social services	25	8 739	4 083	953	423
835	Child day care services	20	6 044	2 975	695	327
832, 3, 6, 9	Other social services	5	2 695	1 108	258	96
87 ex. 8733	Engineering, accounting, research, management, and related services (except noncommercial research organizations)	85	51 711	23 450	5 373	614
871	Engineering, architectural, and surveying services	31	17 950	9 859	2 365	257
872	Accounting, auditing, and bookkeeping services	18	2 180	970	192	39
873 ex. 8733	Research, development, and testing services (except noncommercial research organizations)	6	22 865	8 930	1 970	237
874	Management and public relations services	30	8 716	3 691	846	81
89	Services, n.e.c.	6	7 810	1 474	307	77
CHAPEL HILL ▲						
	Total	486	198 917	77 511	16 946	3 521
70 ex. 704	Hotels, rooming houses, camps, and other lodging places (except membership lodging)	14	16 538	5 270	1 118	426
7011	Hotels and motels	7	(D)	(D)	(D)	EE
7011 pt.	Hotels	4	(D)	(D)	(D)	EE
7011 pt.	Motels, motor hotels, and tourist courts	3	(D)	(D)	(D)	BB
702, 3	Other lodging places	7	(D)	(D)	(D)	AA
72	Personal services	36	6 373	2 618	662	276
721	Laundry, cleaning, and garment services	5	940	338	101	42
7211	Power laundries, family and commercial*	1	(D)	(D)	(D)	BB
7213	Linen supply*	—	—	—	—	—
7215	Coin-operated laundries and drycleaning	—	—	—	—	—
7216	Drycleaning plants, except rug cleaning*	1	(D)	(D)	(D)	AA
7217	Carpet and upholstery cleaning	1	(D)	(D)	(D)	AA
7218	Industrial launderers*	—	—	—	—	—
7212, 9	Other laundry, cleaning, and garment services*	2	(D)	(D)	(D)	AA
722	Photographic studios, portrait	2	(D)	(D)	(D)	BB
723, 4	Beauty and barber shops	20	3 402	1 783	442	107
723	Beauty shops	17	(D)	(D)	(D)	BB
724	Barber shops	3	(D)	(D)	(D)	AA
725	Shoe repair shops and shoeshine parlors	2	(D)	(D)	(D)	AA
726	Funeral service and crematories	3	638	156	15	3
729	Miscellaneous personal services	4	(D)	(D)	(D)	BB

Table 5. Summary Statistics for Firms Subject to Federal Income Tax for Places With 350 Establishments or More: 1992 — Con.

[Includes only establishments with payroll. For meaning of abbreviations and symbols, see introductory text. For explanation of terms and comparability of 1987 and 1992 censuses, see appendix A. For information on geographic areas followed by ▲, see appendix F]

SIC code	Geographic area and kind of business or operation	Establishments (number)	Receipts (\$1,000)	Annual payroll (\$1,000)	First-quarter payroll (\$1,000)	Paid employees for pay period including March 12 (number)
	CHAPEL HILL ▲—Con.					
73	Business services	84	41 852	15 516	3 281	697
731	Advertising	3	(D)	(D)	(D)	CC
732	Consumer credit reporting agencies, mercantile reporting agencies, and adjustment and collection agencies	1	(D)	(D)	(D)	AA
733	Mailing, reproduction, commercial art and photography, and stenographic services	8	(D)	(D)	(D)	BB
734	Services to dwellings and other buildings	16	890	308	80	63
735	Miscellaneous equipment rental and leasing	1	(D)	(D)	(D)	AA
736	Personnel supply services	6	3 014	2 241	483	158
737	Computer programming, data processing, and other computer related services	30	13 334	5 476	1 192	106
7371, 2, 3	Computer programming, prepackaged software, and integrated systems	20	11 113	4 839	1 081	81
7374, 5, 6	Data processing services	4	451	169	39	11
7377, 8, 9	Computer rental and leasing, maintenance, and related services, n.e.c.	6	1 770	468	72	14
738	Miscellaneous business services	19	(D)	(D)	(D)	CC
75	Automotive repair, services, and parking	14	3 459	1 178	270	62
751	Automotive rental and leasing, without drivers	2	(D)	(D)	(D)	AA
752	Automobile parking	2	(D)	(D)	(D)	AA
753	Automotive repair shops	8	(D)	(D)	(D)	BB
7532	Top, body, and upholstery repair shops and paint shops	2	(D)	(D)	(D)	AA
7538	General automotive repair shops	6	(D)	(D)	(D)	BB
7533, 4, 6, 7, 9	Other automotive repair shops	—	—	—	—	—
754	Automotive services, except repair	2	(D)	(D)	(D)	AA
76	Miscellaneous repair services	3	332	100	27	6
762	Electrical repair shops	—	—	—	—	—
7622	Radio and television repair shops	—	—	—	—	—
7623, 9	Other electrical and electronic repair shops	—	—	—	—	—
763	Watch, clock, and jewelry repair	—	—	—	—	—
764	Reupholstery and furniture repair	—	—	—	—	—
769	Miscellaneous repair and related services	3	332	100	27	6
78, 79, 84	Amusement and recreation services, including motion pictures and museums	31	13 220	3 327	767	310
781, 2	Motion picture production, distribution, and services	2	(D)	(D)	(D)	AA
783	Motion picture theaters	4	(D)	(D)	(D)	BB
784	Video tape rental	6	(D)	(D)	(D)	BB
792	Theatrical producers (except motion picture), bands, orchestras, and entertainers	2	(D)	(D)	(D)	AA
793	Bowling centers	—	—	—	—	—
79 ex. 792, 3; 84	Commercial sports and other amusement and recreation services, including museums	17	8 666	2 550	597	191
80	Health services	151	63 689	28 338	6 389	1 016
801	Offices and clinics of doctors of medicine	51	29 549	14 596	3 442	380
802	Offices and clinics of dentists	34	11 434	5 002	980	170
803	Offices and clinics of doctors of osteopathy	—	—	—	—	—
804	Offices and clinics of other health practitioners	47	8 331	3 453	689	134
805	Nursing and personal care facilities	2	(D)	(D)	(D)	CC
806	Hospitals	—	—	—	—	—
807, 8, 9	Other health services	17	(D)	(D)	(D)	CC
81	Legal services	32	15 187	5 118	912	149
823, 4, 9	Selected educational services	5	516	86	21	7
83	Social services	16	2 391	1 114	239	88
835	Child day care services	9	1 691	869	190	73
832, 3, 6, 9	Other social services	7	700	245	49	15
87 ex. 8733	Engineering, accounting, research, management, and related services (except noncommercial research organizations)	92	34 000	14 391	3 168	474
871	Engineering, architectural, and surveying services	25	8 957	3 992	931	136
872	Accounting, auditing, and bookkeeping services	15	(D)	(D)	(D)	BB
873 ex. 8733	Research, development, and testing services (except noncommercial research organizations)	10	(D)	(D)	(D)	BB
874	Management and public relations services	42	15 189	6 390	1 338	204
89	Services, n.e.c.	8	1 360	455	92	10

Table 5. Summary Statistics for Firms Subject to Federal Income Tax for Places With 350 Establishments or More: 1992 — Con.

[Includes only establishments with payroll. For meaning of abbreviations and symbols, see introductory text. For explanation of terms and comparability of 1987 and 1992 censuses, see appendix A. For information on geographic areas followed by ▲, see appendix F]

SIC code	Geographic area and kind of business or operation	Establishments (number)	Receipts (\$1,000)	Annual payroll (\$1,000)	First-quarter payroll (\$1,000)	Paid employees for pay period including March 12 (number)
CHARLOTTE						
	Total	4 726	4 258 510	1 606 292	367 213	65 611
70 ex. 704	Hotels, rooming houses, camps, and other lodging places (except membership lodging)	113	203 373	58 257	14 499	5 260
7011	Hotels and motels	109	(D)	(D)	(D)	II
7011 pt.	Hotels	63	(D)	(D)	(D)	HH
7011 pt.	Hotels, 25 guestrooms or more	61	(D)	(D)	(D)	HH
7011 pt.	Hotels, less than 25 guestrooms	2	(D)	(D)	(D)	AA
7011 pt.	Motels, motor hotels, and tourist courts	46	(D)	(D)	(D)	FF
7011 pt.	Motels, tourist courts	43	(D)	(D)	(D)	FF
7011 pt.	Motor hotels	3	(D)	(D)	(D)	BB
702, 3	Other lodging places	4	(D)	(D)	(D)	AA
702	Rooming and boarding houses	1	(D)	(D)	(D)	AA
703	Camps and recreational vehicle parks	3	(D)	(D)	(D)	AA
72	Personal services	488	207 330	67 907	15 644	4 629
721	Laundry, cleaning, and garment services	163	76 965	23 444	5 746	1 586
7211	Power laundries, family and commercial*	5	(D)	(D)	(D)	BB
7213	Linen supply*	4	(D)	(D)	(D)	EE
7215	Coin-operated laundries and drycleaning	31	(D)	(D)	(D)	CC
7216	Drycleaning plants, except rug cleaning*	73	19 014	7 304	1 833	638
7217	Carpet and upholstery cleaning	22	6 167	2 106	440	156
7218	Industrial laundriers*	5	(D)	(D)	(D)	EE
7212, 9	Other laundry, cleaning, and garment services*	23	(D)	(D)	(D)	BB
7212	Garment pressing, and agents for laundries and drycleaners	10	(D)	(D)	(D)	AA
7219	Laundry and garment services, n.e.c.*	13	(D)	(D)	(D)	BB
722	Photographic studios, portrait	44	84 162	26 708	5 421	1 248
723, 4	Beauty and barber shops	177	25 730	11 805	2 734	823
723	Beauty shops	149	23 044	10 623	2 444	738
724	Barber shops	28	2 686	1 182	290	85
725	Shoe repair shops and shoeshine parlors	5	348	85	25	6
726	Funeral service and crematories	9	(D)	(D)	(D)	BB
729	Miscellaneous personal services	90	(D)	(D)	(D)	FF
7291	Tax return preparation services	32	(D)	(D)	(D)	FF
7299	Miscellaneous personal services, n.e.c.	58	(D)	(D)	(D)	EE
73	Business services	1 196	1 196 637	482 986	110 347	23 973
731	Advertising	113	72 200	25 245	5 544	980
7311	Advertising agencies	83	(D)	(D)	(D)	EE
7312	Outdoor advertising services	3	(D)	(D)	(D)	BB
7313	Radio, television, publishers' advertising representatives	13	(D)	(D)	(D)	CC
7319	Advertising, n.e.c.	14	(D)	(D)	(D)	EE
732	Consumer credit reporting agencies, mercantile reporting agencies, and adjustment and collection agencies	24	(D)	(D)	(D)	FF
7322	Adjustment and collection services	16	(D)	(D)	(D)	CC
7323	Credit reporting services	8	36 734	8 390	1 992	332
733	Mailing, reproduction, commercial art and photography, and stenographic services	110	58 475	17 954	4 095	868
7331	Direct mail advertising services	14	32 792	10 413	2 436	491
7334	Photocopying and duplicating services	9	(D)	(D)	(D)	BB
7335, 6	Commercial photography, art, and graphics	64	(D)	(D)	(D)	CC
7335	Commercial photography	20	(D)	(D)	(D)	BB
7336	Commercial art and graphic design	44	(D)	(D)	(D)	CC
7338	Secretarial and court reporting services	23	4 650	1 880	421	108
734	Services to dwellings and other buildings	185	54 880	26 575	6 450	3 014
7342	Disinfecting and pest control services	24	14 548	6 375	1 465	263
7349	Building cleaning and maintenance services, n.e.c.	161	40 332	20 200	4 985	2 751
735	Miscellaneous equipment rental and leasing	72	51 465	11 541	2 676	461
7352	Medical equipment rental and leasing	10	6 905	1 428	309	71
7353	Heavy construction equipment rental and leasing	6	11 700	1 952	437	61
7359	Equipment rental and leasing, n.e.c.	56	32 860	8 161	1 930	329
736	Personnel supply services	150	156 652	113 058	23 729	8 630
7361	Employment agencies	70	(D)	(D)	(D)	FF
7363	Help supply services	80	(D)	(D)	(D)	II
7363 pt.	Temporary help supply	68	103 669	75 277	15 184	6 126
7363 pt.	Help supply, except temporary	12	(D)	(D)	(D)	GG
737	Computer programming, data processing, and other computer related services	233	528 976	187 496	41 981	4 427
7371, 2, 3	Computer programming, prepackaged software, and integrated systems	138	156 506	64 465	14 464	1 595
7371	Computer programming services	87	(D)	(D)	(D)	FF
7372	Prepackaged software	29	(D)	(D)	(D)	EE
7373	Computer integrated systems	22	66 664	19 954	4 612	555
7374, 5, 6	Data processing services	41	(D)	(D)	(D)	GG
7374, 5	Computer processing, information retrieval	37	(D)	(D)	(D)	GG
7376	Computer facilities management services	4	(D)	(D)	(D)	AA
7377, 8, 9	Computer rental and leasing, maintenance, and related services, n.e.c.	54	(D)	(D)	(D)	FF
7377	Computer rental and leasing	7	(D)	(D)	(D)	BB
7378	Computer maintenance and repair	26	(D)	(D)	(D)	CC
7379	Computer related services, n.e.c.	21	(D)	(D)	(D)	FF

Table 5. Summary Statistics for Firms Subject to Federal Income Tax for Places With 350 Establishments or More: 1992 — Con.

[Includes only establishments with payroll. For meaning of abbreviations and symbols, see introductory text. For explanation of terms and comparability of 1987 and 1992 censuses, see appendix A. For information on geographic areas followed by ▲, see appendix F]

SIC code	Geographic area and kind of business or operation	Establishments (number)	Receipts (\$1,000)	Annual payroll (\$1,000)	First-quarter payroll (\$1,000)	Paid employees for pay period including March 12 (number)
CHARLOTTE—Con.						
73	Business services—Con.					
738	Miscellaneous business services	309	(D)	(D)	(D)	II
7381, 2	Detective agencies and protective services	69	(D)	(D)	(D)	HH
7381	Detective, guard, and armored car services	50	(D)	(D)	(D)	GG
7382	Security systems services	19	(D)	(D)	(D)	EE
7383	News syndicates	3	(D)	(D)	(D)	BB
7384	Photofinishing laboratories*	35	33 003	9 353	2 033	529
7389	Business services, n.e.c.	202	122 053	41 849	11 800	1 847
7389 pt.	Sign painting shops	10	(D)	(D)	(D)	BB
7389 pt.	Interior designing	27	9 055	2 026	494	80
7389 pt.	Telephone answering services	12	3 427	1 419	354	118
7389 pt.	Other business services	153	(D)	(D)	(D)	GG
75	Automotive repair, services, and parking	392	283 429	56 360	13 158	2 671
751	Automotive rental and leasing, without drivers	51	168 745	22 091	5 032	977
7513	Truck rental and leasing, without drivers	22	(D)	(D)	(D)	EE
7514, 5	Passenger car rental and leasing	27	(D)	(D)	(D)	FF
7514	Passenger car rental	21	67 944	10 925	2 317	504
7515	Passenger car leasing	6	(D)	(D)	(D)	BB
7519	Utility trailer and recreational vehicle rental	2	(D)	(D)	(D)	AA
752	Automobile parking	46	8 191	1 191	291	127
753	Automotive repair shops	236	91 390	28 368	6 741	1 125
7532	Top, body, and upholstery repair shops and paint shops	54	15 872	6 902	1 825	231
7532 pt.	Top and body repair shops	44	(D)	(D)	(D)	CC
7532 pt.	Paint shops	10	(D)	(D)	(D)	BB
7538	General automotive repair shops	113	39 555	12 219	2 668	504
7538 pt.	General automotive repair shops, except diesel	94	27 583	8 701	1 878	369
7538 pt.	Diesel repair shops	19	11 972	3 518	790	135
7533, 4, 6, 7, 9	Other automotive repair shops	69	35 963	9 247	2 248	390
7533	Automotive exhaust system repair shops	8	(D)	(D)	(D)	BB
7534	Tire retreading and repair shops	5	(D)	(D)	(D)	BB
7536	Automotive glass replacement shops	11	(D)	(D)	(D)	BB
7537	Automotive transmission repair shops	19	(D)	(D)	(D)	BB
7539	Automotive repair shops, n.e.c.	26	13 333	4 329	1 057	184
7539 pt.	Radiator repair	8	(D)	(D)	(D)	BB
7539 pt.	Brake, front end, and wheel alignment	10	(D)	(D)	(D)	CC
7539 pt.	Automotive electrical and fuel system services	7	(D)	(D)	(D)	BB
7539 pt.	Other automotive repair shops, n.e.c.	1	(D)	(D)	(D)	AA
754	Automotive services, except repair	59	15 103	4 710	1 094	442
7542	Carwashes	28	8 097	2 709	598	273
7549	Automotive services, except repair and carwashes	31	7 006	2 001	496	169
76	Miscellaneous repair services	196	136 902	42 195	9 975	1 781
762	Electrical repair shops	66	80 211	24 784	6 265	836
7622	Radio and television repair shops	22	8 096	2 816	711	136
7623, 9	Other electrical and electronic repair shops	44	72 115	21 968	5 554	700
7623	Refrigeration and air-conditioning service and repair shops	14	34 971	10 246	2 555	263
7629	Electrical and electronic repair shops, n.e.c.	30	37 144	11 722	2 999	437
763	Watch, clock, and jewelry repair	5	(D)	(D)	(D)	AA
764	Reupholstery and furniture repair	22	2 699	931	229	68
769	Miscellaneous repair and related services	103	(D)	(D)	(D)	FF
7692	Welding repair	5	(D)	(D)	(D)	AA
7694	Armature rewinding shops	6	(D)	(D)	(D)	BB
7699	Repair shops and related services, n.e.c.	92	50 695	15 025	3 117	812
78, 79, 84	Amusement and recreation services, including motion pictures and museums	240	283 703	64 608	20 706	4 016
781, 2	Motion picture production, distribution, and services	45	(D)	(D)	(D)	EE
783	Motion picture theaters	14	(D)	(D)	(D)	CC
7832	Motion picture theaters, except drive-in	14	(D)	(D)	(D)	CC
7833	Drive-in motion picture theaters	—	—	—	—	—
784	Video tape rental	27	(D)	(D)	(D)	EE
792	Theatrical producers (except motion picture), bands, orchestras, and entertainers	20	(D)	(D)	(D)	CC
7922	Theatrical producers (except motion picture) and miscellaneous theatrical services	14	(D)	(D)	(D)	CC
7929	Bands, orchestras, actors, and other entertainers and entertainment groups	6	(D)	(D)	(D)	AA
793	Bowling centers	5	(D)	(D)	(D)	CC
79 ex. 792, 3, 84	Commercial sports and other amusement and recreation services, including museums	129	114 841	43 610	15 572	2 916
794	Commercial sports	18	47 245	22 458	10 932	211
7941	Professional sports clubs, managers, promoters	9	(D)	(D)	(D)	BB
7948	Racing, including track operation	9	(D)	(D)	(D)	CC
79 ex. 792, 3, 4, 84	Other amusement and recreation services, including museums	111	67 596	21 152	4 640	2 705
791	Dance studios, schools, and halls	10	2 082	857	260	70
7991	Physical fitness facilities	16	(D)	(D)	(D)	CC
7992	Public golf courses	13	(D)	(D)	(D)	CC
7993	Coin-operated amusement devices	16	(D)	(D)	(D)	CC
7996	Amusement parks	2	(D)	(D)	(D)	GG
7997	Membership sports and recreation clubs	19	15 234	5 663	1 252	344
7999, 84	Amusement and recreation services, including museums, n.e.c.	35	(D)	(D)	(D)	CC
7999 pt.	Concession operators of amusement devices and rides	—	—	—	—	—
7999 pt.	Carnivals, circuses, and fairs	1	(D)	(D)	(D)	AA
7999 pt., 84	Other recreation and amusements, including museums	34	(D)	(D)	(D)	CC

Table 5. Summary Statistics for Firms Subject to Federal Income Tax for Places With 350 Establishments or More: 1992 — Con.

[Includes only establishments with payroll. For meaning of abbreviations and symbols, see introductory text. For explanation of terms and comparability of 1987 and 1992 censuses, see appendix A. For information on geographic areas followed by ▲, see appendix F]

SIC code	Geographic area and kind of business or operation	Establishments (number)	Receipts (\$1,000)	Annual payroll (\$1,000)	First-quarter payroll (\$1,000)	Paid employees for pay period including March 12 (number)
CHARLOTTE—Con.						
80	Health services	814	804 464	394 751	84 409	10 176
801	Offices and clinics of doctors of medicine	341	485 120	270 614	55 931	4 180
8011 pt.	Offices of doctors of medicine	314	(D)	(D)	(D)	HH
8011 pt.	General medical clinics	27	(D)	(D)	(D)	FF
802	Offices and clinics of dentists	217	80 652	29 855	6 671	1 092
803	Offices and clinics of doctors of osteopathy	—	—	—	—	—
804	Offices and clinics of other health practitioners	140	42 082	14 787	3 211	527
8041	Offices and clinics of chiropractors	41	16 918	6 466	1 390	198
8042	Offices and clinics of optometrists	36	9 993	2 448	575	126
8043	Offices and clinics of podiatrists	17	(D)	(D)	(D)	BB
8049	Offices and clinics of health practitioners, n.e.c.	46	(D)	(D)	(D)	CC
805	Nursing and personal care facilities	25	48 658	25 612	6 205	1 695
8051	Skilled nursing care facilities	14	(D)	(D)	(D)	GG
8052	Intermediate care facilities	11	(D)	(D)	(D)	CC
8059	Nursing and personal care facilities, n.e.c.	—	—	—	—	—
806	Hospitals	2	(D)	(D)	(D)	EE
8062	General medical and surgical hospitals	—	—	—	—	—
8063, 9	Specialty hospitals	2	(D)	(D)	(D)	EE
807, 8, 9	Other health services	89	(D)	(D)	(D)	GG
807	Medical and dental laboratories	28	(D)	(D)	(D)	CC
8071	Medical laboratories	13	(D)	(D)	(D)	CC
8072	Dental laboratories	15	5 692	3 267	770	121
808	Home health care services	24	(D)	(D)	(D)	GG
809	Miscellaneous health and allied services, n.e.c.	37	(D)	(D)	(D)	FF
8092	Kidney dialysis centers	4	(D)	(D)	(D)	BB
8093	Specialty outpatient facilities, n.e.c.	22	23 441	8 929	2 064	313
8099	Health and allied services, n.e.c.	11	(D)	(D)	(D)	BB
81	Legal services	292	242 242	103 894	21 391	2 401
823, 4, 9	Selected educational services	42	(D)	(D)	(D)	EE
823	Libraries	—	—	—	—	—
824	Vocational schools	12	6 066	2 406	556	158
829	Schools and educational services, n.e.c.	30	(D)	(D)	(D)	CC
83	Social services	163	42 185	17 412	3 961	1 656
835	Child day care services	122	24 364	11 163	2 574	1 169
832, 3, 6, 9	Other social services	41	17 821	6 249	1 387	487
87 ex. 8733	Engineering, accounting, research, management, and related services (except noncommercial research organizations)	763	827 817	307 383	70 874	8 576
871	Engineering, architectural, and surveying services	267	493 331	157 409	36 518	3 716
8711	Engineering services	163	399 656	115 475	27 567	2 650
8712	Architectural services	85	84 057	37 230	7 835	869
8713	Surveying services	19	9 618	4 704	1 116	197
872	Accounting, auditing, and bookkeeping services	234	187 541	87 165	20 944	2 894
873 ex. 8733	Research, development, and testing services (except noncommercial research organizations)	35	18 146	6 771	1 584	318
8731	Commercial physical and biological research	5	(D)	(D)	(D)	AA
8732	Commercial economic, sociological, and educational research	16	(D)	(D)	(D)	CC
8734	Testing laboratories	14	10 723	4 352	1 039	150
874	Management and public relations services	227	128 799	56 038	11 828	1 648
8741	Management services	55	(D)	(D)	(D)	EE
8742	Management consulting services	116	75 083	36 135	7 231	840
8743	Public relations services	16	(D)	(D)	(D)	CC
8744	Facilities support management services	4	3 642	1 901	437	101
8748	Business consulting services, n.e.c.	36	14 527	4 513	989	191
89	Services, n.e.c.	27	(D)	(D)	(D)	CC
DURHAM ▲						
	Total	1 144	710 070	272 015	59 705	13 619
70 ex. 704	Hotels, rooming houses, camps, and other lodging places (except membership lodging)	25	(D)	(D)	(D)	FF
7011	Hotels and motels	24	37 191	11 008	2 716	971
7011 pt.	Hotels	14	(D)	(D)	(D)	FF
7011 pt.	Motels, motor hotels, and tourist courts	10	(D)	(D)	(D)	CC
702, 3	Other lodging places	1	(D)	(D)	(D)	AA

Table 5. Summary Statistics for Firms Subject to Federal Income Tax for Places With 350 Establishments or More: 1992 — Con.

[Includes only establishments with payroll. For meaning of abbreviations and symbols, see introductory text. For explanation of terms and comparability of 1987 and 1992 censuses, see appendix A. For information on geographic areas followed by ▲, see appendix F]

SIC code	Geographic area and kind of business or operation	Establishments (number)	Receipts (\$1,000)	Annual payroll (\$1,000)	First-quarter payroll (\$1,000)	Paid employees for pay period including March 12 (number)
DURHAM ▲—Con.						
72	Personal services -----	145	41 315	14 855	3 577	1 232
721	Laundry, cleaning, and garment services -----	40	17 769	6 738	1 638	519
7211	Power laundries, family and commercial* -----	3	(D)	(D)	(D)	AA
7213	Linen supply* -----	2	(D)	(D)	(D)	CC
7215	Coin-operated laundries and drycleaning -----	6	(D)	(D)	(D)	BB
7216	Drycleaning plants, except rug cleaning* -----	20	7 887	3 312	785	313
7217	Carpet and upholstery cleaning -----	3	(D)	(D)	(D)	AA
7218	Industrial laundriers* -----	—	—	—	—	—
7212, 9	Other laundry, cleaning, and garment services* -----	6	(D)	(D)	(D)	AA
722	Photographic studios, portrait -----	9	(D)	(D)	(D)	BB
723, 4	Beauty and barber shops -----	69	8 096	3 474	814	264
723	Beauty shops -----	65	7 637	3 251	763	245
724	Barber shops -----	4	459	223	51	19
725	Shoe repair shops and shoeshine parlors -----	5	391	76	18	9
726	Funeral service and crematories -----	8	5 436	1 907	309	77
729	Miscellaneous personal services -----	14	(D)	(D)	(D)	EE
73	Business services -----	215	140 117	60 472	13 304	4 254
731	Advertising -----	8	3 895	1 957	466	54
732	Consumer credit reporting agencies, mercantile reporting agencies, and adjustment and collection agencies -----	7	(D)	(D)	(D)	BB
733	Mailing, reproduction, commercial art and photography, and stenographic services -----	27	6 359	2 126	416	87
734	Services to dwellings and other buildings -----	38	14 537	7 785	1 801	966
735	Miscellaneous equipment rental and leasing -----	16	12 318	2 567	617	97
736	Personnel supply services -----	34	39 795	27 425	5 659	2 136
737	Computer programming, data processing, and other computer related services -----	38	42 405	10 906	2 472	306
7371, 2, 3	Computer programming, prepackaged software, and integrated systems -----	31	40 170	10 223	2 219	266
7374, 5, 6	Data processing services -----	3	(D)	(D)	(D)	BB
7377, 8, 9	Computer rental and leasing, maintenance, and related services, n.e.c. -----	4	(D)	(D)	(D)	AA
738	Miscellaneous business services -----	47	(D)	(D)	(D)	FF
75	Automotive repair, services, and parking -----	98	29 680	7 195	1 680	441
751	Automotive rental and leasing, without drivers -----	7	(D)	(D)	(D)	BB
752	Automobile parking -----	1	(D)	(D)	(D)	AA
753	Automotive repair shops -----	79	21 192	5 675	1 350	284
7532	Top, body, and upholstery repair shops and paint shops -----	20	5 367	1 410	368	88
7538	General automotive repair shops -----	41	11 128	2 989	704	135
7533, 4, 6, 7, 9	Other automotive repair shops -----	18	4 697	1 276	278	61
754	Automotive services, except repair -----	11	(D)	(D)	(D)	CC
76	Miscellaneous repair services -----	39	11 907	3 514	971	189
762	Electrical repair shops -----	18	(D)	(D)	(D)	CC
7622	Radio and television repair shops -----	9	(D)	(D)	(D)	BB
7623, 9	Other electrical and electronic repair shops -----	9	(D)	(D)	(D)	BB
763	Watch, clock, and jewelry repair -----	—	—	—	—	—
764	Reupholstery and furniture repair -----	9	(D)	(D)	(D)	BB
769	Miscellaneous repair and related services -----	12	(D)	(D)	(D)	BB
78, 79, 84	Amusement and recreation services, including motion pictures and museums -----	64	28 150	6 993	1 491	595
781, 2	Motion picture production, distribution, and services -----	4	(D)	(D)	(D)	BB
783	Motion picture theaters -----	5	(D)	(D)	(D)	BB
784	Video tape rental -----	10	(D)	(D)	(D)	BB
792	Theatrical producers (except motion picture), bands, orchestras, and entertainers -----	5	(D)	(D)	(D)	AA
793	Bowling centers -----	—	—	—	—	—
79 ex. 792, 3, 84	Commercial sports and other amusement and recreation services, including museums -----	40	17 384	5 027	1 009	406
80	Health services -----	250	233 304	82 438	17 667	2 783
801	Offices and clinics of doctors of medicine -----	91	(D)	(D)	(D)	FF
802	Offices and clinics of dentists -----	71	(D)	(D)	(D)	EE
803	Offices and clinics of doctors of osteopathy -----	2	(D)	(D)	(D)	AA
804	Offices and clinics of other health practitioners -----	46	10 237	3 726	769	168
805	Nursing and personal care facilities -----	13	(D)	(D)	(D)	FF
806	Hospitals -----	1	(D)	(D)	(D)	CC
807, 8, 9	Other health services -----	26	(D)	(D)	(D)	EE
81	Legal services -----	96	41 369	14 663	3 047	455
823, 4, 9	Selected educational services -----	4	(D)	(D)	(D)	BB
83	Social services -----	53	11 990	5 525	1 264	503
835	Child day care services -----	44	5 753	2 630	637	298
832, 3, 6, 9	Other social services -----	9	6 237	2 895	627	205

Table 5. Summary Statistics for Firms Subject to Federal Income Tax for Places With 350 Establishments or More: 1992 — Con.

[Includes only establishments with payroll. For meaning of abbreviations and symbols, see introductory text. For explanation of terms and comparability of 1987 and 1992 censuses, see appendix A. For information on geographic areas followed by ▲, see appendix F]

SIC code	Geographic area and kind of business or operation	Establishments (number)	Receipts (\$1,000)	Annual payroll (\$1,000)	First-quarter payroll (\$1,000)	Paid employees for pay period including March 12 (number)
	DURHAM ▲—Con.					
87 ex. 8733	Engineering, accounting, research, management, and related services (except noncommercial research organizations) -----	141	101 512	49 165	10 336	1 662
871	Engineering, architectural, and surveying services -----	43	15 805	7 573	1 353	207
872	Accounting, auditing, and bookkeeping services -----	44	14 682	6 826	1 643	240
873 ex. 8733	Research, development, and testing services (except noncommercial research organizations) -----	12	17 377	8 505	1 670	248
874	Management and public relations services -----	42	53 648	26 261	5 670	967
89	Services, n.e.c. -----	14	(D)	(D)	(D)	EE
	FAYETTEVILLE					
	Total -----	813	470 139	169 513	38 639	10 749
70 ex. 704	Hotels, rooming houses, camps, and other lodging places (except membership lodging) -----	26	29 314	7 974	1 809	857
7011	Hotels and motels -----	26	29 314	7 974	1 809	857
7011 pt.	Hotels -----	11	15 542	3 660	900	426
7011 pt.	Motels, motor hotels, and tourist courts -----	15	13 772	4 314	909	431
702, 3	Other lodging places -----	—	—	—	—	—
72	Personal services -----	109	34 387	11 221	2 845	1 087
721	Laundry, cleaning, and garment services -----	45	18 903	6 549	1 624	498
7211	Power laundries, family and commercial* -----	1	(D)	(D)	(D)	AA
7213	Linen supply* -----	2	(D)	(D)	(D)	CC
7215	Coin-operated laundries and drycleaning -----	8	1 184	186	31	17
7216	Drycleaning plants, except rug cleaning* -----	16	4 138	1 852	483	195
7217	Carpet and upholstery cleaning -----	7	579	158	28	11
7218	Industrial laundries* -----	2	(D)	(D)	(D)	CC
7212, 9	Other laundry, cleaning, and garment services* -----	9	(D)	(D)	(D)	BB
722	Photographic studios, portrait -----	11	(D)	(D)	(D)	BB
723, 4	Beauty and barber shops -----	30	3 261	1 327	319	124
723	Beauty shops -----	22	(D)	(D)	(D)	CC
724	Barber shops -----	8	(D)	(D)	(D)	AA
725	Shoe repair shops and shoeshine parlors -----	3	382	125	32	10
726	Funeral service and crematories -----	7	(D)	(D)	(D)	BB
729	Miscellaneous personal services -----	13	(D)	(D)	(D)	EE
73	Business services -----	105	66 797	32 393	7 252	2 913
731	Advertising -----	6	1 776	935	231	43
732	Consumer credit reporting agencies, mercantile reporting agencies, and adjustment and collection agencies -----	6	(D)	(D)	(D)	BB
733	Mailing, reproduction, commercial art and photography, and stenographic services -----	8	3 498	544	132	50
734	Services to dwellings and other buildings -----	24	18 641	11 856	2 808	1 033
735	Miscellaneous equipment rental and leasing -----	11	5 631	1 170	274	60
736	Personnel supply services -----	16	(D)	(D)	(D)	GG
737	Computer programming, data processing, and other computer related services -----	3	(D)	(D)	(D)	BB
7371, 2, 3	Computer programming, prepackaged software, and integrated systems -----	1	(D)	(D)	(D)	AA
7374, 5, 6	Data processing services -----	1	(D)	(D)	(D)	AA
7377, 8, 9	Computer rental and leasing, maintenance, and related services, n.e.c. -----	1	(D)	(D)	(D)	AA
738	Miscellaneous business services -----	31	17 099	5 375	1 274	602
75	Automotive repair, services, and parking -----	78	42 887	8 767	2 145	551
751	Automotive rental and leasing, without drivers -----	8	(D)	(D)	(D)	CC
752	Automobile parking -----	1	(D)	(D)	(D)	AA
753	Automotive repair shops -----	55	18 951	4 980	1 230	282
7532	Top, body, and upholstery repair shops and paint shops -----	14	4 666	1 191	292	65
7538	General automotive repair shops -----	23	4 280	1 223	368	74
7533, 4, 6, 7, 9	Other automotive repair shops -----	18	10 005	2 566	570	143
754	Automotive services, except repair -----	14	(D)	(D)	(D)	CC
76	Miscellaneous repair services -----	36	10 095	3 578	833	172
762	Electrical repair shops -----	16	5 567	2 326	575	110
7622	Radio and television repair shops -----	7	1 891	351	80	18
7623, 9	Other electrical and electronic repair shops -----	9	3 676	1 975	495	92
763	Watch, clock, and jewelry repair -----	—	—	—	—	—
764	Reupholstery and furniture repair -----	6	553	183	36	10
769	Miscellaneous repair and related services -----	14	3 975	1 069	222	52
78, 79, 84	Amusement and recreation services, including motion pictures and museums -----	52	26 702	6 526	1 556	761
781, 2	Motion picture production, distribution, and services -----	2	(D)	(D)	(D)	AA
783	Motion picture theaters -----	7	8 149	1 074	237	132
784	Video tape rental -----	10	3 899	685	177	92
792	Theatrical producers (except motion picture), bands, orchestras, and entertainers -----	1	(D)	(D)	(D)	AA
793	Bowling centers -----	4	(D)	(D)	(D)	BB
79 ex. 792, 3; 84	Commercial sports and other amusement and recreation services, including museums -----	28	12 561	4 062	960	453

Table 5. Summary Statistics for Firms Subject to Federal Income Tax for Places With 350 Establishments or More: 1992 — Con.

[Includes only establishments with payroll. For meaning of abbreviations and symbols, see introductory text. For explanation of terms and comparability of 1987 and 1992 censuses, see appendix A. For information on geographic areas followed by ▲, see appendix F]

SIC code	Geographic area and kind of business or operation	Establishments (number)	Receipts (\$1,000)	Annual payroll (\$1,000)	First-quarter payroll (\$1,000)	Paid employees for pay period including March 12 (number)
FAYETTEVILLE—Con.						
80	Health services	192	193 159	76 358	17 308	3 190
801	Offices and clinics of doctors of medicine	85	65 768	32 134	6 348	655
802	Offices and clinics of dentists	39	13 861	4 774	1 083	221
803	Offices and clinics of doctors of osteopathy	1	(D)	(D)	(D)	AA
804	Offices and clinics of other health practitioners	29	8 045	2 366	549	123
805	Nursing and personal care facilities	14	19 549	10 151	2 553	872
806	Hospitals	2	(D)	(D)	(D)	FF
807, 8, 9	Other health services	22	(D)	(D)	(D)	EE
81	Legal services	88	34 155	9 747	1 958	432
823, 4, 9	Selected educational services	8	1 679	449	97	37
83	Social services	32	6 119	2 392	535	264
835	Child day care services	11	2 945	1 268	313	163
832, 3, 6, 9	Other social services	21	3 174	1 124	222	101
87 ex. 8733	Engineering, accounting, research, management, and related services (except noncommercial research organizations)	84	23 944	9 987	2 254	474
871	Engineering, architectural, and surveying services	24	(D)	(D)	(D)	CC
872	Accounting, auditing, and bookkeeping services	45	(D)	(D)	(D)	CC
873 ex. 8733	Research, development, and testing services (except noncommercial research organizations)	—	—	—	—	—
874	Management and public relations services	15	(D)	(D)	(D)	CC
89	Services, n.e.c.	3	901	121	47	11
GASTONIA						
	Total	575	248 788	108 864	23 484	5 742
70 ex. 704	Hotels, rooming houses, camps, and other lodging places (except membership lodging)	11	5 620	1 099	254	142
7011	Hotels and motels	10	(D)	(D)	(D)	CC
7011 pt.	Hotels	9	(D)	(D)	(D)	CC
7011 pt.	Motels, motor hotels, and tourist courts	1	(D)	(D)	(D)	BB
702, 3	Other lodging places	1	(D)	(D)	(D)	AA
72	Personal services	72	19 095	6 849	1 654	533
721	Laundry, cleaning, and garment services	21	8 396	3 361	772	292
7211	Power laundries, family and commercial*	—	—	—	—	—
7213	Linen supply*	—	—	—	—	—
7215	Coin-operated laundries and drycleaning	4	167	56	16	11
7216	Drycleaning plants, except rug cleaning*	7	3 176	1 527	333	161
7217	Carpet and upholstery cleaning	3	(D)	(D)	(D)	BB
7218	Industrial launderers*	1	(D)	(D)	(D)	BB
7212, 9	Other laundry, cleaning, and garment services*	6	(D)	(D)	(D)	AA
722	Photographic studios, portrait	5	827	192	44	25
723, 4	Beauty and barber shops	31	3 350	1 622	376	117
723	Beauty shops	25	2 846	1 344	312	99
724	Barber shops	6	504	278	64	18
725	Shoe repair shops and shoeshine parlors	1	(D)	(D)	(D)	AA
726	Funeral service and crematories	4	(D)	(D)	(D)	BB
729	Miscellaneous personal services	10	(D)	(D)	(D)	BB
73	Business services	74	34 315	19 108	4 122	1 709
731	Advertising	2	(D)	(D)	(D)	AA
732	Consumer credit reporting agencies, mercantile reporting agencies, and adjustment and collection agencies	1	(D)	(D)	(D)	BB
733	Mailing, reproduction, commercial art and photography, and stenographic services	2	(D)	(D)	(D)	AA
734	Services to dwellings and other buildings	25	3 357	1 615	351	215
735	Miscellaneous equipment rental and leasing	9	(D)	(D)	(D)	BB
736	Personnel supply services	9	7 669	5 618	880	552
737	Computer programming, data processing, and other computer related services	7	(D)	(D)	(D)	AA
7371, 2, 3	Computer programming, prepackaged software, and integrated systems	1	(D)	(D)	(D)	AA
7374, 5, 6	Data processing services	—	—	—	—	—
7377, 8, 9	Computer rental and leasing, maintenance, and related services, n.e.c.	6	(D)	(D)	(D)	AA
738	Miscellaneous business services	19	(D)	(D)	(D)	FF
75	Automotive repair, services, and parking	56	20 635	7 768	1 685	409
751	Automotive rental and leasing, without drivers	1	(D)	(D)	(D)	AA
752	Automobile parking	—	—	—	—	—
753	Automotive repair shops	46	18 553	7 042	1 563	337
7532	Top, body, and upholstery repair shops and paint shops	8	2 441	812	190	42
7538	General automotive repair shops	22	5 897	1 798	316	66
7533, 4, 6, 7, 9	Other automotive repair shops	16	10 215	4 432	1 057	229
754	Automotive services, except repair	9	(D)	(D)	(D)	BB

Table 5. Summary Statistics for Firms Subject to Federal Income Tax for Places With 350 Establishments or More: 1992 — Con.

[Includes only establishments with payroll. For meaning of abbreviations and symbols, see introductory text. For explanation of terms and comparability of 1987 and 1992 censuses, see appendix A. For information on geographic areas followed by ▲, see appendix F]

SIC code	Geographic area and kind of business or operation	Establishments (number)	Receipts (\$1,000)	Annual payroll (\$1,000)	First-quarter payroll (\$1,000)	Paid employees for pay period including March 12 (number)
GASTONIA—Con.						
76	Miscellaneous repair services -----	33	9 459	2 508	532	132
762	Electrical repair shops -----	9	2 505	489	108	22
7622	Radio and television repair shops -----	3	(D)	(D)	(D)	AA
7623, 9	Other electrical and electronic repair shops -----	6	(D)	(D)	(D)	AA
763	Watch, clock, and jewelry repair -----	1	(D)	(D)	(D)	AA
764	Reupholstery and furniture repair -----	3	(D)	(D)	(D)	BB
769	Miscellaneous repair and related services -----	20	(D)	(D)	(D)	BB
78, 79, 84	Amusement and recreation services, including motion pictures and museums -----	46	9 997	2 339	543	361
781, 2	Motion picture production, distribution, and services -----	1	(D)	(D)	(D)	AA
783	Motion picture theaters -----	3	2 094	305	76	49
784	Video tape rental -----	13	(D)	(D)	(D)	BB
792	Theatrical producers (except motion picture), bands, orchestras, and entertainers -----	2	(D)	(D)	(D)	AA
793	Bowling centers -----	2	(D)	(D)	(D)	BB
79 ex. 792, 3, 84	Commercial sports and other amusement and recreation services, including museums -----	25	3 995	1 147	246	198
80	Health services -----	145	104 421	51 788	10 874	1 698
801	Offices and clinics of doctors of medicine -----	70	51 398	26 718	5 180	557
802	Offices and clinics of dentists -----	35	14 776	7 277	1 635	231
803	Offices and clinics of doctors of osteopathy -----	—	—	—	—	—
804	Offices and clinics of other health practitioners -----	21	(D)	(D)	(D)	BB
805	Nursing and personal care facilities -----	4	12 563	5 990	1 522	435
806	Hospitals -----	—	—	—	—	—
807, 8, 9	Other health services -----	15	(D)	(D)	(D)	EE
81	Legal services -----	48	18 389	7 225	1 485	203
823, 4, 9	Selected educational services -----	3	(D)	(D)	(D)	AA
83	Social services -----	29	5 530	2 443	560	275
835	Child day care services -----	22	(D)	(D)	(D)	CC
832, 3, 6, 9	Other social services -----	7	(D)	(D)	(D)	CC
87 ex. 8733	Engineering, accounting, research, management, and related services (except noncommercial research organizations) -----	56	20 814	7 498	1 758	275
871	Engineering, architectural, and surveying services -----	10	7 227	1 759	400	55
872	Accounting, auditing, and bookkeeping services -----	28	8 047	2 959	716	145
873 ex. 8733	Research, development, and testing services (except noncommercial research organizations) -----	1	(D)	(D)	(D)	AA
874	Management and public relations services -----	17	(D)	(D)	(D)	BB
89	Services, n.e.c. -----	2	(D)	(D)	(D)	AA
GOLDSBORO						
	Total -----	378	168 189	69 858	14 860	4 275
70 ex. 704	Hotels, rooming houses, camps, and other lodging places (except membership lodging) -----	8	6 821	1 612	359	200
7011	Hotels and motels -----	8	6 821	1 612	359	200
7011 pt.	Hotels -----	7	(D)	(D)	(D)	CC
7011 pt.	Motels, motor hotels, and tourist courts -----	1	(D)	(D)	(D)	AA
702, 3	Other lodging places -----	—	—	—	—	—
72	Personal services -----	42	24 794	8 166	2 002	591
721	Laundry, cleaning, and garment services -----	8	(D)	(D)	(D)	EE
7211	Power laundries, family and commercial* -----	—	—	—	—	—
7213	Linen supply* -----	—	—	—	—	—
7215	Coin-operated laundries and drycleaning -----	1	(D)	(D)	(D)	AA
7216	Drycleaning plants, except rug cleaning* -----	5	(D)	(D)	(D)	BB
7217	Carpet and upholstery cleaning -----	—	—	—	—	—
7218	Industrial launderers* -----	1	(D)	(D)	(D)	EE
7212, 9	Other laundry, cleaning, and garment services* -----	1	(D)	(D)	(D)	AA
722	Photographic studios, portrait -----	6	1 537	260	48	25
723, 4	Beauty and barber shops -----	14	1 393	610	145	64
723	Beauty shops -----	13	(D)	(D)	(D)	BB
724	Barber shops -----	1	(D)	(D)	(D)	AA
725	Shoe repair shops and shoeshine parlors -----	2	(D)	(D)	(D)	AA
726	Funeral service and crematories -----	5	2 942	778	159	53
729	Miscellaneous personal services -----	7	(D)	(D)	(D)	BB

Table 5. Summary Statistics for Firms Subject to Federal Income Tax for Places With 350 Establishments or More: 1992 — Con.

[Includes only establishments with payroll. For meaning of abbreviations and symbols, see introductory text. For explanation of terms and comparability of 1987 and 1992 censuses, see appendix A. For information on geographic areas followed by ▲, see appendix F]

SIC code	Geographic area and kind of business or operation	Establishments (number)	Receipts (\$1,000)	Annual payroll (\$1,000)	First-quarter payroll (\$1,000)	Paid employees for pay period including March 12 (number)
GOLDSBORO—Con.						
73	Business services	45	16 845	8 522	1 761	1 128
731	Advertising	4	1 293	658	152	30
732	Consumer credit reporting agencies, mercantile reporting agencies, and adjustment and collection agencies	1	(D)	(D)	(D)	AA
733	Mailing, reproduction, commercial art and photography, and stenographic services	2	(D)	(D)	(D)	AA
734	Services to dwellings and other buildings	17	(D)	(D)	(D)	CC
735	Miscellaneous equipment rental and leasing	6	(D)	(D)	(D)	BB
736	Personnel supply services	4	(D)	(D)	(D)	FF
737	Computer programming, data processing, and other computer related services	6	1 998	649	162	23
7371, 2, 3	Computer programming, prepackaged software, and integrated systems	5	(D)	(D)	(D)	BB
7374, 5, 6	Data processing services	—	—	—	—	—
7377, 8, 9	Computer rental and leasing, maintenance, and related services, n.e.c.	1	(D)	(D)	(D)	AA
738	Miscellaneous business services	5	(D)	(D)	(D)	BB
75	Automotive repair, services, and parking	51	23 161	8 293	1 956	369
751	Automotive rental and leasing, without drivers	4	(D)	(D)	(D)	CC
752	Automobile parking	1	(D)	(D)	(D)	AA
753	Automotive repair shops	42	(D)	(D)	(D)	CC
7532	Top, body, and upholstery repair shops and paint shops	4	1 302	351	77	15
7538	General automotive repair shops	24	5 780	1 607	359	92
7533, 4, 6, 7, 9	Other automotive repair shops	14	(D)	(D)	(D)	BB
754	Automotive services, except repair	4	(D)	(D)	(D)	BB
76	Miscellaneous repair services	20	4 527	1 718	456	98
762	Electrical repair shops	9	(D)	(D)	(D)	BB
7622	Radio and television repair shops	3	(D)	(D)	(D)	AA
7623, 9	Other electrical and electronic repair shops	6	(D)	(D)	(D)	BB
763	Watch, clock, and jewelry repair	1	(D)	(D)	(D)	AA
764	Reupholstery and furniture repair	4	(D)	(D)	(D)	AA
769	Miscellaneous repair and related services	6	(D)	(D)	(D)	BB
78, 79, 84	Amusement and recreation services, including motion pictures and museums	21	5 478	1 126	260	168
781, 2	Motion picture production, distribution, and services	—	—	—	—	—
783	Motion picture theaters	3	(D)	(D)	(D)	BB
784	Video tape rental	6	(D)	(D)	(D)	BB
792	Theatrical producers (except motion picture), bands, orchestras, and entertainers	—	—	—	—	—
793	Bowling centers	1	(D)	(D)	(D)	BB
79 ex. 792, 3; 84	Commercial sports and other amusement and recreation services, including museums	11	1 546	500	113	70
80	Health services	99	59 664	29 607	5 733	1 102
801	Offices and clinics of doctors of medicine	44	33 011	18 078	3 005	310
802	Offices and clinics of dentists	24	(D)	(D)	(D)	CC
803	Offices and clinics of doctors of osteopathy	2	(D)	(D)	(D)	AA
804	Offices and clinics of other health practitioners	14	3 563	1 335	316	75
805	Nursing and personal care facilities	6	(D)	(D)	(D)	FF
806	Hospitals	—	—	—	—	—
807, 8, 9	Other health services	9	(D)	(D)	(D)	BB
81	Legal services	33	10 261	3 316	643	134
823, 4, 9	Selected educational services	2	(D)	(D)	(D)	AA
83	Social services	18	5 825	2 446	432	283
835	Child day care services	11	2 097	1 016	251	171
832, 3, 6, 9	Other social services	7	3 728	1 430	181	112
87 ex. 8733	Engineering, accounting, research, management, and related services (except noncommercial research organizations)	36	10 124	4 801	1 214	189
871	Engineering, architectural, and surveying services	11	4 095	2 208	596	66
872	Accounting, auditing, and bookkeeping services	18	(D)	(D)	(D)	BB
873 ex. 8733	Research, development, and testing services (except noncommercial research organizations)	1	(D)	(D)	(D)	AA
874	Management and public relations services	6	(D)	(D)	(D)	BB
89	Services, n.e.c.	3	(D)	(D)	(D)	AA

Table 5. Summary Statistics for Firms Subject to Federal Income Tax for Places With 350 Establishments or More: 1992 — Con.

[Includes only establishments with payroll. For meaning of abbreviations and symbols, see introductory text. For explanation of terms and comparability of 1987 and 1992 censuses, see appendix A. For information on geographic areas followed by ▲, see appendix F]

SIC code	Geographic area and kind of business or operation	Establishments (number)	Receipts (\$1,000)	Annual payroll (\$1,000)	First-quarter payroll (\$1,000)	Paid employees for pay period including March 12 (number)
GREENSBORO						
	Total	2 082	1 234 457	487 621	109 051	24 912
70 ex. 704	Hotels, rooming houses, camps, and other lodging places (except membership lodging)	46	(D)	(D)	(D)	GG
7011	Hotels and motels	43	68 675	19 081	4 644	1 701
7011 pt.	Hotels	26	57 145	16 227	4 003	1 429
7011 pt.	Hotels, 25 guestrooms or more	24	(D)	(D)	(D)	GG
7011 pt.	Hotels, less than 25 guestrooms	2	(D)	(D)	(D)	AA
7011 pt.	Motels, motor hotels, and tourist courts	17	11 530	2 854	641	272
7011 pt.	Motels, tourist courts	16	(D)	(D)	(D)	EE
7011 pt.	Motor hotels	1	(D)	(D)	(D)	AA
702, 3	Other lodging places	3	(D)	(D)	(D)	AA
702	Rooming and boarding houses	1	(D)	(D)	(D)	AA
703	Camps and recreational vehicle parks	2	(D)	(D)	(D)	AA
72	Personal services	234	64 752	23 428	5 446	1 797
721	Laundry, cleaning, and garment services	85	28 386	10 383	2 365	845
7211	Power laundries, family and commercial*	2	(D)	(D)	(D)	BB
7213	Linen supply*	2	(D)	(D)	(D)	CC
7215	Coin-operated laundries and drycleaning	19	2 727	717	160	66
7216	Drycleaning plants, except rug cleaning*	44	11 246	4 857	1 088	403
7217	Carpet and upholstery cleaning	11	1 343	594	142	78
7218	Industrial laundriers*	—	—	—	—	—
7212, 9	Other laundry, cleaning, and garment services*	7	(D)	(D)	(D)	BB
7212	Garment pressing, and agents for laundries and drycleaners	1	(D)	(D)	(D)	AA
7219	Laundry and garment services, n.e.c.*	6	(D)	(D)	(D)	BB
722	Photographic studios, portrait	16	4 304	907	220	88
723, 4	Beauty and barber shops	84	13 485	6 751	1 577	416
723	Beauty shops	74	11 961	5 936	1 385	379
724	Barber shops	10	1 524	815	192	37
725	Shoe repair shops and shoeshine parlors	4	367	99	23	9
726	Funeral service and crematories	11	7 992	2 134	532	110
729	Miscellaneous personal services	34	10 218	3 154	729	329
7291	Tax return preparation services	8	5 687	1 649	409	232
7299	Miscellaneous personal services, n.e.c.	26	4 531	1 505	320	97
73	Business services	469	321 499	128 131	28 724	9 866
731	Advertising	28	27 056	7 730	1 944	641
7311	Advertising agencies	23	(D)	(D)	(D)	CC
7312	Outdoor advertising services	2	(D)	(D)	(D)	BB
7313	Radio, television, publishers' advertising representatives	—	—	—	—	—
7319	Advertising, n.e.c.	3	(D)	(D)	(D)	EE
732	Consumer credit reporting agencies, mercantile reporting agencies, and adjustment and collection agencies	6	19 913	5 080	1 263	196
7322	Adjustment and collection services	4	(D)	(D)	(D)	BB
7323	Credit reporting services	2	(D)	(D)	(D)	CC
733	Mailing, reproduction, commercial art and photography, and stenographic services	52	15 094	5 145	1 107	194
7331	Direct mail advertising services	4	922	424	109	23
7334	Photocopying and duplicating services	2	(D)	(D)	(D)	AA
7335, 6	Commercial photography, art, and graphics	30	(D)	(D)	(D)	CC
7335	Commercial photography	9	(D)	(D)	(D)	BB
7336	Commercial art and graphic design	21	8 972	2 800	571	79
7338	Secretarial and court reporting services	16	(D)	(D)	(D)	BB
734	Services to dwellings and other buildings	97	39 742	21 114	4 657	2 376
7342	Disinfecting and pest control services	16	7 487	2 911	623	141
7349	Building cleaning and maintenance services, n.e.c.	81	32 255	18 203	4 034	2 235
735	Miscellaneous equipment rental and leasing	31	27 780	7 446	1 809	330
7352	Medical equipment rental and leasing	3	(D)	(D)	(D)	BB
7353	Heavy construction equipment rental and leasing	2	(D)	(D)	(D)	BB
7359	Equipment rental and leasing, n.e.c.	26	18 491	5 084	1 214	222
736	Personnel supply services	73	67 579	40 258	8 343	3 936
7361	Employment agencies	30	17 668	5 768	1 459	391
7363	Help supply services	43	49 911	34 490	6 884	3 545
7363 pt.	Temporary help supply	37	(D)	(D)	(D)	HH
7363 pt.	Help supply, except temporary	6	(D)	(D)	(D)	EE
737	Computer programming, data processing, and other computer related services	79	69 653	20 542	4 748	539
7371, 2, 3	Computer programming, prepackaged software, and integrated systems	48	28 480	12 994	2 968	317
7371	Computer programming services	32	20 918	10 390	2 312	233
7372	Prepackaged software	9	(D)	(D)	(D)	BB
7373	Computer integrated systems	7	(D)	(D)	(D)	BB
7374, 5, 6	Data processing services	13	(D)	(D)	(D)	CC
7374, 5	Computer processing, information retrieval	13	(D)	(D)	(D)	CC
7376	Computer facilities management services	—	—	—	—	—
7377, 8, 9	Computer rental and leasing, maintenance, and related services, n.e.c.	18	(D)	(D)	(D)	BB
7377	Computer rental and leasing	—	—	—	—	—
7378	Computer maintenance and repair	4	3 940	557	159	21
7379	Computer related services, n.e.c.	14	(D)	(D)	(D)	BB

Table 5. Summary Statistics for Firms Subject to Federal Income Tax for Places With 350 Establishments or More: 1992 — Con.

[Includes only establishments with payroll. For meaning of abbreviations and symbols, see introductory text. For explanation of terms and comparability of 1987 and 1992 censuses, see appendix A. For information on geographic areas followed by ▲, see appendix F]

SIC code	Geographic area and kind of business or operation	Establishments (number)	Receipts (\$1,000)	Annual payroll (\$1,000)	First-quarter payroll (\$1,000)	Paid employees for pay period including March 12 (number)
	GREENSBORO—Con.					
73	Business services—Con.					
738	Miscellaneous business services	103	54 682	20 816	4 853	1 654
7381, 2	Detective agencies and protective services	23	19 113	11 126	2 639	1 084
7381	Detective, guard, and armored car services	18	13 583	9 449	2 223	1 007
7382	Security systems services	5	5 530	1 677	416	77
7383	News syndicates	—	—	—	—	—
7384	Photofinishing laboratories*	12	3 393	1 447	286	83
7389	Business services, n.e.c.	68	32 176	8 243	1 928	487
7389 pt.	Sign painting shops	3	(D)	(D)	(D)	AA
7389 pt.	Interior designing	18	3 871	765	145	34
7389 pt.	Telephone answering services	2	(D)	(D)	(D)	AA
7389 pt.	Other business services	45	27 787	7 282	1 744	435
75	Automotive repair, services, and parking	164	98 257	19 925	4 698	1 051
751	Automotive rental and leasing, without drivers	17	56 164	6 649	1 634	324
7513	Truck rental and leasing, without drivers	7	46 954	5 422	1 339	223
7514, 5	Passenger car rental and leasing	10	9 210	1 227	295	101
7514	Passenger car rental	10	9 210	1 227	295	101
7515	Passenger car leasing	—	—	—	—	—
7519	Utility trailer and recreational vehicle rental	—	—	—	—	—
752	Automobile parking	3	(D)	(D)	(D)	AA
753	Automotive repair shops	120	35 720	11 025	2 557	538
7532	Top, body, and upholstery repair shops and paint shops	27	7 818	2 761	635	135
7532 pt.	Top and body repair shops	26	(D)	(D)	(D)	CC
7532 pt.	Paint shops	1	(D)	(D)	(D)	AA
7538	General automotive repair shops	67	19 457	5 936	1 347	268
7538 pt.	General automotive repair shops, except diesel	58	15 440	4 590	1 043	209
7538 pt.	Diesel repair shops	9	4 017	1 346	304	59
7533, 4, 6, 7, 9	Other automotive repair shops	26	8 445	2 328	575	135
7533	Automotive exhaust system repair shops	6	(D)	(D)	(D)	BB
7534	Tire retreading and repair shops	2	(D)	(D)	(D)	AA
7536	Automotive glass replacement shops	4	1 966	492	129	24
7537	Automotive transmission repair shops	5	(D)	(D)	(D)	BB
7539	Automotive repair shops, n.e.c.	9	2 564	803	200	55
7539 pt.	Radiator repair	3	(D)	(D)	(D)	BB
7539 pt.	Brake, front end, and wheel alignment	—	—	—	—	—
7539 pt.	Automotive electrical and fuel system services	4	(D)	(D)	(D)	AA
7539 pt.	Other automotive repair shops, n.e.c.	2	(D)	(D)	(D)	AA
754	Automotive services, except repair	24	(D)	(D)	(D)	CC
7542	Carwashes	16	3 185	1 009	219	117
7549	Automotive services, except repair and carwashes	8	(D)	(D)	(D)	BB
76	Miscellaneous repair services	88	47 147	18 321	4 242	755
762	Electrical repair shops	33	15 715	7 128	1 557	316
7622	Radio and television repair shops	8	3 816	1 977	499	89
7623, 9	Other electrical and electronic repair shops	25	11 899	5 151	1 058	227
7623	Refrigeration and air-conditioning service and repair shops	5	2 052	505	114	21
7629	Electrical and electronic repair shops, n.e.c.	20	9 847	4 646	944	206
763	Watch, clock, and jewelry repair	4	331	75	17	5
764	Reupholstery and furniture repair	13	1 808	631	147	38
769	Miscellaneous repair and related services	38	29 293	10 487	2 521	396
7692	Welding repair	3	(D)	(D)	(D)	AA
7694	Armature rewinding shops	2	(D)	(D)	(D)	BB
7699	Repair shops and related services, n.e.c.	33	(D)	(D)	(D)	EE
78, 79, 84	Amusement and recreation services, including motion pictures and museums	109	34 874	8 037	2 004	912
781, 2	Motion picture production, distribution, and services	5	667	264	64	13
783	Motion picture theaters	7	(D)	(D)	(D)	CC
7832	Motion picture theaters, except drive-in	7	(D)	(D)	(D)	CC
7833	Drive-in motion picture theaters	—	—	—	—	—
784	Video tape rental	17	5 863	1 124	249	134
792	Theatrical producers (except motion picture), bands, orchestras, and entertainers	8	(D)	(D)	(D)	BB
7922	Theatrical producers (except motion picture) and miscellaneous theatrical services	7	(D)	(D)	(D)	BB
7929	Bands, orchestras, actors, and other entertainers and entertainment groups	1	(D)	(D)	(D)	AA
793	Bowling centers	2	(D)	(D)	(D)	BB
79 ex. 792, 3, 84	Commercial sports and other amusement and recreation services, including museums	70	17 501	4 707	1 196	517
794	Commercial sports	2	(D)	(D)	(D)	BB
7941	Professional sports clubs, managers, promoters	2	(D)	(D)	(D)	BB
7948	Racing, including track operation	—	—	—	—	—
79 ex. 792, 3, 4, 84	Other amusement and recreation services, including museums	68	(D)	(D)	(D)	EE
791	Dance studios, schools, and halls	12	(D)	(D)	(D)	BB
7991	Physical fitness facilities	16	4 738	1 209	286	162
7992	Public golf courses	3	(D)	(D)	(D)	BB
7993	Coin-operated amusement devices	4	(D)	(D)	(D)	AA
7996	Amusement parks	—	—	—	—	—
7997	Membership sports and recreation clubs	9	(D)	(D)	(D)	BB
7999, 84	Amusement and recreation services, including museums, n.e.c.	24	4 995	1 251	290	171
7999 pt.	Concession operators of amusement devices and rides	—	—	—	—	—
7999 pt.	Carnivals, circuses, and fairs	—	—	—	—	—
7999 pt., 84	Other recreation and amusements, including museums	24	4 995	1 251	290	171

Table 5. Summary Statistics for Firms Subject to Federal Income Tax for Places With 350 Establishments or More: 1992 — Con.

[Includes only establishments with payroll. For meaning of abbreviations and symbols, see introductory text. For explanation of terms and comparability of 1987 and 1992 censuses, see appendix A. For information on geographic areas followed by ▲, see appendix F]

SIC code	Geographic area and kind of business or operation	Establishments (number)	Receipts (\$1,000)	Annual payroll (\$1,000)	First-quarter payroll (\$1,000)	Paid employees for pay period including March 12 (number)
GREENSBORO—Con.						
80	Health services	453	359 607	177 979	38 316	5 022
801	Offices and clinics of doctors of medicine	212	199 776	110 275	23 162	2 180
8011 pt.	Offices of doctors of medicine	208	189 312	107 797	22 321	2 058
8011 pt.	General medical clinics	4	10 464	2 478	841	122
802	Offices and clinics of dentists	110	47 875	21 576	4 719	730
803	Offices and clinics of doctors of osteopathy	—	—	—	—	—
804	Offices and clinics of other health practitioners	78	20 529	8 321	1 724	336
8041	Offices and clinics of chiropractors	16	5 099	1 596	346	71
8042	Offices and clinics of optometrists	17	4 170	1 409	330	62
8043	Offices and clinics of podiatrists	6	(D)	(D)	(D)	AA
8049	Offices and clinics of health practitioners, n.e.c.	39	(D)	(D)	(D)	CC
805	Nursing and personal care facilities	10	23 366	12 761	2 879	814
8051	Skilled nursing care facilities	6	(D)	(D)	(D)	FF
8052	Intermediate care facilities	4	(D)	(D)	(D)	CC
8059	Nursing and personal care facilities, n.e.c.	—	—	—	—	—
806	Hospitals	1	(D)	(D)	(D)	CC
8062	General medical and surgical hospitals	—	—	—	—	—
8063, 9	Specialty hospitals	1	(D)	(D)	(D)	CC
807, 8, 9	Other health services	42	(D)	(D)	(D)	FF
807	Medical and dental laboratories	21	32 230	12 577	2 694	390
8071	Medical laboratories	10	30 286	11 603	2 476	349
8072	Dental laboratories	11	1 944	974	218	41
808	Home health care services	9	(D)	(D)	(D)	EE
809	Miscellaneous health and allied services, n.e.c.	12	(D)	(D)	(D)	CC
8092	Kidney dialysis centers	2	(D)	(D)	(D)	BB
8093	Specialty outpatient facilities, n.e.c.	6	(D)	(D)	(D)	BB
8099	Health and allied services, n.e.c.	4	(D)	(D)	(D)	BB
81	Legal services	152	89 318	33 756	6 703	988
823, 4, 9	Selected educational services	18	2 208	862	200	70
823	Libraries	—	—	—	—	—
824	Vocational schools	6	(D)	(D)	(D)	AA
829	Schools and educational services, n.e.c.	12	(D)	(D)	(D)	BB
83	Social services	82	21 108	9 244	2 305	848
835	Child day care services	57	10 466	5 195	1 316	613
832, 3, 6, 9	Other social services	25	10 642	4 049	989	235
87 ex. 8733	Engineering, accounting, research, management, and related services (except noncommercial research organizations)	256	120 922	47 424	11 229	1 856
871	Engineering, architectural, and surveying services	72	34 765	17 835	4 171	585
8711	Engineering services	47	26 989	13 884	3 256	431
8712	Architectural services	15	5 950	2 988	692	101
8713	Surveying services	10	1 826	963	223	53
872	Accounting, auditing, and bookkeeping services	96	31 911	10 967	2 829	456
873 ex. 8733	Research, development, and testing services (except noncommercial research organizations)	18	(D)	(D)	(D)	EE
8731	Commercial physical and biological research	2	(D)	(D)	(D)	AA
8732	Commercial economic, sociological, and educational research	8	(D)	(D)	(D)	EE
8734	Testing laboratories	8	(D)	(D)	(D)	BB
874	Management and public relations services	70	(D)	(D)	(D)	EE
8741	Management services	18	9 505	5 867	1 471	181
8742	Management consulting services	44	11 223	4 778	848	99
8743	Public relations services	3	818	215	55	7
8744	Facilities support management services	—	—	—	—	—
8748	Business consulting services, n.e.c.	5	(D)	(D)	(D)	BB
89	Services, n.e.c.	11	(D)	(D)	(D)	BB
GREENVILLE						
	Total	502	295 679	123 503	25 931	6 131
70 ex. 704	Hotels, rooming houses, camps, and other lodging places (except membership lodging)	15	15 330	2 739	561	327
7011	Hotels and motels	15	15 330	2 739	561	327
7011 pt.	Hotels	10	13 835	2 458	509	277
7011 pt.	Motels, motor hotels, and tourist courts	5	1 495	281	52	50
702, 3	Other lodging places	—	—	—	—	—

Table 5. Summary Statistics for Firms Subject to Federal Income Tax for Places With 350 Establishments or More: 1992 — Con.

[Includes only establishments with payroll. For meaning of abbreviations and symbols, see introductory text. For explanation of terms and comparability of 1987 and 1992 censuses, see appendix A. For information on geographic areas followed by ▲, see appendix F.]

SIC code	Geographic area and kind of business or operation	Establishments (number)	Receipts (\$1,000)	Annual payroll (\$1,000)	First-quarter payroll (\$1,000)	Paid employees for pay period including March 12 (number)
GREENVILLE—Con.						
72	Personal services	58	12 055	4 049	1 074	503
721	Laundry, cleaning, and garment services	17	4 983	1 578	413	178
7211	Power laundries, family and commercial*	1	(D)	(D)	(D)	AA
7213	Linen supply*	—	—	—	—	—
7215	Coin-operated laundries and drycleaning	4	(D)	(D)	(D)	AA
7216	Drycleaning plants, except rug cleaning*	8	(D)	(D)	(D)	CC
7217	Carpet and upholstery cleaning	—	—	—	—	—
7218	Industrial launderers*	1	(D)	(D)	(D)	AA
7212, 9	Other laundry, cleaning, and garment services*	3	281	98	7	5
722	Photographic studios, portrait	5	970	220	48	24
723, 4	Beauty and barber shops	22	2 158	899	226	96
723	Beauty shops	22	2 158	899	226	96
724	Barber shops	—	—	—	—	—
725	Shoe repair shops and shoeshine parlors	3	220	35	10	5
726	Funeral service and crematories	3	(D)	(D)	(D)	BB
729	Miscellaneous personal services	8	(D)	(D)	(D)	CC
73	Business services	75	50 539	20 449	3 967	1 588
731	Advertising	5	1 357	644	155	27
732	Consumer credit reporting agencies, mercantile reporting agencies, and adjustment and collection agencies	2	(D)	(D)	(D)	BB
733	Mailing, reproduction, commercial art and photography, and stenographic services	5	(D)	(D)	(D)	BB
734	Services to dwellings and other buildings	15	6 242	2 129	506	272
735	Miscellaneous equipment rental and leasing	8	6 546	1 257	284	51
736	Personnel supply services	12	(D)	(D)	(D)	FF
737	Computer programming, data processing, and other computer related services	4	2 020	754	186	38
7371, 2, 3	Computer programming, prepackaged software, and integrated systems	3	(D)	(D)	(D)	BB
7374, 5, 6	Data processing services	—	—	—	—	—
7377, 8, 9	Computer rental and leasing, maintenance, and related services, n.e.c.	1	(D)	(D)	(D)	AA
738	Miscellaneous business services	24	16 886	5 119	1 270	508
75	Automotive repair, services, and parking	43	16 514	4 183	946	206
751	Automotive rental and leasing, without drivers	3	(D)	(D)	(D)	AA
752	Automobile parking	2	(D)	(D)	(D)	AA
753	Automotive repair shops	32	10 831	3 498	824	165
7532	Top, body, and upholstery repair shops and paint shops	4	(D)	(D)	(D)	BB
7538	General automotive repair shops	18	5 934	2 136	521	105
7533, 4, 6, 7, 9	Other automotive repair shops	10	(D)	(D)	(D)	BB
754	Automotive services, except repair	6	1 232	423	66	21
76	Miscellaneous repair services	15	(D)	(D)	(D)	BB
762	Electrical repair shops	4	(D)	(D)	(D)	BB
7622	Radio and television repair shops	—	—	—	—	—
7623, 9	Other electrical and electronic repair shops	4	(D)	(D)	(D)	BB
763	Watch, clock, and jewelry repair	—	—	—	—	—
764	Reupholstery and furniture repair	2	(D)	(D)	(D)	AA
769	Miscellaneous repair and related services	9	(D)	(D)	(D)	BB
78, 79, 84	Amusement and recreation services, including motion pictures and museums	35	11 803	2 694	654	387
781, 2	Motion picture production, distribution, and services	—	—	—	—	—
783	Motion picture theaters	4	(D)	(D)	(D)	BB
784	Video tape rental	5	(D)	(D)	(D)	BB
792	Theatrical producers (except motion picture), bands, orchestras, and entertainers	—	—	—	—	—
793	Bowling centers	2	(D)	(D)	(D)	BB
79 ex. 792, 3, 84	Commercial sports and other amusement and recreation services, including museums	24	(D)	(D)	(D)	EE
80	Health services	125	136 592	68 079	14 062	2 056
801	Offices and clinics of doctors of medicine	51	79 073	45 830	8 986	857
802	Offices and clinics of dentists	28	(D)	(D)	(D)	CC
803	Offices and clinics of doctors of osteopathy	—	—	—	—	—
804	Offices and clinics of other health practitioners	29	(D)	(D)	(D)	CC
805	Nursing and personal care facilities	2	(D)	(D)	(D)	CC
806	Hospitals	—	—	—	—	—
807, 8, 9	Other health services	15	26 887	8 846	2 248	540
81	Legal services	54	20 670	7 255	1 507	277
823, 4, 9	Selected educational services	6	(D)	(D)	(D)	BB
83	Social services	23	6 003	2 367	577	277
835	Child day care services	14	2 572	1 298	319	167
832, 3, 6, 9	Other social services	9	3 431	1 069	258	110

Table 5. Summary Statistics for Firms Subject to Federal Income Tax for Places With 350 Establishments or More: 1992 — Con.

[Includes only establishments with payroll. For meaning of abbreviations and symbols, see introductory text. For explanation of terms and comparability of 1987 and 1992 censuses, see appendix A. For information on geographic areas followed by ▲, see appendix F]

SIC code	Geographic area and kind of business or operation	Establishments (number)	Receipts (\$1,000)	Annual payroll (\$1,000)	First-quarter payroll (\$1,000)	Paid employees for pay period including March 12 (number)
GREENVILLE—Con.						
87 ex. 8733	Engineering, accounting, research, management, and related services (except noncommercial research organizations) -----	53	21 057	9 676	2 101	400
871	Engineering, architectural, and surveying services -----	17	(D)	(D)	(D)	CC
872	Accounting, auditing, and bookkeeping services -----	25	5 755	2 920	650	127
873 ex. 8733	Research, development, and testing services (except noncommercial research organizations) -----	2	(D)	(D)	(D)	AA
874	Management and public relations services -----	9	(D)	(D)	(D)	BB
89	Services, n.e.c. -----	-	-	-	-	-
HICKORY ▲						
Total -----		563	383 634	141 024	32 243	6 542
70 ex. 704	Hotels, rooming houses, camps, and other lodging places (except membership lodging) -----	13	(D)	(D)	(D)	EE
7011	Hotels and motels -----	13	(D)	(D)	(D)	EE
7011 pt.	Hotels -----	7	(D)	(D)	(D)	CC
7011 pt.	Motels, motor hotels, and tourist courts -----	6	(D)	(D)	(D)	CC
702, 3	Other lodging places -----	-	-	-	-	-
72	Personal services -----	75	18 950	7 059	1 689	537
721	Laundry, cleaning, and garment services -----	17	10 683	4 360	1 019	290
7211	Power laundries, family and commercial* -----	2	(D)	(D)	(D)	BB
7213	Linen supply* -----	1	(D)	(D)	(D)	BB
7215	Coin-operated laundries and drycleaning -----	5	742	226	51	21
7216	Drycleaning plants, except rug cleaning* -----	6	3 081	1 470	341	102
7217	Carpet and upholstery cleaning -----	2	(D)	(D)	(D)	AA
7218	Industrial launderers* -----	1	(D)	(D)	(D)	BB
7212, 9	Other laundry, cleaning, and garment services* -----	-	-	-	-	-
722	Photographic studios, portrait -----	6	(D)	(D)	(D)	AA
723, 4	Beauty and barber shops -----	37	3 093	1 209	308	110
723	Beauty shops -----	33	2 854	1 120	283	102
724	Barber shops -----	4	239	89	25	8
725	Shoe repair shops and shoeshine parlors -----	3	(D)	(D)	(D)	AA
726	Funeral service and crematories -----	4	2 246	836	180	31
729	Miscellaneous personal services -----	8	(D)	(D)	(D)	BB
73	Business services -----	100	36 406	14 105	3 110	1 237
731	Advertising -----	10	5 364	1 712	419	64
732	Consumer credit reporting agencies, mercantile reporting agencies, and adjustment and collection agencies -----	2	(D)	(D)	(D)	BB
733	Mailing, reproduction, commercial art and photography, and stenographic services -----	9	3 759	1 287	283	72
734	Services to dwellings and other buildings -----	23	3 952	1 608	352	138
735	Miscellaneous equipment rental and leasing -----	9	3 350	680	180	50
736	Personnel supply services -----	12	5 437	3 954	823	564
737	Computer programming, data processing, and other computer related services -----	8	3 176	1 015	232	38
7371, 2, 3	Computer programming, prepackaged software, and integrated systems -----	6	(D)	(D)	(D)	BB
7374, 5, 6	Data processing services -----	-	-	-	-	-
7377, 8, 9	Computer rental and leasing, maintenance, and related services, n.e.c. -----	2	(D)	(D)	(D)	AA
738	Miscellaneous business services -----	27	(D)	(D)	(D)	EE
75	Automotive repair, services, and parking -----	61	24 866	6 118	1 489	338
751	Automotive rental and leasing, without drivers -----	10	11 129	1 749	412	78
752	Automobile parking -----	-	-	-	-	-
753	Automotive repair shops -----	39	12 066	3 694	892	175
7532	Top, body, and upholstery repair shops and paint shops -----	2	3 059	1 219	296	50
7538	General automotive repair shops -----	28	5 186	1 639	373	83
7533, 4, 6, 7, 9	Other automotive repair shops -----	9	3 821	836	223	42
754	Automotive services, except repair -----	12	1 671	675	185	85
76	Miscellaneous repair services -----	20	8 585	2 995	676	140
762	Electrical repair shops -----	5	2 400	767	182	42
7622	Radio and television repair shops -----	1	(D)	(D)	(D)	AA
7623, 9	Other electrical and electronic repair shops -----	4	(D)	(D)	(D)	BB
763	Watch, clock, and jewelry repair -----	-	-	-	-	-
764	Reupholstery and furniture repair -----	-	-	-	-	-
769	Miscellaneous repair and related services -----	15	6 185	2 228	494	98
78, 79, 84	Amusement and recreation services, including motion pictures and museums -----	28	7 826	1 525	334	190
781, 2	Motion picture production, distribution, and services -----	1	(D)	(D)	(D)	AA
783	Motion picture theaters -----	2	(D)	(D)	(D)	BB
784	Video tape rental -----	7	1 338	233	52	41
792	Theatrical producers (except motion picture), bands, orchestras, and entertainers -----	1	-	-	-	-
793	Bowling centers -----	1	(D)	(D)	(D)	BB
79 ex. 792, 3, 84	Commercial sports and other amusement and recreation services, including museums -----	17	3 290	727	154	68

Table 5. Summary Statistics for Firms Subject to Federal Income Tax for Places With 350 Establishments or More: 1992 — Con.

[Includes only establishments with payroll. For meaning of abbreviations and symbols, see introductory text. For explanation of terms and comparability of 1987 and 1992 censuses, see appendix A. For information on geographic areas followed by ▲, see appendix F]

SIC code	Geographic area and kind of business or operation	Establishments (number)	Receipts (\$1,000)	Annual payroll (\$1,000)	First-quarter payroll (\$1,000)	Paid employees for pay period including March 12 (number)
HICKORY ▲—Con.						
80	Health services -----	140	208 670	86 806	19 462	2 870
801	Offices and clinics of doctors of medicine -----	64	70 226	38 958	7 922	619
802	Offices and clinics of dentists -----	32	(D)	(D)	(D)	CC
803	Offices and clinics of doctors of osteopathy -----	1	(D)	(D)	(D)	AA
804	Offices and clinics of other health practitioners -----	26	6 365	1 987	480	91
805	Nursing and personal care facilities -----	4	(D)	(D)	(D)	EE
806	Hospitals -----	2	(D)	(D)	(D)	GG
807, 8, 9	Other health services -----	11	(D)	(D)	(D)	EE
81	Legal services -----	36	12 635	3 292	718	139
823, 4, 9	Selected educational services -----	1	(D)	(D)	(D)	AA
83	Social services -----	12	(D)	(D)	(D)	CC
835	Child day care services -----	9	(D)	(D)	(D)	CC
832, 3, 6, 9	Other social services -----	3	(D)	(D)	(D)	BB
87 ex. 8733	Engineering, accounting, research, management, and related services (except noncommercial research organizations) -----	76	48 088	13 996	3 602	565
871	Engineering, architectural, and surveying services -----	19	12 898	3 495	827	144
872	Accounting, auditing, and bookkeeping services -----	32	(D)	(D)	(D)	CC
873 ex. 8733	Research, development, and testing services (except noncommercial research organizations) -----	2	(D)	(D)	(D)	AA
874	Management and public relations services -----	23	22 412	5 792	1 658	221
89	Services, n.e.c. -----	1	(D)	(D)	(D)	AA
HIGH POINT ▲						
	Total -----	607	298 481	122 017	27 961	5 435
70 ex. 704	Hotels, rooming houses, camps, and other lodging places (except membership lodging) -----	8	6 682	2 377	504	247
7011	Hotels and motels -----	8	6 682	2 377	504	247
7011 pt.	Hotels -----	4	(D)	(D)	(D)	CC
7011 pt.	Motels, motor hotels, and tourist courts -----	4	(D)	(D)	(D)	BB
702, 3	Other lodging places -----	—	—	—	—	—
72	Personal services -----	83	13 218	4 949	1 300	426
721	Laundry, cleaning, and garment services -----	27	5 365	2 147	490	197
7211	Power laundries, family and commercial* -----	2	(D)	(D)	(D)	AA
7213	Linen supply* -----	1	(D)	(D)	(D)	AA
7215	Coin-operated laundries and drycleaning -----	6	(D)	(D)	(D)	AA
7216	Drycleaning plants, except rug cleaning* -----	12	3 949	1 616	358	145
7217	Carpet and upholstery cleaning -----	2	(D)	(D)	(D)	AA
7218	Industrial launderers* -----	—	—	—	—	—
7212, 9	Other laundry, cleaning, and garment services* -----	4	(D)	(D)	(D)	AA
722	Photographic studios, portrait -----	3	(D)	(D)	(D)	AA
723, 4	Beauty and barber shops -----	28	2 387	1 019	253	79
723	Beauty shops -----	26	(D)	(D)	(D)	BB
724	Barber shops -----	2	(D)	(D)	(D)	AA
725	Shoe repair shops and shoeshine parlors -----	3	(D)	(D)	(D)	AA
726	Funeral service and crematories -----	8	(D)	(D)	(D)	BB
729	Miscellaneous personal services -----	14	(D)	(D)	(D)	BB
73	Business services -----	139	100 982	40 583	9 775	2 144
731	Advertising -----	12	16 407	7 112	1 911	167
732	Consumer credit reporting agencies, mercantile reporting agencies, and adjustment and collection agencies -----	4	1 252	671	168	32
733	Mailing, reproduction, commercial art and photography, and stenographic services -----	22	35 399	14 929	3 537	570
734	Services to dwellings and other buildings -----	22	5 574	2 053	423	160
735	Miscellaneous equipment rental and leasing -----	9	(D)	(D)	(D)	BB
736	Personnel supply services -----	23	22 719	9 050	2 063	834
737	Computer programming, data processing, and other computer related services -----	8	2 621	1 047	257	43
7371, 2, 3	Computer programming, prepackaged software, and integrated systems -----	3	(D)	(D)	(D)	AA
7374, 5, 6	Data processing services -----	4	(D)	(D)	(D)	BB
7377, 8, 9	Computer rental and leasing, maintenance, and related services, n.e.c. -----	1	(D)	(D)	(D)	AA
738	Miscellaneous business services -----	39	(D)	(D)	(D)	EE
75	Automotive repair, services, and parking -----	53	16 041	3 892	936	252
751	Automotive rental and leasing, without drivers -----	6	3 271	464	118	24
752	Automobile parking -----	—	—	—	—	—
753	Automotive repair shops -----	41	11 110	2 816	683	152
7532	Top, body, and upholstery repair shops and paint shops -----	5	2 232	582	167	30
7538	General automotive repair shops -----	23	5 011	1 397	338	75
7533, 4, 6, 7, 9	Other automotive repair shops -----	13	3 867	837	178	47
754	Automotive services, except repair -----	6	1 660	612	135	76

Table 5. Summary Statistics for Firms Subject to Federal Income Tax for Places With 350 Establishments or More: 1992 — Con.

[Includes only establishments with payroll. For meaning of abbreviations and symbols, see introductory text. For explanation of terms and comparability of 1987 and 1992 censuses, see appendix A. For information on geographic areas followed by ▲, see appendix F]

SIC code	Geographic area and kind of business or operation	Establishments (number)	Receipts (\$1,000)	Annual payroll (\$1,000)	First-quarter payroll (\$1,000)	Paid employees for pay period including March 12 (number)
	HIGH POINT ▲—Con.					
76	Miscellaneous repair services -----	26	8 108	2 491	595	127
762	Electrical repair shops -----	6	591	143	34	9
7622	Radio and television repair shops -----	2	(D)	(D)	(D)	AA
7623, 9	Other electrical and electronic repair shops -----	4	(D)	(D)	(D)	AA
763	Watch, clock, and jewelry repair -----	—	—	—	—	—
764	Reupholstery and furniture repair -----	6	897	350	80	26
769	Miscellaneous repair and related services -----	14	6 620	1 998	481	92
78, 79, 84	Amusement and recreation services, including motion pictures and museums -----	34	8 865	2 080	481	237
781, 2	Motion picture production, distribution, and services -----	5	(D)	(D)	(D)	AA
783	Motion picture theaters -----	4	(D)	(D)	(D)	BB
784	Video tape rental -----	7	2 174	395	98	58
792	Theatrical producers (except motion picture), bands, orchestras, and entertainers -----	1	(D)	(D)	(D)	AA
793	Bowling centers -----	1	(D)	(D)	(D)	BB
79 ex. 792, 3, 84	Commercial sports and other amusement and recreation services, including museums -----	16	3 169	826	182	112
80	Health services -----	142	97 798	48 746	10 362	1 386
801	Offices and clinics of doctors of medicine -----	63	64 727	35 594	7 172	618
802	Offices and clinics of dentists -----	40	11 314	4 137	1 016	179
803	Offices and clinics of doctors of osteopathy -----	—	—	—	—	—
804	Offices and clinics of other health practitioners -----	27	6 508	2 426	613	111
805	Nursing and personal care facilities -----	4	(D)	(D)	(D)	EE
806	Hospitals -----	—	—	—	—	—
807, 8, 9	Other health services -----	8	(D)	(D)	(D)	BB
81	Legal services -----	45	14 467	3 619	814	156
823, 4, 9	Selected educational services -----	1	(D)	(D)	(D)	AA
83	Social services -----	15	(D)	(D)	(D)	CC
835	Child day care services -----	12	(D)	(D)	(D)	CC
832, 3, 6, 9	Other social services -----	3	(D)	(D)	(D)	AA
87 ex. 8733	Engineering, accounting, research, management, and related services (except noncommercial research organizations) -----	56	23 867	10 780	2 626	317
871	Engineering, architectural, and surveying services -----	10	3 199	1 902	444	72
872	Accounting, auditing, and bookkeeping services -----	29	14 279	5 347	1 339	182
873 ex. 8733	Research, development, and testing services (except noncommercial research organizations) -----	—	—	—	—	—
874	Management and public relations services -----	17	6 389	3 531	843	63
89	Services, n.e.c. -----	5	(D)	(D)	(D)	BB
	JACKSONVILLE					
	Total -----	358	130 843	44 312	10 211	3 323
70 ex. 704	Hotels, rooming houses, camps, and other lodging places (except membership lodging) -----	11	(D)	(D)	(D)	CC
7011	Hotels and motels -----	10	(D)	(D)	(D)	CC
7011 pt. 7011 pt.	Hotels -----	5	(D)	(D)	(D)	CC
	Motels, motor hotels, and tourist courts -----	5	3 340	973	231	124
702, 3	Other lodging places -----	1	(D)	(D)	(D)	AA
72	Personal services -----	56	11 717	4 004	1 068	506
721	Laundry, cleaning, and garment services -----	17	5 661	1 696	421	195
7211	Power laundries, family and commercial* -----	—	—	—	—	—
7213	Linen supply* -----	—	—	—	—	—
7215	Coin-operated laundries and drycleaning -----	4	769	299	82	38
7216	Drycleaning plants, except rug cleaning* -----	9	(D)	(D)	(D)	BB
7217	Carpet and upholstery cleaning -----	3	(D)	(D)	(D)	BB
7218	Industrial launderers* -----	1	(D)	(D)	(D)	BB
7212, 9	Other laundry, cleaning, and garment services* -----	—	—	—	—	—
722	Photographic studios, portrait -----	2	(D)	(D)	(D)	AA
723, 4	Beauty and barber shops -----	22	2 615	1 100	271	119
723	Beauty shops -----	21	(D)	(D)	(D)	CC
724	Barber shops -----	1	(D)	(D)	(D)	AA
725	Shoe repair shops and shoeshine parlors -----	1	(D)	(D)	(D)	AA
726	Funeral service and crematories -----	3	(D)	(D)	(D)	BB
729	Miscellaneous personal services -----	11	(D)	(D)	(D)	CC

Table 5. Summary Statistics for Firms Subject to Federal Income Tax for Places With 350 Establishments or More: 1992 — Con.

[Includes only establishments with payroll. For meaning of abbreviations and symbols, see introductory text. For explanation of terms and comparability of 1987 and 1992 censuses, see appendix A. For information on geographic areas followed by ▲, see appendix F]

SIC code	Geographic area and kind of business or operation	Establishments (number)	Receipts (\$1,000)	Annual payroll (\$1,000)	First-quarter payroll (\$1,000)	Paid employees for pay period including March 12 (number)
JACKSONVILLE—Con.						
73	Business services	49	12 661	4 047	950	333
731	Advertising	1	(D)	(D)	(D)	AA
732	Consumer credit reporting agencies, mercantile reporting agencies, and adjustment and collection agencies	3	(D)	(D)	(D)	AA
733	Mailing, reproduction, commercial art and photography, and stenographic services	3	253	91	22	7
734	Services to dwellings and other buildings	15	3 228	1 567	387	126
735	Miscellaneous equipment rental and leasing	8	(D)	(D)	(D)	BB
736	Personnel supply services	3	(D)	(D)	(D)	BB
737	Computer programming, data processing, and other computer related services	4	(D)	(D)	(D)	AA
7371, 2, 3	Computer programming, prepackaged software, and integrated systems	2	(D)	(D)	(D)	AA
7374, 5, 6	Data processing services	1	(D)	(D)	(D)	AA
7377, 8, 9	Computer rental and leasing, maintenance, and related services, n.e.c.	1	(D)	(D)	(D)	AA
738	Miscellaneous business services	12	1 801	491	123	57
75	Automotive repair, services, and parking	34	10 671	2 217	511	153
751	Automotive rental and leasing, without drivers	4	(D)	(D)	(D)	BB
752	Automobile parking	—	—	—	—	—
753	Automotive repair shops	27	7 450	1 831	442	115
7532	Top, body, and upholstery repair shops and paint shops	7	2 078	503	137	33
7538	General automotive repair shops	15	3 769	917	209	60
7533, 4, 6, 7, 9	Other automotive repair shops	5	1 603	411	96	22
754	Automotive services, except repair	3	(D)	(D)	(D)	AA
76	Miscellaneous repair services	15	1 952	1 059	208	51
762	Electrical repair shops	7	(D)	(D)	(D)	BB
7622	Radio and television repair shops	1	(D)	(D)	(D)	AA
7623, 9	Other electrical and electronic repair shops	6	(D)	(D)	(D)	BB
763	Watch, clock, and jewelry repair	1	(D)	(D)	(D)	AA
764	Reupholstery and furniture repair	2	(D)	(D)	(D)	AA
769	Miscellaneous repair and related services	5	(D)	(D)	(D)	AA
78, 79, 84	Amusement and recreation services, including motion pictures and museums	32	10 513	2 050	485	311
781, 2	Motion picture production, distribution, and services	—	—	—	—	—
783	Motion picture theaters	6	(D)	(D)	(D)	BB
784	Video tape rental	3	(D)	(D)	(D)	BB
792	Theatrical producers (except motion picture), bands, orchestras, and entertainers	1	(D)	(D)	(D)	AA
793	Bowling centers	—	—	—	—	—
79 ex. 792, 3; 84	Commercial sports and other amusement and recreation services, including museums	22	4 994	1 287	319	214
80	Health services	80	53 910	20 989	4 782	971
801	Offices and clinics of doctors of medicine	39	22 885	9 684	2 162	279
802	Offices and clinics of dentists	16	6 254	2 636	519	93
803	Offices and clinics of doctors of osteopathy	—	—	—	—	—
804	Offices and clinics of other health practitioners	14	(D)	(D)	(D)	BB
805	Nursing and personal care facilities	2	(D)	(D)	(D)	EE
806	Hospitals	1	(D)	(D)	(D)	CC
807, 8, 9	Other health services	8	(D)	(D)	(D)	CC
81	Legal services	43	(D)	(D)	(D)	CC
823, 4, 9	Selected educational services	2	(D)	(D)	(D)	AA
83	Social services	14	3 562	1 603	387	240
835	Child day care services	11	(D)	(D)	(D)	CC
832, 3, 6, 9	Other social services	3	(D)	(D)	(D)	BB
87 ex. 8733	Engineering, accounting, research, management, and related services (except noncommercial research organizations)	21	8 432	4 083	879	345
871	Engineering, architectural, and surveying services	7	(D)	(D)	(D)	BB
872	Accounting, auditing, and bookkeeping services	10	2 395	1 164	279	64
873 ex. 8733	Research, development, and testing services (except noncommercial research organizations)	1	(D)	(D)	(D)	AA
874	Management and public relations services	3	(D)	(D)	(D)	CC
89	Services, n.e.c.	1	(D)	(D)	(D)	AA

Table 5. Summary Statistics for Firms Subject to Federal Income Tax for Places With 350 Establishments or More: 1992 — Con.

[Includes only establishments with payroll. For meaning of abbreviations and symbols, see introductory text. For explanation of terms and comparability of 1987 and 1992 censuses, see appendix A. For information on geographic areas followed by ▲, see appendix F]

SIC code	Geographic area and kind of business or operation	Establishments (number)	Receipts (\$1,000)	Annual payroll (\$1,000)	First-quarter payroll (\$1,000)	Paid employees for pay period including March 12 (number)
RALEIGH						
	Total	2 865	2 101 461	894 672	196 782	42 787
70 ex. 704	Hotels, rooming houses, camps, and other lodging places (except membership lodging)	49	(D)	(D)	(D)	GG
7011	Hotels and motels	47	76 066	21 623	5 293	2 061
7011 pt.	Hotels	26	60 091	16 595	4 084	1 549
7011 pt.	Hotels, 25 guestrooms or more	25	(D)	(D)	(D)	GG
7011 pt.	Hotels, less than 25 guestrooms	1	(D)	(D)	(D)	AA
7011 pt.	Motels, motor hotels, and tourist courts	21	15 975	5 028	1 209	512
7011 pt.	Motels, tourist courts	19	(D)	(D)	(D)	EE
7011 pt.	Motor hotels	2	(D)	(D)	(D)	CC
702, 3	Other lodging places	2	(D)	(D)	(D)	AA
702	Rooming and boarding houses	2	(D)	(D)	(D)	AA
703	Camps and recreational vehicle parks	—	—	—	—	—
72	Personal services	231	64 974	23 812	5 797	2 034
721	Laundry, cleaning, and garment services	64	24 626	8 616	2 071	700
7211	Power laundries, family and commercial*	1	(D)	(D)	(D)	AA
7213	Linen supply*	2	(D)	(D)	(D)	CC
7215	Coin-operated laundries and drycleaning	7	(D)	(D)	(D)	BB
7216	Drycleaning plants, except rug cleaning*	36	10 826	4 627	1 100	406
7217	Carpet and upholstery cleaning	9	2 098	645	169	57
7218	Industrial laundriers*	—	—	—	—	—
7212, 9	Other laundry, cleaning, and garment services*	9	(D)	(D)	(D)	BB
7212	Garment pressing, and agents for laundries and drycleaners	4	416	111	29	19
7219	Laundry and garment services, n.e.c.*	5	(D)	(D)	(D)	BB
722	Photographic studios, portrait	21	4 256	1 069	216	113
723, 4	Beauty and barber shops	93	20 554	9 328	2 179	620
723	Beauty shops	84	19 607	8 996	2 101	594
724	Barber shops	9	947	332	78	26
725	Shoe repair shops and shoeshine parlors	7	(D)	(D)	(D)	AA
726	Funeral service and crematories	7	5 505	1 661	413	77
729	Miscellaneous personal services	39	(D)	(D)	(D)	FF
7291	Tax return preparation services	9	1 730	876	367	288
7299	Miscellaneous personal services, n.e.c.	30	(D)	(D)	(D)	CC
73	Business services	689	588 042	277 989	61 811	20 134
731	Advertising	46	44 602	15 579	3 719	409
7311	Advertising agencies	35	35 881	13 760	3 301	351
7312	Outdoor advertising services	4	(D)	(D)	(D)	BB
7313	Radio, television, publishers' advertising representatives	3	(D)	(D)	(D)	AA
7319	Advertising, n.e.c.	4	(D)	(D)	(D)	AA
732	Consumer credit reporting agencies, mercantile reporting agencies, and adjustment and collection agencies	8	(D)	(D)	(D)	BB
7322	Adjustment and collection services	4	(D)	(D)	(D)	BB
7323	Credit reporting services	4	(D)	(D)	(D)	BB
733	Mailing, reproduction, commercial art and photography, and stenographic services	82	26 905	7 692	1 781	388
7331	Direct mail advertising services	9	(D)	(D)	(D)	BB
7334	Photocopying and duplicating services	11	(D)	(D)	(D)	CC
7335, 6	Commercial photography, art, and graphics	45	14 918	4 087	955	162
7335	Commercial photography	11	(D)	(D)	(D)	BB
7336	Commercial art and graphic design	34	(D)	(D)	(D)	CC
7338	Secretarial and court reporting services	17	3 172	1 414	329	68
734	Services to dwellings and other buildings	128	39 434	21 153	5 281	2 475
7342	Disinfecting and pest control services	15	9 881	4 291	909	178
7349	Building cleaning and maintenance services, n.e.c.	113	29 553	16 862	4 372	2 297
735	Miscellaneous equipment rental and leasing	44	50 655	12 834	2 972	485
7352	Medical equipment rental and leasing	6	(D)	(D)	(D)	CC
7353	Heavy construction equipment rental and leasing	7	13 781	2 868	682	92
7359	Equipment rental and leasing, n.e.c.	31	(D)	(D)	(D)	CC
736	Personnel supply services	78	127 372	99 593	19 261	11 624
7361	Employment agencies	27	12 296	7 887	1 598	489
7363	Help supply services	51	115 076	91 706	17 663	11 135
7363 pt.	Temporary help supply	45	110 708	88 443	17 023	10 996
7363 pt.	Help supply, except temporary	6	4 368	3 263	640	139
737	Computer programming, data processing, and other computer related services	155	207 279	83 749	19 777	2 159
7371, 2, 3	Computer programming, prepackaged software, and integrated systems	95	127 276	57 929	13 583	1 321
7371	Computer programming services	60	(D)	(D)	(D)	FF
7372	Prepackaged software	19	(D)	(D)	(D)	CC
7373	Computer integrated systems	16	23 757	6 626	1 567	177
7374, 5, 6	Data processing services	21	(D)	(D)	(D)	FF
7374, 5	Computer processing, information retrieval	19	(D)	(D)	(D)	FF
7376	Computer facilities management services	2	(D)	(D)	(D)	AA
7377, 8, 9	Computer rental and leasing, maintenance, and related services, n.e.c.	39	(D)	(D)	(D)	EE
7377	Computer rental and leasing	1	(D)	(D)	(D)	AA
7378	Computer maintenance and repair	18	(D)	(D)	(D)	CC
7379	Computer related services, n.e.c.	20	(D)	(D)	(D)	BB

Table 5. Summary Statistics for Firms Subject to Federal Income Tax for Places With 350 Establishments or More: 1992 — Con.

[Includes only establishments with payroll. For meaning of abbreviations and symbols, see introductory text. For explanation of terms and comparability of 1987 and 1992 censuses, see appendix A. For information on geographic areas followed by ▲, see appendix F]

SIC code	Geographic area and kind of business or operation	Establishments (number)	Receipts (\$1,000)	Annual payroll (\$1,000)	First-quarter payroll (\$1,000)	Paid employees for pay period including March 12 (number)
RALEIGH—Con.						
73	Business services—Con.					
738	Miscellaneous business services	148	(D)	(D)	(D)	HH
7381, 2	Detective agencies and protective services	30	(D)	(D)	(D)	GG
7381	Detective, guard, and armored car services	25	32 084	21 189	5 137	1 649
7382	Security systems services	5	(D)	(D)	(D)	BB
7383	News syndicates	6	(D)	(D)	(D)	BB
7384	Photofinishing laboratories*	17	3 939	1 162	252	91
7389	Business services, n.e.c.	95	39 234	11 060	2 669	679
7389 pt.	Sign painting shops	3	(D)	(D)	(D)	AA
7389 pt.	Interior designing	15	4 895	539	129	40
7389 pt.	Telephone answering services	6	(D)	(D)	(D)	BB
7389 pt.	Other business services	71	32 389	9 645	2 335	563
75	Automotive repair, services, and parking	209	89 664	22 008	5 168	1 393
751	Automotive rental and leasing, without drivers	12	21 013	2 597	564	125
7513	Truck rental and leasing, without drivers	6	8 868	879	248	42
7514, 5	Passenger car rental and leasing	6	12 145	1 718	316	83
7514	Passenger car rental	6	12 145	1 718	316	83
7515	Passenger car leasing	—	—	—	—	—
7519	Utility trailer and recreational vehicle rental	—	—	—	—	—
752	Automobile parking	18	(D)	(D)	(D)	BB
753	Automotive repair shops	150	53 928	15 336	3 603	702
7532	Top, body, and upholstery repair shops and paint shops	34	14 266	4 183	1 019	170
7532 pt.	Top and body repair shops	31	(D)	(D)	(D)	CC
7532 pt.	Paint shops	3	(D)	(D)	(D)	AA
7538	General automotive repair shops	81	25 395	7 394	1 753	351
7538 pt.	General automotive repair shops, except diesel	75	23 613	7 020	1 661	330
7538 pt.	Diesel repair shops	6	1 782	374	92	21
7533, 4, 6, 7, 9	Other automotive repair shops	35	14 267	3 759	831	181
7533	Automotive exhaust system repair shops	6	(D)	(D)	(D)	BB
7534	Tire retreading and repair shops	2	(D)	(D)	(D)	AA
7536	Automotive glass replacement shops	6	(D)	(D)	(D)	BB
7537	Automotive transmission repair shops	7	1 355	327	75	16
7539	Automotive repair shops, n.e.c.	14	(D)	(D)	(D)	BB
7539 pt.	Radiator repair	2	(D)	(D)	(D)	AA
7539 pt.	Brake, front end, and wheel alignment	3	(D)	(D)	(D)	AA
7539 pt.	Automotive electrical and fuel system services	9	(D)	(D)	(D)	BB
7539 pt.	Other automotive repair shops, n.e.c.	—	—	—	—	—
754	Automotive services, except repair	29	(D)	(D)	(D)	EE
7542	Carwashes	14	(D)	(D)	(D)	CC
7549	Automotive services, except repair and carwashes	15	8 937	2 498	665	262
76	Miscellaneous repair services	92	34 836	12 091	2 723	521
762	Electrical repair shops	40	13 215	5 426	1 114	234
7622	Radio and television repair shops	16	3 478	1 088	278	66
7623, 9	Other electrical and electronic repair shops	24	9 737	4 338	836	168
7623	Refrigeration and air-conditioning service and repair shops	5	2 915	845	209	31
7629	Electrical and electronic repair shops, n.e.c.	19	6 822	3 493	627	137
763	Watch, clock, and jewelry repair	1	(D)	(D)	(D)	AA
764	Reupholstery and furniture repair	11	1 249	501	119	35
769	Miscellaneous repair and related services	40	(D)	(D)	(D)	CC
7692	Welding repair	1	(D)	(D)	(D)	AA
7694	Armature rewinding shops	1	(D)	(D)	(D)	AA
7699	Repair shops and related services, n.e.c.	38	(D)	(D)	(D)	CC
78, 79, 84	Amusement and recreation services, including motion pictures and museums	127	47 244	10 552	2 648	1 075
781, 2	Motion picture production, distribution, and services	10	(D)	(D)	(D)	BB
783	Motion picture theaters	8	(D)	(D)	(D)	CC
7832	Motion picture theaters, except drive-in	8	(D)	(D)	(D)	CC
7833	Drive-in motion picture theaters	—	—	—	—	—
784	Video tape rental	23	8 304	1 235	288	153
792	Theatrical producers (except motion picture), bands, orchestras, and entertainers	8	(D)	(D)	(D)	BB
7922	Theatrical producers (except motion picture) and miscellaneous theatrical services	2	(D)	(D)	(D)	AA
7929	Bands, orchestras, actors, and other entertainers and entertainment groups	6	(D)	(D)	(D)	AA
793	Bowling centers	4	(D)	(D)	(D)	BB
79 ex. 792, 3, 84	Commercial sports and other amusement and recreation services, including museums	74	24 653	6 156	1 607	637
794	Commercial sports	4	(D)	(D)	(D)	AA
7941	Professional sports clubs, managers, promoters	3	(D)	(D)	(D)	AA
7948	Racing, including track operation	1	(D)	(D)	(D)	AA
79 ex. 792, 3, 4, 84	Other amusement and recreation services, including museums	70	(D)	(D)	(D)	FF
791	Dance studios, schools, and halls	13	1 584	662	159	68
7991	Physical fitness facilities	11	6 057	1 404	306	173
7992	Public golf courses	1	(D)	(D)	(D)	AA
7993	Coin-operated amusement devices	2	(D)	(D)	(D)	AA
7996	Amusement parks	2	(D)	(D)	(D)	AA
7997	Membership sports and recreation clubs	12	6 691	1 592	342	92
7999, 84	Amusement and recreation services, including museums, n.e.c.	29	7 581	1 756	491	256
7999 pt.	Concession operators of amusement devices and rides	1	(D)	(D)	(D)	AA
7999 pt.	Carnivals, circuses, and fairs	—	—	—	—	—
7999 pt., 84	Other recreation and amusements, including museums	28	(D)	(D)	(D)	CC

Table 5. Summary Statistics for Firms Subject to Federal Income Tax for Places With 350 Establishments or More: 1992 — Con.

[Includes only establishments with payroll. For meaning of abbreviations and symbols, see introductory text. For explanation of terms and comparability of 1987 and 1992 censuses, see appendix A. For information on geographic areas followed by ▲, see appendix F]

SIC code	Geographic area and kind of business or operation	Establishments (number)	Receipts (\$1,000)	Annual payroll (\$1,000)	First-quarter payroll (\$1,000)	Paid employees for pay period including March 12 (number)
RALEIGH—Con.						
80	Health services	584	513 698	249 992	51 109	6 637
801	Offices and clinics of doctors of medicine	258	283 097	156 200	29 247	2 441
8011 pt.	Offices of doctors of medicine	247	(D)	(D)	(D)	GG
8011 pt.	General medical clinics	11	(D)	(D)	(D)	CC
802	Offices and clinics of dentists	140	50 139	20 190	4 422	752
803	Offices and clinics of doctors of osteopathy	—	—	—	—	—
804	Offices and clinics of other health practitioners	109	31 643	12 066	2 795	474
8041	Offices and clinics of chiropractors	31	8 523	2 615	572	100
8042	Offices and clinics of optometrists	21	8 111	2 651	619	121
8043	Offices and clinics of podiatrists	8	2 601	708	162	33
8049	Offices and clinics of health practitioners, n.e.c.	49	12 408	6 092	1 442	220
805	Nursing and personal care facilities	15	23 155	11 567	2 705	754
8051	Skilled nursing care facilities	6	19 421	10 120	2 518	699
8052	Intermediate care facilities	7	(D)	(D)	(D)	BB
8059	Nursing and personal care facilities, n.e.c.	2	(D)	(D)	(D)	AA
806	Hospitals	3	(D)	(D)	(D)	GG
8062	General medical and surgical hospitals	1	(D)	(D)	(D)	FF
8063, 9	Specialty hospitals	2	(D)	(D)	(D)	EE
807, 8, 9	Other health services	59	(D)	(D)	(D)	GG
807	Medical and dental laboratories	23	10 877	4 327	1 006	210
8071	Medical laboratories	9	(D)	(D)	(D)	CC
8072	Dental laboratories	14	(D)	(D)	(D)	BB
808	Home health care services	19	(D)	(D)	(D)	FF
809	Miscellaneous health and allied services, n.e.c.	17	(D)	(D)	(D)	EE
8092	Kidney dialysis centers	2	(D)	(D)	(D)	BB
8093	Specialty outpatient facilities, n.e.c.	7	(D)	(D)	(D)	BB
8099	Health and allied services, n.e.c.	8	(D)	(D)	(D)	CC
81	Legal services	219	203 887	78 835	17 167	2 105
823, 4, 9	Selected educational services	36	9 101	3 312	770	234
823	Libraries	—	—	—	—	—
824	Vocational schools	11	(D)	(D)	(D)	BB
829	Schools and educational services, n.e.c.	25	(D)	(D)	(D)	CC
83	Social services	81	23 518	11 200	2 569	1 138
835	Child day care services	59	15 796	7 894	1 877	935
832, 3, 6, 9	Other social services	22	7 722	3 306	692	203
87 ex. 8733	Engineering, accounting, research, management, and related services (except noncommercial research organizations)	508	429 836	177 514	40 430	5 276
871	Engineering, architectural, and surveying services	201	244 192	98 541	21 868	2 427
8711	Engineering services	123	214 620	86 182	19 145	2 033
8712	Architectural services	65	27 094	11 187	2 469	338
8713	Surveying services	13	2 478	1 172	254	56
872	Accounting, auditing, and bookkeeping services	114	74 784	30 159	7 356	1 206
873 ex. 8733	Research, development, and testing services (except noncommercial research organizations)	31	24 882	11 015	2 595	372
8731	Commercial physical and biological research	16	12 227	5 699	1 237	130
8732	Commercial economic, sociological, and educational research	9	(D)	(D)	(D)	BB
8734	Testing laboratories	6	(D)	(D)	(D)	CC
874	Management and public relations services	162	85 978	37 799	8 611	1 271
8741	Management services	40	23 679	13 655	3 247	638
8742	Management consulting services	78	47 289	18 186	4 039	437
8743	Public relations services	15	(D)	(D)	(D)	BB
8744	Facilities support management services	3	(D)	(D)	(D)	BB
8748	Business consulting services, n.e.c.	26	8 090	3 380	820	122
89	Services, n.e.c.	40	(D)	(D)	(D)	CC
ROCKY MOUNT ▲						
	Total	439	248 915	87 214	19 363	4 479
70 ex. 704	Hotels, rooming houses, camps, and other lodging places (except membership lodging)	20	12 167	2 946	723	300
7011	Hotels and motels	17	12 027	2 917	716	295
7011 pt.	Hotels	6	9 759	2 390	589	231
7011 pt.	Motels, motor hotels, and tourist courts	11	2 268	527	127	64
702, 3	Other lodging places	3	140	29	7	5

Table 5. Summary Statistics for Firms Subject to Federal Income Tax for Places With 350 Establishments or More: 1992 — Con.

[Includes only establishments with payroll. For meaning of abbreviations and symbols, see introductory text. For explanation of terms and comparability of 1987 and 1992 censuses, see appendix A. For information on geographic areas followed by ▲, see appendix F]

SIC code	Geographic area and kind of business or operation	Establishments (number)	Receipts (\$1,000)	Annual payroll (\$1,000)	First-quarter payroll (\$1,000)	Paid employees for pay period including March 12 (number)
	ROCKY MOUNT ▲—Con.					
72	Personal services -----	54	16 773	5 861	1 424	423
721	Laundry, cleaning, and garment services -----	20	11 190	4 104	1 016	281
7211	Power laundries, family and commercial* -----	1	(D)	(D)	(D)	BB
7213	Linen supply* -----	—	—	—	—	—
7215	Coin-operated laundries and drycleaning -----	7	(D)	(D)	(D)	BB
7216	Drycleaning plants, except rug cleaning* -----	8	2 408	1 164	258	91
7217	Carpet and upholstery cleaning -----	—	—	—	—	—
7218	Industrial laundriers* -----	2	(D)	(D)	(D)	CC
7212, 9	Other laundry, cleaning, and garment services* -----	2	(D)	(D)	(D)	AA
722	Photographic studios, portrait -----	5	584	162	44	20
723, 4	Beauty and barber shops -----	14	1 040	410	100	38
723	Beauty shops -----	12	(D)	(D)	(D)	BB
724	Barber shops -----	2	(D)	(D)	(D)	AA
725	Shoe repair shops and shoeshine parlors -----	1	(D)	(D)	(D)	AA
726	Funeral service and crematories -----	4	2 860	911	188	47
729	Miscellaneous personal services -----	10	(D)	(D)	(D)	BB
73	Business services -----	63	23 426	11 543	2 560	874
731	Advertising -----	2	(D)	(D)	(D)	BB
732	Consumer credit reporting agencies, mercantile reporting agencies, and adjustment and collection agencies -----	1	(D)	(D)	(D)	AA
733	Mailing, reproduction, commercial art and photography, and stenographic services -----	4	277	24	5	2
734	Services to dwellings and other buildings -----	14	5 951	2 560	604	341
735	Miscellaneous equipment rental and leasing -----	11	3 517	868	230	58
736	Personnel supply services -----	5	(D)	(D)	(D)	CC
737	Computer programming, data processing, and other computer related services -----	6	(D)	(D)	(D)	BB
7371, 2, 3	Computer programming, prepackaged software, and integrated systems -----	2	(D)	(D)	(D)	AA
7374, 5, 6	Data processing services -----	3	(D)	(D)	(D)	BB
7377, 8, 9	Computer rental and leasing, maintenance, and related services, n.e.c. -----	1	(D)	(D)	(D)	AA
738	Miscellaneous business services -----	20	4 167	1 628	367	166
75	Automotive repair, services, and parking -----	45	15 402	3 501	812	231
751	Automotive rental and leasing, without drivers -----	6	4 783	818	197	45
752	Automobile parking -----	—	—	—	—	—
753	Automotive repair shops -----	34	8 924	2 273	524	136
7532	Top, body, and upholstery repair shops and paint shops -----	13	3 065	782	194	52
7538	General automotive repair shops -----	12	2 642	651	157	39
7533, 4, 6, 7, 9	Other automotive repair shops -----	9	3 217	840	173	45
754	Automotive services, except repair -----	5	1 695	410	91	50
76	Miscellaneous repair services -----	25	9 500	2 871	1 006	209
762	Electrical repair shops -----	10	2 795	925	194	60
7622	Radio and television repair shops -----	2	(D)	(D)	(D)	AA
7623, 9	Other electrical and electronic repair shops -----	8	(D)	(D)	(D)	BB
763	Watch, clock, and jewelry repair -----	—	—	—	—	—
764	Reupholstery and furniture repair -----	5	213	57	15	7
769	Miscellaneous repair and related services -----	10	6 492	1 889	797	142
78, 79, 84	Amusement and recreation services, including motion pictures and museums -----	25	7 786	1 385	372	161
781, 2	Motion picture production, distribution, and services -----	1	(D)	(D)	(D)	AA
783	Motion picture theaters -----	3	(D)	(D)	(D)	BB
784	Video tape rental -----	6	1 894	318	87	39
792	Theatrical producers (except motion picture), bands, orchestras, and entertainers -----	1	(D)	(D)	(D)	AA
793	Bowling centers -----	1	(D)	(D)	(D)	BB
79 ex. 792, 3, 84	Commercial sports and other amusement and recreation services, including museums -----	13	3 897	609	182	56
80	Health services -----	111	115 040	43 156	9 123	1 611
801	Offices and clinics of doctors of medicine -----	49	65 552	23 747	4 451	548
802	Offices and clinics of dentists -----	25	9 532	4 008	944	161
803	Offices and clinics of doctors of osteopathy -----	—	—	—	—	—
804	Offices and clinics of other health practitioners -----	23	6 747	2 866	637	116
805	Nursing and personal care facilities -----	4	10 107	5 011	1 224	372
806	Hospitals -----	2	(D)	(D)	(D)	EE
807, 8, 9	Other health services -----	8	(D)	(D)	(D)	BB
81	Legal services -----	27	22 672	6 201	1 043	198
823, 4, 9	Selected educational services -----	1	(D)	(D)	(D)	AA
83	Social services -----	17	(D)	(D)	(D)	CC
835	Child day care services -----	14	(D)	(D)	(D)	CC
832, 3, 6, 9	Other social services -----	3	(D)	(D)	(D)	BB

Table 5. Summary Statistics for Firms Subject to Federal Income Tax for Places With 350 Establishments or More: 1992 — Con.

[Includes only establishments with payroll. For meaning of abbreviations and symbols, see introductory text. For explanation of terms and comparability of 1987 and 1992 censuses, see appendix A. For information on geographic areas followed by ▲, see appendix F]

SIC code	Geographic area and kind of business or operation	Establishments (number)	Receipts (\$1,000)	Annual payroll (\$1,000)	First-quarter payroll (\$1,000)	Paid employees for pay period including March 12 (number)
	ROCKY MOUNT ▲—Con.					
87 ex. 8733	Engineering, accounting, research, management, and related services (except noncommercial research organizations) -----	51	22 497	8 223	1 932	270
871	Engineering, architectural, and surveying services -----	11	4 310	1 668	332	46
872	Accounting, auditing, and bookkeeping services -----	20	5 783	1 664	541	114
873 ex. 8733	Research, development, and testing services (except noncommercial research organizations) -----	3	313	80	22	2
874	Management and public relations services -----	17	12 091	4 811	1 037	108
89	Services, n.e.c. -----	-	-	-	-	-
	WILMINGTON					
	Total -----	931	500 582	206 040	44 846	10 095
70 ex. 704	Hotels, rooming houses, camps, and other lodging places (except membership lodging) -----	21	(D)	(D)	(D)	FF
7011	Hotels and motels -----	20	22 127	5 400	1 227	622
7011 pt.	Hotels -----	12	15 532	3 604	791	385
7011 pt.	Motels, motor hotels, and tourist courts -----	8	6 595	1 796	436	237
702, 3	Other lodging places -----	1	(D)	(D)	(D)	AA
72	Personal services -----	88	32 580	11 880	2 866	915
721	Laundry, cleaning, and garment services -----	34	22 021	8 031	1 907	524
7211	Power laundries, family and commercial* -----	-	-	-	-	-
7213	Linen supply* -----	1	(D)	(D)	(D)	BB
7215	Coin-operated laundries and drycleaning -----	7	705	171	40	26
7216	Drycleaning plants, except rug cleaning* -----	17	5 320	2 724	662	206
7217	Carpet and upholstery cleaning -----	6	(D)	(D)	(D)	AA
7218	Industrial laundries* -----	1	(D)	(D)	(D)	CC
7212, 9	Other laundry, cleaning, and garment services* -----	2	(D)	(D)	(D)	AA
722	Photographic studios, portrait -----	5	807	177	43	31
723, 4	Beauty and barber shops -----	26	3 133	1 268	282	138
723	Beauty shops -----	24	(D)	(D)	(D)	CC
724	Barber shops -----	2	(D)	(D)	(D)	AA
725	Shoe repair shops and shoeshine parlors -----	1	(D)	(D)	(D)	AA
726	Funeral service and crematories -----	7	3 865	1 241	296	49
729	Miscellaneous personal services -----	15	(D)	(D)	(D)	CC
73	Business services -----	153	112 185	55 055	12 522	3 117
731	Advertising -----	9	3 532	891	203	36
732	Consumer credit reporting agencies, mercantile reporting agencies, and adjustment and collection agencies -----	4	(D)	(D)	(D)	AA
733	Mailing, reproduction, commercial art and photography, and stenographic services -----	14	(D)	(D)	(D)	BB
734	Services to dwellings and other buildings -----	28	30 869	18 289	4 754	688
735	Miscellaneous equipment rental and leasing -----	13	12 470	2 204	498	87
736	Personnel supply services -----	28	34 963	23 675	4 879	1 595
737	Computer programming, data processing, and other computer related services -----	13	3 835	1 315	282	45
7371, 2, 3	Computer programming, prepackaged software, and integrated systems -----	9	3 237	984	204	29
7374, 5, 6	Data processing services -----	2	(D)	(D)	(D)	AA
7377, 8, 9	Computer rental and leasing, maintenance, and related services, n.e.c. -----	2	(D)	(D)	(D)	AA
738	Miscellaneous business services -----	44	21 960	7 210	1 633	574
75	Automotive repair, services, and parking -----	90	25 042	6 163	1 373	388
751	Automotive rental and leasing, without drivers -----	6	(D)	(D)	(D)	BB
752	Automobile parking -----	3	(D)	(D)	(D)	AA
753	Automotive repair shops -----	68	16 764	4 304	982	225
7532	Top, body, and upholstery repair shops and paint shops -----	8	2 230	716	174	36
7538	General automotive repair shops -----	37	9 455	2 219	489	120
7533, 4, 6, 7, 9	Other automotive repair shops -----	23	5 079	1 369	319	69
754	Automotive services, except repair -----	13	3 129	925	185	112
76	Miscellaneous repair services -----	41	10 949	3 891	916	202
762	Electrical repair shops -----	15	5 312	2 030	491	103
7622	Radio and television repair shops -----	8	(D)	(D)	(D)	BB
7623, 9	Other electrical and electronic repair shops -----	7	(D)	(D)	(D)	BB
763	Watch, clock, and jewelry repair -----	3	(D)	(D)	(D)	AA
764	Reupholstery and furniture repair -----	4	(D)	(D)	(D)	AA
769	Miscellaneous repair and related services -----	19	(D)	(D)	(D)	BB
78, 79, 84	Amusement and recreation services, including motion pictures and museums -----	54	23 188	5 395	1 145	663
781, 2	Motion picture production, distribution, and services -----	5	(D)	(D)	(D)	BB
783	Motion picture theaters -----	6	(D)	(D)	(D)	BB
784	Video tape rental -----	11	3 464	503	117	57
792	Theatrical producers (except motion picture), bands, orchestras, and entertainers -----	-	-	-	-	-
793	Bowling centers -----	3	(D)	(D)	(D)	CC
79 ex. 792, 3; 84	Commercial sports and other amusement and recreation services, including museums -----	29	9 040	2 607	551	323

Table 5. Summary Statistics for Firms Subject to Federal Income Tax for Places With 350 Establishments or More: 1992 — Con.

[Includes only establishments with payroll. For meaning of abbreviations and symbols, see introductory text. For explanation of terms and comparability of 1987 and 1992 censuses, see appendix A. For information on geographic areas followed by ▲, see appendix F]

SIC code	Geographic area and kind of business or operation	Establishments (number)	Receipts (\$1,000)	Annual payroll (\$1,000)	First-quarter payroll (\$1,000)	Paid employees for pay period including March 12 (number)
WILMINGTON — Con.						
80	Health services -----	228	162 863	73 344	14 546	2 366
801	Offices and clinics of doctors of medicine -----	102	102 030	51 969	9 837	1 019
802	Offices and clinics of dentists -----	52	20 228	6 736	1 487	357
803	Offices and clinics of doctors of osteopathy -----	—	—	—	—	—
804	Offices and clinics of other health practitioners -----	49	(D)	(D)	(D)	CC
805	Nursing and personal care facilities -----	3	(D)	(D)	(D)	EE
806	Hospitals -----	1	(D)	(D)	(D)	BB
807, 8, 9	Other health services -----	21	(D)	(D)	(D)	EE
81	Legal services -----	94	29 265	6 955	1 572	325
823, 4, 9	Selected educational services -----	9	2 782	1 460	298	72
83	Social services -----	30	6 828	2 753	698	393
835	Child day care services -----	24	4 877	2 129	538	308
832, 3, 6, 9	Other social services -----	6	1 951	624	160	85
87 ex. 8733	Engineering, accounting, research, management, and related services (except noncommercial research organizations) -----	115	69 913	32 753	7 370	997
871	Engineering, architectural, and surveying services -----	44	30 603	16 765	3 624	404
872	Accounting, auditing, and bookkeeping services -----	50	10 540	4 406	1 062	225
873 ex. 8733	Research, development, and testing services (except noncommercial research organizations) -----	6	(D)	(D)	(D)	EE
874	Management and public relations services -----	15	(D)	(D)	(D)	CC
89	Services, n.e.c. -----	8	(D)	(D)	(D)	BB
WINSTON-SALEM						
	Total -----	1 595	1 186 201	437 225	98 058	21 178
70 ex. 704	Hotels, rooming houses, camps, and other lodging places (except membership lodging) -----	22	54 420	16 330	3 892	1 447
7011	Hotels and motels -----	21	(D)	(D)	(D)	GG
7011 pt.	Hotels -----	18	(D)	(D)	(D)	GG
7011 pt.	Motels, motor hotels, and tourist courts -----	3	(D)	(D)	(D)	BB
702, 3	Other lodging places -----	1	(D)	(D)	(D)	AA
72	Personal services -----	184	52 875	19 118	4 796	1 495
721	Laundry, cleaning, and garment services -----	53	23 620	8 218	2 119	601
7211	Power laundries, family and commercial* -----	1	(D)	(D)	(D)	AA
7213	Linen supply* -----	2	(D)	(D)	(D)	CC
7215	Coin-operated laundries and drycleaning -----	5	(D)	(D)	(D)	AA
7216	Drycleaning plants, except rug cleaning* -----	30	8 938	3 714	858	314
7217	Carpet and upholstery cleaning -----	7	1 075	437	115	40
7218	Industrial launderers* -----	1	(D)	(D)	(D)	BB
7212, 9	Other laundry, cleaning, and garment services* -----	7	(D)	(D)	(D)	AA
722	Photographic studios, portrait -----	11	(D)	(D)	(D)	BB
723, 4	Beauty and barber shops -----	80	12 460	6 304	1 478	410
723	Beauty shops -----	73	11 659	5 944	1 388	388
724	Barber shops -----	7	801	360	90	22
725	Shoe repair shops and shoeshine parlors -----	7	495	128	28	11
726	Funeral service and crematories -----	8	(D)	(D)	(D)	BB
729	Miscellaneous personal services -----	25	(D)	(D)	(D)	EE
73	Business services -----	339	331 493	116 025	26 198	8 499
731	Advertising -----	31	(D)	(D)	(D)	CC
732	Consumer credit reporting agencies, mercantile reporting agencies, and adjustment and collection agencies -----	5	(D)	(D)	(D)	BB
733	Mailing, reproduction, commercial art and photography, and stenographic services -----	32	26 026	6 431	1 759	256
734	Services to dwellings and other buildings -----	56	34 212	20 767	4 730	2 610
735	Miscellaneous equipment rental and leasing -----	22	(D)	(D)	(D)	CC
736	Personnel supply services -----	54	53 888	33 652	7 318	3 157
737	Computer programming, data processing, and other computer related services -----	45	37 545	11 588	3 054	366
7371, 2, 3	Computer programming, prepackaged software, and integrated systems -----	30	(D)	(D)	(D)	CC
7374, 5, 6	Data processing services -----	8	3 033	1 160	584	104
7377, 8, 9	Computer rental and leasing, maintenance, and related services, n.e.c. -----	7	(D)	(D)	(D)	CC
738	Miscellaneous business services -----	94	(D)	(D)	(D)	GG
75	Automotive repair, services, and parking -----	126	35 406	9 724	2 405	587
751	Automotive rental and leasing, without drivers -----	6	(D)	(D)	(D)	BB
752	Automobile parking -----	6	(D)	(D)	(D)	BB
753	Automotive repair shops -----	86	24 088	6 715	1 714	352
7532	Top, body, and upholstery repair shops and paint shops -----	22	8 335	1 991	562	97
7538	General automotive repair shops -----	35	9 388	2 934	711	159
7533, 4, 6, 7, 9	Other automotive repair shops -----	29	6 365	1 790	441	96
754	Automotive services, except repair -----	28	6 040	1 900	434	175

Table 5. Summary Statistics for Firms Subject to Federal Income Tax for Places With 350 Establishments or More: 1992 — Con.

[Includes only establishments with payroll. For meaning of abbreviations and symbols, see introductory text. For explanation of terms and comparability of 1987 and 1992 censuses, see appendix A. For information on geographic areas followed by ▲, see appendix F]

SIC code	Geographic area and kind of business or operation	Establishments (number)	Receipts (\$1,000)	Annual payroll (\$1,000)	First-quarter payroll (\$1,000)	Paid employees for pay period including March 12 (number)
	WINSTON-SALEM—Con.					
76	Miscellaneous repair services -----	57	12 287	4 137	1 114	261
762	Electrical repair shops -----	19	4 884	1 846	613	137
7622	Radio and television repair shops -----	7	(D)	(D)	(D)	BB
7623, 9	Other electrical and electronic repair shops -----	12	(D)	(D)	(D)	CC
763	Watch, clock, and jewelry repair -----	2	(D)	(D)	(D)	AA
764	Reupholstery and furniture repair -----	6	884	346	66	24
769	Miscellaneous repair and related services -----	30	(D)	(D)	(D)	BB
78, 79, 84	Amusement and recreation services, including motion pictures and museums -----	80	35 849	8 896	1 958	865
781, 2	Motion picture production, distribution, and services -----	5	1 326	392	99	12
783	Motion picture theaters -----	6	(D)	(D)	(D)	BB
784	Video tape rental -----	17	7 728	1 660	393	130
792	Theatrical producers (except motion picture), bands, orchestras, and entertainers -----	5	(D)	(D)	(D)	AA
793	Bowling centers -----	3	(D)	(D)	(D)	BB
79 ex. 792, 3, 84	Commercial sports and other amusement and recreation services, including museums -----	44	19 065	5 370	1 094	563
80	Health services -----	374	410 946	163 665	34 778	4 185
801	Offices and clinics of doctors of medicine -----	189	237 862	104 141	21 388	1 888
802	Offices and clinics of dentists -----	75	42 056	18 917	4 103	611
803	Offices and clinics of doctors of osteopathy -----	—	—	—	—	—
804	Offices and clinics of other health practitioners -----	67	26 145	10 832	2 449	462
805	Nursing and personal care facilities -----	2	(D)	(D)	(D)	CC
806	Hospitals -----	1	(D)	(D)	(D)	CC
807, 8, 9	Other health services -----	40	89 274	23 768	5 307	918
81	Legal services -----	138	99 257	32 064	6 835	976
823, 4, 9	Selected educational services -----	14	(D)	(D)	(D)	BB
83	Social services -----	51	10 921	4 082	940	442
835	Child day care services -----	32	4 382	1 816	403	239
832, 3, 6, 9	Other social services -----	19	6 539	2 266	537	203
87 ex. 8733	Engineering, accounting, research, management, and related services (except noncommercial research organizations) -----	197	103 960	45 624	10 869	1 981
871	Engineering, architectural, and surveying services -----	43	27 020	12 053	2 989	337
872	Accounting, auditing, and bookkeeping services -----	79	36 976	14 190	3 500	518
873 ex. 8733	Research, development, and testing services (except noncommercial research organizations) -----	15	8 396	3 691	689	143
874	Management and public relations services -----	60	31 568	15 690	3 691	983
89	Services, n.e.c. -----	13	(D)	(D)	(D)	EE

Table 6. Summary Statistics for Firms Subject to Federal Income Tax for Counties With 350 Establishments or More: 1992

[Includes only establishments with payroll. For meaning of abbreviations and symbols, see introductory text. For explanation of terms and comparability of 1987 and 1992 censuses, see appendix A. For information on geographic areas followed by ▲, see appendix F]

SIC code	Geographic area and kind of business or operation	Establishments (number)	Receipts (\$1,000)	Annual payroll (\$1,000)	First-quarter payroll (\$1,000)	Paid employees for pay period including March 12 (number)
	ALAMANCE COUNTY					
	Total -----	675	250 607	98 175	21 648	6 185
70 ex. 704	Hotels, rooming houses, camps, and other lodging places (except membership lodging) -----	9	7 512	2 227	477	243
7011	Hotels and motels -----	9	7 512	2 227	477	243
7011 pt.	Hotels -----	5	(D)	(D)	(D)	CC
7011 pt.	Motels, motor hotels, and tourist courts -----	4	(D)	(D)	(D)	CC
702, 3	Other lodging places -----	—	—	—	—	—

Table 6. Summary Statistics for Firms Subject to Federal Income Tax for Counties With 350 Establishments or More: 1992 — Con.

[Includes only establishments with payroll. For meaning of abbreviations and symbols, see introductory text. For explanation of terms and comparability of 1987 and 1992 censuses, see appendix A. For information on geographic areas followed by ▲, see appendix F.]

SIC code	Geographic area and kind of business or operation	Establishments (number)	Receipts (\$1,000)	Annual payroll (\$1,000)	First-quarter payroll (\$1,000)	Paid employees for pay period including March 12 (number)
ALAMANCE COUNTY — Con.						
72	Personal services -----	96	31 396	10 566	2 667	796
721	Laundry, cleaning, and garment services -----	36	19 954	6 420	1 514	450
7211	Power laundries, family and commercial* -----	—	—	—	—	—
7213	Linen supply* -----	1	(D)	(D)	(D)	AA
7215	Coin-operated laundries and drycleaning -----	10	829	152	31	18
7216	Drycleaning plants, except rug cleaning* -----	13	3 121	1 384	349	138
7217	Carpet and upholstery cleaning -----	4	762	337	69	32
7218	Industrial launderers* -----	5	15 047	4 408	1 060	259
7212, 9	Other laundry, cleaning, and garment services* -----	3	(D)	(D)	(D)	AA
722	Photographic studios, portrait -----	6	1 048	295	67	26
723, 4	Beauty and barber shops -----	25	3 052	1 519	356	119
723	Beauty shops -----	20	2 348	1 071	248	93
724	Barber shops -----	5	704	448	108	26
725	Shoe repair shops and shoeshine parlors -----	3	(D)	(D)	(D)	AA
726	Funeral service and crematories -----	11	5 304	1 800	569	76
729	Miscellaneous personal services -----	15	(D)	(D)	(D)	CC
73	Business services -----	113	43 768	22 758	4 931	2 018
731	Advertising -----	4	2 054	498	117	14
732	Consumer credit reporting agencies, mercantile reporting agencies, and adjustment and collection agencies -----	1	(D)	(D)	(D)	AA
733	Mailing, reproduction, commercial art and photography, and stenographic services -----	7	787	259	63	22
734	Services to dwellings and other buildings -----	32	8 892	4 013	928	384
735	Miscellaneous equipment rental and leasing -----	8	3 005	601	144	39
736	Personnel supply services -----	18	15 011	10 904	2 207	1 285
737	Computer programming, data processing, and other computer related services -----	15	7 661	4 141	994	78
7371, 2, 3	Computer programming, prepackaged software, and integrated systems -----	7	(D)	(D)	(D)	BB
7374, 5, 6	Data processing services -----	3	(D)	(D)	(D)	BB
7377, 8, 9	Computer rental and leasing, maintenance, and related services, n.e.c. -----	5	(D)	(D)	(D)	AA
738	Miscellaneous business services -----	28	(D)	(D)	(D)	CC
75	Automotive repair, services, and parking -----	65	16 887	3 878	922	229
751	Automotive rental and leasing, without drivers -----	4	(D)	(D)	(D)	BB
752	Automobile parking -----	—	—	—	—	—
753	Automotive repair shops -----	52	12 557	2 938	723	154
7532	Top, body, and upholstery repair shops and paint shops -----	12	2 411	688	192	37
7538	General automotive repair shops -----	28	7 461	1 457	343	75
7533, 4, 6, 7, 9	Other automotive repair shops -----	12	2 685	793	188	42
754	Automotive services, except repair -----	9	(D)	(D)	(D)	BB
76	Miscellaneous repair services -----	45	16 984	4 412	1 034	246
762	Electrical repair shops -----	11	7 162	1 658	391	89
7622	Radio and television repair shops -----	4	(D)	(D)	(D)	BB
7623, 9	Other electrical and electronic repair shops -----	7	(D)	(D)	(D)	BB
763	Watch, clock, and jewelry repair -----	—	—	—	—	—
764	Reupholstery and furniture repair -----	4	(D)	(D)	(D)	AA
769	Miscellaneous repair and related services -----	30	(D)	(D)	(D)	CC
78, 79, 84	Amusement and recreation services, including motion pictures and museums -----	42	12 519	3 269	701	325
781, 2	Motion picture production, distribution, and services -----	—	—	—	—	—
783	Motion picture theaters -----	4	(D)	(D)	(D)	BB
784	Video tape rental -----	13	3 617	689	205	53
792	Theatrical producers (except motion picture), bands, orchestras, and entertainers -----	2	(D)	(D)	(D)	AA
793	Bowling centers -----	1	(D)	(D)	(D)	BB
79 ex. 792, 3, 84	Commercial sports and other amusement and recreation services, including museums -----	22	6 890	1 899	362	206
80	Health services -----	148	82 513	33 512	7 195	1 371
801	Offices and clinics of doctors of medicine -----	57	33 216	15 647	3 599	447
802	Offices and clinics of dentists -----	48	14 952	6 107	1 321	268
803	Offices and clinics of doctors of osteopathy -----	—	—	—	—	—
804	Offices and clinics of other health practitioners -----	24	7 272	2 126	381	81
805	Nursing and personal care facilities -----	5	9 316	4 367	707	274
806	Hospitals -----	—	—	—	—	—
807, 8, 9	Other health services -----	14	17 757	5 265	1 187	301
81	Legal services -----	40	11 423	5 537	873	173
823, 4, 9	Selected educational services -----	3	(D)	(D)	(D)	AA
83	Social services -----	47	(D)	(D)	(D)	EE
835	Child day care services -----	20	(D)	(D)	(D)	CC
832, 3, 6, 9	Other social services -----	27	4 636	1 477	404	213

Table 6. Summary Statistics for Firms Subject to Federal Income Tax for Counties With 350 Establishments or More: 1992 — Con.

[Includes only establishments with payroll. For meaning of abbreviations and symbols, see introductory text. For explanation of terms and comparability of 1987 and 1992 censuses, see appendix A. For information on geographic areas followed by ▲, see appendix F]

SIC code	Geographic area and kind of business or operation	Establishments (number)	Receipts (\$1,000)	Annual payroll (\$1,000)	First-quarter payroll (\$1,000)	Paid employees for pay period including March 12 (number)
ALAMANCE COUNTY—Con.						
87 ex. 8733	Engineering, accounting, research, management, and related services (except noncommercial research organizations) -----	64	17 724	8 312	1 883	329
871	Engineering, architectural, and surveying services -----	15	3 038	1 499	296	59
872	Accounting, auditing, and bookkeeping services -----	31	9 815	4 269	1 080	179
873 ex. 8733	Research, development, and testing services (except noncommercial research organizations) -----	9	(D)	(D)	(D)	BB
874	Management and public relations services -----	9	(D)	(D)	(D)	BB
89	Services, n.e.c. -----	3	(D)	(D)	(D)	AA
BUNCOMBE COUNTY						
	Total -----	1 544	740 362	317 790	69 520	14 522
70 ex. 704	Hotels, rooming houses, camps, and other lodging places (except membership lodging) -----	73	(D)	(D)	(D)	GG
7011	Hotels and motels -----	63	(D)	(D)	(D)	GG
7011 pt.	Hotels -----	38	(D)	(D)	(D)	GG
7011 pt.	Motels, motor hotels, and tourist courts -----	25	10 073	2 700	1 280	238
702, 3	Other lodging places -----	10	(D)	(D)	(D)	BB
72	Personal services -----	144	31 746	11 803	2 945	942
721	Laundry, cleaning, and garment services -----	43	(D)	(D)	(D)	EE
7211	Power laundries, family and commercial* -----	2	(D)	(D)	(D)	AA
7213	Linen supply* -----	1	(D)	(D)	(D)	BB
7215	Coin-operated laundries and drycleaning -----	11	(D)	(D)	(D)	BB
7216	Drycleaning plants, except rug cleaning* -----	17	6 710	2 201	495	158
7217	Carpet and upholstery cleaning -----	6	1 127	350	79	24
7218	Industrial laundries* -----	1	(D)	(D)	(D)	BB
7212, 9	Other laundry, cleaning, and garment services* -----	5	(D)	(D)	(D)	AA
722	Photographic studios, portrait -----	14	1 820	441	100	42
723, 4	Beauty and barber shops -----	59	5 543	2 625	662	211
723	Beauty shops -----	54	5 173	2 508	608	205
724	Barber shops -----	5	370	117	54	6
725	Shoe repair shops and shoeshine parlors -----	3	(D)	(D)	(D)	AA
726	Funeral service and crematories -----	11	(D)	(D)	(D)	BB
729	Miscellaneous personal services -----	14	(D)	(D)	(D)	CC
73	Business services -----	235	108 341	47 557	10 769	3 264
731	Advertising -----	24	12 377	5 187	1 472	184
732	Consumer credit reporting agencies, mercantile reporting agencies, and adjustment and collection agencies -----	3	(D)	(D)	(D)	BB
733	Mailing, reproduction, commercial art and photography, and stenographic services -----	23	4 628	1 174	256	54
734	Services to dwellings and other buildings -----	50	(D)	(D)	(D)	EE
735	Miscellaneous equipment rental and leasing -----	28	(D)	(D)	(D)	CC
736	Personnel supply services -----	27	34 017	23 754	4 850	1 680
737	Computer programming, data processing, and other computer related services -----	22	6 710	2 024	442	147
7371, 2, 3	Computer programming, prepackaged software, and integrated systems -----	18	5 965	1 494	308	131
7374, 5, 6	Data processing services -----	—	—	—	—	—
7377, 8, 9	Computer rental and leasing, maintenance, and related services, n.e.c. -----	4	745	530	134	16
738	Miscellaneous business services -----	58	(D)	(D)	(D)	FF
75	Automotive repair, services, and parking -----	136	(D)	(D)	(D)	FF
751	Automotive rental and leasing, without drivers -----	7	3 477	541	135	33
752	Automobile parking -----	3	(D)	(D)	(D)	BB
753	Automotive repair shops -----	100	(D)	(D)	(D)	EE
7532	Top, body, and upholstery repair shops and paint shops -----	23	(D)	(D)	(D)	CC
7538	General automotive repair shops -----	51	9 302	2 518	595	150
7533, 4, 6, 7, 9	Other automotive repair shops -----	26	(D)	(D)	(D)	BB
754	Automotive services, except repair -----	26	(D)	(D)	(D)	BB
76	Miscellaneous repair services -----	64	(D)	(D)	(D)	EE
762	Electrical repair shops -----	16	(D)	(D)	(D)	CC
7622	Radio and television repair shops -----	5	(D)	(D)	(D)	BB
7623, 9	Other electrical and electronic repair shops -----	11	4 784	1 757	397	111
763	Watch, clock, and jewelry repair -----	1	(D)	(D)	(D)	AA
764	Reupholstery and furniture repair -----	12	1 220	366	81	33
769	Miscellaneous repair and related services -----	35	(D)	(D)	(D)	CC
78, 79, 84	Amusement and recreation services, including motion pictures and museums -----	106	50 245	13 404	2 901	850
781, 2	Motion picture production, distribution, and services -----	2	(D)	(D)	(D)	AA
783	Motion picture theaters -----	7	2 954	552	139	80
784	Video tape rental -----	26	4 217	733	185	112
792	Theatrical producers (except motion picture), bands, orchestras, and entertainers -----	5	(D)	(D)	(D)	BB
793	Bowling centers -----	3	(D)	(D)	(D)	BB
79 ex. 792, 3, 84	Commercial sports and other amusement and recreation services, including museums -----	63	38 235	11 290	2 400	592

Table 6. Summary Statistics for Firms Subject to Federal Income Tax for Counties With 350 Establishments or More: 1992 — Con.

[Includes only establishments with payroll. For meaning of abbreviations and symbols, see introductory text. For explanation of terms and comparability of 1987 and 1992 censuses, see appendix A. For information on geographic areas followed by ▲, see appendix F]

SIC code	Geographic area and kind of business or operation	Establishments (number)	Receipts (\$1,000)	Annual payroll (\$1,000)	First-quarter payroll (\$1,000)	Paid employees for pay period including March 12 (number)
BUNCOMBE COUNTY—Con.						
80	Health services	426	297 259	153 742	31 132	4 344
801	Offices and clinics of doctors of medicine	209	(D)	(D)	(D)	GG
802	Offices and clinics of dentists	89	(D)	(D)	(D)	FF
803	Offices and clinics of doctors of osteopathy	—	—	—	—	—
804	Offices and clinics of other health practitioners	68	(D)	(D)	(D)	CC
805	Nursing and personal care facilities	16	(D)	(D)	(D)	FF
806	Hospitals	2	(D)	(D)	(D)	FF
807, 8, 9	Other health services	42	(D)	(D)	(D)	EE
81	Legal services	104	35 543	17 981	4 314	557
823, 4, 9	Selected educational services	11	(D)	(D)	(D)	BB
83	Social services	60	(D)	(D)	(D)	EE
835	Child day care services	33	2 584	1 174	245	136
832, 3, 6, 9	Other social services	27	(D)	(D)	(D)	EE
87 ex. 8733	Engineering, accounting, research, management, and related services (except noncommercial research organizations)	176	62 277	28 548	6 148	1 112
871	Engineering, architectural, and surveying services	72	(D)	(D)	(D)	EE
872	Accounting, auditing, and bookkeeping services	63	(D)	(D)	(D)	EE
873 ex. 8733	Research, development, and testing services (except noncommercial research organizations)	9	(D)	(D)	(D)	CC
874	Management and public relations services	32	(D)	(D)	(D)	EE
89	Services, n.e.c.	9	(D)	(D)	(D)	AA
CABARRUS COUNTY						
	Total	548	252 109	90 416	20 613	4 076
70 ex. 704	Hotels, rooming houses, camps, and other lodging places (except membership lodging)	11	3 833	828	185	89
7011	Hotels and motels	10	(D)	(D)	(D)	BB
7011 pt.	Hotels	2	(D)	(D)	(D)	BB
7011 pt.	Motels, motor hotels, and tourist courts	8	(D)	(D)	(D)	BB
702, 3	Other lodging places	1	(D)	(D)	(D)	AA
72	Personal services	72	13 461	4 171	1 029	400
721	Laundry, cleaning, and garment services	18	3 130	1 185	243	92
7211	Power laundries, family and commercial*	—	—	—	—	—
7213	Linen supply*	—	—	—	—	—
7215	Coin-operated laundries and drycleaning	6	948	343	30	20
7216	Drycleaning plants, except rug cleaning*	9	2 020	803	204	66
7217	Carpet and upholstery cleaning	2	(D)	(D)	(D)	AA
7218	Industrial launderers*	—	—	—	—	—
7212, 9	Other laundry, cleaning, and garment services*	1	(D)	(D)	(D)	AA
722	Photographic studios, portrait	8	1 021	210	53	26
723, 4	Beauty and barber shops	24	1 864	746	189	79
723	Beauty shops	21	1 485	487	121	59
724	Barber shops	3	379	259	68	20
725	Shoe repair shops and shoeshine parlors	1	(D)	(D)	(D)	AA
726	Funeral service and crematories	7	5 379	1 448	306	59
729	Miscellaneous personal services	14	(D)	(D)	(D)	CC
73	Business services	83	26 301	7 556	1 602	466
731	Advertising	3	(D)	(D)	(D)	AA
732	Consumer credit reporting agencies, mercantile reporting agencies, and adjustment and collection agencies	2	(D)	(D)	(D)	BB
733	Mailing, reproduction, commercial art and photography, and stenographic services	4	2 314	376	69	63
734	Services to dwellings and other buildings	30	6 941	2 004	441	148
735	Miscellaneous equipment rental and leasing	7	3 270	755	169	30
736	Personnel supply services	6	2 158	1 295	207	62
737	Computer programming, data processing, and other computer related services	6	2 553	431	88	15
7371, 2, 3	Computer programming, prepackaged software, and integrated systems	1	(D)	(D)	(D)	AA
7374, 5, 6	Data processing services	1	(D)	(D)	(D)	AA
7377, 8, 9	Computer rental and leasing, maintenance, and related services, n.e.c.	4	(D)	(D)	(D)	AA
738	Miscellaneous business services	25	(D)	(D)	(D)	CC
75	Automotive repair, services, and parking	80	18 280	5 771	1 631	367
751	Automotive rental and leasing, without drivers	4	(D)	(D)	(D)	CC
752	Automobile parking	—	—	—	—	—
753	Automotive repair shops	67	14 085	3 759	859	222
7532	Top, body, and upholstery repair shops and paint shops	15	2 530	740	183	48
7538	General automotive repair shops	39	7 271	1 928	448	111
7533, 4, 6, 7, 9	Other automotive repair shops	13	4 284	1 091	228	63
754	Automotive services, except repair	9	(D)	(D)	(D)	BB

Table 6. Summary Statistics for Firms Subject to Federal Income Tax for Counties With 350 Establishments or More: 1992 — Con.

[Includes only establishments with payroll. For meaning of abbreviations and symbols, see introductory text. For explanation of terms and comparability of 1987 and 1992 censuses, see appendix A. For information on geographic areas followed by ▲, see appendix F]

SIC code	Geographic area and kind of business or operation	Establishments (number)	Receipts (\$1,000)	Annual payroll (\$1,000)	First-quarter payroll (\$1,000)	Paid employees for pay period including March 12 (number)
CABARRUS COUNTY—Con.						
76	Miscellaneous repair services -----	42	9 986	2 671	572	132
762	Electrical repair shops -----	7	1 558	335	86	21
7622	Radio and television repair shops -----	—	—	—	—	—
7623, 9	Other electrical and electronic repair shops -----	7	1 558	335	86	21
763	Watch, clock, and jewelry repair -----	2	(D)	(D)	(D)	AA
764	Reupholstery and furniture repair -----	—	—	—	—	—
769	Miscellaneous repair and related services -----	33	(D)	(D)	(D)	CC
78, 79, 84	Amusement and recreation services, including motion pictures and museums -----	44	65 369	14 485	3 611	584
781, 2	Motion picture production, distribution, and services -----	—	—	—	—	—
783	Motion picture theaters -----	2	(D)	(D)	(D)	BB
784	Video tape rental -----	7	1 884	336	70	33
792	Theatrical producers (except motion picture), bands, orchestras, and entertainers -----	1	(D)	(D)	(D)	AA
793	Bowling centers -----	1	(D)	(D)	(D)	AA
79 ex. 792, 3, 84	Commercial sports and other amusement and recreation services, including museums -----	33	61 611	13 708	3 442	487
80	Health services -----	110	86 625	43 527	9 551	1 486
801	Offices and clinics of doctors of medicine -----	44	39 621	23 665	4 945	447
802	Offices and clinics of dentists -----	27	10 002	4 269	957	180
803	Offices and clinics of doctors of osteopathy -----	—	—	—	—	—
804	Offices and clinics of other health practitioners -----	25	6 308	2 458	550	104
805	Nursing and personal care facilities -----	7	23 307	8 254	2 196	557
806	Hospitals -----	—	—	—	—	—
807, 8, 9	Other health services -----	7	7 387	4 881	903	198
81	Legal services -----	20	5 905	2 822	553	72
823, 4, 9	Selected educational services -----	3	(D)	(D)	(D)	AA
83	Social services -----	27	4 330	1 894	443	228
835	Child day care services -----	20	2 319	1 136	277	157
832, 3, 6, 9	Other social services -----	7	2 011	758	166	71
87 ex. 8733	Engineering, accounting, research, management, and related services (except noncommercial research organizations) -----	51	15 330	6 042	1 304	221
871	Engineering, architectural, and surveying services -----	16	4 939	2 450	492	92
872	Accounting, auditing, and bookkeeping services -----	18	(D)	(D)	(D)	BB
873 ex. 8733	Research, development, and testing services (except noncommercial research organizations) -----	2	(D)	(D)	(D)	AA
874	Management and public relations services -----	15	6 272	1 878	397	45
89	Services, n.e.c. -----	5	(D)	(D)	(D)	AA
CARTERET COUNTY						
	Total -----	389	99 427	34 834	7 586	2 318
70 ex. 704	Hotels, rooming houses, camps, and other lodging places (except membership lodging) -----	46	21 193	5 243	952	423
7011	Hotels and motels -----	36	17 020	4 257	773	382
7011 pt.	Hotels -----	13	5 870	1 257	232	124
7011 pt.	Motels, motor hotels, and tourist courts -----	23	11 150	3 000	541	258
702, 3	Other lodging places -----	10	4 173	986	179	41
72	Personal services -----	53	6 121	2 133	684	199
721	Laundry, cleaning, and garment services -----	16	1 665	514	122	54
7211	Power laundries, family and commercial* -----	—	—	—	—	—
7213	Linen supply* -----	—	—	—	—	—
7215	Coin-operated laundries and drycleaning -----	2	(D)	(D)	(D)	AA
7216	Drycleaning plants, except rug cleaning* -----	8	1 079	393	94	34
7217	Carpet and upholstery cleaning -----	5	192	24	5	7
7218	Industrial laundriers* -----	—	—	—	—	—
7212, 9	Other laundry, cleaning, and garment services* -----	1	(D)	(D)	(D)	AA
722	Photographic studios, portrait -----	3	494	145	39	12
723, 4	Beauty and barber shops -----	26	1 737	629	144	75
723	Beauty shops -----	26	1 737	629	144	75
724	Barber shops -----	—	—	—	—	—
725	Shoe repair shops and shoeshine parlors -----	1	(D)	(D)	(D)	AA
726	Funeral service and crematories -----	2	(D)	(D)	(D)	BB
729	Miscellaneous personal services -----	5	(D)	(D)	(D)	BB

Table 6. Summary Statistics for Firms Subject to Federal Income Tax for Counties With 350 Establishments or More: 1992 — Con.

[Includes only establishments with payroll. For meaning of abbreviations and symbols, see introductory text. For explanation of terms and comparability of 1987 and 1992 censuses, see appendix A. For information on geographic areas followed by ▲, see appendix F]

SIC code	Geographic area and kind of business or operation	Establishments (number)	Receipts (\$1,000)	Annual payroll (\$1,000)	First-quarter payroll (\$1,000)	Paid employees for pay period including March 12 (number)
CARTERET COUNTY — Con.						
73	Business services	38	8 440	2 632	606	247
731	Advertising	—	—	—	—	—
732	Consumer credit reporting agencies, mercantile reporting agencies, and adjustment and collection agencies	—	—	—	—	—
733	Mailing, reproduction, commercial art and photography, and stenographic services	1	(D)	(D)	(D)	AA
734	Services to dwellings and other buildings	16	2 258	647	136	59
735	Miscellaneous equipment rental and leasing	2	(D)	(D)	(D)	AA
736	Personnel supply services	2	(D)	(D)	(D)	BB
737	Computer programming, data processing, and other computer related services	1	(D)	(D)	(D)	AA
7371, 2, 3	Computer programming, prepackaged software, and integrated systems	1	(D)	(D)	(D)	AA
7374, 5, 6	Data processing services	—	—	—	—	—
7377, 8, 9	Computer rental and leasing, maintenance, and related services, n.e.c.	—	—	—	—	—
738	Miscellaneous business services	16	3 832	1 040	259	79
75	Automotive repair, services, and parking	32	6 172	1 649	310	92
751	Automotive rental and leasing, without drivers	—	—	—	—	—
752	Automobile parking	—	—	—	—	—
753	Automotive repair shops	25	4 920	1 258	257	68
7532	Top, body, and upholstery repair shops and paint shops	7	2 206	479	112	28
7538	General automotive repair shops	13	2 253	638	110	29
7533, 4, 6, 7, 9	Other automotive repair shops	5	461	141	35	11
754	Automotive services, except repair	7	1 252	391	53	24
76	Miscellaneous repair services	20	2 871	661	152	37
762	Electrical repair shops	7	982	284	69	14
7622	Radio and television repair shops	—	—	—	—	—
7623, 9	Other electrical and electronic repair shops	7	982	284	69	14
763	Watch, clock, and jewelry repair	1	(D)	(D)	(D)	AA
764	Reupholstery and furniture repair	3	(D)	(D)	(D)	AA
769	Miscellaneous repair and related services	9	1 691	353	78	21
78, 79, 84	Amusement and recreation services, including motion pictures and museums	47	10 701	2 777	433	283
781, 2	Motion picture production, distribution, and services	1	(D)	(D)	(D)	AA
783	Motion picture theaters	4	(D)	(D)	(D)	BB
784	Video tape rental	8	752	176	38	21
792	Theatrical producers (except motion picture), bands, orchestras, and entertainers	—	—	—	—	—
793	Bowling centers	2	(D)	(D)	(D)	BB
79 ex. 792, 3, 84	Commercial sports and other amusement and recreation services, including museums	32	8 069	2 195	303	206
80	Health services	70	29 140	13 224	3 065	676
801	Offices and clinics of doctors of medicine	31	12 320	5 630	1 195	174
802	Offices and clinics of dentists	18	6 050	2 004	483	97
803	Offices and clinics of doctors of osteopathy	—	—	—	—	—
804	Offices and clinics of other health practitioners	11	1 434	651	133	31
805	Nursing and personal care facilities	3	6 614	3 586	927	269
806	Hospitals	—	—	—	—	—
807, 8, 9	Other health services	7	2 722	1 353	327	105
81	Legal services	24	6 792	3 216	607	99
823, 4, 9	Selected educational services	—	—	—	—	—
83	Social services	18	3 364	1 257	289	157
835	Child day care services	12	1 582	723	160	88
832, 3, 6, 9	Other social services	6	1 782	534	129	69
87 ex. 8733	Engineering, accounting, research, management, and related services (except noncommercial research organizations)	38	4 516	2 013	480	102
871	Engineering, architectural, and surveying services	13	1 410	610	132	27
872	Accounting, auditing, and bookkeeping services	12	2 089	1 044	263	57
873 ex. 8733	Research, development, and testing services (except noncommercial research organizations)	2	(D)	(D)	(D)	AA
874	Management and public relations services	11	(D)	(D)	(D)	AA
89	Services, n.e.c.	3	117	29	8	3

Table 6. Summary Statistics for Firms Subject to Federal Income Tax for Counties With 350 Establishments or More: 1992 — Con.

[Includes only establishments with payroll. For meaning of abbreviations and symbols, see introductory text. For explanation of terms and comparability of 1987 and 1992 censuses, see appendix A. For information on geographic areas followed by ▲, see appendix F]

SIC code	Geographic area and kind of business or operation	Establishments (number)	Receipts (\$1,000)	Annual payroll (\$1,000)	First-quarter payroll (\$1,000)	Paid employees for pay period including March 12 (number)
CATAWBA COUNTY						
	Total	870	473 092	176 116	40 410	8 732
70 ex. 704	Hotels, rooming houses, camps, and other lodging places (except membership lodging)	21	15 199	3 876	907	385
7011	Hotels and motels	16	14 122	3 600	845	366
7011 pt.	Hotels	10	(D)	(D)	(D)	CC
7011 pt.	Motels, motor hotels, and tourist courts	6	(D)	(D)	(D)	CC
702, 3	Other lodging places	5	1 077	276	62	19
72	Personal services	117	23 920	8 575	2 045	676
721	Laundry, cleaning, and garment services	28	12 367	4 926	1 157	342
7211	Power laundries, family and commercial*	2	(D)	(D)	(D)	BB
7213	Linen supply*	1	(D)	(D)	(D)	BB
7215	Coin-operated laundries and drycleaning	9	972	300	68	31
7216	Drycleaning plants, except rug cleaning*	10	4 029	1 830	432	131
7217	Carpet and upholstery cleaning	4	(D)	(D)	(D)	AA
7218	Industrial laundriers*	1	(D)	(D)	(D)	BB
7212, 9	Other laundry, cleaning, and garment services*	1	(D)	(D)	(D)	AA
722	Photographic studios, portrait	8	1 261	264	58	23
723, 4	Beauty and barber shops	62	4 458	1 629	418	168
723	Beauty shops	55	(D)	(D)	(D)	CC
724	Barber shops	7	(D)	(D)	(D)	AA
725	Shoe repair shops and shoeshine parlors	3	(D)	(D)	(D)	AA
726	Funeral service and crematories	7	3 824	1 272	267	53
729	Miscellaneous personal services	9	(D)	(D)	(D)	BB
73	Business services	151	47 601	19 351	4 275	1 685
731	Advertising	13	5 514	1 753	432	69
732	Consumer credit reporting agencies, mercantile reporting agencies, and adjustment and collection agencies	3	(D)	(D)	(D)	BB
733	Mailing, reproduction, commercial art and photography, and stenographic services	12	4 224	1 366	295	73
734	Services to dwellings and other buildings	45	6 226	2 329	520	214
735	Miscellaneous equipment rental and leasing	12	4 355	1 220	302	74
736	Personnel supply services	15	9 249	6 633	1 428	769
737	Computer programming, data processing, and other computer related services	13	3 921	1 440	331	133
7371, 2, 3	Computer programming, prepackaged software, and integrated systems	8	(D)	(D)	(D)	CC
7374, 5, 6	Data processing services	1	(D)	(D)	(D)	AA
7377, 8, 9	Computer rental and leasing, maintenance, and related services, n.e.c.	4	(D)	(D)	(D)	AA
738	Miscellaneous business services	38	(D)	(D)	(D)	EE
75	Automotive repair, services, and parking	97	33 007	9 136	2 171	471
751	Automotive rental and leasing, without drivers	13	(D)	(D)	(D)	CC
752	Automobile parking	1	(D)	(D)	(D)	AA
753	Automotive repair shops	68	16 262	4 807	1 112	232
7532	Top, body, and upholstery repair shops and paint shops	17	3 660	1 298	314	58
7538	General automotive repair shops	38	7 412	2 286	490	111
7533, 4, 6, 7, 9	Other automotive repair shops	13	5 190	1 223	308	63
754	Automotive services, except repair	15	(D)	(D)	(D)	BB
76	Miscellaneous repair services	48	21 270	6 993	1 659	355
762	Electrical repair shops	9	3 825	1 423	367	64
7622	Radio and television repair shops	2	(D)	(D)	(D)	AA
7623, 9	Other electrical and electronic repair shops	7	(D)	(D)	(D)	BB
763	Watch, clock, and jewelry repair	1	(D)	(D)	(D)	AA
764	Reupholstery and furniture repair	11	7 044	2 396	579	144
769	Miscellaneous repair and related services	27	(D)	(D)	(D)	CC
78, 79, 84	Amusement and recreation services, including motion pictures and museums	52	14 414	2 529	565	312
781, 2	Motion picture production, distribution, and services	2	(D)	(D)	(D)	AA
783	Motion picture theaters	3	(D)	(D)	(D)	BB
784	Video tape rental	14	1 917	348	80	65
792	Theatrical producers (except motion picture), bands, orchestras, and entertainers	1	(D)	(D)	(D)	AA
793	Bowling centers	1	(D)	(D)	(D)	BB
79 ex. 792, 3, 84	Commercial sports and other amusement and recreation services, including museums	31	8 477	1 513	332	152
80	Health services	196	240 840	101 529	22 919	3 593
801	Offices and clinics of doctors of medicine	85	82 548	45 139	9 284	758
802	Offices and clinics of dentists	49	16 284	6 582	1 552	349
803	Offices and clinics of doctors of osteopathy	1	(D)	(D)	(D)	AA
804	Offices and clinics of other health practitioners	38	9 799	3 214	770	140
805	Nursing and personal care facilities	8	20 888	10 697	2 695	763
806	Hospitals	2	(D)	(D)	(D)	GG
807, 8, 9	Other health services	13	(D)	(D)	(D)	EE
81	Legal services	47	15 984	4 751	1 073	184
823, 4, 9	Selected educational services	3	(D)	(D)	(D)	AA

Table 6. Summary Statistics for Firms Subject to Federal Income Tax for Counties With 350 Establishments or More: 1992 — Con.

[Includes only establishments with payroll. For meaning of abbreviations and symbols, see introductory text. For explanation of terms and comparability of 1987 and 1992 censuses, see appendix A. For information on geographic areas followed by ▲, see appendix F]

SIC code	Geographic area and kind of business or operation	Establishments (number)	Receipts (\$1,000)	Annual payroll (\$1,000)	First-quarter payroll (\$1,000)	Paid employees for pay period including March 12 (number)
CATAWBA COUNTY — Con.						
83	Social services	37	8 071	3 736	828	419
835	Child day care services	29	4 990	2 623	622	308
832, 3, 6, 9	Other social services	8	3 081	1 113	206	111
87 ex. 8733	Engineering, accounting, research, management, and related services (except noncommercial research organizations)	100	52 494	15 537	3 955	642
871	Engineering, architectural, and surveying services	27	14 045	3 931	918	159
872	Accounting, auditing, and bookkeeping services	43	(D)	(D)	(D)	CC
873 ex. 8733	Research, development, and testing services (except noncommercial research organizations)	2	(D)	(D)	(D)	AA
874	Management and public relations services	28	24 284	6 409	1 801	251
89	Services, n.e.c.	1	(D)	(D)	(D)	AA
CLEVELAND COUNTY						
	Total	471	152 767	60 467	12 762	3 231
70 ex. 704	Hotels, rooming houses, camps, and other lodging places (except membership lodging)	7	4 150	1 127	273	148
7011	Hotels and motels	7	4 150	1 127	273	148
7011 pt.	Hotels	3	1 603	227	55	41
7011 pt.	Motels, motor hotels, and tourist courts	4	2 547	900	218	107
702, 3	Other lodging places	—	—	—	—	—
72	Personal services	54	7 759	2 192	510	232
721	Laundry, cleaning, and garment services	17	2 170	720	174	92
7211	Power laundries, family and commercial*	1	(D)	(D)	(D)	AA
7213	Linen supply*	—	—	—	—	—
7215	Coin-operated laundries and drycleaning	5	247	58	16	11
7216	Drycleaning plants, except rug cleaning*	8	(D)	(D)	(D)	BB
7217	Carpet and upholstery cleaning	1	(D)	(D)	(D)	AA
7218	Industrial laundries*	—	—	—	—	—
7212, 9	Other laundry, cleaning, and garment services*	2	(D)	(D)	(D)	AA
722	Photographic studios, portrait	4	644	187	41	24
723, 4	Beauty and barber shops	17	1 099	332	79	38
723	Beauty shops	17	1 099	332	79	38
724	Barber shops	—	—	—	—	—
725	Shoe repair shops and shoeshine parlors	1	(D)	(D)	(D)	AA
726	Funeral service and crematories	9	3 104	682	152	53
729	Miscellaneous personal services	6	(D)	(D)	(D)	BB
73	Business services	59	24 230	7 790	1 736	738
731	Advertising	3	307	145	32	12
732	Consumer credit reporting agencies, mercantile reporting agencies, and adjustment and collection agencies	1	(D)	(D)	(D)	AA
733	Mailing, reproduction, commercial art and photography, and stenographic services	2	(D)	(D)	(D)	BB
734	Services to dwellings and other buildings	25	3 386	1 243	295	106
735	Miscellaneous equipment rental and leasing	7	5 011	583	124	25
736	Personnel supply services	4	4 132	3 412	720	333
737	Computer programming, data processing, and other computer related services	6	(D)	(D)	(D)	CC
7371, 2, 3	Computer programming, prepackaged software, and integrated systems	6	(D)	(D)	(D)	CC
7374, 5, 6	Data processing services	—	—	—	—	—
7377, 8, 9	Computer rental and leasing, maintenance, and related services, n.e.c.	—	—	—	—	—
738	Miscellaneous business services	11	(D)	(D)	(D)	BB
75	Automotive repair, services, and parking	63	15 256	3 307	746	178
751	Automotive rental and leasing, without drivers	5	(D)	(D)	(D)	BB
752	Automobile parking	—	—	—	—	—
753	Automotive repair shops	53	9 363	2 229	553	148
7532	Top, body, and upholstery repair shops and paint shops	17	2 753	682	156	45
7538	General automotive repair shops	22	3 096	721	199	51
7533, 4, 6, 7, 9	Other automotive repair shops	14	3 514	826	198	52
754	Automotive services, except repair	5	(D)	(D)	(D)	AA
76	Miscellaneous repair services	32	10 384	3 303	676	165
762	Electrical repair shops	9	3 087	1 002	261	52
7622	Radio and television repair shops	1	(D)	(D)	(D)	AA
7623, 9	Other electrical and electronic repair shops	8	(D)	(D)	(D)	BB
763	Watch, clock, and jewelry repair	2	(D)	(D)	(D)	AA
764	Reupholstery and furniture repair	3	(D)	(D)	(D)	AA
769	Miscellaneous repair and related services	18	6 885	2 166	388	103

Table 6. Summary Statistics for Firms Subject to Federal Income Tax for Counties With 350 Establishments or More: 1992 — Con.

[Includes only establishments with payroll. For meaning of abbreviations and symbols, see introductory text. For explanation of terms and comparability of 1987 and 1992 censuses, see appendix A. For information on geographic areas followed by ▲, see appendix F]

SIC code	Geographic area and kind of business or operation	Establishments (number)	Receipts (\$1,000)	Annual payroll (\$1,000)	First-quarter payroll (\$1,000)	Paid employees for pay period including March 12 (number)
CLEVELAND COUNTY—Con.						
78, 79, 84	Amusement and recreation services, including motion pictures and museums	31	7 102	1 780	397	225
781, 2	Motion picture production, distribution, and services	1	(D)	(D)	(D)	AA
783	Motion picture theaters	2	(D)	(D)	(D)	BB
784	Video tape rental	12	1 128	222	47	39
792	Theatrical producers (except motion picture), bands, orchestras, and entertainers	1	(D)	(D)	(D)	AA
793	Bowling centers	1	(D)	(D)	(D)	AA
79 ex. 792, 3; 84	Commercial sports and other amusement and recreation services, including museums	14	4 386	1 221	270	142
80	Health services	114	63 917	33 181	6 812	1 119
801	Offices and clinics of doctors of medicine	51	34 850	19 963	3 977	383
802	Offices and clinics of dentists	29	10 940	5 371	1 150	194
803	Offices and clinics of doctors of osteopathy	—	—	—	—	—
804	Offices and clinics of other health practitioners	19	3 870	1 266	266	65
805	Nursing and personal care facilities	6	(D)	(D)	(D)	EE
806	Hospitals	—	—	—	—	—
807, 8, 9	Other health services	9	(D)	(D)	(D)	BB
81	Legal services	21	5 945	2 196	426	79
823, 4, 9	Selected educational services	3	(D)	(D)	(D)	AA
83	Social services	41	4 788	1 894	417	198
835	Child day care services	22	1 830	847	209	101
832, 3, 6, 9	Other social services	19	2 958	1 047	208	97
87 ex. 8733	Engineering, accounting, research, management, and related services (except noncommercial research organizations)	42	7 877	3 454	728	143
871	Engineering, architectural, and surveying services	12	3 176	1 307	303	50
872	Accounting, auditing, and bookkeeping services	22	2 858	955	234	59
873 ex. 8733	Research, development, and testing services (except noncommercial research organizations)	2	(D)	(D)	(D)	AA
874	Management and public relations services	6	(D)	(D)	(D)	BB
89	Services, n.e.c.	4	(D)	(D)	(D)	AA
CRAVEN COUNTY						
	Total	485	199 492	83 463	18 348	4 255
70 ex. 704	Hotels, rooming houses, camps, and other lodging places (except membership lodging)	14	(D)	(D)	(D)	EE
7011	Hotels and motels	13	8 399	2 329	581	269
7011 pt.	Hotels	7	6 345	1 665	366	161
7011 pt.	Motels, motor hotels, and tourist courts	6	2 054	664	215	108
702, 3	Other lodging places	1	(D)	(D)	(D)	AA
72	Personal services	55	9 666	3 090	852	349
721	Laundry, cleaning, and garment services	14	3 805	1 414	340	138
7211	Power laundries, family and commercial*	—	—	—	—	—
7213	Linen supply*	—	—	—	—	—
7215	Coin-operated laundries and drycleaning	2	(D)	(D)	(D)	AA
7216	Drycleaning plants, except rug cleaning*	7	2 313	1 115	262	108
7217	Carpet and upholstery cleaning	3	(D)	(D)	(D)	AA
7218	Industrial laundriers*	1	(D)	(D)	(D)	AA
7212, 9	Other laundry, cleaning, and garment services*	1	(D)	(D)	(D)	AA
722	Photographic studios, portrait	3	(D)	(D)	(D)	AA
723, 4	Beauty and barber shops	15	1 191	384	128	43
723	Beauty shops	15	1 191	384	128	43
724	Barber shops	—	—	—	—	—
725	Shoe repair shops and shoeshine parlors	1	(D)	(D)	(D)	AA
726	Funeral service and crematories	6	2 651	771	201	49
729	Miscellaneous personal services	16	1 327	317	136	99
73	Business services	73	25 365	11 908	2 879	1 019
731	Advertising	4	(D)	(D)	(D)	BB
732	Consumer credit reporting agencies, mercantile reporting agencies, and adjustment and collection agencies	1	(D)	(D)	(D)	AA
733	Mailing, reproduction, commercial art and photography, and stenographic services	—	—	—	—	—
734	Services to dwellings and other buildings	28	6 384	2 947	723	319
735	Miscellaneous equipment rental and leasing	6	3 450	716	178	33
736	Personnel supply services	7	3 215	2 308	517	196
737	Computer programming, data processing, and other computer related services	14	3 917	1 517	448	75
7371, 2, 3	Computer programming, prepackaged software, and integrated systems	7	1 196	542	105	19
7374, 5, 6	Data processing services	2	(D)	(D)	(D)	BB
7377, 8, 9	Computer rental and leasing, maintenance, and related services, n.e.c.	5	(D)	(D)	(D)	BB
738	Miscellaneous business services	13	7 004	3 623	795	298

Table 6. Summary Statistics for Firms Subject to Federal Income Tax for Counties With 350 Establishments or More: 1992 — Con.

[Includes only establishments with payroll. For meaning of abbreviations and symbols, see introductory text. For explanation of terms and comparability of 1987 and 1992 censuses, see appendix A. For information on geographic areas followed by ▲, see appendix F]

SIC code	Geographic area and kind of business or operation	Establishments (number)	Receipts (\$1,000)	Annual payroll (\$1,000)	First-quarter payroll (\$1,000)	Paid employees for pay period including March 12 (number)
 CRAVEN COUNTY — Con.						
75	Automotive repair, services, and parking -----	54	12 172	3 231	777	191
751	Automotive rental and leasing, without drivers -----	3	814	193	36	11
752	Automobile parking -----	—	—	—	—	—
753	Automotive repair shops -----	42	10 765	2 797	699	163
7532	Top, body, and upholstery repair shops and paint shops -----	15	4 286	1 195	283	69
7538	General automotive repair shops -----	20	4 388	940	215	55
7533, 4, 6, 7, 9	Other automotive repair shops -----	7	2 091	662	201	39
754	Automotive services, except repair -----	9	593	241	42	17
76	Miscellaneous repair services -----	21	(D)	(D)	(D)	CC
762	Electrical repair shops -----	7	3 474	1 035	232	61
7622	Radio and television repair shops -----	3	1 330	335	66	24
7623, 9	Other electrical and electronic repair shops -----	4	2 144	700	166	37
763	Watch, clock, and jewelry repair -----	1	(D)	(D)	(D)	AA
764	Reupholstery and furniture repair -----	5	591	184	46	14
769	Miscellaneous repair and related services -----	8	1 686	487	236	26
78, 79, 84	Amusement and recreation services, including motion pictures and museums -----	35	6 968	1 612	390	183
781, 2	Motion picture production, distribution, and services -----	1	(D)	(D)	(D)	AA
783	Motion picture theaters -----	3	(D)	(D)	(D)	BB
784	Video tape rental -----	12	2 416	433	105	66
792	Theatrical producers (except motion picture), bands, orchestras, and entertainers -----	—	—	—	—	—
793	Bowling centers -----	1	(D)	(D)	(D)	AA
79 ex. 792, 3, 84	Commercial sports and other amusement and recreation services, including museums -----	18	3 261	823	193	71
80	Health services -----	115	81 867	36 074	7 646	1 162
801	Offices and clinics of doctors of medicine -----	47	48 421	24 328	4 853	472
802	Offices and clinics of dentists -----	33	11 641	3 968	998	183
803	Offices and clinics of doctors of osteopathy -----	—	—	—	—	—
804	Offices and clinics of other health practitioners -----	18	4 555	1 433	309	75
805	Nursing and personal care facilities -----	6	9 678	4 653	1 150	367
806	Hospitals -----	—	—	—	—	—
807, 8, 9	Other health services -----	11	7 572	1 692	336	65
81	Legal services -----	35	23 420	13 182	2 269	279
823, 4, 9	Selected educational services -----	1	(D)	(D)	(D)	AA
83	Social services -----	14	6 502	2 799	644	353
835	Child day care services -----	10	2 340	1 171	266	180
832, 3, 6, 9	Other social services -----	4	4 162	1 628	378	173
87 ex. 8733	Engineering, accounting, research, management, and related services (except noncommercial research organizations) -----	65	18 596	7 189	1 704	315
871	Engineering, architectural, and surveying services -----	28	9 622	3 705	868	181
872	Accounting, auditing, and bookkeeping services -----	28	7 579	2 832	759	121
873 ex. 8733	Research, development, and testing services (except noncommercial research organizations) -----	1	(D)	(D)	(D)	AA
874	Management and public relations services -----	8	(D)	(D)	(D)	AA
89	Services, n.e.c. -----	3	(D)	(D)	(D)	BB
 CUMBERLAND COUNTY (Coextensive with Fayetteville, NC MSA; see table 7a.)						
 DAVIDSON COUNTY						
	Total -----	459	175 654	59 647	13 901	3 252
70 ex. 704	Hotels, rooming houses, camps, and other lodging places (except membership lodging) -----	8	(D)	(D)	(D)	BB
7011	Hotels and motels -----	7	(D)	(D)	(D)	BB
7011 pt.	Hotels -----	5	(D)	(D)	(D)	BB
7011 pt.	Motels, motor hotels, and tourist courts -----	2	(D)	(D)	(D)	AA
702, 3	Other lodging places -----	1	(D)	(D)	(D)	AA

Table 6. Summary Statistics for Firms Subject to Federal Income Tax for Counties With 350 Establishments or More: 1992 — Con.

[Includes only establishments with payroll. For meaning of abbreviations and symbols, see introductory text. For explanation of terms and comparability of 1987 and 1992 censuses, see appendix A. For information on geographic areas followed by ▲, see appendix F.]

SIC code	Geographic area and kind of business or operation	Establishments (number)	Receipts (\$1,000)	Annual payroll (\$1,000)	First-quarter payroll (\$1,000)	Paid employees for pay period including March 12 (number)
DAVIDSON COUNTY — Con.						
72	Personal services	45	10 691	2 836	651	235
721	Laundry, cleaning, and garment services	16	4 155	1 084	258	117
7211	Power laundries, family and commercial*	1	(D)	(D)	(D)	AA
7213	Linen supply*	—	—	—	—	—
7215	Coin-operated laundries and drycleaning	4	(D)	(D)	(D)	AA
7216	Drycleaning plants, except rug cleaning*	8	3 374	768	171	81
7217	Carpet and upholstery cleaning	1	(D)	(D)	(D)	AA
7218	Industrial laundriers*	—	—	—	—	—
7212, 9	Other laundry, cleaning, and garment services*	2	(D)	(D)	(D)	AA
722	Photographic studios, portrait	3	(D)	(D)	(D)	AA
723, 4	Beauty and barber shops	13	821	327	70	34
723	Beauty shops	12	(D)	(D)	(D)	BB
724	Barber shops	1	(D)	(D)	(D)	AA
725	Shoe repair shops and shoeshine parlors	1	(D)	(D)	(D)	AA
726	Funeral service and crematories	6	4 709	1 221	267	50
729	Miscellaneous personal services	6	(D)	(D)	(D)	BB
73	Business services	62	36 971	11 368	2 720	659
731	Advertising	3	(D)	(D)	(D)	AA
732	Consumer credit reporting agencies, mercantile reporting agencies, and adjustment and collection agencies	3	(D)	(D)	(D)	AA
733	Mailing, reproduction, commercial art and photography, and stenographic services	2	(D)	(D)	(D)	BB
734	Services to dwellings and other buildings	20	7 847	1 625	434	153
735	Miscellaneous equipment rental and leasing	4	5 982	1 140	262	38
736	Personnel supply services	5	4 001	3 059	893	352
737	Computer programming, data processing, and other computer related services	5	907	370	92	11
7371, 2, 3	Computer programming, prepackaged software, and integrated systems	4	(D)	(D)	(D)	AA
7374, 5, 6	Data processing services	—	—	—	—	—
7377, 8, 9	Computer rental and leasing, maintenance, and related services, n.e.c.	1	(D)	(D)	(D)	AA
738	Miscellaneous business services	20	15 293	3 599	704	53
75	Automotive repair, services, and parking	51	12 053	2 600	633	174
751	Automotive rental and leasing, without drivers	1	(D)	(D)	(D)	AA
752	Automobile parking	—	—	—	—	—
753	Automotive repair shops	40	9 226	1 955	484	118
7532	Top, body, and upholstery repair shops and paint shops	10	1 685	437	122	30
7538	General automotive repair shops	21	4 915	1 125	272	62
7533, 4, 6, 7, 9	Other automotive repair shops	9	2 626	393	90	26
754	Automotive services, except repair	10	(D)	(D)	(D)	BB
76	Miscellaneous repair services	29	5 699	1 589	329	98
762	Electrical repair shops	4	296	90	13	4
7622	Radio and television repair shops	2	(D)	(D)	(D)	AA
7623, 9	Other electrical and electronic repair shops	2	(D)	(D)	(D)	AA
763	Watch, clock, and jewelry repair	—	—	—	—	—
764	Reupholstery and furniture repair	6	513	231	56	25
769	Miscellaneous repair and related services	19	4 890	1 268	260	69
78, 79, 84	Amusement and recreation services, including motion pictures and museums	39	18 094	4 293	963	227
781, 2	Motion picture production, distribution, and services	—	—	—	—	—
783	Motion picture theaters	1	(D)	(D)	(D)	AA
784	Video tape rental	13	(D)	(D)	(D)	BB
792	Theatrical producers (except motion picture), bands, orchestras, and entertainers	—	—	—	—	—
793	Bowling centers	—	—	—	—	—
79 ex. 792, 3, 84	Commercial sports and other amusement and recreation services, including museums	25	15 360	3 785	865	151
80	Health services	107	64 641	28 187	6 665	1 203
801	Offices and clinics of doctors of medicine	46	25 144	11 770	2 875	318
802	Offices and clinics of dentists	23	7 511	2 924	714	120
803	Offices and clinics of doctors of osteopathy	—	—	—	—	—
804	Offices and clinics of other health practitioners	19	4 522	1 087	248	63
805	Nursing and personal care facilities	8	17 422	9 068	1 971	585
806	Hospitals	—	—	—	—	—
807, 8, 9	Other health services	11	10 042	3 338	857	117
81	Legal services	42	10 287	2 620	517	119
823, 4, 9	Selected educational services	1	(D)	(D)	(D)	AA
83	Social services	33	4 893	2 098	484	310
835	Child day care services	24	2 387	1 158	267	167
832, 3, 6, 9	Other social services	9	2 506	940	217	143

Table 6. Summary Statistics for Firms Subject to Federal Income Tax for Counties With 350 Establishments or More: 1992 — Con.

[Includes only establishments with payroll. For meaning of abbreviations and symbols, see introductory text. For explanation of terms and comparability of 1987 and 1992 censuses, see appendix A. For information on geographic areas followed by ▲, see appendix F]

SIC code	Geographic area and kind of business or operation	Establishments (number)	Receipts (\$1,000)	Annual payroll (\$1,000)	First-quarter payroll (\$1,000)	Paid employees for pay period including March 12 (number)
DAVIDSON COUNTY — Con.						
87 ex. 8733	Engineering, accounting, research, management, and related services (except noncommercial research organizations) -----	42	9 789	3 466	834	176
871	Engineering, architectural, and surveying services -----	10	(D)	(D)	(D)	BB
872	Accounting, auditing, and bookkeeping services -----	27	5 676	2 070	574	132
873 ex. 8733	Research, development, and testing services (except noncommercial research organizations) -----	1	(D)	(D)	(D)	AA
874	Management and public relations services -----	4	(D)	(D)	(D)	AA
89	Services, n.e.c. -----	-	-	-	-	-
DURHAM COUNTY						
	Total -----	1 513	1 236 940	466 509	105 010	22 018
70 ex. 704	Hotels, rooming houses, camps, and other lodging places (except membership lodging) -----	32	(D)	(D)	(D)	GG
7011	Hotels and motels -----	31	58 114	17 408	4 250	1 442
7011 pt.	Hotels -----	19	49 220	15 246	3 678	1 204
7011 pt.	Motels, motor hotels, and tourist courts -----	12	8 894	2 162	572	238
702, 3	Other lodging places -----	1	(D)	(D)	(D)	AA
72	Personal services -----	174	43 669	15 778	3 785	1 321
721	Laundry, cleaning, and garment services -----	47	17 638	6 630	1 608	520
7211	Power laundries, family and commercial* -----	4	(D)	(D)	(D)	BB
7213	Linen supply* -----	2	(D)	(D)	(D)	CC
7215	Coin-operated laundries and drycleaning -----	7	759	150	48	21
7216	Drycleaning plants, except rug cleaning* -----	22	7 146	3 050	708	291
7217	Carpet and upholstery cleaning -----	6	(D)	(D)	(D)	AA
7218	Industrial laundries* -----	-	-	-	-	-
7212, 9	Other laundry, cleaning, and garment services* -----	6	(D)	(D)	(D)	AA
722	Photographic studios, portrait -----	10	4 096	686	163	97
723, 4	Beauty and barber shops -----	82	8 993	3 879	909	299
723	Beauty shops -----	78	8 534	3 656	858	280
724	Barber shops -----	4	459	223	51	19
725	Shoe repair shops and shoeshine parlors -----	6	(D)	(D)	(D)	AA
726	Funeral service and crematories -----	8	5 436	1 907	309	77
729	Miscellaneous personal services -----	21	(D)	(D)	(D)	EE
73	Business services -----	309	245 588	108 039	23 160	6 301
731	Advertising -----	10	(D)	(D)	(D)	BB
732	Consumer credit reporting agencies, mercantile reporting agencies, and adjustment and collection agencies -----	9	5 732	2 406	557	110
733	Mailing, reproduction, commercial art and photography, and stenographic services -----	37	12 076	3 608	711	153
734	Services to dwellings and other buildings -----	56	17 168	9 049	2 063	1 166
735	Miscellaneous equipment rental and leasing -----	20	14 860	3 059	722	124
736	Personnel supply services -----	42	58 558	36 807	7 300	2 755
737	Computer programming, data processing, and other computer related services -----	77	106 698	38 469	8 763	1 071
7371, 2, 3	Computer programming, prepackaged software, and integrated systems -----	61	90 034	32 305	7 181	907
7374, 5, 6	Data processing services -----	7	(D)	(D)	(D)	BB
7377, 8, 9	Computer rental and leasing, maintenance, and related services, n.e.c. -----	9	(D)	(D)	(D)	BB
738	Miscellaneous business services -----	58	(D)	(D)	(D)	FF
75	Automotive repair, services, and parking -----	133	37 458	8 902	2 077	571
751	Automotive rental and leasing, without drivers -----	9	5 843	732	176	51
752	Automobile parking -----	1	(D)	(D)	(D)	AA
753	Automotive repair shops -----	105	26 648	6 925	1 652	355
7532	Top, body, and upholstery repair shops and paint shops -----	29	6 950	1 815	472	114
7538	General automotive repair shops -----	55	14 469	3 727	873	174
7533, 4, 6, 7, 9	Other automotive repair shops -----	21	5 229	1 383	307	67
754	Automotive services, except repair -----	18	(D)	(D)	(D)	CC
76	Miscellaneous repair services -----	45	13 642	4 001	1 084	206
762	Electrical repair shops -----	21	9 394	2 455	712	119
7622	Radio and television repair shops -----	10	2 034	782	206	29
7623, 9	Other electrical and electronic repair shops -----	11	7 360	1 673	506	90
763	Watch, clock, and jewelry repair -----	-	-	-	-	-
764	Reupholstery and furniture repair -----	11	1 611	729	177	46
769	Miscellaneous repair and related services -----	13	2 637	817	195	41
78, 79, 84	Amusement and recreation services, including motion pictures and museums -----	87	34 438	8 616	1 841	738
781, 2	Motion picture production, distribution, and services -----	8	(D)	(D)	(D)	BB
783	Motion picture theaters -----	5	(D)	(D)	(D)	BB
784	Video tape rental -----	14	4 584	711	181	81
792	Theatrical producers (except motion picture), bands, orchestras, and entertainers -----	6	(D)	(D)	(D)	AA
793	Bowling centers -----	1	(D)	(D)	(D)	BB
79 ex. 792, 3, 84	Commercial sports and other amusement and recreation services, including museums -----	53	20 183	5 724	1 143	476

Table 6. Summary Statistics for Firms Subject to Federal Income Tax for Counties With 350 Establishments or More: 1992 — Con.

[Includes only establishments with payroll. For meaning of abbreviations and symbols, see introductory text. For explanation of terms and comparability of 1987 and 1992 censuses, see appendix A. For information on geographic areas followed by ▲, see appendix F]

SIC code	Geographic area and kind of business or operation	Establishments (number)	Receipts (\$1,000)	Annual payroll (\$1,000)	First-quarter payroll (\$1,000)	Paid employees for pay period including March 12 (number)
DURHAM COUNTY — Con.						
80	Health services -----	298	431 700	139 946	30 404	5 748
801	Offices and clinics of doctors of medicine -----	103	101 466	47 063	9 427	910
802	Offices and clinics of dentists -----	87	(D)	(D)	(D)	EE
803	Offices and clinics of doctors of osteopathy -----	2	(D)	(D)	(D)	AA
804	Offices and clinics of other health practitioners -----	49	(D)	(D)	(D)	CC
805	Nursing and personal care facilities -----	17	34 732	20 008	5 043	1 207
806	Hospitals -----	1	(D)	(D)	(D)	CC
807, 8, 9	Other health services -----	39	(D)	(D)	(D)	HH
81	Legal services -----	110	49 581	16 896	3 518	523
823, 4, 9	Selected educational services -----	6	(D)	(D)	(D)	BB
83	Social services -----	74	17 980	8 097	1 869	892
835	Child day care services -----	56	8 034	3 659	889	411
832, 3, 6, 9	Other social services -----	18	9 946	4 438	980	481
87 ex. 8733	Engineering, accounting, research, management, and related services (except noncommercial research organizations) -----	221	218 929	103 874	24 795	3 273
871	Engineering, architectural, and surveying services -----	68	41 220	19 552	4 346	523
872	Accounting, auditing, and bookkeeping services -----	53	17 064	7 903	1 880	311
873 ex. 8733	Research, development, and testing services (except noncommercial research organizations) -----	31	92 164	41 856	10 814	1 215
874	Management and public relations services -----	69	68 481	34 563	7 755	1 224
89	Services, n.e.c. -----	24	83 937	34 177	8 099	927
FORSYTH COUNTY						
	Total -----	2 111	1 369 226	505 882	113 262	25 187
70 ex. 704	Hotels, rooming houses, camps, and other lodging places (except membership lodging) -----	27	(D)	(D)	(D)	GG
7011	Hotels and motels -----	26	58 086	17 345	4 101	1 542
7011 pt.	Hotels -----	22	55 904	16 952	4 022	1 496
7011 pt.	Hotels, 25 guestrooms or more -----	21	(D)	(D)	(D)	GG
7011 pt.	Hotels, less than 25 guestrooms -----	1	(D)	(D)	(D)	AA
7011 pt.	Motels, motor hotels, and tourist courts -----	4	2 182	393	79	46
7011 pt.	Motels, tourist courts -----	4	2 182	393	79	46
7011 pt.	Motor hotels -----	-	-	-	-	-
702, 3	Other lodging places -----	1	(D)	(D)	(D)	AA
702	Rooming and boarding houses -----	-	-	-	-	-
703	Camps and recreational vehicle parks -----	1	(D)	(D)	(D)	AA
72	Personal services -----	244	64 153	23 333	5 823	1 802
721	Laundry, cleaning, and garment services -----	74	26 822	9 430	2 376	726
7211	Power laundries, family and commercial* -----	1	(D)	(D)	(D)	AA
7213	Linen supply* -----	2	(D)	(D)	(D)	CC
7215	Coin-operated laundries and drycleaning -----	10	870	209	64	34
7216	Drycleaning plants, except rug cleaning* -----	37	10 719	4 446	1 029	393
7217	Carpet and upholstery cleaning -----	13	1 902	680	157	55
7218	Industrial launderers* -----	1	(D)	(D)	(D)	BB
7212, 9	Other laundry, cleaning, and garment services* -----	10	(D)	(D)	(D)	AA
7212	Garment pressing, and agents for laundries and drycleaners -----	-	-	-	-	-
7219	Laundry and garment services, n.e.c.* -----	10	(D)	(D)	(D)	AA
722	Photographic studios, portrait -----	14	3 924	937	246	96
723, 4	Beauty and barber shops -----	100	17 172	8 505	1 992	527
723	Beauty shops -----	93	16 371	8 145	1 902	505
724	Barber shops -----	7	801	360	90	22
725	Shoe repair shops and shoeshine parlors -----	7	495	128	28	11
726	Funeral service and crematories -----	13	9 728	2 531	577	102
729	Miscellaneous personal services -----	36	6 012	1 802	604	340
7291	Tax return preparation services -----	15	1 950	890	406	240
7299	Miscellaneous personal services, n.e.c. -----	21	4 062	912	198	100
73	Business services -----	460	377 340	132 205	29 504	9 319
731	Advertising -----	33	17 734	4 893	1 039	191
7311	Advertising agencies -----	27	(D)	(D)	(D)	CC
7312	Outdoor advertising services -----	2	(D)	(D)	(D)	AA
7313	Radio, television, publishers' advertising representatives -----	-	-	-	-	-
7319	Advertising, n.e.c. -----	4	(D)	(D)	(D)	BB
732	Consumer credit reporting agencies, mercantile reporting agencies, and adjustment and collection agencies -----	6	11 423	3 117	622	105
7322	Adjustment and collection services -----	5	(D)	(D)	(D)	BB
7323	Credit reporting services -----	1	(D)	(D)	(D)	BB
733	Mailing, reproduction, commercial art and photography, and stenographic services -----	44	32 902	7 261	1 948	301
7331	Direct mail advertising services -----	6	9 606	1 490	336	56
7334	Photocopying and duplicating services -----	4	(D)	(D)	(D)	AA
7335, 6	Commercial photography, art, and graphics -----	29	21 739	5 345	1 512	210
7335	Commercial photography -----	9	(D)	(D)	(D)	BB
7336	Commercial art and graphic design -----	20	(D)	(D)	(D)	CC
7338	Secretarial and court reporting services -----	5	(D)	(D)	(D)	AA
734	Services to dwellings and other buildings -----	91	39 571	22 686	5 129	2 859
7342	Disinfecting and pest control services -----	12	7 003	2 903	649	145
7349	Building cleaning and maintenance services, n.e.c. -----	79	32 568	19 783	4 480	2 714

Table 6. Summary Statistics for Firms Subject to Federal Income Tax for Counties With 350 Establishments or More: 1992 — Con.

[Includes only establishments with payroll. For meaning of abbreviations and symbols, see introductory text. For explanation of terms and comparability of 1987 and 1992 censuses, see appendix A. For information on geographic areas followed by ▲, see appendix F]

SIC code	Geographic area and kind of business or operation	Establishments (number)	Receipts (\$1,000)	Annual payroll (\$1,000)	First-quarter payroll (\$1,000)	Paid employees for pay period including March 12 (number)
FORSYTH COUNTY — Con.						
73	Business services—Con.					
735	Miscellaneous equipment rental and leasing -----	26	15 640	2 951	696	136
7352	Medical equipment rental and leasing -----	5	(D)	(D)	(D)	BB
7353	Heavy construction equipment rental and leasing -----	2	(D)	(D)	(D)	AA
7359	Equipment rental and leasing, n.e.c. -----	19	(D)	(D)	(D)	BB
736	Personnel supply services -----	64	59 779	37 236	7 907	3 247
7361	Employment agencies -----	20	6 275	1 248	266	69
7363	Help supply services -----	44	53 504	35 988	7 641	3 178
7363 pt.	Temporary help supply -----	39	51 336	34 397	7 237	3 114
7363 pt.	Help supply, except temporary -----	5	2 168	1 591	404	64
737	Computer programming, data processing, and other computer related services -----	75	52 041	16 378	4 075	532
7371, 2, 3	Computer programming, prepackaged software, and integrated systems -----	50	21 368	8 068	1 760	221
7371	Computer programming services -----	34	12 281	5 586	1 195	134
7372	Prepackaged software -----	6	(D)	(D)	(D)	BB
7373	Computer integrated systems -----	10	(D)	(D)	(D)	BB
7374, 5, 6	Data processing services -----	10	(D)	(D)	(D)	CC
7374, 5	Computer processing, information retrieval -----	10	(D)	(D)	(D)	CC
7376	Computer facilities management services -----	—	—	—	—	—
7377, 8, 9	Computer rental and leasing, maintenance, and related services, n.e.c. -----	15	(D)	(D)	(D)	CC
7377	Computer rental and leasing -----	—	—	—	—	—
7378	Computer maintenance and repair -----	8	26 499	6 854	1 671	196
7379	Computer related services, n.e.c. -----	7	(D)	(D)	(D)	AA
738	Miscellaneous business services -----	121	148 250	37 683	8 088	1 948
7381, 2	Detective agencies and protective services -----	22	17 565	9 021	2 408	779
7381	Detective, guard, and armored car services -----	15	9 181	5 674	1 625	612
7382	Security systems services -----	7	8 384	3 347	783	167
7383	News syndicates -----	—	—	—	—	—
7384	Photofinishing laboratories* -----	17	7 228	2 825	657	162
7389	Business services, n.e.c. -----	82	123 457	25 837	5 023	1 007
7389 pt.	Sign painting shops -----	5	(D)	(D)	(D)	AA
7389 pt.	Interior designing -----	19	(D)	(D)	(D)	BB
7389 pt.	Telephone answering services -----	3	(D)	(D)	(D)	BB
7389 pt.	Other business services -----	55	117 030	24 475	4 670	906
75	Automotive repair, services, and parking -----	185	46 008	12 240	2 979	744
751	Automotive rental and leasing, without drivers -----	8	6 116	1 082	249	48
7513	Truck rental and leasing, without drivers -----	4	5 091	805	193	36
7514, 5	Passenger car rental and leasing -----	4	1 025	277	56	12
7514	Passenger car rental -----	4	1 025	277	56	12
7515	Passenger car leasing -----	—	—	—	—	—
7519	Utility trailer and recreational vehicle rental -----	—	—	—	—	—
752	Automobile parking -----	6	(D)	(D)	(D)	BB
753	Automotive repair shops -----	139	33 077	8 964	2 217	488
7532	Top, body, and upholstery repair shops and paint shops -----	33	9 711	2 312	624	117
7532 pt.	Top and body repair shops -----	30	(D)	(D)	(D)	CC
7532 pt.	Paint shops -----	3	(D)	(D)	(D)	AA
7538	General automotive repair shops -----	68	14 080	4 064	964	230
7538 pt.	General automotive repair shops, except diesel -----	57	11 639	3 459	819	189
7538 pt.	Diesel repair shops -----	11	2 441	605	145	41
7533, 4, 6, 7, 9	Other automotive repair shops -----	38	9 286	2 588	629	141
7533	Automotive exhaust system repair shops -----	7	2 110	422	113	23
7534	Tire retreading and repair shops -----	3	1 684	455	111	25
7536	Automotive glass replacement shops -----	8	1 425	434	108	21
7537	Automotive transmission repair shops -----	9	1 390	447	103	28
7539	Automotive repair shops, n.e.c. -----	11	2 677	830	194	44
7539 pt.	Radiator repair -----	3	551	192	47	10
7539 pt.	Brake, front end, and wheel alignment -----	4	694	269	59	13
7539 pt.	Automotive electrical and fuel system services -----	4	1 432	369	88	21
7539 pt.	Other automotive repair shops, n.e.c. -----	—	—	—	—	—
754	Automotive services, except repair -----	32	(D)	(D)	(D)	CC
7542	Carwashes -----	16	(D)	(D)	(D)	BB
7549	Automotive services, except repair and carwashes -----	16	4 369	1 256	302	89
76	Miscellaneous repair services -----	91	23 124	8 771	2 187	449
762	Electrical repair shops -----	28	10 141	4 863	1 286	217
7622	Radio and television repair shops -----	8	2 851	1 352	288	66
7623, 9	Other electrical and electronic repair shops -----	20	7 290	3 511	998	151
7623	Refrigeration and air-conditioning service and repair shops -----	4	(D)	(D)	(D)	BB
7629	Electrical and electronic repair shops, n.e.c. -----	16	(D)	(D)	(D)	CC
763	Watch, clock, and jewelry repair -----	2	(D)	(D)	(D)	AA
764	Reupholstery and furniture repair -----	12	1 568	546	119	41
769	Miscellaneous repair and related services -----	49	(D)	(D)	(D)	CC
7692	Welding repair -----	9	1 798	497	108	31
7694	Armature rewinding shops -----	2	(D)	(D)	(D)	AA
7699	Repair shops and related services, n.e.c. -----	38	(D)	(D)	(D)	CC

Table 6. Summary Statistics for Firms Subject to Federal Income Tax for Counties With 350 Establishments or More: 1992 — Con.

[Includes only establishments with payroll. For meaning of abbreviations and symbols, see introductory text. For explanation of terms and comparability of 1987 and 1992 censuses, see appendix A. For information on geographic areas followed by ▲, see appendix F]

SIC code	Geographic area and kind of business or operation	Establishments (number)	Receipts (\$1,000)	Annual payroll (\$1,000)	First-quarter payroll (\$1,000)	Paid employees for pay period including March 12 (number)
FORSYTH COUNTY — Con.						
78, 79, 84	Amusement and recreation services, including motion pictures and museums	122	51 953	12 538	2 697	1 149
781, 2	Motion picture production, distribution, and services	8	(D)	(D)	(D)	AA
783	Motion picture theaters	7	5 357	753	166	94
7832	Motion picture theaters, except drive-in	6	(D)	(D)	(D)	BB
7833	Drive-in motion picture theaters	1	(D)	(D)	(D)	AA
784	Video tape rental	29	9 910	2 114	499	190
792	Theatrical producers (except motion picture), bands, orchestras, and entertainers	7	(D)	(D)	(D)	AA
7922	Theatrical producers (except motion picture) and miscellaneous theatrical services	4	(D)	(D)	(D)	AA
7929	Bands, orchestras, actors, and other entertainers and entertainment groups	3	(D)	(D)	(D)	AA
793	Bowling centers	4	3 105	929	256	91
79 ex. 792, 3, 4; 84	Commercial sports and other amusement and recreation services, including museums	67	31 435	8 180	1 647	747
794	Commercial sports	2	(D)	(D)	(D)	AA
7941	Professional sports clubs, managers, promoters	—	—	—	—	—
7948	Racing, including track operation	2	(D)	(D)	(D)	AA
79 ex. 792, 3, 4; 84	Other amusement and recreation services, including museums	65	(D)	(D)	(D)	FF
791	Dance studios, schools, and halls	7	743	254	76	36
7991	Physical fitness facilities	9	850	307	82	94
7992	Public golf courses	7	4 242	1 474	315	90
7993	Coin-operated amusement devices	6	4 782	619	135	36
7996	Amusement parks	1	(D)	(D)	(D)	CC
7997	Membership sports and recreation clubs	11	8 382	3 085	612	194
7999, 84	Amusement and recreation services, including museums, n.e.c. ..	24	(D)	(D)	(D)	CC
7999 pt.	Concession operators of amusement devices and rides	1	(D)	(D)	(D)	AA
7999 pt., 84	Carnivals, circuses, and fairs	—	—	—	—	—
	Other recreation and amusements, including museums	23	(D)	(D)	(D)	CC
80	Health services	449	461 493	186 788	40 145	5 562
801	Offices and clinics of doctors of medicine	207	246 473	108 267	22 293	1 998
8011 pt.	Offices of doctors of medicine	203	(D)	(D)	(D)	GG
8011 pt.	General medical clinics	4	(D)	(D)	(D)	EE
802	Offices and clinics of dentists	96	49 262	21 706	4 627	719
803	Offices and clinics of doctors of osteopathy	—	—	—	—	—
804	Offices and clinics of other health practitioners	83	29 915	12 086	2 712	516
8041	Offices and clinics of chiropractors	19	3 797	1 140	269	64
8042	Offices and clinics of optometrists	24	6 257	2 017	439	80
8043	Offices and clinics of podiatrists	12	3 525	1 321	276	57
8049	Offices and clinics of health practitioners, n.e.c.	28	16 336	7 608	1 728	315
805	Nursing and personal care facilities	13	29 053	14 476	3 559	1 056
8051	Skilled nursing care facilities	8	24 701	12 244	3 006	872
8052	Intermediate care facilities	2	(D)	(D)	(D)	BB
8059	Nursing and personal care facilities, n.e.c.	3	(D)	(D)	(D)	BB
806	Hospitals	1	(D)	(D)	(D)	CC
8062	General medical and surgical hospitals	—	—	—	—	—
8063, 9	Specialty hospitals	1	(D)	(D)	(D)	CC
807, 8, 9	Other health services	49	(D)	(D)	(D)	GG
807	Medical and dental laboratories	25	55 355	13 823	3 255	520
8071	Medical laboratories	10	(D)	(D)	(D)	EE
8072	Dental laboratories	15	(D)	(D)	(D)	BB
808	Home health care services	10	9 844	5 423	1 215	421
809	Miscellaneous health and allied services, n.e.c.	14	(D)	(D)	(D)	CC
8092	Kidney dialysis centers	1	(D)	(D)	(D)	BB
8093	Specialty outpatient facilities, n.e.c.	4	2 574	635	144	32
8099	Health and allied services, n.e.c.	9	(D)	(D)	(D)	CC
81	Legal services	155	101 942	32 981	7 055	1 023
823, 4, 9	Selected educational services	19	3 604	1 566	429	111
823	Libraries	—	—	—	—	—
824	Vocational schools	5	1 904	882	215	58
829	Schools and educational services, n.e.c.	14	1 700	684	214	53
83	Social services	74	22 035	8 689	1 917	838
835	Child day care services	43	5 517	2 427	541	319
832, 3, 6, 9	Other social services	31	16 518	6 262	1 376	519

Table 6. Summary Statistics for Firms Subject to Federal Income Tax for Counties With 350 Establishments or More: 1992 — Con.

[Includes only establishments with payroll. For meaning of abbreviations and symbols, see introductory text. For explanation of terms and comparability of 1987 and 1992 censuses, see appendix A. For information on geographic areas followed by ▲, see appendix F]

SIC code	Geographic area and kind of business or operation	Establishments (number)	Receipts (\$1,000)	Annual payroll (\$1,000)	First-quarter payroll (\$1,000)	Paid employees for pay period including March 12 (number)
FORSYTH COUNTY — Con.						
87 ex. 8733	Engineering, accounting, research, management, and related services (except noncommercial research organizations) -----	262	121 363	52 459	12 376	2 272
871	Engineering, architectural, and surveying services -----	62	30 811	13 611	3 311	406
8711	Engineering services -----	27	21 864	10 033	2 521	252
8712	Architectural services -----	21	6 391	2 460	561	93
8713	Surveying services -----	14	2 556	1 118	229	61
872	Accounting, auditing, and bookkeeping services -----	101	39 857	15 162	3 732	603
873 ex. 8733	Research, development, and testing services (except noncommercial research organizations) -----	20	11 899	5 355	1 025	199
8731	Commercial physical and biological research -----	6	(D)	(D)	(D)	BB
8732	Commercial economic, sociological, and educational research -----	9	(D)	(D)	(D)	CC
8734	Testing laboratories -----	5	(D)	(D)	(D)	BB
874	Management and public relations services -----	79	38 796	18 331	4 308	1 064
8741	Management services -----	21	18 035	9 351	2 198	701
8742	Management consulting services -----	40	13 186	5 599	1 272	251
8743	Public relations services -----	9	3 013	1 228	256	39
8744	Facilities support management services -----	—	—	—	—	—
8748	Business consulting services, n.e.c. -----	9	4 562	2 153	582	73
89	Services, n.e.c. -----	23	(D)	(D)	(D)	EE
GASTON COUNTY						
	Total -----	908	344 349	139 550	30 789	7 735
70 ex. 704	Hotels, rooming houses, camps, and other lodging places (except membership lodging) -----	18	6 178	1 169	265	149
7011	Hotels and motels -----	15	5 984	1 123	257	145
7011 pt.	Hotels -----	12	(D)	(D)	(D)	CC
7011 pt.	Motels, motor hotels, and tourist courts -----	3	(D)	(D)	(D)	BB
702, 3	Other lodging places -----	3	194	46	8	4
72	Personal services -----	122	26 584	9 274	2 304	848
721	Laundry, cleaning, and garment services -----	34	9 730	3 854	860	348
7211	Power laundries, family and commercial* -----	1	(D)	(D)	(D)	AA
7213	Linen supply* -----	—	—	—	—	—
7215	Coin-operated laundries and drycleaning -----	7	358	77	20	21
7216	Drycleaning plants, except rug cleaning* -----	12	3 653	1 723	371	185
7217	Carpet and upholstery cleaning -----	4	(D)	(D)	(D)	BB
7218	Industrial laundrers* -----	1	(D)	(D)	(D)	BB
7212, 9	Other laundry, cleaning, and garment services* -----	9	898	364	88	35
722	Photographic studios, portrait -----	8	1 443	322	77	37
723, 4	Beauty and barber shops -----	48	4 212	1 993	469	154
723	Beauty shops -----	38	3 576	1 639	386	128
724	Barber shops -----	10	636	354	83	26
725	Shoe repair shops and shoeshine parlors -----	1	(D)	(D)	(D)	AA
726	Funeral service and crematories -----	11	7 343	1 766	429	82
729	Miscellaneous personal services -----	20	(D)	(D)	(D)	CC
73	Business services -----	120	56 398	25 213	5 381	2 033
731	Advertising -----	2	(D)	(D)	(D)	AA
732	Consumer credit reporting agencies, mercantile reporting agencies, and adjustment and collection agencies -----	3	(D)	(D)	(D)	BB
733	Mailing, reproduction, commercial art and photography, and stenographic services -----	6	(D)	(D)	(D)	AA
734	Services to dwellings and other buildings -----	52	6 954	3 064	655	348
735	Miscellaneous equipment rental and leasing -----	10	4 197	1 238	283	67
736	Personnel supply services -----	9	7 669	5 618	880	552
737	Computer programming, data processing, and other computer related services -----	9	(D)	(D)	(D)	CC
7371, 2, 3	Computer programming, prepackaged software, and integrated systems -----	2	(D)	(D)	(D)	AA
7374, 5, 6	Data processing services -----	1	(D)	(D)	(D)	CC
7377, 8, 9	Computer rental and leasing, maintenance, and related services, n.e.c. -----	6	(D)	(D)	(D)	AA
738	Miscellaneous business services -----	29	17 468	9 555	2 394	869
75	Automotive repair, services, and parking -----	109	31 410	10 574	2 486	553
751	Automotive rental and leasing, without drivers -----	6	769	196	43	13
752	Automobile parking -----	—	—	—	—	—
753	Automotive repair shops -----	92	28 347	9 622	2 309	467
7532	Top, body, and upholstery repair shops and paint shops -----	28	6 968	2 420	719	114
7538	General automotive repair shops -----	42	9 598	2 614	491	111
7533, 4, 6, 7, 9	Other automotive repair shops -----	22	11 781	4 588	1 099	242
754	Automotive services, except repair -----	11	2 294	756	134	73
76	Miscellaneous repair services -----	72	29 285	7 950	1 783	347
762	Electrical repair shops -----	15	3 354	735	174	37
7622	Radio and television repair shops -----	4	1 118	184	54	12
7623, 9	Other electrical and electronic repair shops -----	11	2 236	551	120	25
763	Watch, clock, and jewelry repair -----	1	(D)	(D)	(D)	AA
764	Reupholstery and furniture repair -----	4	712	212	55	37
769	Miscellaneous repair and related services -----	52	(D)	(D)	(D)	EE

Table 6. Summary Statistics for Firms Subject to Federal Income Tax for Counties With 350 Establishments or More: 1992 — Con.

[Includes only establishments with payroll. For meaning of abbreviations and symbols, see introductory text. For explanation of terms and comparability of 1987 and 1992 censuses, see appendix A. For information on geographic areas followed by ▲, see appendix F]

SIC code	Geographic area and kind of business or operation	Establishments (number)	Receipts (\$1,000)	Annual payroll (\$1,000)	First-quarter payroll (\$1,000)	Paid employees for pay period including March 12 (number)
GASTON COUNTY—Con.						
78, 79, 84	Amusement and recreation services, including motion pictures and museums	67	12 975	2 994	721	476
781, 2	Motion picture production, distribution, and services	1	(D)	(D)	(D)	AA
783	Motion picture theaters	3	2 094	305	76	49
784	Video tape rental	24	3 406	694	179	93
792	Theatrical producers (except motion picture), bands, orchestras, and entertainers	3	(D)	(D)	(D)	AA
793	Bowling centers	3	(D)	(D)	(D)	BB
79 ex. 792, 3; 84	Commercial sports and other amusement and recreation services, including museums	33	5 272	1 411	328	260
80	Health services	196	124 604	60 540	12 889	2 167
801	Offices and clinics of doctors of medicine	86	58 263	29 970	5 936	672
802	Offices and clinics of dentists	51	19 604	9 030	2 023	301
803	Offices and clinics of doctors of osteopathy	1	(D)	(D)	(D)	AA
804	Offices and clinics of other health practitioners	34	10 486	3 915	668	134
805	Nursing and personal care facilities	8	18 206	8 944	2 234	677
806	Hospitals	—	—	—	—	—
807, 8, 9	Other health services	16	(D)	(D)	(D)	EE
81	Legal services	55	19 855	7 670	1 587	221
823, 4, 9	Selected educational services	5	746	329	51	10
83	Social services	49	9 372	4 168	961	474
835	Child day care services	40	5 805	2 698	604	311
832, 3, 6, 9	Other social services	9	3 567	1 470	357	163
87 ex. 8733	Engineering, accounting, research, management, and related services (except noncommercial research organizations)	92	26 700	9 554	2 344	452
871	Engineering, architectural, and surveying services	21	9 171	2 404	571	87
872	Accounting, auditing, and bookkeeping services	48	10 895	4 015	1 035	272
873 ex. 8733	Research, development, and testing services (except noncommercial research organizations)	1	(D)	(D)	(D)	AA
874	Management and public relations services	22	(D)	(D)	(D)	BB
89	Services, n.e.c.	3	242	115	17	5
GUILFORD COUNTY						
	Total	3 130	1 730 587	679 872	153 060	34 120
70 ex. 704	Hotels, rooming houses, camps, and other lodging places (except membership lodging)	63	88 362	25 044	6 038	2 258
7011	Hotels and motels	56	86 768	24 775	5 998	2 240
7011 pt.	Hotels	34	73 364	21 480	5 253	1 913
7011 pt.	Hotels, 25 guestrooms or more	31	(D)	(D)	(D)	GG
7011 pt.	Hotels, less than 25 guestrooms	3	(D)	(D)	(D)	AA
7011 pt.	Motels, motor hotels, and tourist courts	22	13 404	3 295	745	327
7011 pt.	Motels, tourist courts	21	(D)	(D)	(D)	EE
7011 pt.	Motor hotels	1	(D)	(D)	(D)	AA
702, 3	Other lodging places	7	1 594	269	40	18
702	Rooming and boarding houses	3	(D)	(D)	(D)	AA
703	Camps and recreational vehicle parks	4	(D)	(D)	(D)	AA
72	Personal services	366	89 854	30 795	7 282	2 410
721	Laundry, cleaning, and garment services	128	37 089	13 688	3 106	1 142
7211	Power laundries, family and commercial*	4	(D)	(D)	(D)	BB
7213	Linen supply*	3	(D)	(D)	(D)	CC
7215	Coin-operated laundries and drycleaning	32	3 918	1 028	231	98
7216	Drycleaning plants, except rug cleaning*	61	16 880	7 120	1 586	613
7217	Carpet and upholstery cleaning	16	1 604	683	158	84
7218	Industrial laundries*	1	(D)	(D)	(D)	AA
7212, 9	Other laundry, cleaning, and garment services*	11	3 769	1 123	272	74
7212	Garment pressing, and agents for laundries and drycleaners	2	(D)	(D)	(D)	AA
7219	Laundry and garment services, n.e.c.*	9	(D)	(D)	(D)	BB
722	Photographic studios, portrait	23	5 393	1 154	274	113
723, 4	Beauty and barber shops	129	16 799	8 114	1 914	525
723	Beauty shops	115	15 061	7 201	1 698	479
724	Barber shops	14	1 738	913	216	46
725	Shoe repair shops and shoeshine parlors	8	687	245	60	22
726	Funeral service and crematories	20	12 162	3 452	854	181
729	Miscellaneous personal services	58	17 724	4 142	1 074	427
7291	Tax return preparation services	15	6 290	1 872	589	284
7299	Miscellaneous personal services, n.e.c.	43	11 434	2 270	485	143

Table 6. Summary Statistics for Firms Subject to Federal Income Tax for Counties With 350 Establishments or More: 1992 — Con.

[Includes only establishments with payroll. For meaning of abbreviations and symbols, see introductory text. For explanation of terms and comparability of 1987 and 1992 censuses, see appendix A. For information on geographic areas followed by ▲, see appendix F]

SIC code	Geographic area and kind of business or operation	Establishments (number)	Receipts (\$1,000)	Annual payroll (\$1,000)	First-quarter payroll (\$1,000)	Paid employees for pay period including March 12 (number)
GUILFORD COUNTY—Con.						
73	Business services -----	722	478 597	189 281	43 071	13 359
731	Advertising -----	44	45 163	15 375	4 007	822
7311	Advertising agencies -----	36	29 179	11 679	3 100	330
7312	Outdoor advertising services -----	2	(D)	(D)	(D)	BB
7313	Radio, television, publishers' advertising representatives -----	2	(D)	(D)	(D)	AA
7319	Advertising, n.e.c. -----	4	(D)	(D)	(D)	EE
732	Consumer credit reporting agencies, mercantile reporting agencies, and adjustment and collection agencies -----	10	21 165	5 751	1 431	228
7322	Adjustment and collection services -----	7	(D)	(D)	(D)	BB
7323	Credit reporting services -----	3	(D)	(D)	(D)	CC
733	Mailing, reproduction, commercial art and photography, and stenographic services -----	87	54 666	21 163	4 856	812
7331	Direct mail advertising services -----	7	(D)	(D)	(D)	BB
7334	Photocopying and duplicating services -----	2	(D)	(D)	(D)	AA
7335, 6	Commercial photography, art, and graphics -----	61	47 699	18 386	4 217	675
7335	Commercial photography -----	27	36 658	14 790	3 471	563
7336	Commercial art and graphic design -----	34	11 041	3 596	746	112
7338	Secretarial and court reporting services -----	17	(D)	(D)	(D)	BB
734	Services to dwellings and other buildings -----	148	48 044	24 350	5 363	2 759
7342	Disinfecting and pest control services -----	25	10 866	4 266	928	210
7349	Building cleaning and maintenance services, n.e.c. -----	123	37 178	20 084	4 435	2 549
735	Miscellaneous equipment rental and leasing -----	45	35 707	8 987	2 173	406
7352	Medical equipment rental and leasing -----	3	(D)	(D)	(D)	BB
7353	Heavy construction equipment rental and leasing -----	2	(D)	(D)	(D)	BB
7359	Equipment rental and leasing, n.e.c. -----	40	26 418	6 625	1 578	298
736	Personnel supply services -----	108	94 208	51 781	10 795	4 956
7361	Employment agencies -----	45	19 452	6 960	1 728	453
7363	Help supply services -----	63	74 756	44 821	9 067	4 503
7363 pt.	Temporary help supply -----	55	65 475	39 788	8 135	4 216
7363 pt.	Help supply, except temporary -----	8	9 281	5 033	932	287
737	Computer programming, data processing, and other computer related services -----	112	108 815	34 716	8 073	1 345
7371, 2, 3	Computer programming, prepackaged software, and integrated systems -----	67	42 090	16 772	3 763	425
7371	Computer programming services -----	46	23 307	11 420	2 558	264
7372	Prepackaged software -----	11	4 571	1 677	393	56
7373	Computer integrated systems -----	10	14 212	3 675	812	105
7374, 5, 6	Data processing services -----	20	55 100	15 099	3 575	824
7374, 5	Computer processing, information retrieval -----	19	(D)	(D)	(D)	FF
7376	Computer facilities management services -----	1	(D)	(D)	(D)	AA
7377, 8, 9	Computer rental and leasing, maintenance, and related services, n.e.c. -----	25	11 625	2 845	735	96
7377	Computer rental and leasing -----	9	(D)	(D)	(D)	BB
7378	Computer maintenance and repair -----	9	(D)	(D)	(D)	BB
7379	Computer related services, n.e.c. -----	16	(D)	(D)	(D)	BB
738	Miscellaneous business services -----	168	70 829	27 158	6 373	2 031
7381, 2	Detective agencies and protective services -----	30	20 892	12 146	2 972	1 263
7381	Detective, guard, and armored car services -----	25	15 362	10 469	2 556	1 186
7382	Security systems services -----	5	5 530	1 677	416	77
7383	News syndicates -----	—	—	—	—	—
7384	Photofinishing laboratories* -----	18	4 741	1 983	371	108
7389	Business services, n.e.c. -----	120	45 196	13 029	3 030	660
7389 pt.	Sign painting shops -----	5	606	164	28	11
7389 pt.	Interior designing -----	29	6 049	1 304	272	64
7389 pt.	Telephone answering services -----	4	753	381	90	28
7389 pt.	Other business services -----	82	37 788	11 180	2 640	557
75	Automotive repair, services, and parking -----	262	142 509	29 292	6 920	1 564
751	Automotive rental and leasing, without drivers -----	31	75 430	9 364	2 290	442
7513	Truck rental and leasing, without drivers -----	16	59 462	7 329	1 794	291
7514, 5	Passenger car rental and leasing -----	15	15 968	2 035	496	151
7514	Passenger car rental -----	15	15 968	2 035	496	151
7515	Passenger car leasing -----	—	—	—	—	—
7519	Utility trailer and recreational vehicle rental -----	—	—	—	—	—
752	Automobile parking -----	4	(D)	(D)	(D)	BB
753	Automotive repair shops -----	192	57 242	16 598	3 891	823
7532	Top, body, and upholstery repair shops and paint shops -----	41	11 681	3 819	924	189
7532 pt.	Top and body repair shops -----	40	(D)	(D)	(D)	CC
7532 pt.	Paint shops -----	1	(D)	(D)	(D)	AA
7538	General automotive repair shops -----	108	29 152	8 351	1 904	406
7538 pt.	General automotive repair shops, except diesel -----	92	22 699	6 193	1 420	312
7538 pt.	Diesel repair shops -----	16	6 453	2 158	484	94
7533, 4, 6, 7, 9	Other automotive repair shops -----	43	16 409	4 428	1 063	228
7533	Automotive exhaust system repair shops -----	9	3 577	774	176	41
7534	Tire retreading and repair shops -----	3	(D)	(D)	(D)	BB
7536	Automotive glass replacement shops -----	12	3 224	755	195	43
7537	Automotive transmission repair shops -----	5	(D)	(D)	(D)	BB
7539	Automotive repair shops, n.e.c. -----	14	(D)	(D)	(D)	BB
7539 pt.	Radiator repair -----	5	925	278	62	23
7539 pt.	Brake, front end, and wheel alignment -----	1	(D)	(D)	(D)	AA
7539 pt.	Automotive electrical and fuel system services -----	5	(D)	(D)	(D)	BB
7539 pt.	Other automotive repair shops, n.e.c. -----	3	(D)	(D)	(D)	BB
754	Automotive services, except repair -----	35	(D)	(D)	(D)	EE
7542	Carwashes -----	21	(D)	(D)	(D)	CC
7549	Automotive services, except repair and carwashes -----	14	4 899	1 741	397	96

Table 6. Summary Statistics for Firms Subject to Federal Income Tax for Counties With 350 Establishments or More: 1992 — Con.

[Includes only establishments with payroll. For meaning of abbreviations and symbols, see introductory text. For explanation of terms and comparability of 1987 and 1992 censuses, see appendix A. For information on geographic areas followed by ▲, see appendix F]

SIC code	Geographic area and kind of business or operation	Establishments (number)	Receipts (\$1,000)	Annual payroll (\$1,000)	First-quarter payroll (\$1,000)	Paid employees for pay period including March 12 (number)
GUILFORD COUNTY—Con.						
76	Miscellaneous repair services -----	152	66 335	24 005	5 601	1 027
762	Electrical repair shops -----	51	20 321	8 585	1 913	378
7622	Radio and television repair shops -----	11	4 153	2 061	520	95
7623, 9	Other electrical and electronic repair shops -----	40	16 188	6 524	1 393	283
7623	Refrigeration and air-conditioning service and repair shops -----	10	3 218	830	193	36
7629	Electrical and electronic repair shops, n.e.c. -----	30	12 950	5 694	1 200	247
763	Watch, clock, and jewelry repair -----	5	(D)	(D)	(D)	AA
764	Reupholstery and furniture repair -----	19	2 453	830	191	56
769	Miscellaneous repair and related services -----	77	(D)	(D)	(D)	FF
7692	Welding repair -----	4	(D)	(D)	(D)	AA
7694	Armature rewinding shops -----	6	4 456	1 389	336	69
7699	Repair shops and related services, n.e.c. -----	67	38 427	13 049	3 115	505
78, 79, 84	Amusement and recreation services, including motion pictures and museums -----	182	59 018	14 241	3 345	1 456
781, 2	Motion picture production, distribution, and services -----	13	2 409	623	173	32
783	Motion picture theaters -----	11	8 896	1 278	301	164
7832	Motion picture theaters, except drive-in -----	11	8 896	1 278	301	164
7833	Drive-in motion picture theaters -----	—	—	—	—	—
784	Video tape rental -----	31	9 160	1 733	391	222
792	Theatrical producers (except motion picture), bands, orchestras, and entertainers -----	10	1 686	256	86	47
7922	Theatrical producers (except motion picture) and miscellaneous theatrical services -----	8	(D)	(D)	(D)	BB
7929	Bands, orchestras, actors, and other entertainers and entertainment groups -----	2	(D)	(D)	(D)	AA
793	Bowling centers -----	5	5 303	1 615	405	148
79 ex. 792, 3, 84	Commercial sports and other amusement and recreation services, including museums -----	112	31 564	8 736	1 989	843
794	Commercial sports -----	7	3 303	1 000	273	63
7941	Professional sports clubs, managers, promoters -----	2	(D)	(D)	(D)	BB
7948	Racing, including track operation -----	5	(D)	(D)	(D)	AA
79 ex. 792, 3, 4, 84	Other amusement and recreation services, including museums -----	105	28 261	7 736	1 716	780
791	Dance studios, schools, and halls -----	14	875	197	38	33
7991	Physical fitness facilities -----	20	5 368	1 382	337	198
7992	Public golf courses -----	13	4 738	1 354	273	101
7993	Coin-operated amusement devices -----	6	2 754	509	119	25
7996	Amusement parks -----	—	—	—	—	—
7997	Membership sports and recreation clubs -----	15	7 337	2 407	532	170
7999, 84	Amusement and recreation services, including museums, n.e.c. -----	37	7 189	1 887	417	253
7999 pt.	Concession operators of amusement devices and rides -----	1	(D)	(D)	(D)	AA
7999 pt.	Carnivals, circuses, and fairs -----	—	—	—	—	—
7999 pt., 84	Other recreation and amusements, including museums -----	36	(D)	(D)	(D)	CC
80	Health services -----	640	491 090	242 972	52 699	6 969
801	Offices and clinics of doctors of medicine -----	287	271 029	148 875	30 989	2 886
8011 pt.	Offices of doctors of medicine -----	282	(D)	(D)	(D)	HH
8011 pt.	General medical clinics -----	5	(D)	(D)	(D)	CC
802	Offices and clinics of dentists -----	163	64 243	27 263	6 142	981
803	Offices and clinics of doctors of osteopathy -----	—	—	—	—	—
804	Offices and clinics of other health practitioners -----	113	42 343	18 657	4 393	622
8041	Offices and clinics of chiropractors -----	30	7 428	2 275	527	115
8042	Offices and clinics of optometrists -----	27	14 576	6 685	1 912	178
8043	Offices and clinics of podiatrists -----	8	2 168	1 126	235	29
8049	Offices and clinics of health practitioners, n.e.c. -----	48	18 171	8 571	1 719	300
805	Nursing and personal care facilities -----	16	38 557	20 311	4 810	1 377
8051	Skilled nursing care facilities -----	10	30 542	15 804	3 693	1 069
8052	Intermediate care facilities -----	5	(D)	(D)	(D)	EE
8059	Nursing and personal care facilities, n.e.c. -----	1	(D)	(D)	(D)	BB
806	Hospitals -----	1	(D)	(D)	(D)	CC
8062	General medical and surgical hospitals -----	—	—	—	—	—
8063, 9	Specialty hospitals -----	1	(D)	(D)	(D)	CC
807, 8, 9	Other health services -----	60	(D)	(D)	(D)	FF
807	Medical and dental laboratories -----	32	34 763	13 640	2 949	437
8071	Medical laboratories -----	13	(D)	(D)	(D)	EE
8072	Dental laboratories -----	19	(D)	(D)	(D)	BB
808	Home health care services -----	12	8 472	5 177	1 361	359
809	Miscellaneous health and allied services, n.e.c. -----	16	(D)	(D)	(D)	CC
8092	Kidney dialysis centers -----	3	(D)	(D)	(D)	BB
8093	Specialty outpatient facilities, n.e.c. -----	8	6 250	1 321	364	64
8099	Health and allied services, n.e.c. -----	5	(D)	(D)	(D)	BB
81	Legal services -----	202	104 543	37 540	7 545	1 157
823, 4, 9	Selected educational services -----	25	5 049	1 541	363	127
823	Libraries -----	1	(D)	(D)	(D)	AA
824	Vocational schools -----	9	3 408	821	194	45
829	Schools and educational services, n.e.c. -----	15	(D)	(D)	(D)	BB
83	Social services -----	116	26 818	11 800	2 880	1 108
835	Child day care services -----	85	15 268	7 417	1 817	849
832, 3, 6, 9	Other social services -----	31	11 550	4 383	1 063	259

Table 6. Summary Statistics for Firms Subject to Federal Income Tax for Counties With 350 Establishments or More: 1992 — Con.

[Includes only establishments with payroll. For meaning of abbreviations and symbols, see introductory text. For explanation of terms and comparability of 1987 and 1992 censuses, see appendix A. For information on geographic areas followed by ▲, see appendix F]

SIC code	Geographic area and kind of business or operation	Establishments (number)	Receipts (\$1,000)	Annual payroll (\$1,000)	First-quarter payroll (\$1,000)	Paid employees for pay period including March 12 (number)
GUILFORD COUNTY—Con.						
87 ex. 8733	Engineering, accounting, research, management, and related services (except noncommercial research organizations) -----	382	170 662	71 146	16 558	2 611
871	Engineering, architectural, and surveying services -----	96	42 930	22 471	5 153	751
8711	Engineering services -----	62	33 900	17 959	4 089	569
8712	Architectural services -----	19	6 580	3 243	763	112
8713	Surveying services -----	15	2 450	1 269	301	70
872	Accounting, auditing, and bookkeeping services -----	153	50 207	18 040	4 619	716
873 ex. 8733	Research, development, and testing services (except noncommercial research organizations) -----	20	31 795	7 553	1 788	511
8731	Commercial physical and biological research -----	2	(D)	(D)	(D)	AA
8732	Commercial economic, sociological, and educational research -----	10	28 150	6 371	1 516	463
8734	Testing laboratories -----	8	(D)	(D)	(D)	BB
874	Management and public relations services -----	113	45 730	23 082	4 998	633
8741	Management services -----	28	18 558	10 829	2 546	296
8742	Management consulting services -----	69	21 884	10 417	2 058	249
8743	Public relations services -----	5	(D)	(D)	(D)	BB
8744	Facilities support management services -----	—	—	—	—	—
8748	Business consulting services, n.e.c. -----	11	(D)	(D)	(D)	BB
89	Services, n.e.c. -----	18	7 750	2 215	758	74
HENDERSON COUNTY						
	Total -----	439	167 806	67 324	14 559	3 652
70 ex. 704	Hotels, rooming houses, camps, and other lodging places (except membership lodging) -----	31	24 475	6 044	1 048	526
7011	Hotels and motels -----	20	16 781	3 509	748	319
7011 pt.	Hotels -----	11	14 098	2 948	659	275
7011 pt.	Motels, motor hotels, and tourist courts -----	9	2 683	561	89	44
702, 3	Other lodging places -----	11	7 694	2 535	300	207
72	Personal services -----	50	8 555	3 137	637	247
721	Laundry, cleaning, and garment services -----	11	2 311	975	219	75
7211	Power laundries, family and commercial* -----	—	—	—	—	—
7213	Linen supply* -----	1	(D)	(D)	(D)	AA
7215	Coin-operated laundries and drycleaning -----	3	(D)	(D)	(D)	AA
7216	Drycleaning plants, except rug cleaning* -----	5	1 206	561	129	46
7217	Carpet and upholstery cleaning -----	—	—	—	—	—
7218	Industrial launderers* -----	—	—	—	—	—
7212, 9	Other laundry, cleaning, and garment services* -----	2	(D)	(D)	(D)	AA
722	Photographic studios, portrait -----	5	1 064	149	34	18
723, 4	Beauty and barber shops -----	24	1 783	741	180	82
723	Beauty shops -----	23	(D)	(D)	(D)	BB
724	Barber shops -----	1	(D)	(D)	(D)	AA
725	Shoe repair shops and shoeshine parlors -----	2	(D)	(D)	(D)	AA
726	Funeral service and crematories -----	3	(D)	(D)	(D)	BB
729	Miscellaneous personal services -----	5	(D)	(D)	(D)	BB
73	Business services -----	44	15 069	6 742	1 521	426
731	Advertising -----	3	(D)	(D)	(D)	AA
732	Consumer credit reporting agencies, mercantile reporting agencies, and adjustment and collection agencies -----	—	—	—	—	—
733	Mailing, reproduction, commercial art and photography, and stenographic services -----	—	—	—	—	—
734	Services to dwellings and other buildings -----	12	2 459	876	226	78
735	Miscellaneous equipment rental and leasing -----	7	2 605	528	118	30
736	Personnel supply services -----	7	5 400	3 929	858	257
737	Computer programming, data processing, and other computer related services -----	6	1 505	721	181	26
7371, 2, 3	Computer programming, prepackaged software, and integrated systems -----	4	(D)	(D)	(D)	BB
7374, 5, 6	Data processing services -----	1	(D)	(D)	(D)	AA
7377, 8, 9	Computer rental and leasing, maintenance, and related services, n.e.c. -----	1	(D)	(D)	(D)	AA
738	Miscellaneous business services -----	9	(D)	(D)	(D)	BB
75	Automotive repair, services, and parking -----	45	10 317	2 212	517	168
751	Automotive rental and leasing, without drivers -----	4	(D)	(D)	(D)	AA
752	Automobile parking -----	—	—	—	—	—
753	Automotive repair shops -----	36	6 505	1 543	380	112
7532	Top, body, and upholstery repair shops and paint shops -----	11	2 587	630	167	46
7538	General automotive repair shops -----	17	2 761	660	159	43
7533, 4, 6, 7, 9	Other automotive repair shops -----	8	1 157	253	54	23
754	Automotive services, except repair -----	5	(D)	(D)	(D)	BB
76	Miscellaneous repair services -----	17	(D)	(D)	(D)	BB
762	Electrical repair shops -----	5	1 926	447	103	29
7622	Radio and television repair shops -----	2	(D)	(D)	(D)	AA
7623, 9	Other electrical and electronic repair shops -----	3	(D)	(D)	(D)	BB
763	Watch, clock, and jewelry repair -----	—	—	—	—	—
764	Reupholstery and furniture repair -----	—	177	38	5	3
769	Miscellaneous repair and related services -----	9	(D)	(D)	(D)	BB

Table 6. Summary Statistics for Firms Subject to Federal Income Tax for Counties With 350 Establishments or More: 1992 — Con.

[Includes only establishments with payroll. For meaning of abbreviations and symbols, see introductory text. For explanation of terms and comparability of 1987 and 1992 censuses, see appendix A. For information on geographic areas followed by ▲, see appendix F]

SIC code	Geographic area and kind of business or operation	Establishments (number)	Receipts (\$1,000)	Annual payroll (\$1,000)	First-quarter payroll (\$1,000)	Paid employees for pay period including March 12 (number)
HENDERSON COUNTY—Con.						
78, 79, 84	Amusement and recreation services, including motion pictures and museums	32	13 577	4 137	755	268
781, 2	Motion picture production, distribution, and services	—	—	—	—	—
783	Motion picture theaters	2	(D)	(D)	(D)	BB
784	Video tape rental	10	1 501	250	58	42
792	Theatrical producers (except motion picture), bands, orchestras, and entertainers	1	(D)	(D)	(D)	AA
793	Bowling centers	1	(D)	(D)	(D)	AA
79 ex. 792, 3; 84	Commercial sports and other amusement and recreation services, including museums	18	10 541	3 581	626	187
80	Health services	111	66 040	32 138	7 065	1 335
801	Offices and clinics of doctors of medicine	48	32 649	16 847	3 415	390
802	Offices and clinics of dentists	29	10 047	4 307	950	159
803	Offices and clinics of doctors of osteopathy	—	—	—	—	—
804	Offices and clinics of other health practitioners	12	2 759	970	163	47
805	Nursing and personal care facilities	12	17 038	8 579	2 197	661
806	Hospitals	—	—	—	—	—
807, 8, 9	Other health services	10	3 547	1 435	340	78
81	Legal services	33	7 821	3 091	742	145
823, 4, 9	Selected educational services	2	(D)	(D)	(D)	BB
83	Social services	22	3 905	1 292	322	167
835	Child day care services	10	878	369	98	60
832, 3, 6, 9	Other social services	12	3 027	923	224	107
87 ex. 8733	Engineering, accounting, research, management, and related services (except noncommercial research organizations)	50	11 271	5 452	1 231	228
871	Engineering, architectural, and surveying services	17	3 823	1 820	398	76
872	Accounting, auditing, and bookkeeping services	20	4 850	2 695	624	106
873 ex. 8733	Research, development, and testing services (except noncommercial research organizations)	—	—	—	—	—
874	Management and public relations services	13	2 598	937	209	46
89	Services, n.e.c.	2	(D)	(D)	(D)	AA
IREDELL COUNTY						
	Total	562	290 234	111 035	24 940	5 673
70 ex. 704	Hotels, rooming houses, camps, and other lodging places (except membership lodging)	15	(D)	(D)	(D)	CC
7011	Hotels and motels	14	7 824	1 837	429	203
7011 pt.	Hotels	4	1 378	311	64	42
7011 pt.	Motels, motor hotels, and tourist courts	10	6 446	1 526	365	161
702, 3	Other lodging places	1	(D)	(D)	(D)	AA
72	Personal services	71	21 844	6 646	1 425	472
721	Laundry, cleaning, and garment services	22	10 288	3 272	775	237
7211	Power laundries, family and commercial*	—	—	—	—	—
7213	Linen supply*	—	—	—	—	—
7215	Coin-operated laundries and drycleaning	4	319	68	16	7
7216	Drycleaning plants, except rug cleaning*	12	(D)	(D)	(D)	BB
7217	Carpet and upholstery cleaning	2	(D)	(D)	(D)	AA
7218	Industrial laundries*	2	(D)	(D)	(D)	CC
7212, 9	Other laundry, cleaning, and garment services*	2	(D)	(D)	(D)	AA
722	Photographic studios, portrait	6	953	214	36	22
723, 4	Beauty and barber shops	23	2 895	1 302	331	108
723	Beauty shops	22	(D)	(D)	(D)	CC
724	Barber shops	1	(D)	(D)	(D)	AA
725	Shoe repair shops and shoeshine parlors	1	(D)	(D)	(D)	AA
726	Funeral service and crematories	10	4 005	795	146	41
729	Miscellaneous personal services	9	(D)	(D)	(D)	BB
73	Business services	72	33 183	17 977	3 777	1 352
731	Advertising	2	(D)	(D)	(D)	AA
732	Consumer credit reporting agencies, mercantile reporting agencies, and adjustment and collection agencies	1	(D)	(D)	(D)	AA
733	Mailing, reproduction, commercial art and photography, and stenographic services	—	—	—	—	—
734	Services to dwellings and other buildings	21	3 423	1 456	329	125
735	Miscellaneous equipment rental and leasing	12	5 373	1 618	371	68
736	Personnel supply services	10	13 501	10 118	2 184	923
737	Computer programming, data processing, and other computer related services	7	2 531	1 121	235	41
7371, 2, 3	Computer programming, prepackaged software, and integrated systems	5	(D)	(D)	(D)	BB
7374, 5, 6	Data processing services	—	—	—	—	—
7377, 8, 9	Computer rental and leasing, maintenance, and related services, n.e.c.	2	(D)	(D)	(D)	AA
738	Miscellaneous business services	19	(D)	(D)	(D)	CC

Table 6. Summary Statistics for Firms Subject to Federal Income Tax for Counties With 350 Establishments or More: 1992 — Con.

[Includes only establishments with payroll. For meaning of abbreviations and symbols, see introductory text. For explanation of terms and comparability of 1987 and 1992 censuses, see appendix A. For information on geographic areas followed by ▲, see appendix F]

SIC code	Geographic area and kind of business or operation	Establishments (number)	Receipts (\$1,000)	Annual payroll (\$1,000)	First-quarter payroll (\$1,000)	Paid employees for pay period including March 12 (number)
IREDELL COUNTY — Con.						
75	Automotive repair, services, and parking	58	9 311	2 247	527	142
751	Automotive rental and leasing, without drivers	5	1 378	201	34	8
752	Automobile parking	—	—	—	—	—
753	Automotive repair shops	49	7 287	1 847	443	110
7532	Top, body, and upholstery repair shops and paint shops	8	1 233	362	81	15
7538	General automotive repair shops	25	3 418	893	219	56
7533, 4, 6, 7, 9	Other automotive repair shops	16	2 636	592	143	39
754	Automotive services, except repair	4	646	199	50	24
76	Miscellaneous repair services	37	8 069	1 926	448	137
762	Electrical repair shops	3	(D)	(D)	(D)	AA
7622	Radio and television repair shops	3	(D)	(D)	(D)	AA
7623, 9	Other electrical and electronic repair shops	—	—	—	—	—
763	Watch, clock, and jewelry repair	2	(D)	(D)	(D)	AA
764	Reupholstery and furniture repair	5	305	65	6	5
769	Miscellaneous repair and related services	27	6 945	1 730	424	126
78, 79, 84	Amusement and recreation services, including motion pictures and museums	49	26 860	5 916	1 223	344
781, 2	Motion picture production, distribution, and services	—	—	—	—	—
783	Motion picture theaters	2	(D)	(D)	(D)	BB
784	Video tape rental	12	(D)	(D)	(D)	BB
792	Theatrical producers (except motion picture), bands, orchestras, and entertainers	1	(D)	(D)	(D)	AA
793	Bowling centers	1	(D)	(D)	(D)	AA
79 ex. 792, 3; 84	Commercial sports and other amusement and recreation services, including museums	33	23 319	5 132	1 088	246
80	Health services	147	147 414	61 115	14 284	2 378
801	Offices and clinics of doctors of medicine	74	48 637	25 925	5 517	534
802	Offices and clinics of dentists	32	11 158	4 695	1 021	174
803	Offices and clinics of doctors of osteopathy	—	—	—	—	—
804	Offices and clinics of other health practitioners	22	(D)	(D)	(D)	BB
805	Nursing and personal care facilities	7	19 075	9 250	2 170	635
806	Hospitals	2	(D)	(D)	(D)	FF
807, 8, 9	Other health services	10	(D)	(D)	(D)	CC
81	Legal services	30	9 837	4 201	711	116
823, 4, 9	Selected educational services	1	(D)	(D)	(D)	AA
83	Social services	21	4 190	1 829	427	194
835	Child day care services	10	1 357	733	176	83
832, 3, 6, 9	Other social services	11	2 833	1 096	251	111
87 ex. 8733	Engineering, accounting, research, management, and related services (except noncommercial research organizations)	59	21 186	7 240	1 672	325
871	Engineering, architectural, and surveying services	19	3 337	1 332	301	62
872	Accounting, auditing, and bookkeeping services	27	6 019	3 056	660	141
873 ex. 8733	Research, development, and testing services (except noncommercial research organizations)	—	—	—	—	—
874	Management and public relations services	13	11 830	2 852	711	122
89	Services, n.e.c.	2	(D)	(D)	(D)	AA
JOHNSTON COUNTY						
	Total	421	131 538	49 333	10 861	3 201
70 ex. 704	Hotels, rooming houses, camps, and other lodging places (except membership lodging)	18	(D)	(D)	(D)	EE
7011	Hotels and motels	16	(D)	(D)	(D)	EE
7011 pt.	Hotels	5	(D)	(D)	(D)	CC
7011 pt.	Motels, motor hotels, and tourist courts	11	(D)	(D)	(D)	CC
702, 3	Other lodging places	2	(D)	(D)	(D)	AA
72	Personal services	40	5 535	1 772	399	171
721	Laundry, cleaning, and garment services	13	1 473	553	129	54
7211	Power laundries, family and commercial*	1	(D)	(D)	(D)	AA
7213	Linen supply*	—	—	—	—	—
7215	Coin-operated laundries and drycleaning	3	(D)	(D)	(D)	AA
7216	Drycleaning plants, except rug cleaning*	5	605	237	58	30
7217	Carpet and upholstery cleaning	2	(D)	(D)	(D)	AA
7218	Industrial launderers*	—	—	—	—	—
7212, 9	Other laundry, cleaning, and garment services*	2	(D)	(D)	(D)	AA
722	Photographic studios, portrait	2	(D)	(D)	(D)	AA
723, 4	Beauty and barber shops	10	759	291	62	21
723	Beauty shops	9	(D)	(D)	(D)	AA
724	Barber shops	1	(D)	(D)	(D)	AA
725	Shoe repair shops and shoeshine parlors	—	—	—	—	—
726	Funeral service and crematories	8	2 702	770	151	41
729	Miscellaneous personal services	7	(D)	(D)	(D)	BB

Table 6. Summary Statistics for Firms Subject to Federal Income Tax for Counties With 350 Establishments or More: 1992 — Con.

[Includes only establishments with payroll. For meaning of abbreviations and symbols, see introductory text. For explanation of terms and comparability of 1987 and 1992 censuses, see appendix A. For information on geographic areas followed by ▲, see appendix F]

SIC code	Geographic area and kind of business or operation	Establishments (number)	Receipts (\$1,000)	Annual payroll (\$1,000)	First-quarter payroll (\$1,000)	Paid employees for pay period including March 12 (number)
JOHNSTON COUNTY — Con.						
73	Business services	51	(D)	(D)	(D)	FF
731	Advertising	4	(D)	(D)	(D)	AA
732	Consumer credit reporting agencies, mercantile reporting agencies, and adjustment and collection agencies	—	—	—	—	—
733	Mailing, reproduction, commercial art and photography, and stenographic services	8	336	70	21	15
734	Services to dwellings and other buildings	13	(D)	(D)	(D)	BB
735	Miscellaneous equipment rental and leasing	4	679	145	28	8
736	Personnel supply services	4	(D)	(D)	(D)	EE
737	Computer programming, data processing, and other computer related services	7	845	356	81	13
7371, 2, 3	Computer programming, prepackaged software, and integrated systems	5	(D)	(D)	(D)	AA
7374, 5, 6	Data processing services	1	(D)	(D)	(D)	AA
7377, 8, 9	Computer rental and leasing, maintenance, and related services, n.e.c.	1	(D)	(D)	(D)	AA
738	Miscellaneous business services	11	(D)	(D)	(D)	EE
75	Automotive repair, services, and parking	55	10 547	2 435	509	133
751	Automotive rental and leasing, without drivers	3	(D)	(D)	(D)	AA
752	Automobile parking	—	—	—	—	—
753	Automotive repair shops	47	9 649	2 230	477	122
7532	Top, body, and upholstery repair shops and paint shops	15	2 354	527	124	34
7538	General automotive repair shops	24	5 316	1 177	243	60
7533, 4, 6, 7, 9	Other automotive repair shops	8	1 979	526	110	28
754	Automotive services, except repair	5	(D)	(D)	(D)	AA
76	Miscellaneous repair services	29	7 910	2 126	469	91
762	Electrical repair shops	5	1 409	638	120	18
7622	Radio and television repair shops	—	—	—	—	—
7623, 9	Other electrical and electronic repair shops	5	1 409	638	120	18
763	Watch, clock, and jewelry repair	—	—	—	—	—
764	Reupholstery and furniture repair	3	(D)	(D)	(D)	AA
769	Miscellaneous repair and related services	21	(D)	(D)	(D)	BB
78, 79, 84	Amusement and recreation services, including motion pictures and museums	32	6 146	1 382	318	147
781, 2	Motion picture production, distribution, and services	—	—	—	—	—
783	Motion picture theaters	1	(D)	(D)	(D)	AA
784	Video tape rental	9	1 325	291	69	42
792	Theatrical producers (except motion picture), bands, orchestras, and entertainers	2	(D)	(D)	(D)	AA
793	Bowling centers	—	—	—	—	—
79 ex. 792, 3; 84	Commercial sports and other amusement and recreation services, including museums	20	4 199	884	196	87
80	Health services	66	36 809	18 076	3 693	829
801	Offices and clinics of doctors of medicine	27	14 718	8 225	1 245	164
802	Offices and clinics of dentists	16	(D)	(D)	(D)	BB
803	Offices and clinics of doctors of osteopathy	1	(D)	(D)	(D)	AA
804	Offices and clinics of other health practitioners	15	(D)	(D)	(D)	BB
805	Nursing and personal care facilities	4	14 582	7 420	1 883	515
806	Hospitals	—	—	—	—	—
807, 8, 9	Other health services	3	(D)	(D)	(D)	BB
81	Legal services	44	9 687	4 619	767	125
823, 4, 9	Selected educational services	3	(D)	(D)	(D)	BB
83	Social services	40	7 865	3 035	665	331
835	Child day care services	28	3 262	1 629	348	170
832, 3, 6, 9	Other social services	12	4 603	1 406	317	161
87 ex. 8733	Engineering, accounting, research, management, and related services (except noncommercial research organizations)	42	16 553	5 120	1 451	238
871	Engineering, architectural, and surveying services	14	4 847	1 508	509	79
872	Accounting, auditing, and bookkeeping services	24	(D)	(D)	(D)	CC
873 ex. 8733	Research, development, and testing services (except noncommercial research organizations)	1	(D)	(D)	(D)	AA
874	Management and public relations services	3	(D)	(D)	(D)	BB
89	Services, n.e.c.	1	(D)	(D)	(D)	AA

Table 6. Summary Statistics for Firms Subject to Federal Income Tax for Counties With 350 Establishments or More: 1992 — Con.

[Includes only establishments with payroll. For meaning of abbreviations and symbols, see introductory text. For explanation of terms and comparability of 1987 and 1992 censuses, see appendix A. For information on geographic areas followed by ▲, see appendix F]

SIC code	Geographic area and kind of business or operation	Establishments (number)	Receipts (\$1,000)	Annual payroll (\$1,000)	First-quarter payroll (\$1,000)	Paid employees for pay period including March 12 (number)
LENOIR COUNTY						
	Total	353	178 677	75 791	16 965	4 496
70 ex. 704	Hotels, rooming houses, camps, and other lodging places (except membership lodging)	6	3 408	946	316	224
7011	Hotels and motels	6	3 408	946	316	224
7011 pt.	Hotels	4	(D)	(D)	(D)	CC
7011 pt.	Motels, motor hotels, and tourist courts	2	(D)	(D)	(D)	AA
702, 3	Other lodging places	—	—	—	—	—
72	Personal services	33	9 999	3 459	822	316
721	Laundry, cleaning, and garment services	13	6 366	2 575	594	173
7211	Power laundries, family and commercial*	—	—	—	—	—
7213	Linen supply*	1	(D)	(D)	(D)	BB
7215	Coin-operated laundries and drycleaning	2	(D)	(D)	(D)	AA
7216	Drycleaning plants, except rug cleaning*	8	(D)	(D)	(D)	BB
7217	Carpet and upholstery cleaning	—	—	—	—	—
7218	Industrial laundriers*	—	—	—	—	—
7212, 9	Other laundry, cleaning, and garment services*	2	(D)	(D)	(D)	AA
722	Photographic studios, portrait	1	(D)	(D)	(D)	AA
723, 4	Beauty and barber shops	6	475	200	54	25
723	Beauty shops	5	(D)	(D)	(D)	BB
724	Barber shops	1	(D)	(D)	(D)	AA
725	Shoe repair shops and shoeshine parlors	1	(D)	(D)	(D)	AA
726	Funeral service and crematories	5	2 035	396	63	27
729	Miscellaneous personal services	7	(D)	(D)	(D)	BB
73	Business services	46	31 265	14 966	2 963	1 096
731	Advertising	3	(D)	(D)	(D)	AA
732	Consumer credit reporting agencies, mercantile reporting agencies, and adjustment and collection agencies	2	(D)	(D)	(D)	AA
733	Mailing, reproduction, commercial art and photography, and stenographic services	—	—	—	—	—
734	Services to dwellings and other buildings	16	2 398	925	218	77
735	Miscellaneous equipment rental and leasing	9	3 751	781	196	43
736	Personnel supply services	6	6 738	5 365	770	287
737	Computer programming, data processing, and other computer related services	1	(D)	(D)	(D)	AA
7371, 2, 3	Computer programming, prepackaged software, and integrated systems	—	—	—	—	—
7374, 5, 6	Data processing services	—	—	—	—	—
7377, 8, 9	Computer rental and leasing, maintenance, and related services, n.e.c.	1	(D)	(D)	(D)	AA
738	Miscellaneous business services	9	17 555	7 752	1 744	678
75	Automotive repair, services, and parking	43	17 588	3 611	865	207
751	Automotive rental and leasing, without drivers	6	(D)	(D)	(D)	BB
752	Automobile parking	1	(D)	(D)	(D)	AA
753	Automotive repair shops	34	(D)	(D)	(D)	CC
7532	Top, body, and upholstery repair shops and paint shops	8	1 007	297	63	16
7538	General automotive repair shops	19	4 263	1 052	225	76
7533, 4, 6, 7, 9	Other automotive repair shops	7	(D)	(D)	(D)	BB
754	Automotive services, except repair	2	(D)	(D)	(D)	AA
76	Miscellaneous repair services	20	5 217	1 710	413	91
762	Electrical repair shops	5	1 221	377	89	22
7622	Radio and television repair shops	1	(D)	(D)	(D)	AA
7623, 9	Other electrical and electronic repair shops	4	(D)	(D)	(D)	AA
763	Watch, clock, and jewelry repair	—	—	—	—	—
764	Reupholstery and furniture repair	2	(D)	(D)	(D)	AA
769	Miscellaneous repair and related services	13	(D)	(D)	(D)	BB
78, 79, 84	Amusement and recreation services, including motion pictures and museums	27	4 433	1 023	203	104
781, 2	Motion picture production, distribution, and services	—	—	—	—	—
783	Motion picture theaters	2	(D)	(D)	(D)	AA
784	Video tape rental	4	1 313	282	61	36
792	Theatrical producers (except motion picture), bands, orchestras, and entertainers	2	(D)	(D)	(D)	AA
793	Bowling centers	1	(D)	(D)	(D)	AA
79 ex. 792, 3, 84	Commercial sports and other amusement and recreation services, including museums	18	2 578	601	107	47
80	Health services	89	67 032	31 444	7 371	1 500
801	Offices and clinics of doctors of medicine	36	27 821	14 686	3 288	321
802	Offices and clinics of dentists	22	7 464	2 774	585	112
803	Offices and clinics of doctors of osteopathy	1	(D)	(D)	(D)	AA
804	Offices and clinics of other health practitioners	11	2 581	810	192	47
805	Nursing and personal care facilities	7	(D)	(D)	(D)	FF
806	Hospitals	—	—	—	—	—
807, 8, 9	Other health services	12	(D)	(D)	(D)	EE
81	Legal services	23	7 740	2 997	642	107
823, 4, 9	Selected educational services	—	—	—	—	—

Table 6. Summary Statistics for Firms Subject to Federal Income Tax for Counties With 350 Establishments or More: 1992 — Con.

[Includes only establishments with payroll. For meaning of abbreviations and symbols, see introductory text. For explanation of terms and comparability of 1987 and 1992 censuses, see appendix A. For information on geographic areas followed by ▲, see appendix F]

SIC code	Geographic area and kind of business or operation	Establishments (number)	Receipts (\$1,000)	Annual payroll (\$1,000)	First-quarter payroll (\$1,000)	Paid employees for pay period including March 12 (number)
LENOIR COUNTY — Con.						
83	Social services	30	6 793	2 737	618	288
835	Child day care services	18	1 867	813	181	109
832, 3, 6, 9	Other social services	12	4 926	1 924	437	179
87 ex. 8733	Engineering, accounting, research, management, and related services (except noncommercial research organizations)	36	25 202	12 898	2 752	563
871	Engineering, architectural, and surveying services	10	4 736	2 658	494	68
872	Accounting, auditing, and bookkeeping services	14	5 256	2 789	675	99
873 ex. 8733	Research, development, and testing services (except noncommercial research organizations)	—	—	—	—	—
874	Management and public relations services	12	15 210	7 451	1 583	396
89	Services, n.e.c.	—	—	—	—	—
MECKLENBURG COUNTY						
	Total	5 377	4 570 334	1 707 364	389 527	70 462
70 ex. 704	Hotels, rooming houses, camps, and other lodging places (except membership lodging)	119	210 202	59 785	14 861	5 410
7011	Hotels and motels	114	209 417	59 569	14 833	5 397
7011 pt.	Hotels	64	179 664	52 233	13 094	4 560
7011 pt.	Hotels, 25 guestrooms or more	62	(D)	(D)	(D)	HH
7011 pt.	Hotels, less than 25 guestrooms	2	(D)	(D)	(D)	AA
7011 pt.	Motels, motor hotels, and tourist courts	50	29 753	7 336	1 739	837
7011 pt.	Motels, tourist courts	47	(D)	(D)	(D)	FF
7011 pt.	Motor hotels	3	(D)	(D)	(D)	BB
702, 3	Other lodging places	5	785	216	28	13
702	Rooming and boarding houses	1	(D)	(D)	(D)	AA
703	Camps and recreational vehicle parks	4	(D)	(D)	(D)	AA
72	Personal services	571	222 461	72 901	16 828	5 090
721	Laundry, cleaning, and garment services	188	84 575	25 596	6 221	1 745
7211	Power laundries, family and commercial*	6	(D)	(D)	(D)	BB
7213	Linen supply*	5	(D)	(D)	(D)	EE
7215	Coin-operated laundries and drycleaning	33	18 042	2 635	635	156
7216	Drycleaning plants, except rug cleaning*	82	20 987	8 097	2 007	715
7217	Carpet and upholstery cleaning	28	7 383	2 624	527	181
7218	Industrial launderers*	6	17 677	5 194	1 369	292
7212, 9	Other laundry, cleaning, and garment services*	28	(D)	(D)	(D)	BB
7212	Garment pressing, and agents for laundries and drycleaners	14	(D)	(D)	(D)	BB
7219	Laundry and garment services, n.e.c.*	14	(D)	(D)	(D)	BB
722	Photographic studios, portrait	51	85 685	27 151	5 535	1 284
723, 4	Beauty and barber shops	212	29 742	13 710	3 204	993
723	Beauty shops	180	26 483	12 181	2 828	885
724	Barber shops	32	3 259	1 529	376	108
725	Shoe repair shops and shoeshine parlors	5	348	85	25	6
726	Funeral service and crematories	12	4 878	1 483	347	98
729	Miscellaneous personal services	103	17 233	4 876	1 496	964
7291	Tax return preparation services	36	5 645	2 105	820	668
7299	Miscellaneous personal services, n.e.c.	67	11 588	2 771	676	296
73	Business services	1 344	1 281 136	517 551	117 321	25 436
731	Advertising	120	73 537	25 587	5 614	994
7311	Advertising agencies	89	49 230	16 690	3 424	423
7312	Outdoor advertising services	3	(D)	(D)	(D)	BB
7313	Radio, television, publishers' advertising representatives	14	(D)	(D)	(D)	CC
7319	Advertising, n.e.c.	14	(D)	(D)	(D)	EE
732	Consumer credit reporting agencies, mercantile reporting agencies, and adjustment and collection agencies	25	50 269	14 775	3 399	560
7322	Adjustment and collection services	17	13 535	6 385	1 407	228
7323	Credit reporting services	8	36 734	8 390	1 992	332
733	Mailing, reproduction, commercial art and photography, and stenographic services	120	60 483	18 582	4 238	906
7331	Direct mail advertising services	16	(D)	(D)	(D)	FF
7334	Photocopying and duplicating services	10	(D)	(D)	(D)	BB
7335, 6	Commercial photography, art, and graphics	67	17 115	4 443	1 001	197
7335	Commercial photography	22	4 370	979	220	60
7336	Commercial art and graphic design	45	12 745	3 464	781	137
7338	Secretarial and court reporting services	27	5 202	2 030	451	120
734	Services to dwellings and other buildings	232	63 108	30 871	7 328	3 288
7342	Disinfecting and pest control services	28	14 927	6 498	1 492	270
7349	Building cleaning and maintenance services, n.e.c.	204	48 181	24 373	5 836	3 018
735	Miscellaneous equipment rental and leasing	82	55 433	12 244	2 862	494
7352	Medical equipment rental and leasing	10	6 905	1 428	309	71
7353	Heavy construction equipment rental and leasing	6	11 700	1 952	437	61
7359	Equipment rental and leasing, n.e.c.	66	36 828	8 864	2 116	362
736	Personnel supply services	164	175 132	125 697	26 323	9 330
7361	Employment agencies	75	34 638	20 328	3 824	1 083
7363	Help supply services	89	140 494	105 369	22 499	8 247
7363 pt.	Temporary help supply	76	111 378	80 651	16 477	6 429
7363 pt.	Help supply, except temporary	13	29 116	24 718	6 022	1 818

Table 6. Summary Statistics for Firms Subject to Federal Income Tax for Counties With 350 Establishments or More: 1992 — Con.

[Includes only establishments with payroll. For meaning of abbreviations and symbols, see introductory text. For explanation of terms and comparability of 1987 and 1992 censuses, see appendix A. For information on geographic areas followed by ▲, see appendix F]

SIC code	Geographic area and kind of business or operation	Establishments (number)	Receipts (\$1,000)	Annual payroll (\$1,000)	First-quarter payroll (\$1,000)	Paid employees for pay period including March 12 (number)
MECKLENBURG COUNTY—Con.						
73	Business services—Con.					
737	Computer programming, data processing, and other computer related services -----	267	555 124	198 679	44 456	4 709
7371, 2, 3	Computer programming, prepackaged software, and integrated systems -----	161	167 750	68 779	15 559	1 733
7371	Computer programming services -----	102	63 638	37 064	8 268	818
7372	Prepackaged software -----	31	31 306	9 769	2 164	297
7373	Computer integrated systems -----	28	72 806	21 946	5 127	618
7374, 5, 6	Data processing services -----	44	217 058	72 846	18 946	2 036
7374, 5	Computer processing, information retrieval -----	40	(D)	(D)	(D)	GG
7376	Computer facilities management services -----	4	(D)	(D)	(D)	AA
7377, 8, 9	Computer rental and leasing, maintenance, and related services, n.e.c. -----	62	170 316	57 054	9 951	940
7377	Computer rental and leasing -----	8	(D)	(D)	(D)	BB
7378	Computer maintenance and repair -----	27	(D)	(D)	(D)	CC
7379	Computer related services, n.e.c. -----	27	(D)	(D)	(D)	FF
738	Miscellaneous business services -----	334	248 050	91 116	23 101	5 155
7381, 2	Detective agencies and protective services -----	71	68 093	35 310	8 679	2 624
7381	Detective, guard, and armored car services -----	51	41 282	26 201	6 368	2 264
7382	Security systems services -----	20	26 811	9 109	2 311	360
7383	News syndicates -----	3	(D)	(D)	(D)	BB
7384	Photofinishing laboratories* -----	39	34 147	9 729	2 098	550
7389	Business services, n.e.c. -----	221	(D)	(D)	(D)	GG
7389 pt.	Sign painting shops -----	10	(D)	(D)	(D)	BB
7389 pt.	Interior designing -----	31	9 845	2 175	510	87
7389 pt.	Telephone answering services -----	12	3 427	1 419	354	118
7389 pt.	Other business services -----	168	129 047	41 556	11 248	1 681
75	Automotive repair, services, and parking -----	469	326 918	65 374	15 323	3 207
751	Automotive rental and leasing, without drivers -----	56	190 750	24 543	5 620	1 143
7513	Truck rental and leasing, without drivers -----	25	(D)	(D)	(D)	EE
7514, 5	Passenger car rental and leasing -----	29	105 532	14 927	3 252	706
7514	Passenger car rental -----	23	(D)	(D)	(D)	FF
7515	Passenger car leasing -----	6	(D)	(D)	(D)	BB
7519	Utility trailer and recreational vehicle rental -----	2	(D)	(D)	(D)	AA
752	Automobile parking -----	46	8 191	1 191	291	127
753	Automotive repair shops -----	290	108 397	33 575	7 999	1 341
7532	Top, body, and upholstery repair shops and paint shops -----	69	23 576	9 655	2 497	327
7532 pt.	Top and body repair shops -----	58	20 140	8 587	2 255	283
7532 pt.	Paint shops -----	11	3 436	1 068	242	44
7538	General automotive repair shops -----	142	46 009	13 998	3 092	597
7538 pt.	General automotive repair shops, except diesel -----	119	33 273	10 299	2 259	454
7538 pt.	Diesel repair shops -----	23	12 736	3 699	833	143
7533, 4, 6, 7, 9	Other automotive repair shops -----	79	38 812	9 922	2 410	417
7533	Automotive exhaust system repair shops -----	9	4 079	1 228	333	48
7534	Tire retreading and repair shops -----	7	9 687	1 228	249	43
7536	Automotive glass replacement shops -----	13	5 131	1 393	336	62
7537	Automotive transmission repair shops -----	21	6 145	1 692	427	77
7539	Automotive repair shops, n.e.c. -----	29	13 770	4 381	1 065	187
7539 pt.	Radiator repair -----	9	3 240	899	210	40
7539 pt.	Brake, front end, and wheel alignment -----	11	7 755	2 829	694	114
7539 pt.	Automotive electrical and fuel system services -----	8	(D)	(D)	(D)	BB
7539 pt.	Other automotive repair shops, n.e.c. -----	1	(D)	(D)	(D)	AA
754	Automotive services, except repair -----	77	19 580	6 065	1 413	596
7542	Carwashes -----	34	9 190	3 017	675	309
7549	Automotive services, except repair and carwashes -----	43	10 390	3 048	738	287
76	Miscellaneous repair services -----	244	158 372	48 546	11 525	2 024
762	Electrical repair shops -----	74	82 454	25 160	6 356	852
7622	Radio and television repair shops -----	22	8 096	2 816	711	136
7623, 9	Other electrical and electronic repair shops -----	52	74 358	22 344	5 645	716
7623	Refrigeration and air-conditioning service and repair shops -----	18	35 376	10 339	2 574	269
7629	Electrical and electronic repair shops, n.e.c. -----	34	38 982	12 005	3 071	447
763	Watch, clock, and jewelry repair -----	6	495	173	42	11
764	Reupholstery and furniture repair -----	25	3 094	1 097	267	78
769	Miscellaneous repair and related services -----	139	72 329	22 116	4 860	1 083
7692	Welding repair -----	12	1 359	469	115	31
7694	Armature rewinding shops -----	7	3 131	1 317	336	52
7699	Repair shops and related services, n.e.c. -----	120	67 839	20 330	4 409	1 000
78, 79, 84	Amusement and recreation services, including motion pictures and museums -----	299	333 692	73 690	22 899	4 564
781, 2	Motion picture production, distribution, and services -----	48	112 351	13 971	3 250	487
783	Motion picture theaters -----	18	17 234	2 587	606	290
7832	Motion picture theaters, except drive-in -----	18	17 234	2 587	606	290
7833	Drive-in motion picture theaters -----	-	-	-	-	-
784	Video tape rental -----	36	12 208	1 940	453	330
792	Theatrical producers (except motion picture), bands, orchestras, and entertainers -----	23	56 750	5 539	1 468	120
7922	Theatrical producers (except motion picture) and miscellaneous theatrical services -----	15	55 894	5 307	1 422	108
7929	Bands, orchestras, actors, and other entertainers and entertainment groups -----	8	856	232	46	12
793	Bowling centers -----	7	5 129	1 691	416	146

Table 6. Summary Statistics for Firms Subject to Federal Income Tax for Counties With 350 Establishments or More: 1992 — Con.

[Includes only establishments with payroll. For meaning of abbreviations and symbols, see introductory text. For explanation of terms and comparability of 1987 and 1992 censuses, see appendix A. For information on geographic areas followed by ▲, see appendix F]

SIC code	Geographic area and kind of business or operation	Establishments (number)	Receipts (\$1,000)	Annual payroll (\$1,000)	First-quarter payroll (\$1,000)	Paid employees for pay period including March 12 (number)
MECKLENBURG COUNTY—Con.						
78, 79, 84	Amusement and recreation services, including motion pictures and museums—Con.					
79 ex. 792, 3, 84	Commercial sports and other amusement and recreation services, including museums -----	167	130 020	47 962	16 706	3 191
794	Commercial sports -----	24	54 693	24 834	11 678	287
7941	Professional sports clubs, managers, promoters -----	9	(D)	(D)	(D)	BB
7948	Racing, including track operation -----	15	(D)	(D)	(D)	CC
79 ex. 792, 3, 4, 84	Other amusement and recreation services, including museums ----	143	75 327	23 128	5 028	2 904
791	Dance studios, schools, and halls -----	17	3 000	1 073	324	114
7991	Physical fitness facilities -----	18	7 245	1 392	287	195
7992	Public golf courses -----	15	6 254	1 797	327	129
7993	Coin-operated amusement devices -----	17	9 085	2 008	472	188
7996	Amusement parks -----	2	(D)	(D)	(D)	GG
7997	Membership sports and recreation clubs -----	28	18 143	6 566	1 433	444
7999, 84	Amusement and recreation services, including museums, n.e.c. -	46	(D)	(D)	(D)	CC
7999 pt.	Concession operators of amusement devices and rides -----	—	(D)	(D)	(D)	—
7999 pt.	Carnivals, circuses, and fairs -----	1	(D)	(D)	(D)	AA
7999 pt., 84	Other recreation and amusements, including museums -----	45	(D)	(D)	(D)	CC
80	Health services -----	902	845 537	409 299	87 554	10 753
801	Offices and clinics of doctors of medicine -----	366	496 900	275 427	57 063	4 344
8011 pt.	Offices of doctors of medicine -----	338	422 512	253 822	52 171	3 639
8011 pt.	General medical clinics -----	28	74 388	21 605	4 892	705
802	Offices and clinics of dentists -----	244	90 963	34 188	7 507	1 235
803	Offices and clinics of doctors of osteopathy -----	—	—	—	—	—
804	Offices and clinics of other health practitioners -----	165	48 573	16 283	3 537	599
8041	Offices and clinics of chiropractors -----	52	18 801	6 881	1 476	218
8042	Offices and clinics of optometrists -----	44	12 582	2 955	706	159
8043	Offices and clinics of podiatrists -----	21	5 506	1 864	391	78
8049	Offices and clinics of health practitioners, n.e.c. -----	48	11 684	4 583	964	144
805	Nursing and personal care facilities -----	28	50 200	26 573	6 353	1 766
8051	Skilled nursing care facilities -----	15	(D)	(D)	(D)	GG
8052	Intermediate care facilities -----	12	(D)	(D)	(D)	CC
8059	Nursing and personal care facilities, n.e.c. -----	1	(D)	(D)	(D)	AA
806	Hospitals -----	3	(D)	(D)	(D)	FF
8062	General medical and surgical hospitals -----	—	—	—	—	—
8063, 9	Specialty hospitals -----	3	(D)	(D)	(D)	FF
807, 8, 9	Other health services -----	96	(D)	(D)	(D)	GG
807	Medical and dental laboratories -----	32	16 378	6 560	1 512	256
8071	Medical laboratories -----	14	10 459	3 246	724	126
8072	Dental laboratories -----	18	5 919	3 314	788	130
808	Home health care services -----	25	44 481	21 058	4 762	1 447
809	Miscellaneous health and allied services, n.e.c. -----	39	(D)	(D)	(D)	FF
8092	Kidney dialysis centers -----	5	(D)	(D)	(D)	BB
8093	Specialty outpatient facilities, n.e.c. -----	22	23 441	8 929	2 064	313
8099	Health and allied services, n.e.c. -----	12	(D)	(D)	(D)	CC
81	Legal services -----	299	243 758	104 569	21 527	2 427
823, 4, 9	Selected educational services -----	44	12 910	4 876	1 017	312
823	Libraries -----	—	—	—	—	—
824	Vocational schools -----	12	6 066	2 406	556	158
829	Schools and educational services, n.e.c. -----	32	6 844	2 470	461	154
83	Social services -----	190	47 919	20 131	4 610	1 958
835	Child day care services -----	144	29 414	13 651	3 161	1 438
832, 3, 6, 9	Other social services -----	46	18 505	6 480	1 449	520
87 ex. 8733	Engineering, accounting, research, management, and related services (except noncommercial research organizations) -----	859	868 520	324 508	74 710	9 091
871	Engineering, architectural, and surveying services -----	303	515 353	167 933	38 764	3 989
8711	Engineering services -----	188	418 719	124 497	29 497	2 861
8712	Architectural services -----	88	84 659	37 536	7 907	884
8713	Surveying services -----	27	11 975	5 900	1 360	244
872	Accounting, auditing, and bookkeeping services -----	262	191 316	88 759	21 352	2 988
873 ex. 8733	Research, development, and testing services (except noncommercial research organizations) -----	41	23 424	8 590	2 035	390
8731	Commercial physical and biological research -----	5	(D)	(D)	(D)	AA
8732	Commercial economic, sociological, and educational research ----	18	(D)	(D)	(D)	CC
8734	Testing laboratories -----	18	(D)	(D)	(D)	CC
874	Management and public relations services -----	253	138 427	59 226	12 559	1 724
8741	Management services -----	59	25 394	10 275	2 376	412
8742	Management consulting services -----	133	79 978	38 449	7 781	882
8743	Public relations services -----	18	14 577	3 951	961	135
8744	Facilities support management services -----	4	3 642	1 901	437	101
8748	Business consulting services, n.e.c. -----	39	14 836	4 650	1 004	194
89	Services, n.e.c. -----	37	18 909	6 134	1 352	190

Table 6. Summary Statistics for Firms Subject to Federal Income Tax for Counties With 350 Establishments or More: 1992 — Con.

[Includes only establishments with payroll. For meaning of abbreviations and symbols, see introductory text. For explanation of terms and comparability of 1987 and 1992 censuses, see appendix A. For information on geographic areas followed by ▲, see appendix F]

SIC code	Geographic area and kind of business or operation	Establishments (number)	Receipts (\$1,000)	Annual payroll (\$1,000)	First-quarter payroll (\$1,000)	Paid employees for pay period including March 12 (number)
MOORE COUNTY						
	Total	418	244 635	95 152	20 031	4 374
70 ex. 704	Hotels, rooming houses, camps, and other lodging places (except membership lodging)	17	51 405	16 689	3 382	1 168
7011	Hotels and motels	15	(D)	(D)	(D)	GG
7011 pt.	Hotels	5	(D)	(D)	(D)	FF
7011 pt.	Motels, motor hotels, and tourist courts	10	(D)	(D)	(D)	CC
702, 3	Other lodging places	2	(D)	(D)	(D)	BB
72	Personal services	38	6 094	1 923	465	191
721	Laundry, cleaning, and garment services	13	2 019	827	195	79
7211	Power laundries, family and commercial*	—	—	—	—	—
7213	Linen supply*	—	—	—	—	—
7215	Coin-operated laundries and drycleaning	5	553	196	44	15
7216	Drycleaning plants, except rug cleaning*	5	1 375	603	145	63
7217	Carpet and upholstery cleaning	3	91	28	6	1
7218	Industrial laundriers*	—	—	—	—	—
7212, 9	Other laundry, cleaning, and garment services*	—	—	—	—	—
722	Photographic studios, portrait	2	(D)	(D)	(D)	AA
723, 4	Beauty and barber shops	9	904	349	83	30
723	Beauty shops	8	(D)	(D)	(D)	BB
724	Barber shops	1	(D)	(D)	(D)	AA
725	Shoe repair shops and shoeshine parlors	1	(D)	(D)	(D)	AA
726	Funeral service and crematories	4	1 704	391	89	28
729	Miscellaneous personal services	9	(D)	(D)	(D)	BB
73	Business services	58	11 600	3 925	912	336
731	Advertising	5	1 849	328	80	23
732	Consumer credit reporting agencies, mercantile reporting agencies, and adjustment and collection agencies	2	(D)	(D)	(D)	AA
733	Mailing, reproduction, commercial art and photography, and stenographic services	5	902	278	63	17
734	Services to dwellings and other buildings	19	2 219	743	167	71
735	Miscellaneous equipment rental and leasing	5	1 612	410	93	18
736	Personnel supply services	4	(D)	(D)	(D)	BB
737	Computer programming, data processing, and other computer related services	4	752	288	69	12
7371, 2, 3	Computer programming, prepackaged software, and integrated systems	2	(D)	(D)	(D)	AA
7374, 5, 6	Data processing services	2	(D)	(D)	(D)	AA
7377, 8, 9	Computer rental and leasing, maintenance, and related services, n.e.c.	—	—	—	—	—
738	Miscellaneous business services	14	2 902	1 126	273	128
75	Automotive repair, services, and parking	37	6 099	1 405	317	88
751	Automotive rental and leasing, without drivers	1	(D)	(D)	(D)	AA
752	Automobile parking	—	—	—	—	—
753	Automotive repair shops	30	4 941	1 083	259	60
7532	Top, body, and upholstery repair shops and paint shops	6	1 724	525	126	26
7538	General automotive repair shops	16	1 886	309	76	20
7533, 4, 6, 7, 9	Other automotive repair shops	8	1 331	249	57	14
754	Automotive services, except repair	6	(D)	(D)	(D)	BB
76	Miscellaneous repair services	19	6 234	895	180	52
762	Electrical repair shops	3	(D)	(D)	(D)	AA
7622	Radio and television repair shops	—	—	—	—	—
7623, 9	Other electrical and electronic repair shops	3	(D)	(D)	(D)	AA
763	Watch, clock, and jewelry repair	—	—	—	—	—
764	Reupholstery and furniture repair	3	220	47	5	4
769	Miscellaneous repair and related services	13	(D)	(D)	(D)	BB
78, 79, 84	Amusement and recreation services, including motion pictures and museums	47	28 874	9 249	2 216	777
781, 2	Motion picture production, distribution, and services	3	(D)	(D)	(D)	AA
783	Motion picture theaters	2	(D)	(D)	(D)	BB
784	Video tape rental	10	1 529	231	58	42
792	Theatrical producers (except motion picture), bands, orchestras, and entertainers	—	—	—	—	—
793	Bowling centers	1	(D)	(D)	(D)	AA
79 ex. 792, 3; 84	Commercial sports and other amusement and recreation services, including museums	31	25 968	8 776	2 089	692
80	Health services	95	103 975	48 970	9 823	1 179
801	Offices and clinics of doctors of medicine	48	82 684	39 428	7 727	638
802	Offices and clinics of dentists	24	8 635	3 129	686	135
803	Offices and clinics of doctors of osteopathy	1	(D)	(D)	(D)	AA
804	Offices and clinics of other health practitioners	13	3 014	825	181	34
805	Nursing and personal care facilities	3	(D)	(D)	(D)	CC
806	Hospitals	—	—	—	—	—
807, 8, 9	Other health services	6	(D)	(D)	(D)	CC
81	Legal services	26	8 487	2 943	652	106
823, 4, 9	Selected educational services	—	—	—	—	—

Table 6. Summary Statistics for Firms Subject to Federal Income Tax for Counties With 350 Establishments or More: 1992 — Con.

[Includes only establishments with payroll. For meaning of abbreviations and symbols, see introductory text. For explanation of terms and comparability of 1987 and 1992 censuses, see appendix A. For information on geographic areas followed by ▲, see appendix F]

SIC code	Geographic area and kind of business or operation	Establishments (number)	Receipts (\$1,000)	Annual payroll (\$1,000)	First-quarter payroll (\$1,000)	Paid employees for pay period including March 12 (number)
MOORE COUNTY — Con.						
83	Social services	21	(D)	(D)	(D)	CC
835	Child day care services	12	1 517	823	191	91
832, 3, 6, 9	Other social services	9	(D)	(D)	(D)	BB
87 ex. 8733	Engineering, accounting, research, management, and related services (except noncommercial research organizations)	59	18 986	7 808	1 773	305
871	Engineering, architectural, and surveying services	20	8 077	3 604	834	123
872	Accounting, auditing, and bookkeeping services	18	(D)	(D)	(D)	BB
873 ex. 8733	Research, development, and testing services (except noncommercial research organizations)	1	(D)	(D)	(D)	AA
874	Management and public relations services	20	7 090	2 975	617	122
89	Services, n.e.c.	1	(D)	(D)	(D)	AA
NASH COUNTY						
	Total	481	268 794	96 328	20 545	4 619
70 ex. 704	Hotels, rooming houses, camps, and other lodging places (except membership lodging)	30	19 309	4 678	1 124	508
7011	Hotels and motels	27	19 169	4 649	1 117	503
7011 pt.	Hotels	9	(D)	(D)	(D)	EE
7011 pt.	Motels, motor hotels, and tourist courts	18	(D)	(D)	(D)	CC
702, 3	Other lodging places	3	140	29	7	5
72	Personal services	55	16 326	5 707	1 342	361
721	Laundry, cleaning, and garment services	19	10 673	3 771	926	245
7211	Power laundries, family and commercial*	—	—	—	—	—
7213	Linen supply*	—	—	—	—	—
7215	Coin-operated laundries and drycleaning	6	(D)	(D)	(D)	BB
7216	Drycleaning plants, except rug cleaning*	10	(D)	(D)	(D)	BB
7217	Carpet and upholstery cleaning	1	(D)	(D)	(D)	AA
7218	Industrial laundriers*	2	(D)	(D)	(D)	CC
7212, 9	Other laundry, cleaning, and garment services*	—	—	—	—	—
722	Photographic studios, portrait	5	673	154	33	16
723, 4	Beauty and barber shops	15	878	335	83	33
723	Beauty shops	14	(D)	(D)	(D)	BB
724	Barber shops	1	(D)	(D)	(D)	AA
725	Shoe repair shops and shoeshine parlors	2	(D)	(D)	(D)	AA
726	Funeral service and crematories	4	(D)	(D)	(D)	BB
729	Miscellaneous personal services	10	1 376	518	93	27
73	Business services	74	32 206	14 415	2 482	784
731	Advertising	3	(D)	(D)	(D)	BB
732	Consumer credit reporting agencies, mercantile reporting agencies, and adjustment and collection agencies	—	—	—	—	—
733	Mailing, reproduction, commercial art and photography, and stenographic services	6	(D)	(D)	(D)	BB
734	Services to dwellings and other buildings	18	5 496	2 723	615	351
735	Miscellaneous equipment rental and leasing	12	4 342	1 054	274	68
736	Personnel supply services	9	(D)	(D)	(D)	CC
737	Computer programming, data processing, and other computer related services	6	(D)	(D)	(D)	BB
7371, 2, 3	Computer programming, prepackaged software, and integrated systems	2	(D)	(D)	(D)	AA
7374, 5, 6	Data processing services	3	(D)	(D)	(D)	BB
7377, 8, 9	Computer rental and leasing, maintenance, and related services, n.e.c.	1	(D)	(D)	(D)	AA
738	Miscellaneous business services	20	(D)	(D)	(D)	CC
75	Automotive repair, services, and parking	54	16 045	3 928	921	252
751	Automotive rental and leasing, without drivers	7	(D)	(D)	(D)	BB
752	Automobile parking	—	—	—	—	—
753	Automotive repair shops	44	(D)	(D)	(D)	CC
7532	Top, body, and upholstery repair shops and paint shops	15	3 953	1 163	276	61
7538	General automotive repair shops	21	3 794	933	219	54
7533, 4, 6, 7, 9	Other automotive repair shops	8	(D)	(D)	(D)	BB
754	Automotive services, except repair	3	1 664	511	116	57
76	Miscellaneous repair services	18	18 080	6 356	1 922	274
762	Electrical repair shops	8	(D)	(D)	(D)	BB
7622	Radio and television repair shops	—	—	—	—	—
7623, 9	Other electrical and electronic repair shops	8	(D)	(D)	(D)	BB
763	Watch, clock, and jewelry repair	—	—	—	—	—
764	Reupholstery and furniture repair	1	(D)	(D)	(D)	AA
769	Miscellaneous repair and related services	9	(D)	(D)	(D)	CC

Table 6. Summary Statistics for Firms Subject to Federal Income Tax for Counties With 350 Establishments or More: 1992 — Con.

[Includes only establishments with payroll. For meaning of abbreviations and symbols, see introductory text. For explanation of terms and comparability of 1987 and 1992 censuses, see appendix A. For information on geographic areas followed by ▲, see appendix F]

SIC code	Geographic area and kind of business or operation	Establishments (number)	Receipts (\$1,000)	Annual payroll (\$1,000)	First-quarter payroll (\$1,000)	Paid employees for pay period including March 12 (number)
NASH COUNTY—Con.						
78, 79, 84	Amusement and recreation services, including motion pictures and museums	32	7 758	1 854	430	193
781, 2	Motion picture production, distribution, and services	1	(D)	(D)	(D)	AA
783	Motion picture theaters	3	(D)	(D)	(D)	BB
784	Video tape rental	10	(D)	(D)	(D)	BB
792	Theatrical producers (except motion picture), bands, orchestras, and entertainers	1	(D)	(D)	(D)	AA
793	Bowling centers	1	(D)	(D)	(D)	BB
79 ex. 792, 3; 84	Commercial sports and other amusement and recreation services, including museums	16	(D)	(D)	(D)	BB
80	Health services	120	117 924	44 504	9 289	1 588
801	Offices and clinics of doctors of medicine	54	67 840	25 322	4 710	540
802	Offices and clinics of dentists	28	10 473	4 081	979	174
803	Offices and clinics of doctors of osteopathy	—	—	—	—	—
804	Offices and clinics of other health practitioners	24	(D)	(D)	(D)	CC
805	Nursing and personal care facilities	3	(D)	(D)	(D)	EE
806	Hospitals	3	(D)	(D)	(D)	EE
807, 8, 9	Other health services	8	(D)	(D)	(D)	BB
81	Legal services	26	16 143	5 345	823	174
823, 4, 9	Selected educational services	2	(D)	(D)	(D)	AA
83	Social services	21	(D)	(D)	(D)	CC
835	Child day care services	18	(D)	(D)	(D)	CC
832, 3, 6, 9	Other social services	3	(D)	(D)	(D)	BB
87 ex. 8733	Engineering, accounting, research, management, and related services (except noncommercial research organizations)	49	21 065	7 811	1 799	255
871	Engineering, architectural, and surveying services	14	4 818	1 857	374	59
872	Accounting, auditing, and bookkeeping services	18	(D)	(D)	(D)	BB
873 ex. 8733	Research, development, and testing services (except noncommercial research organizations)	—	—	—	—	—
874	Management and public relations services	17	(D)	(D)	(D)	CC
89	Services, n.e.c.	—	—	—	—	—
NEW HANOVER COUNTY						
	Total	1 223	597 535	238 080	52 021	12 033
70 ex. 704	Hotels, rooming houses, camps, and other lodging places (except membership lodging)	48	35 706	8 665	1 805	934
7011	Hotels and motels	46	(D)	(D)	(D)	FF
7011 pt.	Hotels	25	(D)	(D)	(D)	FF
7011 pt.	Motels, motor hotels, and tourist courts	21	(D)	(D)	(D)	EE
702, 3	Other lodging places	2	(D)	(D)	(D)	AA
72	Personal services	112	34 874	12 683	3 042	1 025
721	Laundry, cleaning, and garment services	47	23 397	8 499	1 999	593
7211	Power laundries, family and commercial*	—	—	—	—	—
7213	Linen supply*	1	(D)	(D)	(D)	BB
7215	Coin-operated laundries and drycleaning	10	911	202	46	35
7216	Drycleaning plants, except rug cleaning*	21	(D)	(D)	(D)	CC
7217	Carpet and upholstery cleaning	9	(D)	(D)	(D)	BB
7218	Industrial laundriers*	2	(D)	(D)	(D)	CC
7212, 9	Other laundry, cleaning, and garment services*	4	242	69	16	8
722	Photographic studios, portrait	5	807	177	43	31
723, 4	Beauty and barber shops	32	(D)	(D)	(D)	CC
723	Beauty shops	29	3 695	1 476	322	151
724	Barber shops	3	(D)	(D)	(D)	AA
725	Shoe repair shops and shoeshine parlors	1	(D)	(D)	(D)	AA
726	Funeral service and crematories	7	3 865	1 241	296	49
729	Miscellaneous personal services	20	(D)	(D)	(D)	CC
73	Business services	223	129 967	60 248	13 574	3 502
731	Advertising	9	3 532	891	203	36
732	Consumer credit reporting agencies, mercantile reporting agencies, and adjustment and collection agencies	6	1 014	335	61	25
733	Mailing, reproduction, commercial art and photography, and stenographic services	15	3 897	1 253	238	76
734	Services to dwellings and other buildings	54	36 130	20 508	5 214	849
735	Miscellaneous equipment rental and leasing	21	14 455	2 855	656	124
736	Personnel supply services	35	(D)	(D)	(D)	GG
737	Computer programming, data processing, and other computer related services	25	(D)	(D)	(D)	CC
7371, 2, 3	Computer programming, prepackaged software, and integrated systems	17	(D)	(D)	(D)	CC
7374, 5, 6	Data processing services	3	(D)	(D)	(D)	AA
7377, 8, 9	Computer rental and leasing, maintenance, and related services, n.e.c.	5	1 170	286	81	13
738	Miscellaneous business services	58	(D)	(D)	(D)	FF

Table 6. Summary Statistics for Firms Subject to Federal Income Tax for Counties With 350 Establishments or More: 1992 — Con.

[Includes only establishments with payroll. For meaning of abbreviations and symbols, see introductory text. For explanation of terms and comparability of 1987 and 1992 censuses, see appendix A. For information on geographic areas followed by ▲, see appendix F]

SIC code	Geographic area and kind of business or operation	Establishments (number)	Receipts (\$1,000)	Annual payroll (\$1,000)	First-quarter payroll (\$1,000)	Paid employees for pay period including March 12 (number)
NEW HANOVER COUNTY — Con.						
75	Automotive repair, services, and parking -----	120	31 336	7 980	1 806	481
751	Automotive rental and leasing, without drivers -----	8	4 786	906	200	44
752	Automobile parking -----	3	(D)	(D)	(D)	AA
753	Automotive repair shops -----	94	(D)	(D)	(D)	EE
7532	Top, body, and upholstery repair shops and paint shops -----	16	4 949	1 623	382	73
7538	General automotive repair shops -----	52	11 921	2 843	631	152
7533, 4, 6, 7, 9	Other automotive repair shops -----	26	(D)	(D)	(D)	BB
754	Automotive services, except repair -----	15	(D)	(D)	(D)	CC
76	Miscellaneous repair services -----	61	15 835	5 660	1 322	293
762	Electrical repair shops -----	21	(D)	(D)	(D)	CC
7622	Radio and television repair shops -----	9	(D)	(D)	(D)	BB
7623, 9	Other electrical and electronic repair shops -----	12	(D)	(D)	(D)	CC
763	Watch, clock, and jewelry repair -----	3	(D)	(D)	(D)	AA
764	Reupholstery and furniture repair -----	4	(D)	(D)	(D)	AA
769	Miscellaneous repair and related services -----	33	8 227	2 716	604	135
78, 79, 84	Amusement and recreation services, including motion pictures and museums -----	77	29 675	6 612	1 349	762
781, 2	Motion picture production, distribution, and services -----	7	(D)	(D)	(D)	BB
783	Motion picture theaters -----	7	(D)	(D)	(D)	BB
784	Video tape rental -----	13	(D)	(D)	(D)	BB
792	Theatrical producers (except motion picture), bands, orchestras, and entertainers -----	1	(D)	(D)	(D)	AA
793	Bowling centers -----	3	(D)	(D)	(D)	CC
79 ex. 792, 3, 84	Commercial sports and other amusement and recreation services, including museums -----	46	14 725	3 620	733	403
80	Health services -----	261	171 952	76 948	15 427	2 638
801	Offices and clinics of doctors of medicine -----	113	105 019	52 848	10 040	1 051
802	Offices and clinics of dentists -----	61	22 971	7 760	1 748	402
803	Offices and clinics of doctors of osteopathy -----	—	—	—	—	—
804	Offices and clinics of other health practitioners -----	58	13 730	4 393	964	316
805	Nursing and personal care facilities -----	4	(D)	(D)	(D)	EE
806	Hospitals -----	1	(D)	(D)	(D)	BB
807, 8, 9	Other health services -----	24	16 304	6 546	1 414	432
81	Legal services -----	99	31 321	7 669	1 729	356
823, 4, 9	Selected educational services -----	10	(D)	(D)	(D)	BB
83	Social services -----	43	(D)	(D)	(D)	FF
835	Child day care services -----	33	(D)	(D)	(D)	EE
832, 3, 6, 9	Other social services -----	10	(D)	(D)	(D)	CC
87 ex. 8733	Engineering, accounting, research, management, and related services (except noncommercial research organizations) -----	156	100 261	44 772	10 308	1 385
871	Engineering, architectural, and surveying services -----	61	36 149	18 825	4 251	481
872	Accounting, auditing, and bookkeeping services -----	58	(D)	(D)	(D)	CC
873 ex. 8733	Research, development, and testing services (except noncommercial research organizations) -----	9	(D)	(D)	(D)	FF
874	Management and public relations services -----	28	11 310	5 124	1 122	145
89	Services, n.e.c. -----	13	(D)	(D)	(D)	BB
ONSLow COUNTY (Coextensive with Jacksonville, NC MSA; see table 7a.)						
ORANGE COUNTY						
Total -----		702	234 758	88 121	19 620	4 566
70 ex. 704	Hotels, rooming houses, camps, and other lodging places (except membership lodging) -----	22	19 014	5 883	1 264	527
7011	Hotels and motels -----	13	16 482	5 044	1 223	510
7011 pt.	Hotels -----	5	11 360	3 785	953	366
7011 pt.	Motels, motor hotels, and tourist courts -----	8	5 122	1 259	270	144
702, 3	Other lodging places -----	9	2 532	839	41	17

Table 6. Summary Statistics for Firms Subject to Federal Income Tax for Counties With 350 Establishments or More: 1992 — Con.

[Includes only establishments with payroll. For meaning of abbreviations and symbols, see introductory text. For explanation of terms and comparability of 1987 and 1992 censuses, see appendix A. For information on geographic areas followed by ▲, see appendix F]

SIC code	Geographic area and kind of business or operation	Establishments (number)	Receipts (\$1,000)	Annual payroll (\$1,000)	First-quarter payroll (\$1,000)	Paid employees for pay period including March 12 (number)
ORANGE COUNTY—Con.						
72	Personal services -----	59	11 995	4 332	1 081	458
721	Laundry, cleaning, and garment services -----	13	4 634	1 619	410	175
7211	Power laundries, family and commercial* -----	2	(D)	(D)	(D)	BB
7213	Linen supply* -----	—	—	—	—	—
7215	Coin-operated laundries and drycleaning -----	—	—	—	—	—
7216	Drycleaning plants, except rug cleaning* -----	5	3 019	1 134	300	130
7217	Carpet and upholstery cleaning -----	3	(D)	(D)	(D)	AA
7218	Industrial launderers* -----	1	(D)	(D)	(D)	AA
7212, 9	Other laundry, cleaning, and garment services* -----	2	(D)	(D)	(D)	AA
722	Photographic studios, portrait -----	4	887	174	38	70
723, 4	Beauty and barber shops -----	26	4 005	2 016	500	133
723	Beauty shops -----	23	(D)	(D)	(D)	CC
724	Barber shops -----	3	(D)	(D)	(D)	AA
725	Shoe repair shops and shoeshine parlors -----	3	(D)	(D)	(D)	AA
726	Funeral service and crematories -----	6	1 175	206	23	7
729	Miscellaneous personal services -----	7	(D)	(D)	(D)	BB
73	Business services -----	113	44 299	16 441	3 500	821
731	Advertising -----	3	(D)	(D)	(D)	CC
732	Consumer credit reporting agencies, mercantile reporting agencies, and adjustment and collection agencies -----	—	—	—	—	—
733	Mailing, reproduction, commercial art and photography, and stenographic services -----	10	2 068	761	164	34
734	Services to dwellings and other buildings -----	29	2 520	1 003	248	167
735	Miscellaneous equipment rental and leasing -----	2	(D)	(D)	(D)	AA
736	Personnel supply services -----	10	3 076	2 273	494	164
737	Computer programming, data processing, and other computer related services -----	34	(D)	(D)	(D)	CC
7371, 2, 3	Computer programming, prepackaged software, and integrated systems -----	23	(D)	(D)	(D)	BB
7374, 5, 6	Data processing services -----	4	(D)	(D)	(D)	AA
7377, 8, 9	Computer rental and leasing, maintenance, and related services, n.e.c. -----	7	(D)	(D)	(D)	AA
738	Miscellaneous business services -----	25	(D)	(D)	(D)	CC
75	Automotive repair, services, and parking -----	45	13 281	3 628	874	192
751	Automotive rental and leasing, without drivers -----	3	1 362	282	61	19
752	Automobile parking -----	2	(D)	(D)	(D)	AA
753	Automotive repair shops -----	37	11 439	3 243	780	157
7532	Top, body, and upholstery repair shops and paint shops -----	10	2 697	612	157	27
7538	General automotive repair shops -----	22	5 947	1 835	435	84
7533, 4, 6, 7, 9	Other automotive repair shops -----	5	2 795	796	188	46
754	Automotive services, except repair -----	3	(D)	(D)	(D)	AA
76	Miscellaneous repair services -----	15	(D)	(D)	(D)	BB
762	Electrical repair shops -----	4	(D)	(D)	(D)	AA
7622	Radio and television repair shops -----	1	(D)	(D)	(D)	AA
7623, 9	Other electrical and electronic repair shops -----	3	(D)	(D)	(D)	AA
763	Watch, clock, and jewelry repair -----	—	—	—	—	—
764	Reupholstery and furniture repair -----	3	410	104	20	9
769	Miscellaneous repair and related services -----	8	(D)	(D)	(D)	BB
78, 79, 84	Amusement and recreation services, including motion pictures and museums -----	50	16 290	4 188	924	401
781, 2	Motion picture production, distribution, and services -----	3	(D)	(D)	(D)	AA
783	Motion picture theaters -----	4	(D)	(D)	(D)	BB
784	Video tape rental -----	11	3 023	572	123	84
792	Theatrical producers (except motion picture), bands, orchestras, and entertainers -----	5	(D)	(D)	(D)	AA
793	Bowling centers -----	—	—	—	—	—
79 ex. 792, 3, 84	Commercial sports and other amusement and recreation services, including museums -----	27	10 500	3 161	706	252
80	Health services -----	185	64 030	28 259	6 508	1 178
801	Offices and clinics of doctors of medicine -----	60	26 230	13 177	3 233	407
802	Offices and clinics of dentists -----	41	13 100	5 536	1 122	200
803	Offices and clinics of doctors of osteopathy -----	—	—	—	—	—
804	Offices and clinics of other health practitioners -----	59	(D)	(D)	(D)	CC
805	Nursing and personal care facilities -----	5	6 224	3 213	796	238
806	Hospitals -----	—	—	—	—	—
807, 8, 9	Other health services -----	20	(D)	(D)	(D)	CC
81	Legal services -----	43	17 936	5 828	1 085	187
823, 4, 9	Selected educational services -----	9	(D)	(D)	(D)	BB
83	Social services -----	31	4 182	1 811	404	167
835	Child day care services -----	17	(D)	(D)	(D)	CC
832, 3, 6, 9	Other social services -----	14	(D)	(D)	(D)	BB

Table 6. Summary Statistics for Firms Subject to Federal Income Tax for Counties With 350 Establishments or More: 1992 — Con.

[Includes only establishments with payroll. For meaning of abbreviations and symbols, see introductory text. For explanation of terms and comparability of 1987 and 1992 censuses, see appendix A. For information on geographic areas followed by ▲, see appendix F]

SIC code	Geographic area and kind of business or operation	Establishments (number)	Receipts (\$1,000)	Annual payroll (\$1,000)	First-quarter payroll (\$1,000)	Paid employees for pay period including March 12 (number)
ORANGE COUNTY—Con.						
87 ex. 8733	Engineering, accounting, research, management, and related services (except noncommercial research organizations) -----	121	38 583	16 260	3 589	554
871	Engineering, architectural, and surveying services -----	38	13 044	5 760	1 290	194
872	Accounting, auditing, and bookkeeping services -----	22	4 777	1 978	491	90
873 ex. 8733	Research, development, and testing services (except noncommercial research organizations) -----	11	5 692	2 227	456	62
874	Management and public relations services -----	50	15 070	6 295	1 352	208
89	Services, n.e.c. -----	9	(D)	(D)	(D)	AA
PITT COUNTY (Coextensive with Greenville, NC MSA; see table 7a.)						
RANDOLPH COUNTY						
Total -----		476	171 581	61 105	13 676	3 487
70 ex. 704	Hotels, rooming houses, camps, and other lodging places (except membership lodging) -----	8	(D)	(D)	(D)	CC
7011	Hotels and motels -----	6	3 598	897	194	95
7011 pt.	Hotels -----	2	(D)	(D)	(D)	BB
7011 pt.	Motels, motor hotels, and tourist courts -----	4	(D)	(D)	(D)	BB
702, 3	Other lodging places -----	2	(D)	(D)	(D)	BB
72	Personal services -----	52	10 098	3 437	823	264
721	Laundry, cleaning, and garment services -----	21	3 967	1 415	328	114
7211	Power laundries, family and commercial* -----	1	(D)	(D)	(D)	AA
7213	Linen supply* -----	—	—	—	—	—
7215	Coin-operated laundries and drycleaning -----	5	708	82	19	11
7216	Drycleaning plants, except rug cleaning* -----	8	1 347	641	150	49
7217	Carpet and upholstery cleaning -----	2	(D)	(D)	(D)	AA
7218	Industrial laundries* -----	1	(D)	(D)	(D)	BB
7212, 9	Other laundry, cleaning, and garment services* -----	4	(D)	(D)	(D)	AA
722	Photographic studios, portrait -----	4	545	140	30	16
723, 4	Beauty and barber shops -----	13	1 072	440	107	50
723	Beauty shops -----	10	(D)	(D)	(D)	BB
724	Barber shops -----	3	(D)	(D)	(D)	AA
725	Shoe repair shops and shoeshine parlors -----	1	(D)	(D)	(D)	AA
726	Funeral service and crematories -----	6	3 772	1 277	303	52
729	Miscellaneous personal services -----	7	(D)	(D)	(D)	BB
73	Business services -----	68	23 531	10 810	2 714	678
731	Advertising -----	1	(D)	(D)	(D)	AA
732	Consumer credit reporting agencies, mercantile reporting agencies, and adjustment and collection agencies -----	2	(D)	(D)	(D)	BB
733	Mailing, reproduction, commercial art and photography, and stenographic services -----	3	(D)	(D)	(D)	AA
734	Services to dwellings and other buildings -----	35	3 276	1 325	267	162
735	Miscellaneous equipment rental and leasing -----	4	(D)	(D)	(D)	AA
736	Personnel supply services -----	6	5 718	4 945	1 470	334
737	Computer programming, data processing, and other computer related services -----	7	(D)	(D)	(D)	BB
7371, 2, 3	Computer programming, prepackaged software, and integrated systems -----	5	(D)	(D)	(D)	BB
7374, 5, 6	Data processing services -----	—	—	—	—	—
7377, 8, 9	Computer rental and leasing, maintenance, and related services, n.e.c. -----	2	(D)	(D)	(D)	BB
738	Miscellaneous business services -----	10	(D)	(D)	(D)	BB
75	Automotive repair, services, and parking -----	72	18 995	4 320	972	282
751	Automotive rental and leasing, without drivers -----	5	6 096	953	215	41
752	Automobile parking -----	—	—	—	—	—
753	Automotive repair shops -----	55	10 913	2 689	612	165
7532	Top, body, and upholstery repair shops and paint shops -----	18	3 685	932	216	55
7538	General automotive repair shops -----	25	4 257	916	209	57
7533, 4, 6, 7, 9	Other automotive repair shops -----	12	2 971	841	187	53
754	Automotive services, except repair -----	12	1 986	678	145	76
76	Miscellaneous repair services -----	39	12 944	3 525	734	174
762	Electrical repair shops -----	9	2 351	194	50	12
7622	Radio and television repair shops -----	6	(D)	(D)	(D)	AA
7623, 9	Other electrical and electronic repair shops -----	3	(D)	(D)	(D)	AA
763	Watch, clock, and jewelry repair -----	1	(D)	(D)	(D)	AA
764	Reupholstery and furniture repair -----	6	955	452	106	24
769	Miscellaneous repair and related services -----	23	(D)	(D)	(D)	CC

Table 6. Summary Statistics for Firms Subject to Federal Income Tax for Counties With 350 Establishments or More: 1992 — Con.

[Includes only establishments with payroll. For meaning of abbreviations and symbols, see introductory text. For explanation of terms and comparability of 1987 and 1992 censuses, see appendix A. For information on geographic areas followed by ▲, see appendix F]

SIC code	Geographic area and kind of business or operation	Establishments (number)	Receipts (\$1,000)	Annual payroll (\$1,000)	First-quarter payroll (\$1,000)	Paid employees for pay period including March 12 (number)
RANDOLPH COUNTY — Con.						
78, 79, 84	Amusement and recreation services, including motion pictures and museums	41	19 669	4 370	682	306
781, 2	Motion picture production, distribution, and services	1	(D)	(D)	(D)	AA
783	Motion picture theaters	2	(D)	(D)	(D)	BB
784	Video tape rental	12	2 007	382	73	50
792	Theatrical producers (except motion picture), bands, orchestras, and entertainers	1	—	—	—	—
793	Bowling centers	—	(D)	(D)	(D)	BB
79 ex. 792, 3; 84	Commercial sports and other amusement and recreation services, including museums	25	15 515	3 421	464	198
80	Health services	90	48 481	22 266	5 187	1 119
801	Offices and clinics of doctors of medicine	34	14 897	8 093	1 701	196
802	Offices and clinics of dentists	28	8 388	3 030	794	146
803	Offices and clinics of doctors of osteopathy	—	—	—	—	—
804	Offices and clinics of other health practitioners	13	3 596	979	216	48
805	Nursing and personal care facilities	4	13 183	6 989	1 678	560
806	Hospitals	—	—	—	—	—
807, 8, 9	Other health services	11	8 417	3 175	798	169
81	Legal services	25	7 118	1 741	380	74
823, 4, 9	Selected educational services	1	(D)	(D)	(D)	AA
83	Social services	28	4 455	2 018	435	235
835	Child day care services	21	2 790	1 428	302	166
832, 3, 6, 9	Other social services	7	1 665	590	133	69
87 ex. 8733	Engineering, accounting, research, management, and related services (except noncommercial research organizations)	47	15 496	5 868	1 198	196
871	Engineering, architectural, and surveying services	16	8 234	2 970	729	99
872	Accounting, auditing, and bookkeeping services	23	3 210	1 112	260	67
873 ex. 8733	Research, development, and testing services (except noncommercial research organizations)	—	—	—	—	—
874	Management and public relations services	8	4 052	1 786	209	30
89	Services, n.e.c.	5	(D)	(D)	(D)	BB
ROBESON COUNTY						
	Total	402	133 126	48 125	10 911	3 177
70 ex. 704	Hotels, rooming houses, camps, and other lodging places (except membership lodging)	20	11 856	2 682	732	383
7011	Hotels and motels	20	11 856	2 682	732	383
7011 pt.	Hotels	6	4 764	1 492	462	224
7011 pt.	Motels, motor hotels, and tourist courts	14	7 092	1 190	270	159
702, 3	Other lodging places	—	—	—	—	—
72	Personal services	55	8 269	2 159	557	236
721	Laundry, cleaning, and garment services	18	3 023	1 192	297	137
7211	Power laundries, family and commercial*	—	—	—	—	—
7213	Linen supply*	1	(D)	(D)	(D)	BB
7215	Coin-operated laundries and drycleaning	8	(D)	(D)	(D)	AA
7216	Drycleaning plants, except rug cleaning*	6	1 088	499	128	52
7217	Carpet and upholstery cleaning	1	(D)	(D)	(D)	AA
7218	Industrial launderers*	—	—	—	—	—
7212, 9	Other laundry, cleaning, and garment services*	2	(D)	(D)	(D)	BB
722	Photographic studios, portrait	1	(D)	(D)	(D)	AA
723, 4	Beauty and barber shops	17	1 169	278	77	35
723	Beauty shops	17	1 169	278	77	35
724	Barber shops	—	—	—	—	—
725	Shoe repair shops and shoeshine parlors	1	(D)	(D)	(D)	AA
726	Funeral service and crematories	11	3 142	454	72	30
729	Miscellaneous personal services	7	(D)	(D)	(D)	BB
73	Business services	40	16 015	5 869	1 264	516
731	Advertising	2	(D)	(D)	(D)	BB
732	Consumer credit reporting agencies, mercantile reporting agencies, and adjustment and collection agencies	—	—	—	—	—
733	Mailing, reproduction, commercial art and photography, and stenographic services	2	(D)	(D)	(D)	AA
734	Services to dwellings and other buildings	9	2 389	624	148	64
735	Miscellaneous equipment rental and leasing	4	3 076	615	149	38
736	Personnel supply services	7	5 095	3 636	763	350
737	Computer programming, data processing, and other computer related services	3	(D)	(D)	(D)	AA
7371, 2, 3	Computer programming, prepackaged software, and integrated systems	1	(D)	(D)	(D)	AA
7374, 5, 6	Data processing services	2	(D)	(D)	(D)	AA
7377, 8, 9	Computer rental and leasing, maintenance, and related services, n.e.c.	—	—	—	—	—
738	Miscellaneous business services	13	3 244	255	60	27

Table 6. Summary Statistics for Firms Subject to Federal Income Tax for Counties With 350 Establishments or More: 1992 — Con.

[Includes only establishments with payroll. For meaning of abbreviations and symbols, see introductory text. For explanation of terms and comparability of 1987 and 1992 censuses, see appendix A. For information on geographic areas followed by ▲, see appendix F]

SIC code	Geographic area and kind of business or operation	Establishments (number)	Receipts (\$1,000)	Annual payroll (\$1,000)	First-quarter payroll (\$1,000)	Paid employees for pay period including March 12 (number)
ROBESON COUNTY—Con.						
75	Automotive repair, services, and parking	49	10 848	2 304	555	153
751	Automotive rental and leasing, without drivers	3	(D)	(D)	(D)	BB
752	Automobile parking	—	—	—	—	—
753	Automotive repair shops	44	9 182	1 842	440	129
7532	Top, body, and upholstery repair shops and paint shops	8	1 416	187	51	22
7538	General automotive repair shops	25	5 825	1 211	286	73
7533, 4, 6, 7, 9	Other automotive repair shops	11	1 941	444	103	34
754	Automotive services, except repair	2	(D)	(D)	(D)	AA
76	Miscellaneous repair services	25	5 485	1 867	424	117
762	Electrical repair shops	10	3 061	1 333	314	74
7622	Radio and television repair shops	3	491	129	22	7
7623, 9	Other electrical and electronic repair shops	7	2 570	1 204	292	67
763	Watch, clock, and jewelry repair	—	—	—	—	—
764	Reupholstery and furniture repair	2	(D)	(D)	(D)	AA
769	Miscellaneous repair and related services	13	(D)	(D)	(D)	BB
78, 79, 84	Amusement and recreation services, including motion pictures and museums	28	4 985	1 170	255	132
781, 2	Motion picture production, distribution, and services	—	—	—	—	—
783	Motion picture theaters	2	(D)	(D)	(D)	BB
784	Video tape rental	11	1 488	347	85	46
792	Theatrical producers (except motion picture), bands, orchestras, and entertainers	1	(D)	(D)	(D)	AA
793	Bowling centers	2	(D)	(D)	(D)	AA
79 ex. 792, 3; 84	Commercial sports and other amusement and recreation services, including museums	12	1 646	508	100	40
80	Health services	89	52 896	24 751	5 362	1 102
801	Offices and clinics of doctors of medicine	40	25 573	12 525	2 804	328
802	Offices and clinics of dentists	19	6 216	2 763	525	117
803	Offices and clinics of doctors of osteopathy	—	—	—	—	—
804	Offices and clinics of other health practitioners	17	5 719	1 998	353	74
805	Nursing and personal care facilities	7	11 690	6 396	1 431	523
806	Hospitals	—	—	—	—	—
807, 8, 9	Other health services	6	3 698	1 069	249	60
81	Legal services	31	10 282	2 483	599	104
823, 4, 9	Selected educational services	1	(D)	(D)	(D)	AA
83	Social services	33	5 476	2 227	526	305
835	Child day care services	19	2 066	1 061	257	140
832, 3, 6, 9	Other social services	14	3 410	1 166	269	165
87 ex. 8733	Engineering, accounting, research, management, and related services (except noncommercial research organizations)	28	4 770	1 913	496	105
871	Engineering, architectural, and surveying services	10	(D)	(D)	(D)	BB
872	Accounting, auditing, and bookkeeping services	17	2 829	977	283	61
873 ex. 8733	Research, development, and testing services (except noncommercial research organizations)	1	(D)	(D)	(D)	AA
874	Management and public relations services	—	—	—	—	—
89	Services, n.e.c.	3	(D)	(D)	(D)	BB
ROCKINGHAM COUNTY						
	Total	356	99 069	34 857	7 435	2 233
70 ex. 704	Hotels, rooming houses, camps, and other lodging places (except membership lodging)	6	2 599	497	114	46
7011	Hotels and motels	6	2 599	497	114	46
7011 pt.	Hotels	5	(D)	(D)	(D)	BB
7011 pt.	Motels, motor hotels, and tourist courts	1	(D)	(D)	(D)	AA
702, 3	Other lodging places	—	—	—	—	—
72	Personal services	58	9 680	3 126	706	301
721	Laundry, cleaning, and garment services	24	2 957	1 104	255	140
7211	Power laundries, family and commercial*	1	(D)	(D)	(D)	AA
7213	Linen supply*	—	—	—	—	—
7215	Coin-operated laundries and drycleaning	11	(D)	(D)	(D)	AA
7216	Drycleaning plants, except rug cleaning*	9	1 552	652	171	98
7217	Carpet and upholstery cleaning	1	(D)	(D)	(D)	AA
7218	Industrial launderers*	1	(D)	(D)	(D)	AA
7212, 9	Other laundry, cleaning, and garment services*	1	(D)	(D)	(D)	AA
722	Photographic studios, portrait	3	650	98	23	16
723, 4	Beauty and barber shops	12	886	317	83	55
723	Beauty shops	12	886	317	83	55
724	Barber shops	—	—	—	—	—
725	Shoe repair shops and shoeshine parlors	1	(D)	(D)	(D)	AA
726	Funeral service and crematories	8	4 500	1 443	267	59
729	Miscellaneous personal services	10	(D)	(D)	(D)	BB

Table 6. Summary Statistics for Firms Subject to Federal Income Tax for Counties With 350 Establishments or More: 1992 — Con.

[Includes only establishments with payroll. For meaning of abbreviations and symbols, see introductory text. For explanation of terms and comparability of 1987 and 1992 censuses, see appendix A. For information on geographic areas followed by ▲, see appendix F]

SIC code	Geographic area and kind of business or operation	Establishments (number)	Receipts (\$1,000)	Annual payroll (\$1,000)	First-quarter payroll (\$1,000)	Paid employees for pay period including March 12 (number)
ROCKINGHAM COUNTY — Con.						
73	Business services	27	8 781	5 002	1 037	376
731	Advertising	—	—	—	—	—
732	Consumer credit reporting agencies, mercantile reporting agencies, and adjustment and collection agencies	—	—	—	—	—
733	Mailing, reproduction, commercial art and photography, and stenographic services	4	677	200	34	27
734	Services to dwellings and other buildings	10	2 232	868	181	58
735	Miscellaneous equipment rental and leasing	5	1 163	265	57	14
736	Personnel supply services	3	(D)	(D)	(D)	CC
737	Computer programming, data processing, and other computer related services	2	(D)	(D)	(D)	AA
7371, 2, 3	Computer programming, prepackaged software, and integrated systems	1	(D)	(D)	(D)	AA
7374, 5, 6	Data processing services	—	—	—	—	—
7377, 8, 9	Computer rental and leasing, maintenance, and related services, n.e.c.	1	(D)	(D)	(D)	AA
738	Miscellaneous business services	3	(D)	(D)	(D)	BB
75	Automotive repair, services, and parking	42	8 612	1 745	416	114
751	Automotive rental and leasing, without drivers	2	(D)	(D)	(D)	AA
752	Automobile parking	—	—	—	—	—
753	Automotive repair shops	39	(D)	(D)	(D)	CC
7532	Top, body, and upholstery repair shops and paint shops	8	1 723	500	113	27
7538	General automotive repair shops	24	3 459	747	175	56
7533, 4, 6, 7, 9	Other automotive repair shops	7	(D)	(D)	(D)	AA
754	Automotive services, except repair	1	(D)	(D)	(D)	AA
76	Miscellaneous repair services	16	(D)	(D)	(D)	BB
762	Electrical repair shops	5	446	62	15	16
7622	Radio and television repair shops	1	(D)	(D)	(D)	AA
7623, 9	Other electrical and electronic repair shops	4	(D)	(D)	(D)	AA
763	Watch, clock, and jewelry repair	1	(D)	(D)	(D)	AA
764	Reupholstery and furniture repair	—	—	—	—	—
769	Miscellaneous repair and related services	10	(D)	(D)	(D)	BB
78, 79, 84	Amusement and recreation services, including motion pictures and museums	21	6 396	1 423	292	125
781, 2	Motion picture production, distribution, and services	—	—	—	—	—
783	Motion picture theaters	1	(D)	(D)	(D)	AA
784	Video tape rental	5	1 796	316	73	31
792	Theatrical producers (except motion picture), bands, orchestras, and entertainers	1	(D)	(D)	(D)	AA
793	Bowling centers	1	(D)	(D)	(D)	AA
79 ex. 792, 3; 84	Commercial sports and other amusement and recreation services, including museums	13	3 507	788	149	70
80	Health services	95	46 846	18 198	3 869	877
801	Offices and clinics of doctors of medicine	40	20 842	7 517	1 499	238
802	Offices and clinics of dentists	24	9 546	3 863	717	146
803	Offices and clinics of doctors of osteopathy	1	(D)	(D)	(D)	AA
804	Offices and clinics of other health practitioners	16	4 088	989	229	60
805	Nursing and personal care facilities	7	9 755	4 957	1 223	363
806	Hospitals	—	—	—	—	—
807, 8, 9	Other health services	7	(D)	(D)	(D)	BB
81	Legal services	29	5 256	993	233	59
823, 4, 9	Selected educational services	2	(D)	(D)	(D)	AA
83	Social services	35	4 439	1 719	280	184
835	Child day care services	18	1 859	818	170	111
832, 3, 6, 9	Other social services	17	2 580	901	110	73
87 ex. 8733	Engineering, accounting, research, management, and related services (except noncommercial research organizations)	24	4 029	1 460	325	93
871	Engineering, architectural, and surveying services	8	1 020	437	53	19
872	Accounting, auditing, and bookkeeping services	11	2 381	823	220	48
873 ex. 8733	Research, development, and testing services (except noncommercial research organizations)	1	(D)	(D)	(D)	AA
874	Management and public relations services	4	(D)	(D)	(D)	BB
89	Services, n.e.c.	1	(D)	(D)	(D)	AA

Table 6. Summary Statistics for Firms Subject to Federal Income Tax for Counties With 350 Establishments or More: 1992 — Con.

[Includes only establishments with payroll. For meaning of abbreviations and symbols, see introductory text. For explanation of terms and comparability of 1987 and 1992 censuses, see appendix A. For information on geographic areas followed by ▲, see appendix F]

SIC code	Geographic area and kind of business or operation	Establishments (number)	Receipts (\$1,000)	Annual payroll (\$1,000)	First-quarter payroll (\$1,000)	Paid employees for pay period including March 12 (number)
ROWAN COUNTY						
	Total	499	176 929	67 511	15 484	4 342
70 ex. 704	Hotels, rooming houses, camps, and other lodging places (except membership lodging)	11	(D)	(D)	(D)	CC
7011	Hotels and motels	10	7 155	1 865	426	167
7011 pt.	Hotels	2	(D)	(D)	(D)	BB
7011 pt.	Motels, motor hotels, and tourist courts	8	(D)	(D)	(D)	CC
702, 3	Other lodging places	1	(D)	(D)	(D)	AA
72	Personal services	62	12 214	4 365	1 083	356
721	Laundry, cleaning, and garment services	21	5 100	2 048	489	161
7211	Power laundries, family and commercial*	—	—	—	—	—
7213	Linen supply*	1	(D)	(D)	(D)	AA
7215	Coin-operated laundries and drycleaning	5	397	31	8	6
7216	Drycleaning plants, except rug cleaning*	10	1 862	788	183	72
7217	Carpet and upholstery cleaning	2	(D)	(D)	(D)	AA
7218	Industrial laundriers*	1	(D)	(D)	(D)	AA
7212, 9	Other laundry, cleaning, and garment services*	2	(D)	(D)	(D)	BB
722	Photographic studios, portrait	5	516	116	29	16
723, 4	Beauty and barber shops	21	1 483	532	128	48
723	Beauty shops	19	(D)	(D)	(D)	BB
724	Barber shops	2	(D)	(D)	(D)	AA
725	Shoe repair shops and shoeshine parlors	—	—	—	—	—
726	Funeral service and crematories	6	4 060	1 349	319	63
729	Miscellaneous personal services	9	1 055	320	118	68
73	Business services	64	26 410	9 894	2 038	954
731	Advertising	1	(D)	(D)	(D)	AA
732	Consumer credit reporting agencies, mercantile reporting agencies, and adjustment and collection agencies	3	(D)	(D)	(D)	AA
733	Mailing, reproduction, commercial art and photography, and stenographic services	6	1 218	266	62	16
734	Services to dwellings and other buildings	19	3 578	1 160	278	83
735	Miscellaneous equipment rental and leasing	6	4 406	933	153	39
736	Personnel supply services	8	5 527	3 561	697	493
737	Computer programming, data processing, and other computer related services	6	(D)	(D)	(D)	AA
7371, 2, 3	Computer programming, prepackaged software, and integrated systems	2	(D)	(D)	(D)	AA
7374, 5, 6	Data processing services	1	(D)	(D)	(D)	AA
7377, 8, 9	Computer rental and leasing, maintenance, and related services, n.e.c.	3	(D)	(D)	(D)	AA
738	Miscellaneous business services	15	9 700	3 241	670	289
75	Automotive repair, services, and parking	58	10 710	3 296	702	202
751	Automotive rental and leasing, without drivers	3	(D)	(D)	(D)	AA
752	Automobile parking	—	—	—	—	—
753	Automotive repair shops	48	7 471	2 127	419	105
7532	Top, body, and upholstery repair shops and paint shops	13	1 968	526	116	24
7538	General automotive repair shops	17	2 302	614	145	39
7533, 4, 6, 7, 9	Other automotive repair shops	18	3 201	987	158	42
754	Automotive services, except repair	7	(D)	(D)	(D)	BB
76	Miscellaneous repair services	26	(D)	(D)	(D)	CC
762	Electrical repair shops	6	886	295	68	18
7622	Radio and television repair shops	1	(D)	(D)	(D)	AA
7623, 9	Other electrical and electronic repair shops	5	(D)	(D)	(D)	AA
763	Watch, clock, and jewelry repair	1	(D)	(D)	(D)	AA
764	Reupholstery and furniture repair	6	(D)	(D)	(D)	AA
769	Miscellaneous repair and related services	13	(D)	(D)	(D)	BB
78, 79, 84	Amusement and recreation services, including motion pictures and museums	37	8 995	2 093	561	204
781, 2	Motion picture production, distribution, and services	—	—	—	—	—
783	Motion picture theaters	2	(D)	(D)	(D)	AA
784	Video tape rental	8	(D)	(D)	(D)	BB
792	Theatrical producers (except motion picture), bands, orchestras, and entertainers	—	—	—	—	—
793	Bowling centers	1	(D)	(D)	(D)	AA
79 ex. 792, 3, 84	Commercial sports and other amusement and recreation services, including museums	26	5 463	1 423	406	116
80	Health services	128	76 031	34 653	7 945	1 685
801	Offices and clinics of doctors of medicine	58	30 098	13 859	3 031	363
802	Offices and clinics of dentists	30	9 171	3 627	710	151
803	Offices and clinics of doctors of osteopathy	—	—	—	—	—
804	Offices and clinics of other health practitioners	21	4 808	1 394	311	71
805	Nursing and personal care facilities	10	22 685	10 721	2 763	838
806	Hospitals	—	—	—	—	—
807, 8, 9	Other health services	9	9 269	5 052	1 130	262
81	Legal services	37	11 269	2 433	564	131
823, 4, 9	Selected educational services	3	(D)	(D)	(D)	AA

Table 6. Summary Statistics for Firms Subject to Federal Income Tax for Counties With 350 Establishments or More: 1992 — Con.

[Includes only establishments with payroll. For meaning of abbreviations and symbols, see introductory text. For explanation of terms and comparability of 1987 and 1992 censuses, see appendix A. For information on geographic areas followed by ▲, see appendix F]

SIC code	Geographic area and kind of business or operation	Establishments (number)	Receipts (\$1,000)	Annual payroll (\$1,000)	First-quarter payroll (\$1,000)	Paid employees for pay period including March 12 (number)
ROWAN COUNTY — Con.						
83	Social services	30	7 009	3 224	751	355
835	Child day care services	21	2 483	1 226	304	166
832, 3, 6, 9	Other social services	9	4 526	1 998	447	189
87 ex. 8733	Engineering, accounting, research, management, and related services (except noncommercial research organizations)	43	9 129	3 416	821	160
871	Engineering, architectural, and surveying services	18	3 756	1 516	340	76
872	Accounting, auditing, and bookkeeping services	17	4 124	1 244	353	70
873 ex. 8733	Research, development, and testing services (except noncommercial research organizations)	1	(D)	(D)	(D)	AA
874	Management and public relations services	7	(D)	(D)	(D)	AA
89	Services, n.e.c.	-	-	-	-	-
SURRY COUNTY						
Total		355	94 019	36 162	7 991	2 145
70 ex. 704	Hotels, rooming houses, camps, and other lodging places (except membership lodging)	11	2 212	442	88	43
7011	Hotels and motels	9	(D)	(D)	(D)	BB
7011 pt.	Hotels	3	(D)	(D)	(D)	AA
7011 pt.	Motels, motor hotels, and tourist courts	6	1 620	290	64	26
702, 3	Other lodging places	2	(D)	(D)	(D)	AA
72	Personal services	47	9 390	3 030	776	253
721	Laundry, cleaning, and garment services	17	2 477	914	220	85
7211	Power laundries, family and commercial*	-	-	-	-	-
7213	Linen supply*	-	-	-	-	-
7215	Coin-operated laundries and drycleaning	6	220	51	12	9
7216	Drycleaning plants, except rug cleaning*	7	1 339	538	122	52
7217	Carpet and upholstery cleaning	1	(D)	(D)	(D)	AA
7218	Industrial laundriers*	1	(D)	(D)	(D)	AA
7212, 9	Other laundry, cleaning, and garment services*	2	(D)	(D)	(D)	AA
722	Photographic studios, portrait	4	1 581	458	109	42
723, 4	Beauty and barber shops	13	1 059	377	88	35
723	Beauty shops	13	1 059	377	88	35
724	Barber shops	-	-	-	-	-
725	Shoe repair shops and shoeshine parlors	-	-	-	-	-
726	Funeral service and crematories	7	3 733	1 093	260	45
729	Miscellaneous personal services	6	540	188	99	46
73	Business services	36	11 610	6 312	1 365	467
731	Advertising	1	(D)	(D)	(D)	AA
732	Consumer credit reporting agencies, mercantile reporting agencies, and adjustment and collection agencies	1	(D)	(D)	(D)	AA
733	Mailing, reproduction, commercial art and photography, and stenographic services	2	(D)	(D)	(D)	AA
734	Services to dwellings and other buildings	10	798	334	72	34
735	Miscellaneous equipment rental and leasing	5	1 550	433	92	17
736	Personnel supply services	7	6 079	4 628	1 030	386
737	Computer programming, data processing, and other computer related services	4	458	93	15	2
7371, 2, 3	Computer programming, prepackaged software, and integrated systems	1	(D)	(D)	(D)	AA
7374, 5, 6	Data processing services	1	(D)	(D)	(D)	AA
7377, 8, 9	Computer rental and leasing, maintenance, and related services, n.e.c.	2	(D)	(D)	(D)	AA
738	Miscellaneous business services	6	(D)	(D)	(D)	BB
75	Automotive repair, services, and parking	48	10 204	2 467	587	175
751	Automotive rental and leasing, without drivers	1	(D)	(D)	(D)	AA
752	Automobile parking	-	-	-	-	-
753	Automotive repair shops	41	9 235	2 280	539	156
7532	Top, body, and upholstery repair shops and paint shops	11	939	208	50	16
7538	General automotive repair shops	25	4 992	1 228	292	91
7533, 4, 6, 7, 9	Other automotive repair shops	5	3 304	844	197	49
754	Automotive services, except repair	6	(D)	(D)	(D)	AA
76	Miscellaneous repair services	16	2 752	816	191	53
762	Electrical repair shops	6	834	119	30	9
7622	Radio and television repair shops	2	(D)	(D)	(D)	AA
7623, 9	Other electrical and electronic repair shops	4	(D)	(D)	(D)	AA
763	Watch, clock, and jewelry repair	-	-	-	-	-
764	Reupholstery and furniture repair	1	(D)	(D)	(D)	AA
769	Miscellaneous repair and related services	9	(D)	(D)	(D)	BB

Table 6. Summary Statistics for Firms Subject to Federal Income Tax for Counties With 350 Establishments or More: 1992 — Con.

[Includes only establishments with payroll. For meaning of abbreviations and symbols, see introductory text. For explanation of terms and comparability of 1987 and 1992 censuses, see appendix A. For information on geographic areas followed by ▲, see appendix F]

SIC code	Geographic area and kind of business or operation	Establishments (number)	Receipts (\$1,000)	Annual payroll (\$1,000)	First-quarter payroll (\$1,000)	Paid employees for pay period including March 12 (number)
SURRY COUNTY—Con.						
78, 79, 84	Amusement and recreation services, including motion pictures and museums	22	5 187	1 107	251	116
781, 2	Motion picture production, distribution, and services	—	—	—	—	—
783	Motion picture theaters	2	(D)	(D)	(D)	AA
784	Video tape rental	7	1 293	227	53	31
792	Theatrical producers (except motion picture), bands, orchestras, and entertainers	—	—	—	—	—
793	Bowling centers	1	(D)	(D)	(D)	AA
79 ex. 792, 3; 84	Commercial sports and other amusement and recreation services, including museums	12	3 028	751	167	62
80	Health services	82	38 154	17 172	3 634	668
801	Offices and clinics of doctors of medicine	39	17 506	8 071	1 588	212
802	Offices and clinics of dentists	20	6 083	2 848	618	113
803	Offices and clinics of doctors of osteopathy	1	(D)	(D)	(D)	AA
804	Offices and clinics of other health practitioners	13	3 660	1 142	243	52
805	Nursing and personal care facilities	5	9 673	4 708	1 088	273
806	Hospitals	—	—	—	—	—
807, 8, 9	Other health services	4	(D)	(D)	(D)	AA
81	Legal services	33	5 526	1 302	286	80
823, 4, 9	Selected educational services	—	—	—	—	—
83	Social services	20	3 391	1 600	354	178
835	Child day care services	13	1 307	611	140	76
832, 3, 6, 9	Other social services	7	2 084	989	214	102
87 ex. 8733	Engineering, accounting, research, management, and related services (except noncommercial research organizations)	40	5 593	1 914	459	112
871	Engineering, architectural, and surveying services	14	(D)	(D)	(D)	BB
872	Accounting, auditing, and bookkeeping services	24	3 307	1 074	265	68
873 ex. 87333	Research, development, and testing services (except noncommercial research organizations)	—	—	—	—	—
874	Management and public relations services	2	(D)	(D)	(D)	AA
89	Services, n.e.c.	—	—	—	—	—
UNION COUNTY						
	Total	388	119 514	46 574	10 403	2 406
70 ex. 704	Hotels, rooming houses, camps, and other lodging places (except membership lodging)	8	2 701	827	183	78
7011	Hotels and motels	8	2 701	827	183	78
7011 pt.	Hotels	4	(D)	(D)	(D)	BB
7011 pt.	Motels, motor hotels, and tourist courts	4	(D)	(D)	(D)	BB
702, 3	Other lodging places	—	—	—	—	—
72	Personal services	45	11 715	4 161	1 039	304
721	Laundry, cleaning, and garment services	16	5 669	2 517	603	171
7211	Power laundries, family and commercial*	—	—	—	—	—
7213	Linen supply*	—	—	—	—	—
7215	Coin-operated laundries and drycleaning	5	(D)	(D)	(D)	AA
7216	Drycleaning plants, except rug cleaning*	6	4 272	2 130	529	143
7217	Carpet and upholstery cleaning	4	1 143	342	61	21
7218	Industrial launderers*	—	—	—	—	—
7212, 9	Other laundry, cleaning, and garment services*	1	(D)	(D)	(D)	AA
722	Photographic studios, portrait	4	(D)	(D)	(D)	AA
723, 4	Beauty and barber shops	16	1 262	479	98	41
723	Beauty shops	12	(D)	(D)	(D)	BB
724	Barber shops	4	(D)	(D)	(D)	AA
725	Shoe repair shops and shoeshine parlors	—	—	—	—	—
726	Funeral service and crematories	4	(D)	(D)	(D)	BB
729	Miscellaneous personal services	5	(D)	(D)	(D)	BB
73	Business services	55	17 485	5 984	1 349	324
731	Advertising	—	—	—	—	—
732	Consumer credit reporting agencies, mercantile reporting agencies, and adjustment and collection agencies	—	—	—	—	—
733	Mailing, reproduction, commercial art and photography, and stenographic services	3	(D)	(D)	(D)	AA
734	Services to dwellings and other buildings	17	2 803	970	182	62
735	Miscellaneous equipment rental and leasing	7	(D)	(D)	(D)	BB
736	Personnel supply services	2	(D)	(D)	(D)	CC
737	Computer programming, data processing, and other computer related services	12	3 818	1 451	378	36
7371, 2, 3	Computer programming, prepackaged software, and integrated systems	10	(D)	(D)	(D)	BB
7374, 5, 6	Data processing services	—	—	—	—	—
7377, 8, 9	Computer rental and leasing, maintenance, and related services, n.e.c.	2	(D)	(D)	(D)	AA
738	Miscellaneous business services	14	(D)	(D)	(D)	BB

Table 6. Summary Statistics for Firms Subject to Federal Income Tax for Counties With 350 Establishments or More: 1992 — Con.

[Includes only establishments with payroll. For meaning of abbreviations and symbols, see introductory text. For explanation of terms and comparability of 1987 and 1992 censuses, see appendix A. For information on geographic areas followed by ▲, see appendix F]

SIC code	Geographic area and kind of business or operation	Establishments (number)	Receipts (\$1,000)	Annual payroll (\$1,000)	First-quarter payroll (\$1,000)	Paid employees for pay period including March 12 (number)
UNION COUNTY — Con.						
75	Automotive repair, services, and parking -----	58	13 948	3 887	915	222
751	Automotive rental and leasing, without drivers -----	1	(D)	(D)	(D)	AA
752	Automobile parking -----	—	—	—	—	—
753	Automotive repair shops -----	47	11 826	3 071	734	155
7532	Top, body, and upholstery repair shops and paint shops -----	15	2 233	768	182	47
7538	General automotive repair shops -----	21	5 491	1 811	434	81
7533, 4, 6, 7, 9	Other automotive repair shops -----	11	4 102	492	118	27
754	Automotive services, except repair -----	10	(D)	(D)	(D)	BB
76	Miscellaneous repair services -----	31	8 055	2 464	623	132
762	Electrical repair shops -----	7	982	286	62	13
7622	Radio and television repair shops -----	—	—	—	—	—
7623, 9	Other electrical and electronic repair shops -----	7	982	286	62	13
763	Watch, clock, and jewelry repair -----	—	—	—	—	—
764	Reupholstery and furniture repair -----	1	(D)	(D)	(D)	AA
769	Miscellaneous repair and related services -----	23	(D)	(D)	(D)	CC
78, 79, 84	Amusement and recreation services, including motion pictures and museums -----	22	3 597	779	193	107
781, 2	Motion picture production, distribution, and services -----	1	(D)	(D)	(D)	AA
783	Motion picture theaters -----	1	(D)	(D)	(D)	BB
784	Video tape rental -----	4	1 044	209	51	24
792	Theatrical producers (except motion picture), bands, orchestras, and entertainers -----	—	—	—	—	—
793	Bowling centers -----	1	(D)	(D)	(D)	AA
79 ex. 792, 3, 84	Commercial sports and other amusement and recreation services, including museums -----	15	1 185	333	83	43
80	Health services -----	65	45 141	21 988	4 592	825
801	Offices and clinics of doctors of medicine -----	29	21 447	11 636	2 252	267
802	Offices and clinics of dentists -----	15	5 230	2 288	499	74
803	Offices and clinics of doctors of osteopathy -----	—	—	—	—	—
804	Offices and clinics of other health practitioners -----	9	(D)	(D)	(D)	BB
805	Nursing and personal care facilities -----	3	9 578	4 496	1 082	350
806	Hospitals -----	—	—	—	—	—
807, 8, 9	Other health services -----	9	(D)	(D)	(D)	BB
81	Legal services -----	28	5 433	1 880	399	75
823, 4, 9	Selected educational services -----	3	(D)	(D)	(D)	AA
83	Social services -----	26	3 925	1 622	385	180
835	Child day care services -----	20	(D)	(D)	(D)	CC
832, 3, 6, 9	Other social services -----	6	(D)	(D)	(D)	BB
87 ex. 8733	Engineering, accounting, research, management, and related services (except noncommercial research organizations) -----	45	6 963	2 776	682	136
871	Engineering, architectural, and surveying services -----	18	3 396	1 530	353	68
872	Accounting, auditing, and bookkeeping services -----	20	2 776	1 133	294	60
873 ex. 8733	Research, development, and testing services (except noncommercial research organizations) -----	—	—	—	—	—
874	Management and public relations services -----	7	791	113	35	8
89	Services, n.e.c. -----	2	(D)	(D)	(D)	AA
WAKE COUNTY						
	Total -----	4 311	3 315 315	1 298 827	286 163	58 202
70 ex. 704	Hotels, rooming houses, camps, and other lodging places (except membership lodging) -----	66	(D)	(D)	(D)	HH
7011	Hotels and motels -----	62	100 446	28 164	6 914	2 669
7011 pt.	Hotels -----	34	81 398	22 480	5 526	2 071
7011 pt.	Hotels, 25 guestrooms or more -----	32	(D)	(D)	(D)	GG
7011 pt.	Hotels, less than 25 guestrooms -----	2	(D)	(D)	(D)	AA
7011 pt.	Motels, motor hotels, and tourist courts -----	28	19 048	5 684	1 388	598
7011 pt.	Motels, tourist courts -----	24	14 268	4 042	963	442
7011 pt.	Motor hotels -----	4	4 780	1 642	425	156
702, 3	Other lodging places -----	4	(D)	(D)	(D)	AA
702	Rooming and boarding houses -----	3	(D)	(D)	(D)	AA
703	Camps and recreational vehicle parks -----	1	(D)	(D)	(D)	AA

Table 6. Summary Statistics for Firms Subject to Federal Income Tax for Counties With 350 Establishments or More: 1992 — Con.

[Includes only establishments with payroll. For meaning of abbreviations and symbols, see introductory text. For explanation of terms and comparability of 1987 and 1992 censuses, see appendix A. For information on geographic areas followed by ▲, see appendix F]

SIC code	Geographic area and kind of business or operation	Establishments (number)	Receipts (\$1,000)	Annual payroll (\$1,000)	First-quarter payroll (\$1,000)	Paid employees for pay period including March 12 (number)
WAKE COUNTY — Con.						
72	Personal services	385	96 752	35 306	8 460	2 973
721	Laundry, cleaning, and garment services	113	39 227	14 500	3 339	1 080
7211	Power laundries, family and commercial*	2	(D)	(D)	(D)	AA
7213	Linen supply*	2	(D)	(D)	(D)	CC
7215	Coin-operated laundries and drycleaning	20	6 076	983	234	114
7216	Drycleaning plants, except rug cleaning*	52	17 603	7 728	1 785	631
7217	Carpet and upholstery cleaning	20	4 919	1 746	381	103
7218	Industrial launderers*	1	(D)	(D)	(D)	BB
7212, 9	Other laundry, cleaning, and garment services*	16	(D)	(D)	(D)	BB
7212	Garment pressing, and agents for laundries and drycleaners	5	(D)	(D)	(D)	BB
7219	Laundry and garment services, n.e.c.*	11	(D)	(D)	(D)	BB
722	Photographic studios, portrait	34	6 303	1 542	290	146
723, 4	Beauty and barber shops	152	28 333	12 969	3 071	910
723	Beauty shops	140	27 255	12 554	2 970	878
724	Barber shops	12	1 078	415	101	32
725	Shoe repair shops and shoeshine parlors	9	722	132	35	14
726	Funeral service and crematories	17	9 144	2 297	543	117
729	Miscellaneous personal services	60	13 023	3 866	1 182	706
7291	Tax return preparation services	19	3 071	1 187	497	427
7299	Miscellaneous personal services, n.e.c.	41	9 952	2 679	685	279
73	Business services	1 021	1 214 156	487 382	107 344	26 701
731	Advertising	61	51 132	16 501	3 930	448
7311	Advertising agencies	47	41 429	14 464	3 471	384
7312	Outdoor advertising services	5	(D)	(D)	(D)	BB
7313	Radio, television, publishers' advertising representatives	3	(D)	(D)	(D)	AA
7319	Advertising, n.e.c.	6	(D)	(D)	(D)	AA
732	Consumer credit reporting agencies, mercantile reporting agencies, and adjustment and collection agencies	12	8 855	2 240	528	105
7322	Adjustment and collection services	7	(D)	(D)	(D)	BB
7323	Credit reporting services	5	(D)	(D)	(D)	BB
733	Mailing, reproduction, commercial art and photography, and stenographic services	103	30 984	8 959	2 063	460
7331	Direct mail advertising services	10	2 808	578	141	43
7334	Photocopying and duplicating services	14	7 566	2 240	504	151
7335, 6	Commercial photography, art, and graphics	59	17 166	4 643	1 070	192
7335	Commercial photography	12	2 717	700	170	25
7336	Commercial art and graphic design	47	14 449	3 943	900	167
7338	Secretarial and court reporting services	20	3 444	1 498	348	74
734	Services to dwellings and other buildings	201	65 756	36 966	9 194	3 560
7342	Disinfecting and pest control services	26	13 378	5 849	1 243	238
7349	Building cleaning and maintenance services, n.e.c.	175	52 378	31 117	7 951	3 322
735	Miscellaneous equipment rental and leasing	60	58 340	14 924	3 445	580
7352	Medical equipment rental and leasing	7	(D)	(D)	(D)	CC
7353	Heavy construction equipment rental and leasing	8	(D)	(D)	(D)	BB
7359	Equipment rental and leasing, n.e.c.	45	26 104	6 227	1 453	303
736	Personnel supply services	104	174 504	119 498	22 638	12 643
7361	Employment agencies	33	14 486	9 210	1 735	514
7363	Help supply services	71	160 018	110 288	20 903	12 129
7363 pt.	Temporary help supply	64	(D)	(D)	(D)	JJ
7363 pt.	Help supply, except temporary	7	(D)	(D)	(D)	CC
737	Computer programming, data processing, and other computer related services	262	700 810	237 909	53 500	5 504
7371, 2, 3	Computer programming, prepackaged software, and integrated systems	165	570 851	191 169	42 759	4 169
7371	Computer programming services	110	112 501	60 965	14 759	1 313
7372	Prepackaged software	31	(D)	(D)	(D)	HH
7373	Computer integrated systems	24	(D)	(D)	(D)	CC
7374, 5, 6	Data processing services	26	49 589	20 694	4 393	655
7374, 5	Computer processing, information retrieval	24	(D)	(D)	(D)	FF
7376	Computer facilities management services	2	(D)	(D)	(D)	AA
7377, 8, 9	Computer rental and leasing, maintenance, and related services, n.e.c.	71	80 370	26 046	6 348	680
7377	Computer rental and leasing	4	(D)	(D)	(D)	AA
7378	Computer maintenance and repair	28	50 321	9 950	2 475	306
7379	Computer related services, n.e.c.	39	(D)	(D)	(D)	EE
738	Miscellaneous business services	218	123 775	50 385	12 046	3 401
7381, 2	Detective agencies and protective services	38	38 194	24 809	6 004	1 843
7381	Detective, guard, and armored car services	31	(D)	(D)	(D)	GG
7382	Security systems services	7	(D)	(D)	(D)	BB
7383	News syndicates	6	(D)	(D)	(D)	BB
7384	Photofinishing laboratories*	25	4 803	1 416	316	129
7389	Business services, n.e.c.	149	(D)	(D)	(D)	GG
7389 pt.	Sign painting shops	4	(D)	(D)	(D)	AA
7389 pt.	Interior designing	26	6 727	825	196	62
7389 pt.	Telephone answering services	6	(D)	(D)	(D)	BB
7389 pt.	Other business services	113	64 411	20 877	4 936	1 224

Table 6. Summary Statistics for Firms Subject to Federal Income Tax for Counties With 350 Establishments or More: 1992 — Con.

[Includes only establishments with payroll. For meaning of abbreviations and symbols, see introductory text. For explanation of terms and comparability of 1987 and 1992 censuses, see appendix A. For information on geographic areas followed by ▲, see appendix F]

SIC code	Geographic area and kind of business or operation	Establishments (number)	Receipts (\$1,000)	Annual payroll (\$1,000)	First-quarter payroll (\$1,000)	Paid employees for pay period including March 12 (number)
WAKE COUNTY — Con.						
75	Automotive repair, services, and parking	335	180 464	39 182	9 331	2 349
751	Automotive rental and leasing, without drivers	27	75 056	10 507	2 564	607
7513	Truck rental and leasing, without drivers	11	(D)	(D)	(D)	BB
7514, 5	Passenger car rental and leasing	14	62 220	9 202	2 179	547
7514	Passenger car rental	14	62 220	9 202	2 179	547
7515	Passenger car leasing	—	—	—	—	—
7519	Utility trailer and recreational vehicle rental	2	(D)	(D)	(D)	AA
752	Automobile parking	18	(D)	(D)	(D)	BB
753	Automotive repair shops	250	88 666	24 150	5 656	1 103
7532	Top, body, and upholstery repair shops and paint shops	56	20 194	5 695	1 387	249
7532 pt.	Top and body repair shops	51	19 224	5 444	1 333	237
7532 pt.	Paint shops	5	970	251	54	12
7538	General automotive repair shops	141	47 547	13 051	3 076	601
7538 pt.	General automotive repair shops, except diesel	129	43 137	12 067	2 849	556
7538 pt.	Diesel repair shops	12	4 410	984	227	45
7533, 4, 6, 7, 9	Other automotive repair shops	53	20 925	5 404	1 193	253
7533	Automotive exhaust system repair shops	8	3 971	1 171	247	40
7534	Tire retreading and repair shops	6	2 494	545	129	25
7536	Automotive glass replacement shops	9	6 157	1 537	301	76
7537	Automotive transmission repair shops	13	3 217	784	176	38
7539	Automotive repair shops, n.e.c.	17	5 086	1 367	340	74
7539 pt.	Radiator repair	2	(D)	(D)	(D)	AA
7539 pt.	Brake, front end, and wheel alignment	5	898	240	74	16
7539 pt.	Automotive electrical and fuel system services	9	(D)	(D)	(D)	BB
7539 pt.	Other automotive repair shops, n.e.c.	1	(D)	(D)	(D)	AA
754	Automotive services, except repair	40	(D)	(D)	(D)	FF
7542	Carwashes	20	(D)	(D)	(D)	EE
7549	Automotive services, except repair and carwashes	20	10 372	2 798	742	303
76	Miscellaneous repair services	165	55 569	17 925	4 257	841
762	Electrical repair shops	61	21 032	7 683	1 799	357
7622	Radio and television repair shops	23	6 558	1 980	592	125
7623, 9	Other electrical and electronic repair shops	38	14 474	5 703	1 207	232
7623	Refrigeration and air-conditioning service and repair shops	8	3 962	1 232	305	47
7629	Electrical and electronic repair shops, n.e.c.	30	10 512	4 471	902	185
763	Watch, clock, and jewelry repair	1	(D)	(D)	(D)	AA
764	Reupholstery and furniture repair	21	3 294	939	227	68
769	Miscellaneous repair and related services	82	(D)	(D)	(D)	EE
7692	Welding repair	9	2 106	550	183	32
7694	Armature rewinding shops	4	(D)	(D)	(D)	BB
7699	Repair shops and related services, n.e.c.	69	(D)	(D)	(D)	EE
78, 79, 84	Amusement and recreation services, including motion pictures and museums	226	92 331	20 764	4 793	1 960
781, 2	Motion picture production, distribution, and services	16	(D)	(D)	(D)	BB
783	Motion picture theaters	12	11 733	1 560	365	223
7832	Motion picture theaters, except drive-in	12	11 733	1 560	365	223
7833	Drive-in motion picture theaters	—	—	—	—	—
784	Video tape rental	45	12 014	1 922	467	272
792	Theatrical producers (except motion picture), bands, orchestras, and entertainers	12	12 338	1 332	238	49
7922	Theatrical producers (except motion picture) and miscellaneous theatrical services	5	(D)	(D)	(D)	BB
7929	Bands, orchestras, actors, and other entertainers and entertainment groups	7	(D)	(D)	(D)	AA
793	Bowling centers	6	(D)	(D)	(D)	CC
79 ex. 792, 3, 4; 84	Commercial sports and other amusement and recreation services, including museums	135	47 206	13 167	3 046	1 225
794	Commercial sports	7	2 931	881	321	38
7941	Professional sports clubs, managers, promoters	4	(D)	(D)	(D)	BB
7948	Racing, including track operation	3	(D)	(D)	(D)	AA
79 ex. 792, 3, 4; 84	Other amusement and recreation services, including museums	128	44 275	12 286	2 725	1 187
791	Dance studios, schools, and halls	18	2 081	781	189	88
7991	Physical fitness facilities	23	9 272	2 382	507	323
7992	Public golf courses	7	5 498	1 745	367	115
7993	Coin-operated amusement devices	7	1 363	303	71	25
7996	Amusement parks	2	(D)	(D)	(D)	AA
7997	Membership sports and recreation clubs	22	14 639	4 489	924	273
7999, 84	Amusement and recreation services, including museums, n.e.c.	49	(D)	(D)	(D)	EE
7999 pt.	Concession operators of amusement devices and rides	1	(D)	(D)	(D)	AA
7999 pt.	Carnivals, circuses, and fairs	—	—	—	—	—
7999 pt., 84	Other recreation and amusements, including museums	48	(D)	(D)	(D)	EE

Table 6. Summary Statistics for Firms Subject to Federal Income Tax for Counties With 350 Establishments or More: 1992 — Con.

[Includes only establishments with payroll. For meaning of abbreviations and symbols, see introductory text. For explanation of terms and comparability of 1987 and 1992 censuses, see appendix A. For information on geographic areas followed by ▲, see appendix F]

SIC code	Geographic area and kind of business or operation	Establishments (number)	Receipts (\$1,000)	Annual payroll (\$1,000)	First-quarter payroll (\$1,000)	Paid employees for pay period including March 12 (number)
WAKE COUNTY — Con.						
80	Health services -----	828	637 158	300 506	61 614	8 436
801	Offices and clinics of doctors of medicine -----	333	334 371	179 527	33 941	3 003
8011 pt.	Offices of doctors of medicine -----	319	291 702	165 451	30 798	2 754
8011 pt.	General medical clinics -----	14	42 669	14 076	3 143	249
802	Offices and clinics of dentists -----	213	76 165	31 351	6 751	1 173
803	Offices and clinics of doctors of osteopathy -----	1	(D)	(D)	(D)	AA
804	Offices and clinics of other health practitioners -----	164	46 536	17 105	3 869	676
8041	Offices and clinics of chiropractors -----	48	11 621	3 218	690	135
8042	Offices and clinics of optometrists -----	42	14 396	4 542	997	207
8043	Offices and clinics of podiatrists -----	12	4 517	1 940	421	50
8049	Offices and clinics of health practitioners, n.e.c. -----	62	16 002	7 405	1 761	284
805	Nursing and personal care facilities -----	33	36 268	17 865	4 082	1 196
8051	Skilled nursing care facilities -----	10	27 215	14 075	3 493	967
8052	Intermediate care facilities -----	14	(D)	(D)	(D)	CC
8059	Nursing and personal care facilities, n.e.c. -----	9	(D)	(D)	(D)	CC
806	Hospitals -----	3	(D)	(D)	(D)	GG
8062	General medical and surgical hospitals -----	1	(D)	(D)	(D)	FF
8063, 9	Specialty hospitals -----	2	(D)	(D)	(D)	EE
807, 8, 9	Other health services -----	81	(D)	(D)	(D)	GG
807	Medical and dental laboratories -----	32	12 240	4 773	1 109	234
8071	Medical laboratories -----	10	8 861	3 367	642	137
8072	Dental laboratories -----	22	3 379	1 406	467	97
808	Home health care services -----	22	25 622	11 746	2 678	681
809	Miscellaneous health and allied services, n.e.c. -----	27	(D)	(D)	(D)	EE
8092	Kidney dialysis centers -----	4	(D)	(D)	(D)	CC
8093	Specialty outpatient facilities, n.e.c. -----	10	(D)	(D)	(D)	CC
8099	Health and allied services, n.e.c. -----	13	(D)	(D)	(D)	CC
81	Legal services -----	261	214 830	82 112	17 763	2 233
823, 4, 9	Selected educational services -----	51	16 375	5 761	1 707	286
823	Libraries -----	—	—	—	—	—
824	Vocational schools -----	16	7 892	2 566	549	71
829	Schools and educational services, n.e.c. -----	35	8 483	3 195	1 158	215
83	Social services -----	165	51 447	24 222	5 659	2 408
835	Child day care services -----	116	29 953	14 825	3 518	1 708
832, 3, 6, 9	Other social services -----	49	21 494	9 397	2 141	700
87 ex. 8733	Engineering, accounting, research, management, and related services (except noncommercial research organizations) -----	748	614 243	245 015	55 654	6 967
871	Engineering, architectural, and surveying services -----	294	339 083	138 453	31 080	3 312
8711	Engineering services -----	185	297 523	120 144	26 789	2 709
8712	Architectural services -----	78	35 123	15 147	3 568	450
8713	Surveying services -----	31	6 437	3 162	723	153
872	Accounting, auditing, and bookkeeping services -----	169	85 524	34 791	8 501	1 404
873 ex. 8733	Research, development, and testing services (except noncommercial research organizations) -----	53	59 780	23 463	5 132	689
8731	Commercial physical and biological research -----	22	22 247	7 856	1 571	164
8732	Commercial economic, sociological, and educational research -----	13	12 058	4 454	1 010	128
8734	Testing laboratories -----	18	25 475	11 153	2 551	397
874	Management and public relations services -----	232	129 856	48 308	10 941	1 562
8741	Management services -----	61	58 003	20 962	4 972	779
8742	Management consulting services -----	111	53 481	20 220	4 378	546
8743	Public relations services -----	19	(D)	(D)	(D)	BB
8744	Facilities support management services -----	3	(D)	(D)	(D)	BB
8748	Business consulting services, n.e.c. -----	38	10 336	4 247	1 007	147
89	Services, n.e.c. -----	60	(D)	(D)	(D)	EE
WAYNE COUNTY (Coextensive with Goldsboro, NC MSA; see table 7a.)						
WILSON COUNTY						
Total -----		382	187 622	66 039	16 154	4 352
70 ex. 704	Hotels, rooming houses, camps, and other lodging places (except membership lodging) -----	14	5 290	1 264	296	136
7011	Hotels and motels -----	13	(D)	(D)	(D)	CC
7011 pt.	Hotels -----	5	2 643	546	122	56
7011 pt.	Motels, motor hotels, and tourist courts -----	8	(D)	(D)	(D)	BB
702, 3	Other lodging places -----	1	(D)	(D)	(D)	AA

Table 6. Summary Statistics for Firms Subject to Federal Income Tax for Counties With 350 Establishments or More: 1992 — Con.

[Includes only establishments with payroll. For meaning of abbreviations and symbols, see introductory text. For explanation of terms and comparability of 1987 and 1992 censuses, see appendix A. For information on geographic areas followed by ▲, see appendix F.]

SIC code	Geographic area and kind of business or operation	Establishments (number)	Receipts (\$1,000)	Annual payroll (\$1,000)	First-quarter payroll (\$1,000)	Paid employees for pay period including March 12 (number)
WILSON COUNTY — Con.						
72	Personal services	47	13 001	4 135	1 007	349
721	Laundry, cleaning, and garment services	18	7 720	2 625	590	189
7211	Power laundries, family and commercial*	—	—	—	—	—
7213	Linen supply*	—	—	—	—	—
7215	Coin-operated laundries and drycleaning	6	(D)	(D)	(D)	AA
7216	Drycleaning plants, except rug cleaning*	8	2 692	1 175	257	92
7217	Carpet and upholstery cleaning	3	(D)	(D)	(D)	AA
7218	Industrial laundriers*	1	(D)	(D)	(D)	BB
7212, 9	Other laundry, cleaning, and garment services*	—	—	—	—	—
722	Photographic studios, portrait	6	647	149	35	19
723, 4	Beauty and barber shops	9	1 060	453	115	31
723	Beauty shops	9	1 060	453	115	31
724	Barber shops	—	—	—	—	—
725	Shoe repair shops and shoeshine parlors	2	(D)	(D)	(D)	AA
726	Funeral service and crematories	6	2 964	779	196	55
729	Miscellaneous personal services	6	(D)	(D)	(D)	BB
73	Business services	46	58 970	14 818	3 374	1 395
731	Advertising	2	(D)	(D)	(D)	AA
732	Consumer credit reporting agencies, mercantile reporting agencies, and adjustment and collection agencies	—	—	—	—	—
733	Mailing, reproduction, commercial art and photography, and stenographic services	3	(D)	(D)	(D)	FF
734	Services to dwellings and other buildings	18	3 433	1 332	305	133
735	Miscellaneous equipment rental and leasing	6	(D)	(D)	(D)	BB
736	Personnel supply services	5	5 768	3 769	870	635
737	Computer programming, data processing, and other computer related services	—	—	—	—	—
7371, 2, 3	Computer programming, prepackaged software, and integrated systems	—	—	—	—	—
7374, 5, 6	Data processing services	—	—	—	—	—
7377, 8, 9	Computer rental and leasing, maintenance, and related services, n.e.c.	—	—	—	—	—
738	Miscellaneous business services	12	(D)	(D)	(D)	BB
75	Automotive repair, services, and parking	56	11 840	3 171	744	209
751	Automotive rental and leasing, without drivers	2	(D)	(D)	(D)	AA
752	Automobile parking	—	—	—	—	—
753	Automotive repair shops	47	10 867	2 837	670	171
7532	Top, body, and upholstery repair shops and paint shops	9	1 989	400	85	21
7538	General automotive repair shops	26	6 427	1 784	432	111
7533, 4, 6, 7, 9	Other automotive repair shops	12	2 451	653	153	39
754	Automotive services, except repair	7	(D)	(D)	(D)	BB
76	Miscellaneous repair services	25	5 857	1 826	415	99
762	Electrical repair shops	5	959	242	62	14
7622	Radio and television repair shops	3	(D)	(D)	(D)	AA
7623, 9	Other electrical and electronic repair shops	2	(D)	(D)	(D)	AA
763	Watch, clock, and jewelry repair	—	—	—	—	—
764	Reupholstery and furniture repair	5	805	163	37	16
769	Miscellaneous repair and related services	15	4 093	1 421	316	69
78, 79, 84	Amusement and recreation services, including motion pictures and museums	28	5 954	1 385	298	193
781, 2	Motion picture production, distribution, and services	—	—	—	—	—
783	Motion picture theaters	3	(D)	(D)	(D)	BB
784	Video tape rental	7	1 656	316	62	40
792	Theatrical producers (except motion picture), bands, orchestras, and entertainers	—	—	—	—	—
793	Bowling centers	1	(D)	(D)	(D)	AA
79 ex. 792, 3, 84	Commercial sports and other amusement and recreation services, including museums	17	2 600	711	150	91
80	Health services	87	53 779	24 221	6 594	1 311
801	Offices and clinics of doctors of medicine	37	31 116	14 128	4 129	445
802	Offices and clinics of dentists	19	5 522	2 157	518	90
803	Offices and clinics of doctors of osteopathy	1	(D)	(D)	(D)	AA
804	Offices and clinics of other health practitioners	20	4 694	1 676	443	81
805	Nursing and personal care facilities	3	8 011	3 573	894	315
806	Hospitals	—	—	—	—	—
807, 8, 9	Other health services	7	(D)	(D)	(D)	EE
81	Legal services	20	9 247	4 951	960	114
823, 4, 9	Selected educational services	—	—	—	—	—
83	Social services	21	8 226	3 019	621	309
835	Child day care services	9	2 001	920	221	104
832, 3, 6, 9	Other social services	12	6 225	2 099	400	205

NC-100 NORTH CAROLINA

SERVICE INDUSTRIES—GEOGRAPHIC AREA SERIES

Table 6. Summary Statistics for Firms Subject to Federal Income Tax for Counties With 350 Establishments or More: 1992 — Con.

[Includes only establishments with payroll. For meaning of abbreviations and symbols, see introductory text. For explanation of terms and comparability of 1987 and 1992 censuses, see appendix A. For information on geographic areas followed by ▲, see appendix F]

SIC code	Geographic area and kind of business or operation	Establishments (number)	Receipts (\$1,000)	Annual payroll (\$1,000)	First-quarter payroll (\$1,000)	Paid employees for pay period including March 12 (number)
WILSON COUNTY — Con.						
87 ex. 8733	Engineering, accounting, research, management, and related services (except noncommercial research organizations) -----	38	15 458	7 249	1 845	237
871	Engineering, architectural, and surveying services -----	7	3 957	1 844	426	62
872	Accounting, auditing, and bookkeeping services -----	16	(D)	(D)	(D)	BB
873 ex. 8733	Research, development, and testing services (except noncommercial research organizations) -----	1	(D)	(D)	(D)	BB
874	Management and public relations services -----	14	6 543	3 045	904	45
89	Services, n.e.c. -----	-	-	-	-	-

Table 7a. Summary Statistics for Firms Subject to Federal Income Tax for Metropolitan Areas: 1992

[Includes only establishments with payroll. For meaning of abbreviations and symbols, see introductory text. For explanation of terms and comparability of 1987 and 1992 censuses, see appendix A. For definitions of CMSA's, MSA's, and PMSA's, see appendix D]

SIC code	Geographic area and kind of business or operation	Establishments (number)	Receipts (\$1,000)	Annual payroll (\$1,000)	First-quarter payroll (\$1,000)	Paid employees for pay period including March 12 (number)
ASHEVILLE, NC MSA						
Total -----		1 589	753 087	322 026	70 618	14 888
70 ex. 704	Hotels, rooming houses, camps, and other lodging places (except membership lodging) -----	76	94 804	26 851	7 358	2 251
7011	Hotels and motels -----	65	90 870	25 992	7 264	2 205
7011 pt.	Hotels -----	40	80 797	23 292	5 984	1 967
7011 pt.	Motels, motor hotels, and tourist courts -----	25	10 073	2 700	1 280	238
702, 3	Other lodging places -----	11	3 934	859	94	46
72	Personal services -----	151	32 542	12 014	2 997	958
721	Laundry, cleaning, and garment services -----	44	15 499	5 285	1 419	403
7211	Power laundries, family and commercial* -----	2	(D)	(D)	(D)	AA
7213	Linen supply* -----	1	(D)	(D)	(D)	BB
7215	Coin-operated laundries and drycleaning -----	12	1 017	276	74	42
7216	Drycleaning plants, except rug cleaning* -----	17	6 710	2 201	495	158
7217	Carpet and upholstery cleaning -----	6	1 127	350	79	24
7218	Industrial laundries* -----	1	(D)	(D)	(D)	BB
7212, 9	Other laundry, cleaning, and garment services* -----	5	(D)	(D)	(D)	AA
722	Photographic studios, portrait -----	14	1 820	441	100	42
723, 4	Beauty and barber shops -----	62	5 677	2 689	677	216
723	Beauty shops -----	57	5 307	2 572	623	210
724	Barber shops -----	5	370	117	54	6
725	Shoe repair shops and shoeshine parlors -----	3	(D)	(D)	(D)	AA
726	Funeral service and crematories -----	13	6 680	2 492	484	87
729	Miscellaneous personal services -----	15	(D)	(D)	(D)	CC
73	Business services -----	239	108 580	47 656	10 792	3 277
731	Advertising -----	24	12 377	5 187	1 472	184
732	Consumer credit reporting agencies, mercantile reporting agencies, and adjustment and collection agencies -----	3	(D)	(D)	(D)	BB
733	Mailing, reproduction, commercial art and photography, and stenographic services -----	23	4 628	1 174	256	54
734	Services to dwellings and other buildings -----	51	11 211	4 681	1 255	406
735	Miscellaneous equipment rental and leasing -----	29	15 476	3 625	799	174
736	Personnel supply services -----	27	34 017	23 754	4 850	1 680
737	Computer programming, data processing, and other computer related services -----	22	6 710	2 024	442	147
7371, 2, 3	Computer programming, prepackaged software, and integrated systems -----	18	5 965	1 494	308	131
7374, 5, 6	Data processing services -----	-	-	-	-	-
7377, 8, 9	Computer rental and leasing, maintenance, and related services, n.e.c. -----	4	745	530	134	16
738	Miscellaneous business services -----	60	(D)	(D)	(D)	FF
75	Automotive repair, services, and parking -----	138	30 633	8 090	1 829	512
751	Automotive rental and leasing, without drivers -----	7	3 477	541	135	33
752	Automobile parking -----	3	(D)	(D)	(D)	BB
753	Automotive repair shops -----	102	23 602	6 309	1 433	365
7532	Top, body, and upholstery repair shops and paint shops -----	24	7 652	1 784	429	116
7538	General automotive repair shops -----	51	9 302	2 518	595	150
7533, 4, 6, 7, 9	Other automotive repair shops -----	27	6 648	2 007	409	99
754	Automotive services, except repair -----	26	(D)	(D)	(D)	BB

Table 7a. Summary Statistics for Firms Subject to Federal Income Tax for Metropolitan Areas: 1992—Con.

[Includes only establishments with payroll. For meaning of abbreviations and symbols, see introductory text. For explanation of terms and comparability of 1987 and 1992 censuses, see appendix A. For definitions of CMSA's, MSA's, and PMSA's, see appendix D]

SIC code	Geographic area and kind of business or operation	Establishments (number)	Receipts (\$1,000)	Annual payroll (\$1,000)	First-quarter payroll (\$1,000)	Paid employees for pay period including March 12 (number)
ASHEVILLE, NC MSA—Con.						
76	Miscellaneous repair services -----	66	18 397	5 611	1 293	314
762	Electrical repair shops -----	17	7 508	2 605	617	142
7622	Radio and television repair shops -----	6	2 724	848	220	31
7623, 9	Other electrical and electronic repair shops -----	11	4 784	1 757	397	111
763	Watch, clock, and jewelry repair -----	1	(D)	(D)	(D)	AA
764	Reupholstery and furniture repair -----	12	1 220	366	81	33
769	Miscellaneous repair and related services -----	36	(D)	(D)	(D)	CC
78, 79, 84	Amusement and recreation services, including motion pictures and museums -----	114	52 065	13 749	2 937	871
781, 2	Motion picture production, distribution, and services -----	2	(D)	(D)	(D)	AA
783	Motion picture theaters -----	7	2 954	552	139	80
784	Video tape rental -----	29	4 452	787	194	120
792	Theatrical producers (except motion picture), bands, orchestras, and entertainers -----	5	(D)	(D)	(D)	BB
793	Bowling centers -----	3	(D)	(D)	(D)	BB
79 ex. 792, 3, 84	Commercial sports and other amusement and recreation services, including museums -----	68	39 820	11 581	2 427	605
80	Health services -----	433	303 711	156 581	31 792	4 540
801	Offices and clinics of doctors of medicine -----	210	179 180	101 925	19 563	1 853
802	Offices and clinics of dentists -----	91	33 662	13 613	2 940	520
803	Offices and clinics of doctors of osteopathy -----	—	—	—	—	—
804	Offices and clinics of other health practitioners -----	70	11 721	4 380	902	212
805	Nursing and personal care facilities -----	18	28 339	15 822	3 430	995
806	Hospitals -----	2	(D)	(D)	(D)	FF
807, 8, 9	Other health services -----	42	(D)	(D)	(D)	EE
81	Legal services -----	108	36 109	18 110	4 349	567
823, 4, 9	Selected educational services -----	11	(D)	(D)	(D)	BB
83	Social services -----	62	9 263	3 546	845	417
835	Child day care services -----	33	2 584	1 174	245	136
832, 3, 6, 9	Other social services -----	29	6 679	2 372	600	281
87 ex. 8733	Engineering, accounting, research, management, and related services (except noncommercial research organizations) -----	182	62 561	28 638	6 172	1 119
871	Engineering, architectural, and surveying services -----	74	21 561	9 866	2 158	359
872	Accounting, auditing, and bookkeeping services -----	65	14 752	7 979	1 578	313
873 ex. 8733	Research, development, and testing services (except noncommercial research organizations) -----	10	7 559	3 289	674	130
874	Management and public relations services -----	33	18 689	7 504	1 762	317
89	Services, n.e.c. -----	9	(D)	(D)	(D)	AA
CHARLOTTE—GASTONIA—ROCK HILL, NC—SC MSA						
	Total -----	8 724	5 921 442	2 221 708	503 475	97 488
70 ex. 704	Hotels, rooming houses, camps, and other lodging places (except membership lodging) -----	190	259 012	71 519	16 782	6 339
7011	Hotels and motels -----	178	257 232	71 108	16 714	6 307
7011 pt.	Hotels -----	91	207 385	59 257	13 929	4 978
7011 pt.	Hotels, 25 guestrooms or more -----	85	206 538	59 069	13 899	4 946
7011 pt.	Hotels, less than 25 guestrooms -----	6	847	188	30	32
7011 pt.	Motels, motor hotels, and tourist courts -----	87	49 847	11 851	2 785	1 329
7011 pt.	Motels, tourist courts -----	81	41 689	9 692	2 291	1 122
7011 pt.	Motor hotels -----	6	8 158	2 159	494	207
702, 3	Other lodging places -----	12	1 780	411	68	32
702	Rooming and boarding houses -----	3	366	123	25	13
703	Camps and recreational vehicle parks -----	9	1 414	288	43	19
72	Personal services -----	1 013	308 707	101 560	23 987	7 729
721	Laundry, cleaning, and garment services -----	329	116 398	37 892	9 049	2 815
7211	Power laundries, family and commercial* -----	7	795	222	58	28
7213	Linen supply* -----	6	18 202	6 824	1 610	339
7215	Coin-operated laundries and drycleaning -----	75	21 628	3 508	808	275
7216	Drycleaning plants, except rug cleaning* -----	142	37 616	15 463	3 735	1 377
7217	Carpet and upholstery cleaning -----	48	11 237	3 799	764	277
7218	Industrial laundriers* -----	9	21 503	6 449	1 667	370
7212, 9	Other laundry, cleaning, and garment services* -----	42	5 417	1 627	407	149
7212	Garment pressing, and agents for laundries and drycleaners -----	17	2 043	436	107	33
7219	Laundry and garment services, n.e.c.* -----	25	3 374	1 191	300	116
722	Photographic studios, portrait -----	87	90 607	28 247	5 791	1 406
723, 4	Beauty and barber shops -----	362	42 487	18 971	4 460	1 462
723	Beauty shops -----	309	37 736	16 650	3 890	1 295
724	Barber shops -----	53	4 751	2 321	570	167
725	Shoe repair shops and shoeshine parlors -----	8	729	168	47	17
726	Funeral service and crematories -----	48	27 483	7 568	1 825	397
729	Miscellaneous personal services -----	179	31 003	8 714	2 815	1 632
7291	Tax return preparation services -----	61	10 452	3 840	1 614	1 131
7299	Miscellaneous personal services, n.e.c. -----	118	20 551	4 874	1 201	501

Table 7a. Summary Statistics for Firms Subject to Federal Income Tax for Metropolitan Areas: 1992—Con.

[Includes only establishments with payroll. For meaning of abbreviations and symbols, see introductory text. For explanation of terms and comparability of 1987 and 1992 censuses, see appendix A. For definitions of CMSA's, MSA's, and PMSA's, see appendix D]

SIC code	Geographic area and kind of business or operation	Establishments (number)	Receipts (\$1,000)	Annual payroll (\$1,000)	First-quarter payroll (\$1,000)	Paid employees for pay period including March 12 (number)
CHARLOTTE—GASTONIA—ROCK HILL, NC—SC MSA— Con.						
73	Business services -----	1 809	1 473 506	594 874	133 858	30 580
731	Advertising -----	133	78 712	27 343	5 968	1 049
7311	Advertising agencies -----	98	53 036	18 045	3 678	463
7312	Outdoor advertising services -----	5	5 363	2 385	492	61
7313	Radio, television, publishers' advertising representatives -----	15	11 614	4 217	945	120
7319	Advertising, n.e.c. -----	15	8 699	2 696	853	405
732	Consumer credit reporting agencies, mercantile reporting agencies, and adjustment and collection agencies -----	39	59 676	18 150	4 208	707
7322	Adjustment and collection services -----	27	19 188	8 060	1 799	300
7323	Credit reporting services -----	12	40 488	10 090	2 409	407
733	Mailing, reproduction, commercial art and photography, and stenographic services -----	149	65 762	19 650	4 444	1 017
7331	Direct mail advertising services -----	17	33 644	10 621	2 482	501
7334	Photocopying and duplicating services -----	13	5 214	1 635	323	94
7335, 6	Commercial photography, art, and graphics -----	80	20 812	5 077	1 126	277
7335	Commercial photography -----	26	5 146	1 110	245	68
7336	Commercial art and graphic design -----	54	15 666	3 967	881	209
7338	Secretarial and court reporting services -----	39	6 092	2 317	513	145
734	Services to dwellings and other buildings -----	386	91 191	41 980	9 758	4 213
7342	Disinfecting and pest control services -----	68	25 535	10 461	2 337	505
7349	Building cleaning and maintenance services, n.e.c. -----	318	65 656	31 519	7 421	3 708
735	Miscellaneous equipment rental and leasing -----	127	77 917	17 946	4 016	742
7352	Medical equipment rental and leasing -----	13	8 521	1 864	404	91
7353	Heavy construction equipment rental and leasing -----	12	14 104	2 833	569	93
7359	Equipment rental and leasing, n.e.c. -----	102	55 292	13 249	3 043	558
736	Personnel supply services -----	202	207 076	147 650	30 329	11 057
7361	Employment agencies -----	90	38 623	22 015	4 171	1 172
7363	Help supply services -----	112	168 453	125 635	26 158	9 885
7363 pt.	Temporary help supply -----	96	137 727	99 630	19 863	7 967
7363 pt.	Help supply, except temporary -----	16	30 726	26 005	6 295	1 918
737	Computer programming, data processing, and other computer related services -----	320	598 177	212 738	47 695	5 106
7371, 2, 3	Computer programming, prepackaged software, and integrated systems -----	189	181 532	73 665	16 737	1 879
7371	Computer programming services -----	123	67 903	39 055	8 766	871
7372	Prepackaged software -----	34	33 245	10 104	2 250	308
7373	Computer integrated systems -----	32	80 384	24 506	5 721	700
7374, 5, 6	Data processing services -----	49	238 460	78 035	20 054	2 201
7374, 5	Computer processing, information retrieval -----	44	(D)	(D)	(D)	GG
7376	Computer facilities management services -----	5	(D)	(D)	(D)	AA
7377, 8, 9	Computer rental and leasing, maintenance, and related services, n.e.c. -----	82	178 185	61 038	10 904	1 026
7377	Computer rental and leasing -----	9	5 453	1 341	337	46
7378	Computer maintenance and repair -----	33	31 564	6 498	1 605	190
7379	Computer related services, n.e.c. -----	40	141 168	53 199	8 962	790
738	Miscellaneous business services -----	453	294 995	109 417	27 440	6 689
7381, 2	Detective agencies and protective services -----	91	83 105	44 632	10 989	3 496
7381	Detective, guard, and armored car services -----	65	54 889	35 065	8 574	3 106
7382	Security systems services -----	26	28 216	9 567	2 415	390
7383	News syndicates -----	3	(D)	(D)	(D)	BB
7384	Photofinishing laboratories* -----	51	36 354	10 372	2 247	607
7389	Business services, n.e.c. -----	308	(D)	(D)	(D)	HH
7389 pt.	Sign painting shops -----	17	3 246	957	220	71
7389 pt.	Interior designing -----	42	13 437	2 741	658	125
7389 pt.	Telephone answering services -----	20	4 419	1 912	445	146
7389 pt.	Other business services -----	229	(D)	(D)	(D)	GG
75	Automotive repair, services, and parking -----	871	422 104	93 991	22 331	4 889
751	Automotive rental and leasing, without drivers -----	76	198 570	26 917	6 462	1 291
7513	Truck rental and leasing, without drivers -----	36	90 786	11 541	3 118	562
7514, 5	Passenger car rental and leasing -----	36	106 906	15 151	3 302	721
7514	Passenger car rental -----	29	(D)	(D)	(D)	FF
7515	Passenger car leasing -----	7	(D)	(D)	(D)	BB
7519	Utility trailer and recreational vehicle rental -----	4	878	225	42	8
752	Automobile parking -----	46	8 191	1 191	291	127
753	Automotive repair shops -----	622	185 338	56 098	13 320	2 529
7532	Top, body, and upholstery repair shops and paint shops -----	164	42 623	15 545	4 086	639
7532 pt.	Top and body repair shops -----	142	37 277	13 892	3 703	554
7532 pt.	Paint shops -----	22	5 346	1 653	383	85
7538	General automotive repair shops -----	301	78 241	22 828	5 078	1 063
7538 pt.	General automotive repair shops, except diesel -----	260	60 260	17 540	3 891	841
7538 pt.	Diesel repair shops -----	41	17 981	5 288	1 187	222
7533, 4, 6, 7, 9	Other automotive repair shops -----	157	64 474	17 725	4 156	827
7533	Automotive exhaust system repair shops -----	25	7 737	2 337	569	101
7534	Tire retreading and repair shops -----	13	11 617	1 602	325	68
7536	Automotive glass replacement shops -----	21	7 235	2 109	440	91
7537	Automotive transmission repair shops -----	31	14 591	5 414	1 323	271
7539	Automotive repair shops, n.e.c. -----	67	23 294	6 263	1 499	296
7539 pt.	Radiator repair -----	17	4 671	1 372	320	69
7539 pt.	Brake, front end, and wheel alignment -----	26	12 882	3 420	829	149
7539 pt.	Automotive electrical and fuel system services -----	21	5 467	1 402	334	72
7539 pt.	Other automotive repair shops, n.e.c. -----	3	274	69	16	6
754	Automotive services, except repair -----	127	30 005	9 785	2 258	942
7542	Carwashes -----	65	14 048	4 884	1 123	567
7549	Automotive services, except repair and carwashes -----	62	15 957	4 901	1 135	375

Table 7a. Summary Statistics for Firms Subject to Federal Income Tax for Metropolitan Areas: 1992—Con.

[Includes only establishments with payroll. For meaning of abbreviations and symbols, see introductory text. For explanation of terms and comparability of 1987 and 1992 censuses, see appendix A. For definitions of CMSA's, MSA's, and PMSA's, see appendix D]

SIC code	Geographic area and kind of business or operation	Establishments (number)	Receipts (\$1,000)	Annual payroll (\$1,000)	First-quarter payroll (\$1,000)	Paid employees for pay period including March 12 (number)
CHARLOTTE—GASTONIA—ROCK HILL, NC—SC MSA— Con.						
76	Miscellaneous repair services -----	485	232 199	69 771	16 397	3 039
762	Electrical repair shops -----	127	92 941	27 912	7 010	1 003
7622	Radio and television repair shops -----	30	9 763	3 170	829	167
7623, 9	Other electrical and electronic repair shops -----	97	83 178	24 742	6 181	836
7623	Refrigeration and air-conditioning service and repair shops -----	31	38 102	10 964	2 704	303
7629	Electrical and electronic repair shops, n.e.c. -----	66	45 076	13 778	3 477	533
763	Watch, clock, and jewelry repair -----	10	973	324	76	20
764	Reupholstery and furniture repair -----	42	4 824	1 586	388	141
769	Miscellaneous repair and related services -----	306	133 461	39 949	8 923	1 875
7692	Welding repair -----	36	14 764	4 300	956	199
7694	Armature rewinding shops -----	18	12 997	4 723	1 112	189
7699	Repair shops and related services, n.e.c. -----	252	105 700	30 926	6 855	1 487
78, 79, 84	Amusement and recreation services, including motion pictures and museums -----	555	452 892	101 724	29 658	6 551
781, 2	Motion picture production, distribution, and services -----	53	115 999	15 072	3 409	514
783	Motion picture theaters -----	28	23 611	3 568	830	441
7832	Motion picture theaters, except drive-in -----	28	23 611	3 568	830	441
7833	Drive-in motion picture theaters -----	—	—	—	—	—
784	Video tape rental -----	102	23 624	4 089	962	622
792	Theatrical producers (except motion picture), bands, orchestras, and entertainers -----	33	57 803	5 881	1 547	145
7922	Theatrical producers (except motion picture) and miscellaneous theatrical services -----	18	56 312	5 454	1 447	113
7929	Bands, orchestras, actors, and other entertainers and entertainment groups -----	15	1 491	427	100	32
793	Bowling centers -----	15	9 575	2 925	709	291
79 ex. 792, 3; 84	Commercial sports and other amusement and recreation services, including museums -----	324	222 280	70 189	22 201	4 538
794	Commercial sports -----	49	119 437	39 142	15 170	669
7941	Professional sports clubs, managers, promoters -----	11	(D)	(D)	(D)	CC
7948	Racing, including track operation -----	38	(D)	(D)	(D)	FF
79 ex. 792, 3, 4; 84	Other amusement and recreation services, including museums -----	275	102 843	31 047	7 031	3 869
791	Dance studios, schools, and halls -----	39	4 212	1 319	398	163
7991	Physical fitness facilities -----	37	10 555	2 577	596	416
7992	Public golf courses -----	26	12 056	3 405	732	321
7993	Coin-operated amusement devices -----	35	12 957	3 281	716	256
7996	Amusement parks -----	3	(D)	(D)	(D)	GG
7997	Membership sports and recreation clubs -----	41	23 049	8 161	1 907	561
7999, 84	Amusement and recreation services, including museums, n.e.c. -----	94	(D)	(D)	(D)	FF
7999 pt.	Concession operators of amusement devices and rides -----	—	—	—	—	—
7999 pt.	Carnivals, circuses, and fairs -----	2	(D)	(D)	(D)	AA
7999 pt., 84	Other recreation and amusements, including museums -----	92	(D)	(D)	(D)	FF
80	Health services -----	1 603	1 398 246	657 657	141 239	20 353
801	Offices and clinics of doctors of medicine -----	664	707 363	387 556	79 495	6 732
8011 pt.	Offices of doctors of medicine -----	625	625 786	363 116	73 955	5 923
8011 pt.	General medical clinics -----	39	81 577	24 440	5 540	809
802	Offices and clinics of dentists -----	420	153 126	60 765	13 418	2 234
803	Offices and clinics of doctors of osteopathy -----	1	(D)	(D)	(D)	AA
804	Offices and clinics of other health practitioners -----	296	82 968	28 159	5 890	1 081
8041	Offices and clinics of chiropractors -----	96	28 614	11 110	2 364	375
8042	Offices and clinics of optometrists -----	96	25 770	5 991	1 393	327
8043	Offices and clinics of podiatrists -----	33	8 279	3 003	535	120
8049	Offices and clinics of health practitioners, n.e.c. -----	71	20 305	8 055	1 598	259
805	Nursing and personal care facilities -----	66	152 647	72 500	17 891	5 292
8051	Skilled nursing care facilities -----	42	126 552	60 730	15 083	4 342
8052	Intermediate care facilities -----	15	11 694	5 411	1 266	426
8059	Nursing and personal care facilities, n.e.c. -----	9	14 401	6 359	1 542	524
806	Hospitals -----	4	144 521	40 761	9 387	1 644
8062	General medical and surgical hospitals -----	1	(D)	(D)	(D)	GG
8063, 9	Specialty hospitals -----	3	(D)	(D)	(D)	FF
807, 8, 9	Other health services -----	152	(D)	(D)	(D)	HH
807	Medical and dental laboratories -----	51	26 279	10 947	2 419	423
8071	Medical laboratories -----	19	14 058	4 429	919	163
8072	Dental laboratories -----	32	12 221	6 518	1 500	260
808	Home health care services -----	43	72 125	37 837	8 367	2 247
809	Miscellaneous health and allied services, n.e.c. -----	58	(D)	(D)	(D)	FF
8092	Kidney dialysis centers -----	9	(D)	(D)	(D)	CC
8093	Specialty outpatient facilities, n.e.c. -----	33	27 718	11 233	2 615	389
8099	Health and allied services, n.e.c. -----	16	(D)	(D)	(D)	CC
81	Legal services -----	512	306 807	127 423	26 319	3 213
823, 4, 9	Selected educational services -----	65	16 639	6 104	1 336	393
823	Libraries -----	—	—	—	—	—
824	Vocational schools -----	16	7 640	3 026	792	206
829	Schools and educational services, n.e.c. -----	49	8 999	3 078	544	187
83	Social services -----	378	80 977	34 656	8 031	3 626
835	Child day care services -----	292	48 404	22 647	5 293	2 549
832, 3, 6, 9	Other social services -----	86	32 573	12 009	2 738	1 077

NC—104 NORTH CAROLINA

SERVICE INDUSTRIES—GEOGRAPHIC AREA SERIES

Table 7a. Summary Statistics for Firms Subject to Federal Income Tax for Metropolitan Areas: 1992—Con.

[Includes only establishments with payroll. For meaning of abbreviations and symbols, see introductory text. For explanation of terms and comparability of 1987 and 1992 censuses, see appendix A. For definitions of CMSA's, MSA's, and PMSA's, see appendix D]

SIC code	Geographic area and kind of business or operation	Establishments (number)	Receipts (\$1,000)	Annual payroll (\$1,000)	First-quarter payroll (\$1,000)	Paid employees for pay period including March 12 (number)
CHARLOTTE—GASTONIA—ROCK HILL, NC—SC MSA—Con.						
87 ex. 8733	Engineering, accounting, research, management, and related services (except noncommercial research organizations) -----	1 192	948 277	355 245	81 965	10 537
871	Engineering, architectural, and surveying services -----	409	545 425	179 977	41 456	4 500
8711	Engineering services -----	236	435 956	130 094	30 783	3 053
8712	Architectural services -----	103	87 569	38 605	8 136	929
8713	Surveying services -----	70	21 900	11 278	2 537	518
872	Accounting, auditing, and bookkeeping services -----	408	220 942	100 072	24 305	3 669
873 ex. 8733	Research, development, and testing services (except noncommercial research organizations) -----	46	24 950	8 976	2 094	405
8731	Commercial physical and biological research -----	6	2 492	659	113	19
8732	Commercial economic, sociological, and educational research -----	19	5 791	1 984	466	175
8734	Testing laboratories -----	21	16 667	6 333	1 515	211
874	Management and public relations services -----	329	156 960	66 220	14 110	1 963
8741	Management services -----	72	30 272	12 496	2 846	482
8742	Management consulting services -----	175	86 626	40 977	8 309	967
8743	Public relations services -----	24	18 500	5 682	1 364	188
8744	Facilities support management services -----	4	3 642	1 901	437	101
8748	Business consulting services, n.e.c. -----	54	17 920	5 164	1 154	225
89	Services, n.e.c. -----	51	22 076	7 184	1 572	239
FAYETTEVILLE, NC MSA						
	Total -----	1 290	638 695	230 939	52 290	14 510
70 ex. 704	Hotels, rooming houses, camps, and other lodging places (except membership lodging) -----	43	(D)	(D)	(D)	GG
7011	Hotels and motels -----	40	35 900	9 320	2 132	1 032
7011 pt.	Hotels -----	16	18 734	4 316	1 047	502
7011 pt.	Motels, motor hotels, and tourist courts -----	24	17 166	5 004	1 085	530
702, 3	Other lodging places -----	3	(D)	(D)	(D)	AA
72	Personal services -----	173	48 411	16 991	4 110	1 590
721	Laundry, cleaning, and garment services -----	74	26 382	9 756	2 318	835
7211	Power laundries, family and commercial* -----	4	1 408	738	174	65
7213	Linen supply* -----	2	(D)	(D)	(D)	CC
7215	Coin-operated laundries and drycleaning -----	13	1 761	279	57	35
7216	Drycleaning plants, except rug cleaning* -----	24	7 231	3 141	797	328
7217	Carpet and upholstery cleaning -----	11	936	283	59	30
7218	Industrial laundrers* -----	2	(D)	(D)	(D)	CC
7212, 9	Other laundry, cleaning, and garment services* -----	18	3 193	1 264	228	142
722	Photographic studios, portrait -----	12	4 664	1 129	254	92
723, 4	Beauty and barber shops -----	55	7 619	3 376	763	247
723	Beauty shops -----	45	5 488	2 006	460	186
724	Barber shops -----	10	2 131	1 370	303	61
725	Shoe repair shops and shoeshine parlors -----	3	382	125	32	10
726	Funeral service and crematories -----	9	5 940	1 314	309	67
729	Miscellaneous personal services -----	20	3 424	1 291	434	339
73	Business services -----	185	95 149	47 081	10 554	3 832
731	Advertising -----	6	1 776	935	231	43
732	Consumer credit reporting agencies, mercantile reporting agencies, and adjustment and collection agencies -----	9	1 063	357	96	36
733	Mailing, reproduction, commercial art and photography, and stenographic services -----	13	(D)	(D)	(D)	BB
734	Services to dwellings and other buildings -----	58	26 552	16 089	3 857	1 404
735	Miscellaneous equipment rental and leasing -----	17	7 340	1 722	401	91
736	Personnel supply services -----	21	22 310	14 936	3 036	1 213
737	Computer programming, data processing, and other computer related services -----	10	5 995	2 549	589	95
7371, 2, 3	Computer programming, prepackaged software, and integrated systems -----	3	(D)	(D)	(D)	BB
7374, 5, 6	Data processing services -----	1	(D)	(D)	(D)	AA
7377, 8, 9	Computer rental and leasing, maintenance, and related services, n.e.c. -----	6	(D)	(D)	(D)	BB
738	Miscellaneous business services -----	51	(D)	(D)	(D)	FF
75	Automotive repair, services, and parking -----	171	61 779	13 251	3 123	898
751	Automotive rental and leasing, without drivers -----	10	21 650	2 872	700	135
752	Automobile parking -----	2	(D)	(D)	(D)	AA
753	Automotive repair shops -----	126	33 838	8 479	2 017	502
7532	Top, body, and upholstery repair shops and paint shops -----	36	11 089	2 770	654	163
7538	General automotive repair shops -----	52	8 928	2 368	610	146
7533, 4, 6, 7, 9	Other automotive repair shops -----	38	13 821	3 341	753	193
754	Automotive services, except repair -----	33	(D)	(D)	(D)	CC
76	Miscellaneous repair services -----	70	20 229	5 773	1 337	314
762	Electrical repair shops -----	24	6 679	2 580	637	129
7622	Radio and television repair shops -----	11	2 271	475	115	29
7623, 9	Other electrical and electronic repair shops -----	13	4 408	2 105	522	100
763	Watch, clock, and jewelry repair -----	—	—	—	—	—
764	Reupholstery and furniture repair -----	14	1 255	428	98	31
769	Miscellaneous repair and related services -----	32	12 295	2 765	602	154

Table 7a. Summary Statistics for Firms Subject to Federal Income Tax for Metropolitan Areas: 1992 — Con.

[Includes only establishments with payroll. For meaning of abbreviations and symbols, see introductory text. For explanation of terms and comparability of 1987 and 1992 censuses, see appendix A. For definitions of CMSA's, MSA's, and PMSA's, see appendix D]

SIC code	Geographic area and kind of business or operation	Establishments (number)	Receipts (\$1,000)	Annual payroll (\$1,000)	First-quarter payroll (\$1,000)	Paid employees for pay period including March 12 (number)
FAYETTEVILLE, NC MSA — Con.						
78, 79, 84	Amusement and recreation services, including motion pictures and museums	82	34 529	8 417	1 955	936
781, 2	Motion picture production, distribution, and services	4	(D)	(D)	(D)	AA
783	Motion picture theaters	7	8 149	1 074	237	132
784	Video tape rental	16	5 805	1 130	287	141
792	Theatrical producers (except motion picture), bands, orchestras, and entertainers	1	(D)	(D)	(D)	AA
793	Bowling centers	6	(D)	(D)	(D)	BB
79 ex. 792, 3; 84	Commercial sports and other amusement and recreation services, including museums	48	17 930	5 370	1 231	572
80	Health services	273	242 672	99 297	22 430	3 941
801	Offices and clinics of doctors of medicine	123	94 020	45 759	9 565	954
802	Offices and clinics of dentists	55	22 381	9 053	1 858	341
803	Offices and clinics of doctors of osteopathy	1	(D)	(D)	(D)	AA
804	Offices and clinics of other health practitioners	44	12 274	3 937	892	183
805	Nursing and personal care facilities	20	25 024	12 694	3 136	1 090
806	Hospitals	2	(D)	(D)	(D)	FF
807, 8, 9	Other health services	28	(D)	(D)	(D)	EE
81	Legal services	97	36 341	10 077	2 042	455
823, 4, 9	Selected educational services	13	2 188	652	151	60
83	Social services	67	13 652	5 428	1 261	754
835	Child day care services	37	6 525	2 936	694	443
832, 3, 6, 9	Other social services	30	7 127	2 492	567	311
87 ex. 8733	Engineering, accounting, research, management, and related services (except noncommercial research organizations)	111	45 230	14 126	3 055	663
871	Engineering, architectural, and surveying services	31	(D)	(D)	(D)	CC
872	Accounting, auditing, and bookkeeping services	54	9 800	3 645	874	209
873 ex. 8733	Research, development, and testing services (except noncommercial research organizations)	2	(D)	(D)	(D)	AA
874	Management and public relations services	24	27 422	6 776	1 474	289
89	Services, n.e.c.	5	(D)	(D)	(D)	BB
GOLDSBORO, NC MSA						
	Total	505	200 088	81 725	17 755	5 308
70 ex. 704	Hotels, rooming houses, camps, and other lodging places (except membership lodging)	12	7 387	1 728	386	213
7011	Hotels and motels	11	(D)	(D)	(D)	CC
7011 pt.	Hotels	8	(D)	(D)	(D)	CC
7011 pt.	Motels, motor hotels, and tourist courts	3	(D)	(D)	(D)	AA
702, 3	Other lodging places	1	(D)	(D)	(D)	AA
72	Personal services	58	26 837	8 629	2 109	655
721	Laundry, cleaning, and garment services	12	(D)	(D)	(D)	EE
7211	Power laundries, family and commercial*	—	—	—	—	—
7213	Linen supply*	—	—	—	—	—
7215	Coin-operated laundries and drycleaning	1	(D)	(D)	(D)	AA
7216	Drycleaning plants, except rug cleaning*	7	(D)	(D)	(D)	BB
7217	Carpet and upholstery cleaning	1	(D)	(D)	(D)	AA
7218	Industrial launderers*	1	(D)	(D)	(D)	EE
7212, 9	Other laundry, cleaning, and garment services*	2	(D)	(D)	(D)	AA
722	Photographic studios, portrait	6	1 537	260	48	25
723, 4	Beauty and barber shops	20	1 609	689	158	75
723	Beauty shops	19	(D)	(D)	(D)	BB
724	Barber shops	1	(D)	(D)	(D)	AA
725	Shoe repair shops and shoeshine parlors	2	(D)	(D)	(D)	AA
726	Funeral service and crematories	9	4 242	1 019	217	73
729	Miscellaneous personal services	9	(D)	(D)	(D)	BB
73	Business services	59	22 610	11 949	2 614	1 520
731	Advertising	4	1 293	658	152	30
732	Consumer credit reporting agencies, mercantile reporting agencies, and adjustment and collection agencies	1	(D)	(D)	(D)	AA
733	Mailing, reproduction, commercial art and photography, and stenographic services	2	(D)	(D)	(D)	AA
734	Services to dwellings and other buildings	25	8 350	4 431	1 106	435
735	Miscellaneous equipment rental and leasing	7	1 741	402	93	23
736	Personnel supply services	4	(D)	(D)	(D)	FF
737	Computer programming, data processing, and other computer related services	6	1 998	649	162	23
7371, 2, 3	Computer programming, prepackaged software, and integrated systems	5	(D)	(D)	(D)	BB
7374, 5, 6	Data processing services	—	—	—	—	—
7377, 8, 9	Computer rental and leasing, maintenance, and related services, n.e.c.	1	(D)	(D)	(D)	AA
738	Miscellaneous business services	10	(D)	(D)	(D)	CC

Table 7a. Summary Statistics for Firms Subject to Federal Income Tax for Metropolitan Areas: 1992—Con.

[Includes only establishments with payroll. For meaning of abbreviations and symbols, see introductory text. For explanation of terms and comparability of 1987 and 1992 censuses, see appendix A. For definitions of CMSA's, MSA's, and PMSA's, see appendix D]

SIC code	Geographic area and kind of business or operation	Establishments (number)	Receipts (\$1,000)	Annual payroll (\$1,000)	First-quarter payroll (\$1,000)	Paid employees for pay period including March 12 (number)
GOLDSBORO, NC MSA—Con.						
75	Automotive repair, services, and parking -----	70	26 748	9 126	2 172	432
751	Automotive rental and leasing, without drivers -----	4	(D)	(D)	(D)	CC
752	Automobile parking -----	1	(D)	(D)	(D)	AA
753	Automotive repair shops -----	60	13 708	3 568	845	206
7532	Top, body, and upholstery repair shops and paint shops -----	6	(D)	(D)	(D)	BB
7538	General automotive repair shops -----	35	7 029	1 832	427	116
7533, 4, 6, 7, 9	Other automotive repair shops -----	19	(D)	(D)	(D)	BB
754	Automotive services, except repair -----	5	(D)	(D)	(D)	BB
76	Miscellaneous repair services -----	35	(D)	(D)	(D)	CC
762	Electrical repair shops -----	10	2 639	1 088	269	59
7622	Radio and television repair shops -----	3	(D)	(D)	(D)	AA
7623, 9	Other electrical and electronic repair shops -----	7	(D)	(D)	(D)	BB
763	Watch, clock, and jewelry repair -----	2	(D)	(D)	(D)	AA
764	Reupholstery and furniture repair -----	5	490	152	31	17
769	Miscellaneous repair and related services -----	18	(D)	(D)	(D)	BB
78, 79, 84	Amusement and recreation services, including motion pictures and museums -----	30	6 514	1 397	340	198
781, 2	Motion picture production, distribution, and services -----	—	—	—	—	—
783	Motion picture theaters -----	3	(D)	(D)	(D)	BB
784	Video tape rental -----	9	2 053	306	74	43
792	Theatrical producers (except motion picture), bands, orchestras, and entertainers -----	—	—	—	—	—
793	Bowling centers -----	1	(D)	(D)	(D)	BB
79 ex. 792, 3, 84	Commercial sports and other amusement and recreation services, including museums -----	17	(D)	(D)	(D)	BB
80	Health services -----	115	66 496	32 740	6 524	1 310
801	Offices and clinics of doctors of medicine -----	50	35 156	18 941	3 210	358
802	Offices and clinics of dentists -----	29	10 076	4 242	984	190
803	Offices and clinics of doctors of osteopathy -----	2	(D)	(D)	(D)	AA
804	Offices and clinics of other health practitioners -----	18	3 972	1 398	330	82
805	Nursing and personal care facilities -----	7	14 168	7 073	1 765	635
806	Hospitals -----	—	—	—	—	—
807, 8, 9	Other health services -----	9	(D)	(D)	(D)	BB
81	Legal services -----	40	11 235	3 540	692	147
823, 4, 9	Selected educational services -----	4	(D)	(D)	(D)	BB
83	Social services -----	34	8 659	3 583	682	433
835	Child day care services -----	23	3 377	1 640	393	259
832, 3, 6, 9	Other social services -----	11	5 282	1 943	289	174
87 ex. 8733	Engineering, accounting, research, management, and related services (except noncommercial research organizations) -----	45	11 626	5 334	1 325	213
871	Engineering, architectural, and surveying services -----	11	4 095	2 208	596	66
872	Accounting, auditing, and bookkeeping services -----	25	5 486	2 291	530	102
873 ex. 8733	Research, development, and testing services (except noncommercial research organizations) -----	1	(D)	(D)	(D)	AA
874	Management and public relations services -----	8	(D)	(D)	(D)	BB
89	Services, n.e.c. -----	3	(D)	(D)	(D)	AA
GREENSBORO-WINSTON-SALEM-HIGH POINT, NC MSA						
	Total -----	7 211	3 815 742	1 447 608	325 067	75 213
70 ex. 704	Hotels, rooming houses, camps, and other lodging places (except membership lodging) -----	130	169 772	48 952	11 518	4 401
7011	Hotels and motels -----	116	165 692	48 206	11 377	4 322
7011 pt.	Hotels -----	71	141 073	42 133	10 084	3 702
7011 pt.	Hotels, 25 guestrooms or more -----	67	140 654	42 048	10 065	3 691
7011 pt.	Hotels, less than 25 guestrooms -----	4	419	85	19	11
7011 pt.	Motels, motor hotels, and tourist courts -----	45	24 619	6 073	1 293	620
7011 pt.	Motels, tourist courts -----	40	20 354	4 785	1 040	502
7011 pt.	Motor hotels -----	5	4 265	1 288	253	118
702, 3	Other lodging places -----	14	4 080	746	141	79
702	Rooming and boarding houses -----	3	(D)	(D)	(D)	AA
703	Camps and recreational vehicle parks -----	11	(D)	(D)	(D)	BB

Table 7a. Summary Statistics for Firms Subject to Federal Income Tax for Metropolitan Areas: 1992 — Con.

[Includes only establishments with payroll. For meaning of abbreviations and symbols, see introductory text. For explanation of terms and comparability of 1987 and 1992 censuses, see appendix A. For definitions of CMSA's, MSA's, and PMSA's, see appendix D]

SIC code	Geographic area and kind of business or operation	Establishments (number)	Receipts (\$1,000)	Annual payroll (\$1,000)	First-quarter payroll (\$1,000)	Paid employees for pay period including March 12 (number)
	GREENSBORO-WINSTON-SALEM-HIGH POINT, NC MSA — Con.					
72	Personal services -----	843	213 686	73 335	17 890	5 740
721	Laundry, cleaning, and garment services -----	285	93 581	32 715	7 803	2 641
7211	Power laundries, family and commercial* -----	8	4 152	1 333	222	128
7213	Linen supply* -----	6	15 701	5 088	1 434	311
7215	Coin-operated laundries and drycleaning -----	64	6 869	1 625	383	176
7216	Drycleaning plants, except rug cleaning* -----	131	36 353	14 739	3 435	1 335
7217	Carpet and upholstery cleaning -----	37	4 696	1 826	412	180
7218	Industrial launderers* -----	8	20 905	6 453	1 560	387
7212, 9	Other laundry, cleaning, and garment services* -----	31	4 905	1 651	357	124
7212	Garment pressing, and agents for laundries and drycleaners -----	5	297	70	34	22
7219	Laundry and garment services, n.e.c.* -----	26	4 608	1 581	323	102
722	Photographic studios, portrait -----	52	12 581	2 796	689	275
723, 4	Beauty and barber shops -----	293	39 881	19 312	4 528	1 295
723	Beauty shops -----	262	36 361	17 466	4 078	1 190
724	Barber shops -----	31	3 520	1 846	450	105
725	Shoe repair shops and shoeshine parlors -----	21	1 427	433	103	42
726	Funeral service and crematories -----	63	38 583	11 144	2 774	498
729	Miscellaneous personal services -----	129	27 633	6 935	1 993	989
7291	Tax return preparation services -----	44	10 130	3 228	1 189	686
7299	Miscellaneous personal services, n.e.c. -----	85	17 503	3 707	804	303
73	Business services -----	1 459	972 292	373 793	84 550	26 693
731	Advertising -----	86	66 167	21 451	5 261	1 046
7311	Advertising agencies -----	70	40 678	15 228	3 883	458
7312	Outdoor advertising services -----	6	(D)	(D)	(D)	BB
7313	Radio, television, publishers' advertising representatives -----	2	(D)	(D)	(D)	AA
7319	Advertising, n.e.c. -----	8	(D)	(D)	(D)	EE
732	Consumer credit reporting agencies, mercantile reporting agencies, and adjustment and collection agencies -----	22	34 017	9 503	2 185	363
7322	Adjustment and collection services -----	16	12 383	3 915	855	141
7323	Credit reporting services -----	6	21 634	5 588	1 330	222
733	Mailing, reproduction, commercial art and photography, and stenographic services -----	149	92 194	29 919	7 171	1 186
7331	Direct mail advertising services -----	14	14 384	2 999	688	127
7334	Photocopying and duplicating services -----	7	2 266	750	169	33
7335, 6	Commercial photography, art, and graphics -----	100	72 381	25 005	6 040	940
7335	Commercial photography -----	39	41 350	16 544	3 901	672
7336	Commercial art and graphic design -----	61	31 031	8 461	2 139	268
7338	Secretarial and court reporting services -----	28	3 163	1 165	274	86
734	Services to dwellings and other buildings -----	339	109 160	54 741	12 257	6 390
7342	Disinfecting and pest control services -----	51	20 404	8 012	1 731	408
7349	Building cleaning and maintenance services, n.e.c. -----	288	88 756	46 729	10 526	5 982
735	Miscellaneous equipment rental and leasing -----	88	61 719	13 990	3 350	634
7352	Medical equipment rental and leasing -----	8	10 091	2 614	610	118
7353	Heavy construction equipment rental and leasing -----	8	4 929	1 168	319	56
7359	Equipment rental and leasing, n.e.c. -----	72	46 699	10 208	2 421	460
736	Personnel supply services -----	205	187 792	114 108	24 659	10 726
7361	Employment agencies -----	76	28 199	9 508	2 284	644
7363	Help supply services -----	129	159 593	104 600	22 375	10 082
7363 pt.	Temporary help supply -----	113	145 651	96 569	20 703	9 658
7363 pt.	Help supply, except temporary -----	16	13 942	8 031	1 672	424
737	Computer programming, data processing, and other computer related services -----	220	177 793	58 127	13 721	2 034
7371, 2, 3	Computer programming, prepackaged software, and integrated systems -----	136	69 595	27 724	6 287	721
7371	Computer programming services -----	95	40 579	19 491	4 345	460
7372	Prepackaged software -----	19	6 652	2 465	555	85
7373	Computer integrated systems -----	22	22 364	5 768	1 387	176
7374, 5, 6	Data processing services -----	34	62 220	18 536	4 727	963
7374, 5	Computer processing, information retrieval -----	33	(D)	(D)	(D)	FF
7376	Computer facilities management services -----	1	(D)	(D)	(D)	AA
7377, 8, 9	Computer rental and leasing, maintenance, and related services, n.e.c. -----	50	45 978	11 867	2 707	350
7377	Computer rental and leasing -----	—	—	—	—	—
7378	Computer maintenance and repair -----	18	35 679	8 966	2 267	267
7379	Computer related services, n.e.c. -----	32	10 299	2 901	440	83
738	Miscellaneous business services -----	350	243 450	71 954	15 946	4 314
7381, 2	Detective agencies and protective services -----	56	39 426	21 763	5 515	2 096
7381	Detective, guard, and armored car services -----	44	25 512	16 739	4 316	1 852
7382	Security systems services -----	12	13 914	5 024	1 199	244
7383	News syndicates -----	—	—	—	—	—
7384	Photofinishing laboratories* -----	40	12 625	4 990	1 072	290
7389	Business services, n.e.c. -----	254	191 399	45 201	9 359	1 928
7389 pt.	Sign painting shops -----	15	2 274	529	123	40
7389 pt.	Interior designing -----	51	12 026	2 393	545	115
7389 pt.	Telephone answering services -----	10	1 550	718	172	75
7389 pt.	Other business services -----	178	175 549	41 561	8 519	1 698

Table 7a. Summary Statistics for Firms Subject to Federal Income Tax for Metropolitan Areas: 1992 — Con.

[Includes only establishments with payroll. For meaning of abbreviations and symbols, see introductory text. For explanation of terms and comparability of 1987 and 1992 censuses, see appendix A. For definitions of CMSA's, MSA's, and PMSA's, see appendix D]

SIC code	Geographic area and kind of business or operation	Establishments (number)	Receipts (\$1,000)	Annual payroll (\$1,000)	First-quarter payroll (\$1,000)	Paid employees for pay period including March 12 (number)
	GREENSBORO-WINSTON-SALEM-HIGH POINT, NC MSA — Con.					
75	Automotive repair, services, and parking -----	686	247 433	54 773	13 000	3 140
751	Automotive rental and leasing, without drivers -----	52	92 823	12 219	2 932	567
7513	Truck rental and leasing, without drivers -----	27	72 156	9 182	2 237	370
7514, 5	Passenger car rental and leasing -----	23	(D)	(D)	(D)	CC
7514	Passenger car rental -----	23	(D)	(D)	(D)	CC
7515	Passenger car leasing -----	—	—	—	—	—
7519	Utility trailer and recreational vehicle rental -----	2	(D)	(D)	(D)	AA
752	Automobile parking -----	10	1 200	348	77	42
753	Automotive repair shops -----	524	131 905	35 300	8 434	1 881
7532	Top, body, and upholstery repair shops and paint shops -----	125	29 868	8 373	2 117	443
7532 pt.	Top and body repair shops -----	116	28 564	8 012	2 020	415
7532 pt.	Paint shops -----	9	1 304	361	97	28
7538	General automotive repair shops -----	279	64 076	17 112	3 974	900
7538 pt.	General automotive repair shops, except diesel -----	234	49 867	12 788	2 979	686
7538 pt.	Diesel repair shops -----	45	14 209	4 324	995	214
7533, 4, 6, 7, 9	Other automotive repair shops -----	120	37 961	9 815	2 343	538
7533	Automotive exhaust system repair shops -----	26	7 227	1 573	370	86
7534	Tire retreading and repair shops -----	12	11 053	2 689	660	135
7536	Automotive glass replacement shops -----	25	5 900	1 498	375	84
7537	Automotive transmission repair shops -----	16	2 673	925	215	54
7539	Automotive repair shops, n.e.c. -----	41	11 108	3 130	723	179
7539 pt.	Radiator repair -----	13	2 649	773	178	49
7539 pt.	Brake, front end, and wheel alignment -----	8	1 182	329	74	17
7539 pt.	Automotive electrical and fuel system services -----	15	4 795	1 460	350	78
7539 pt.	Other automotive repair shops, n.e.c. -----	5	2 482	568	121	35
754	Automotive services, except repair -----	100	21 505	6 906	1 557	650
7542	Carwashes -----	63	10 977	3 540	771	435
7549	Automotive services, except repair and carwashes -----	37	10 528	3 366	786	215
76	Miscellaneous repair services -----	377	128 741	43 134	10 082	2 052
762	Electrical repair shops -----	109	40 870	15 531	3 686	712
7622	Radio and television repair shops -----	33	11 303	4 187	987	207
7623, 9	Other electrical and electronic repair shops -----	76	29 567	11 344	2 699	505
7623	Refrigeration and air-conditioning service and repair shops -----	19	6 958	2 084	489	97
7629	Electrical and electronic repair shops, n.e.c. -----	57	22 609	9 260	2 210	408
763	Watch, clock, and jewelry repair -----	8	753	140	34	14
764	Reupholstery and furniture repair -----	49	6 046	2 257	521	171
769	Miscellaneous repair and related services -----	211	81 072	25 206	5 841	1 155
7692	Welding repair -----	32	5 100	1 301	310	87
7694	Armature rewinding shops -----	13	7 751	2 354	561	117
7699	Repair shops and related services, n.e.c. -----	166	68 221	21 551	4 970	951
78, 79, 84	Amusement and recreation services, including motion pictures and museums -----	466	172 704	42 565	8 958	3 690
781, 2	Motion picture production, distribution, and services -----	23	5 648	2 159	316	51
783	Motion picture theaters -----	25	16 458	2 394	556	331
7832	Motion picture theaters, except drive-in -----	24	(D)	(D)	(D)	EE
7833	Drive-in motion picture theaters -----	1	(D)	(D)	(D)	AA
784	Video tape rental -----	110	28 319	5 636	1 306	621
792	Theatrical producers (except motion picture), bands, orchestras, and entertainers -----	20	2 838	661	139	69
7922	Theatrical producers (except motion picture) and miscellaneous theatrical services -----	14	2 199	338	103	58
7929	Bands, orchestras, actors, and other entertainers and entertainment groups -----	6	639	323	36	11
793	Bowling centers -----	12	10 058	3 162	821	301
79 ex. 792, 3; 84	Commercial sports and other amusement and recreation services, including museums -----	276	109 383	28 553	5 820	2 317
794	Commercial sports -----	25	25 416	5 595	1 087	203
7941	Professional sports clubs, managers, promoters -----	3	2 136	583	268	56
7948	Racing, including track operation -----	22	23 280	5 012	819	147
79 ex. 792, 3, 4; 84	Other amusement and recreation services, including museums -----	251	83 967	22 958	4 733	2 114
791	Dance studios, schools, and halls -----	30	4 302	726	176	99
7991	Physical fitness facilities -----	39	8 270	2 475	585	435
7992	Public golf courses -----	34	12 407	3 740	775	269
7993	Coin-operated amusement devices -----	22	9 980	1 549	350	99
7996	Amusement parks -----	1	(D)	(D)	(D)	CC
7997	Membership sports and recreation clubs -----	39	24 097	8 642	1 729	589
7999, 84	Amusement and recreation services, including museums, n.e.c. -----	86	(D)	(D)	(D)	FF
7999 pt.	Concession operators of amusement devices and rides -----	2	(D)	(D)	(D)	AA
7999 pt.	Carnivals, circuses, and fairs -----	—	—	—	—	—
7999 pt., 84	Other recreation and amusements, including museums -----	84	(D)	(D)	(D)	EE

Table 7a. Summary Statistics for Firms Subject to Federal Income Tax for Metropolitan Areas: 1992 — Con.

[Includes only establishments with payroll. For meaning of abbreviations and symbols, see introductory text. For explanation of terms and comparability of 1987 and 1992 censuses, see appendix A. For definitions of CMSA's, MSA's, and PMSA's, see appendix D]

SIC code	Geographic area and kind of business or operation	Establishments (number)	Receipts (\$1,000)	Annual payroll (\$1,000)	First-quarter payroll (\$1,000)	Paid employees for pay period including March 12 (number)
GREENSBORO-WINSTON-SALEM-HIGH POINT, NC MSA — Con.						
80	Health services	1 509	1 187 039	527 727	115 147	17 093
801	Offices and clinics of doctors of medicine	661	599 053	295 969	62 186	5 965
8011 pt.	Offices of doctors of medicine	649	518 813	273 903	56 790	5 399
8011 pt.	General medical clinics	12	80 240	22 066	5 396	566
802	Offices and clinics of dentists	379	150 944	63 263	14 141	2 346
803	Offices and clinics of doctors of osteopathy	—	—	—	—	—
804	Offices and clinics of other health practitioners	261	89 887	35 344	8 041	1 364
8041	Offices and clinics of chiropractors	70	15 995	4 129	963	235
8042	Offices and clinics of optometrists	80	30 093	10 890	2 861	388
8043	Offices and clinics of podiatrists	25	6 830	2 848	577	96
8049	Offices and clinics of health practitioners, n.e.c.	86	36 969	17 477	3 640	645
805	Nursing and personal care facilities	53	120 347	61 096	14 195	4 377
8051	Skilled nursing care facilities	38	106 667	53 938	12 436	3 841
8052	Intermediate care facilities	9	9 947	5 384	1 328	378
8059	Nursing and personal care facilities, n.e.c.	6	3 733	1 774	431	158
806	Hospitals	2	(D)	(D)	(D)	EE
8062	General medical and surgical hospitals	—	—	—	—	—
8063, 9	Specialty hospitals	2	(D)	(D)	(D)	EE
807, 8, 9	Other health services	153	(D)	(D)	(D)	HH
807	Medical and dental laboratories	76	111 235	33 619	7 613	1 234
8071	Medical laboratories	34	103 107	30 175	6 798	1 077
8072	Dental laboratories	42	8 128	3 444	815	157
808	Home health care services	33	30 467	16 056	3 895	1 088
809	Miscellaneous health and allied services, n.e.c.	44	(D)	(D)	(D)	EE
8092	Kidney dialysis centers	7	21 200	4 557	1 017	148
8093	Specialty outpatient facilities, n.e.c.	19	10 974	2 786	736	124
8099	Health and allied services, n.e.c.	18	(D)	(D)	(D)	CC
81	Legal services	487	241 090	82 125	16 728	2 627
823, 4, 9	Selected educational services	50	9 536	3 463	849	250
823	Libraries	1	(D)	(D)	(D)	AA
824	Vocational schools	14	5 312	1 703	409	103
829	Schools and educational services, n.e.c.	35	(D)	(D)	(D)	CC
83	Social services	324	73 717	30 558	7 234	3 262
835	Child day care services	210	30 206	14 374	3 410	1 812
832, 3, 6, 9	Other social services	114	43 511	16 184	3 824	1 450
87 ex. 8733	Engineering, accounting, research, management, and related services (except noncommercial research organizations)	831	345 641	145 643	33 779	5 768
871	Engineering, architectural, and surveying services	211	90 015	42 150	9 846	1 395
8711	Engineering services	111	67 867	32 365	7 591	948
8712	Architectural services	46	14 227	6 049	1 417	222
8713	Surveying services	54	7 921	3 736	838	225
872	Accounting, auditing, and bookkeeping services	351	110 190	41 169	10 409	1 744
873 ex. 8733	Research, development, and testing services (except noncommercial research organizations)	50	47 278	14 644	3 130	774
8731	Commercial physical and biological research	11	5 905	2 403	445	55
8732	Commercial economic, sociological, and educational research	21	33 343	8 412	1 943	575
8734	Testing laboratories	18	8 030	3 829	742	144
874	Management and public relations services	219	98 158	47 680	10 394	1 855
8741	Management services	60	46 247	24 515	5 608	1 124
8742	Management consulting services	120	37 219	17 078	3 538	525
8743	Public relations services	1	(D)	(D)	(D)	BB
8744	Facilities support management services	1	(D)	(D)	(D)	AA
8748	Business consulting services, n.e.c.	22	7 629	3 247	782	136
89	Services, n.e.c.	49	54 091	21 540	5 332	497
GREENVILLE, NC MSA						
	Total	645	329 844	136 069	28 943	7 212
70 ex. 704	Hotels, rooming houses, camps, and other lodging places (except membership lodging)	15	15 330	2 739	561	327
7011	Hotels and motels	15	15 330	2 739	561	327
7011 pt.	Hotels	10	13 835	2 458	509	277
7011 pt.	Motels, motor hotels, and tourist courts	5	1 495	281	52	50
702, 3	Other lodging places	—	—	—	—	—

NC-110 NORTH CAROLINA

SERVICE INDUSTRIES—GEOGRAPHIC AREA SERIES

Table 7a. Summary Statistics for Firms Subject to Federal Income Tax for Metropolitan Areas: 1992—Con.

[Includes only establishments with payroll. For meaning of abbreviations and symbols, see introductory text. For explanation of terms and comparability of 1987 and 1992 censuses, see appendix A. For definitions of CMSA's, MSA's, and PMSA's, see appendix D]

SIC code	Geographic area and kind of business or operation	Establishments (number)	Receipts (\$1,000)	Annual payroll (\$1,000)	First-quarter payroll (\$1,000)	Paid employees for pay period including March 12 (number)
GREENVILLE, NC MSA—Con.						
72	Personal services	74	14 486	4 591	1 458	585
721	Laundry, cleaning, and garment services	23	5 964	1 971	741	223
7211	Power laundries, family and commercial*	1	(D)	(D)	(D)	AA
7213	Linen supply*	—	—	—	—	—
7215	Coin-operated laundries and drycleaning	4	(D)	(D)	(D)	AA
7216	Drycleaning plants, except rug cleaning*	11	3 340	1 325	594	172
7217	Carpet and upholstery cleaning	3	(D)	(D)	(D)	AA
7218	Industrial laundriers*	1	(D)	(D)	(D)	AA
7212, 9	Other laundry, cleaning, and garment services*	3	281	98	7	5
722	Photographic studios, portrait	5	970	220	48	24
723, 4	Beauty and barber shops	26	2 260	937	234	100
723	Beauty shops	26	2 260	937	234	100
724	Barber shops	—	—	—	—	—
725	Shoe repair shops and shoeshine parlors	3	220	35	10	5
726	Funeral service and crematories	7	3 862	824	207	53
729	Miscellaneous personal services	10	1 210	604	218	180
73	Business services	101	55 432	22 350	4 367	1 845
731	Advertising	5	1 357	644	155	27
732	Consumer credit reporting agencies, mercantile reporting agencies, and adjustment and collection agencies	3	(D)	(D)	(D)	BB
733	Mailing, reproduction, commercial art and photography, and stenographic services	6	(D)	(D)	(D)	BB
734	Services to dwellings and other buildings	27	8 756	3 386	775	488
735	Miscellaneous equipment rental and leasing	12	7 862	1 586	363	72
736	Personnel supply services	14	12 485	9 155	1 249	604
737	Computer programming, data processing, and other computer related services	7	2 317	838	208	42
7371, 2, 3	Computer programming, prepackaged software, and integrated systems	6	(D)	(D)	(D)	BB
7374, 5, 6	Data processing services	—	—	—	—	—
7377, 8, 9	Computer rental and leasing, maintenance, and related services, n.e.c.	1	(D)	(D)	(D)	AA
738	Miscellaneous business services	27	17 119	5 167	1 281	519
75	Automotive repair, services, and parking	63	21 377	5 069	1 160	268
751	Automotive rental and leasing, without drivers	5	(D)	(D)	(D)	AA
752	Automobile parking	2	(D)	(D)	(D)	AA
753	Automotive repair shops	49	14 201	4 224	992	217
7532	Top, body, and upholstery repair shops and paint shops	7	3 055	850	194	39
7538	General automotive repair shops	31	8 236	2 558	620	142
7533, 4, 6, 7, 9	Other automotive repair shops	11	2 910	816	178	36
754	Automotive services, except repair	7	(D)	(D)	(D)	BB
76	Miscellaneous repair services	25	5 933	1 954	473	97
762	Electrical repair shops	7	3 012	1 144	294	51
7622	Radio and television repair shops	1	(D)	(D)	(D)	AA
7623, 9	Other electrical and electronic repair shops	6	(D)	(D)	(D)	BB
763	Watch, clock, and jewelry repair	—	—	—	—	—
764	Reupholstery and furniture repair	3	311	89	22	6
769	Miscellaneous repair and related services	15	2 610	721	157	40
78, 79, 84	Amusement and recreation services, including motion pictures and museums	47	14 205	3 253	758	437
781, 2	Motion picture production, distribution, and services	—	—	—	—	—
783	Motion picture theaters	4	(D)	(D)	(D)	BB
784	Video tape rental	6	(D)	(D)	(D)	BB
792	Theatrical producers (except motion picture), bands, orchestras, and entertainers	—	—	—	—	—
793	Bowling centers	2	(D)	(D)	(D)	BB
79 ex. 792, 3, 84	Commercial sports and other amusement and recreation services, including museums	35	9 137	2 468	567	328
80	Health services	146	146 007	72 232	15 002	2 314
801	Offices and clinics of doctors of medicine	57	81 308	46 961	9 228	900
802	Offices and clinics of dentists	37	16 464	6 403	1 257	240
803	Offices and clinics of doctors of osteopathy	—	—	—	—	—
804	Offices and clinics of other health practitioners	32	10 715	4 291	937	247
805	Nursing and personal care facilities	5	10 633	5 731	1 332	387
806	Hospitals	—	—	—	—	—
807, 8, 9	Other health services	15	26 887	8 846	2 248	540
81	Legal services	60	22 346	7 523	1 575	296
823, 4, 9	Selected educational services	7	(D)	(D)	(D)	BB
83	Social services	39	9 295	3 919	932	514
835	Child day care services	27	4 994	2 503	592	353
832, 3, 6, 9	Other social services	12	4 301	1 416	340	161

Table 7a. Summary Statistics for Firms Subject to Federal Income Tax for Metropolitan Areas: 1992 — Con.

[Includes only establishments with payroll. For meaning of abbreviations and symbols, see introductory text. For explanation of terms and comparability of 1987 and 1992 censuses, see appendix A. For definitions of CMSA's, MSA's, and PMSA's, see appendix D]

SIC code	Geographic area and kind of business or operation	Establishments (number)	Receipts (\$1,000)	Annual payroll (\$1,000)	First-quarter payroll (\$1,000)	Paid employees for pay period including March 12 (number)
GREENVILLE, NC MSA — Con.						
87 ex. 8733	Engineering, accounting, research, management, and related services (except noncommercial research organizations) -----	67	23 610	11 385	2 403	457
871	Engineering, architectural, and surveying services -----	19	12 897	6 799	1 397	248
872	Accounting, auditing, and bookkeeping services -----	33	6 364	3 187	711	142
873 ex. 8733	Research, development, and testing services (except noncommercial research organizations) -----	3	(D)	(D)	(D)	AA
874	Management and public relations services -----	12	(D)	(D)	(D)	BB
89	Services, n.e.c. -----	1	(D)	(D)	(D)	AA
HICKORY—MORGANTON, NC MSA						
	Total -----	1 557	689 415	264 703	59 867	14 247
70 ex. 704	Hotels, rooming houses, camps, and other lodging places (except membership lodging) -----	37	23 120	6 057	1 387	680
7011	Hotels and motels -----	28	20 834	5 524	1 250	619
7011 pt.	Hotels -----	16	15 370	4 149	894	436
7011 pt.	Motels, motor hotels, and tourist courts -----	12	5 464	1 375	356	183
702, 3	Other lodging places -----	9	2 286	533	137	61
72	Personal services -----	200	37 598	13 242	3 214	1 184
721	Laundry, cleaning, and garment services -----	54	16 978	6 638	1 580	553
7211	Power laundries, family and commercial* -----	3	3 665	1 538	344	151
7213	Linen supply* -----	1	(D)	(D)	(D)	BB
7215	Coin-operated laundries and drycleaning -----	17	1 858	567	129	59
7216	Drycleaning plants, except rug cleaning* -----	22	6 173	2 647	653	225
7217	Carpet and upholstery cleaning -----	6	(D)	(D)	(D)	AA
7218	Industrial laundries* -----	1	(D)	(D)	(D)	BB
7212, 9	Other laundry, cleaning, and garment services* -----	4	(D)	(D)	(D)	BB
722	Photographic studios, portrait -----	13	1 760	304	65	28
723, 4	Beauty and barber shops -----	87	6 276	2 375	598	255
723	Beauty shops -----	78	5 880	2 235	561	239
724	Barber shops -----	9	396	140	37	16
725	Shoe repair shops and shoeshine parlors -----	4	315	22	6	5
726	Funeral service and crematories -----	18	9 102	3 001	688	138
729	Miscellaneous personal services -----	24	3 167	902	277	205
73	Business services -----	230	72 991	28 616	6 405	2 911
731	Advertising -----	19	8 832	3 141	741	135
732	Consumer credit reporting agencies, mercantile reporting agencies, and adjustment and collection agencies -----	4	(D)	(D)	(D)	BB
733	Mailing, reproduction, commercial art and photography, and stenographic services -----	16	5 402	1 502	315	81
734	Services to dwellings and other buildings -----	73	9 923	3 740	803	345
735	Miscellaneous equipment rental and leasing -----	21	10 194	2 536	658	148
736	Personnel supply services -----	21	14 687	10 085	2 246	1 521
737	Computer programming, data processing, and other computer related services -----	19	6 364	1 899	438	230
7371, 2, 3	Computer programming, prepackaged software, and integrated systems -----	13	3 622	1 388	325	210
7374, 5, 6	Data processing services -----	1	(D)	(D)	(D)	AA
7377, 8, 9	Computer rental and leasing, maintenance, and related services, n.e.c. -----	5	(D)	(D)	(D)	AA
738	Miscellaneous business services -----	57	(D)	(D)	(D)	EE
75	Automotive repair, services, and parking -----	189	52 264	13 763	3 286	801
751	Automotive rental and leasing, without drivers -----	14	14 969	3 637	870	143
752	Automobile parking -----	1	(D)	(D)	(D)	AA
753	Automotive repair shops -----	145	32 774	8 676	2 066	486
7532	Top, body, and upholstery repair shops and paint shops -----	35	8 671	2 650	629	133
7538	General automotive repair shops -----	81	15 270	3 836	879	233
7533, 4, 6, 7, 9	Other automotive repair shops -----	29	8 833	2 190	558	120
754	Automotive services, except repair -----	29	(D)	(D)	(D)	CC
76	Miscellaneous repair services -----	75	28 558	9 275	2 143	461
762	Electrical repair shops -----	15	5 864	1 999	467	89
7622	Radio and television repair shops -----	4	(D)	(D)	(D)	AA
7623, 9	Other electrical and electronic repair shops -----	11	(D)	(D)	(D)	BB
763	Watch, clock, and jewelry repair -----	1	(D)	(D)	(D)	AA
764	Reupholstery and furniture repair -----	18	7 636	2 617	624	159
769	Miscellaneous repair and related services -----	41	(D)	(D)	(D)	CC
78, 79, 84	Amusement and recreation services, including motion pictures and museums -----	111	26 402	5 306	1 138	608
781, 2	Motion picture production, distribution, and services -----	2	(D)	(D)	(D)	AA
783	Motion picture theaters -----	6	(D)	(D)	(D)	BB
784	Video tape rental -----	32	5 107	1 029	242	163
792	Theatrical producers (except motion picture), bands, orchestras, and entertainers -----	4	271	56	15	6
793	Bowling centers -----	3	(D)	(D)	(D)	BB
79 ex. 792, 3, 84	Commercial sports and other amusement and recreation services, including museums -----	64	14 992	3 316	675	314

NC-112 NORTH CAROLINA

SERVICE INDUSTRIES—GEOGRAPHIC AREA SERIES

Table 7a. Summary Statistics for Firms Subject to Federal Income Tax for Metropolitan Areas: 1992—Con.

[Includes only establishments with payroll. For meaning of abbreviations and symbols, see introductory text. For explanation of terms and comparability of 1987 and 1992 censuses, see appendix A. For definitions of CMSA's, MSA's, and PMSA's, see appendix D]

SIC code	Geographic area and kind of business or operation	Establishments (number)	Receipts (\$1,000)	Annual payroll (\$1,000)	First-quarter payroll (\$1,000)	Paid employees for pay period including March 12 (number)
HICKORY—MORGANTON, NC MSA—Con.						
80	Health services -----	366	335 634	147 454	32 530	5 491
801	Offices and clinics of doctors of medicine -----	166	130 125	70 657	14 447	1 316
802	Offices and clinics of dentists -----	87	27 212	11 030	2 380	518
803	Offices and clinics of doctors of osteopathy -----	1	(D)	(D)	(D)	AA
804	Offices and clinics of other health practitioners -----	66	14 568	4 802	1 048	204
805	Nursing and personal care facilities -----	23	49 094	24 184	5 819	1 821
806	Hospitals -----	2	(D)	(D)	(D)	GG
807, 8, 9	Other health services -----	21	(D)	(D)	(D)	EE
81	Legal services -----	92	29 922	10 974	2 518	380
823, 4, 9	Selected educational services -----	6	329	129	11	11
83	Social services -----	80	15 231	6 756	1 482	734
835	Child day care services -----	53	7 577	3 879	918	474
832, 3, 6, 9	Other social services -----	27	7 654	2 877	564	260
87 ex. 8733	Engineering, accounting, research, management, and related services (except noncommercial research organizations) -----	161	65 339	22 154	5 525	973
871	Engineering, architectural, and surveying services -----	46	18 305	6 284	1 483	241
872	Accounting, auditing, and bookkeeping services -----	75	19 784	7 350	1 805	373
873 ex. 8733	Research, development, and testing services (except noncommercial research organizations) -----	3	835	394	63	20
874	Management and public relations services -----	37	26 415	8 126	2 174	339
89	Services, n.e.c. -----	10	2 027	977	228	13
JACKSONVILLE, NC MSA						
	Total -----	548	172 036	57 126	13 267	4 300
70 ex. 704	Hotels, rooming houses, camps, and other lodging places (except membership lodging) -----	16	(D)	(D)	(D)	EE
7011	Hotels and motels -----	15	7 724	2 002	411	261
7011 pt.	Hotels -----	6	3 588	872	175	106
7011 pt.	Motels, motor hotels, and tourist courts -----	9	4 136	1 130	236	155
702, 3	Other lodging places -----	1	(D)	(D)	(D)	AA
72	Personal services -----	93	16 294	5 663	1 449	690
721	Laundry, cleaning, and garment services -----	26	7 849	2 529	616	283
7211	Power laundries, family and commercial* -----	1	(D)	(D)	(D)	BB
7213	Linen supply* -----	—	—	—	—	—
7215	Coin-operated laundries and drycleaning -----	7	1 021	362	98	47
7216	Drycleaning plants, except rug cleaning* -----	12	3 765	1 422	328	148
7217	Carpet and upholstery cleaning -----	3	(D)	(D)	(D)	BB
7218	Industrial launderers* -----	1	(D)	(D)	(D)	BB
7212, 9	Other laundry, cleaning, and garment services* -----	2	(D)	(D)	(D)	AA
722	Photographic studios, portrait -----	2	(D)	(D)	(D)	AA
723, 4	Beauty and barber shops -----	42	4 081	1 606	380	186
723	Beauty shops -----	39	3 835	1 541	376	180
724	Barber shops -----	3	246	65	4	6
725	Shoe repair shops and shoeshine parlors -----	3	391	117	25	10
726	Funeral service and crematories -----	5	2 043	559	156	38
729	Miscellaneous personal services -----	15	(D)	(D)	(D)	CC
73	Business services -----	68	15 289	4 906	1 148	416
731	Advertising -----	2	(D)	(D)	(D)	AA
732	Consumer credit reporting agencies, mercantile reporting agencies, and adjustment and collection agencies -----	4	1 172	414	118	23
733	Mailing, reproduction, commercial art and photography, and stenographic services -----	3	253	91	22	7
734	Services to dwellings and other buildings -----	24	(D)	(D)	(D)	CC
735	Miscellaneous equipment rental and leasing -----	9	5 124	803	169	45
736	Personnel supply services -----	4	(D)	(D)	(D)	BB
737	Computer programming, data processing, and other computer related services -----	6	631	215	49	11
7371, 2, 3	Computer programming, prepackaged software, and integrated systems -----	4	(D)	(D)	(D)	AA
7374, 5, 6	Data processing services -----	1	(D)	(D)	(D)	AA
7377, 8, 9	Computer rental and leasing, maintenance, and related services, n.e.c. -----	1	(D)	(D)	(D)	AA
738	Miscellaneous business services -----	16	(D)	(D)	(D)	BB
75	Automotive repair, services, and parking -----	70	19 257	4 468	1 053	308
751	Automotive rental and leasing, without drivers -----	6	2 994	406	86	33
752	Automobile parking -----	1	(D)	(D)	(D)	AA
753	Automotive repair shops -----	59	15 120	3 752	904	239
7532	Top, body, and upholstery repair shops and paint shops -----	17	4 716	1 311	331	79
7538	General automotive repair shops -----	31	7 562	1 688	393	112
7533, 4, 6, 7, 9	Other automotive repair shops -----	11	2 842	753	180	48
754	Automotive services, except repair -----	4	(D)	(D)	(D)	BB

Table 7a. Summary Statistics for Firms Subject to Federal Income Tax for Metropolitan Areas: 1992—Con.

[Includes only establishments with payroll. For meaning of abbreviations and symbols, see introductory text. For explanation of terms and comparability of 1987 and 1992 censuses, see appendix A. For definitions of CMSA's, MSA's, and PMSA's, see appendix D]

SIC code	Geographic area and kind of business or operation	Establishments (number)	Receipts (\$1,000)	Annual payroll (\$1,000)	First-quarter payroll (\$1,000)	Paid employees for pay period including March 12 (number)
JACKSONVILLE, NC MSA—Con.						
76	Miscellaneous repair services -----	26	2 981	1 228	246	68
762	Electrical repair shops -----	8	1 326	942	182	36
7622	Radio and television repair shops -----	1	(D)	(D)	(D)	AA
7623, 9	Other electrical and electronic repair shops -----	7	(D)	(D)	(D)	BB
763	Watch, clock, and jewelry repair -----	1	(D)	(D)	(D)	AA
764	Reupholstery and furniture repair -----	4	270	68	16	6
769	Miscellaneous repair and related services -----	13	(D)	(D)	(D)	BB
78, 79, 84	Amusement and recreation services, including motion pictures and museums -----	51	15 070	3 068	693	435
781, 2	Motion picture production, distribution, and services -----	—	—	—	—	—
783	Motion picture theaters -----	7	(D)	(D)	(D)	BB
784	Video tape rental -----	6	(D)	(D)	(D)	BB
792	Theatrical producers (except motion picture), bands, orchestras, and entertainers -----	1	(D)	(D)	(D)	AA
793	Bowling centers -----	—	—	—	—	—
79 ex. 792, 3; 84	Commercial sports and other amusement and recreation services, including museums -----	37	9 447	2 287	521	332
80	Health services -----	107	67 893	25 869	5 990	1 160
801	Offices and clinics of doctors of medicine -----	49	30 700	12 137	2 800	365
802	Offices and clinics of dentists -----	24	9 928	4 202	921	160
803	Offices and clinics of doctors of osteopathy -----	—	—	—	—	—
804	Offices and clinics of other health practitioners -----	22	5 875	1 694	395	98
805	Nursing and personal care facilities -----	2	(D)	(D)	(D)	EE
806	Hospitals -----	1	(D)	(D)	(D)	CC
807, 8, 9	Other health services -----	9	(D)	(D)	(D)	CC
81	Legal services -----	45	10 413	2 404	541	179
823, 4, 9	Selected educational services -----	2	(D)	(D)	(D)	AA
83	Social services -----	27	5 695	2 457	590	355
835	Child day care services -----	21	2 877	1 352	319	226
832, 3, 6, 9	Other social services -----	6	2 818	1 105	271	129
87 ex. 8733	Engineering, accounting, research, management, and related services (except noncommercial research organizations) -----	41	10 793	4 903	1 102	406
871	Engineering, architectural, and surveying services -----	12	2 222	1 003	240	71
872	Accounting, auditing, and bookkeeping services -----	19	3 725	1 512	382	96
873 ex. 8733	Research, development, and testing services (except noncommercial research organizations) -----	3	(D)	(D)	(D)	AA
874	Management and public relations services -----	7	(D)	(D)	(D)	CC
89	Services, n.e.c. -----	2	(D)	(D)	(D)	AA
NORFOLK-VIRGINIA BEACH-NEWPORT NEWS, VA-NC MSA						
	Total -----	9 466	5 189 159	2 108 650	464 746	107 298
70 ex. 704	Hotels, rooming houses, camps, and other lodging places (except membership lodging) -----	368	465 731	125 620	25 159	10 757
7011	Hotels and motels -----	325	453 656	122 338	24 540	10 517
7011 pt.	Hotels -----	88	294 123	83 568	17 200	6 934
7011 pt.	Hotels, 25 guestrooms or more -----	78	293 082	83 206	17 146	6 897
7011 pt.	Hotels, less than 25 guestrooms -----	10	1 041	362	54	37
7011 pt.	Motels, motor hotels, and tourist courts -----	237	159 533	38 770	7 340	3 583
7011 pt.	Motels, tourist courts -----	196	114 395	27 890	5 167	2 565
7011 pt.	Motor hotels -----	41	45 138	10 880	2 173	1 018
702, 3	Other lodging places -----	43	12 075	3 282	619	240
702	Rooming and boarding houses -----	5	909	425	103	25
703	Camps and recreational vehicle parks -----	38	11 166	2 857	516	215
72	Personal services -----	1 335	260 712	94 799	22 979	9 596
721	Laundry, cleaning, and garment services -----	367	96 208	34 547	8 215	2 992
7211	Power laundries, family and commercial* -----	13	3 092	1 131	245	139
7213	Linen supply* -----	8	17 679	6 121	1 224	325
7215	Coin-operated laundries and drycleaning -----	84	13 016	2 222	531	275
7216	Drycleaning plants, except rug cleaning* -----	136	30 829	12 319	2 971	1 269
7217	Carpet and upholstery cleaning -----	53	9 154	3 748	793	324
7218	Industrial launderers* -----	7	16 366	6 260	1 748	358
7212, 9	Other laundry, cleaning, and garment services* -----	66	6 072	2 746	703	302
7212	Garment pressing, and agents for laundries and drycleaners -----	27	2 977	1 270	329	142
7219	Laundry and garment services, n.e.c.* -----	39	3 095	1 476	374	160
722	Photographic studios, portrait -----	56	18 435	4 913	1 091	368
723, 4	Beauty and barber shops -----	668	71 350	33 967	8 047	3 399
723	Beauty shops -----	636	68 086	32 232	7 615	3 267
724	Barber shops -----	32	3 264	1 735	432	132
725	Shoe repair shops and shoeshine parlors -----	21	1 972	342	94	43
726	Funeral service and crematories -----	71	34 189	10 035	2 194	594
729	Miscellaneous personal services -----	152	38 558	10 995	3 338	2 200
7291	Tax return preparation services -----	52	11 408	3 944	1 702	1 473
7299	Miscellaneous personal services, n.e.c. -----	100	27 150	7 051	1 636	727

Table 7a. Summary Statistics for Firms Subject to Federal Income Tax for Metropolitan Areas: 1992—Con.

[Includes only establishments with payroll. For meaning of abbreviations and symbols, see introductory text. For explanation of terms and comparability of 1987 and 1992 censuses, see appendix A. For definitions of CMSA's, MSA's, and PMSA's, see appendix D]

SIC code	Geographic area and kind of business or operation	Establishments (number)	Receipts (\$1,000)	Annual payroll (\$1,000)	First-quarter payroll (\$1,000)	Paid employees for pay period including March 12 (number)
NORFOLK-VIRGINIA BEACH-NEWPORT NEWS, VA-NC MSA—Con.						
73	Business services -----	1 564	969 570	416 015	94 836	25 975
731	Advertising -----	74	39 614	14 977	3 694	697
7311	Advertising agencies -----	56	29 440	11 553	2 895	390
7312	Outdoor advertising services -----	4	(D)	(D)	(D)	BB
7313	Radio, television, publishers' advertising representatives -----	5	(D)	(D)	(D)	BB
7319	Advertising, n.e.c. -----	9	(D)	(D)	(D)	CC
732	Consumer credit reporting agencies, mercantile reporting agencies, and adjustment and collection agencies -----	35	11 277	4 451	1 016	226
7322	Adjustment and collection services -----	31	9 456	4 160	934	211
7323	Credit reporting services -----	4	1 821	291	82	15
733	Mailing, reproduction, commercial art and photography, and stenographic services -----	115	32 322	9 987	2 191	620
7331	Direct mail advertising services -----	11	10 708	3 100	690	148
7334	Photocopying and duplicating services -----	19	8 181	2 142	464	193
7335, 6	Commercial photography, art, and graphics -----	56	7 546	1 869	447	125
7335	Commercial photography -----	22	2 525	686	179	53
7336	Commercial art and graphic design -----	34	5 021	1 183	268	72
7338	Secretarial and court reporting services -----	29	5 887	2 876	590	154
734	Services to dwellings and other buildings -----	460	104 595	48 800	11 941	5 940
7342	Disinfecting and pest control services -----	82	33 526	12 894	2 777	700
7349	Building cleaning and maintenance services, n.e.c. -----	378	71 069	35 906	9 164	5 240
735	Miscellaneous equipment rental and leasing -----	141	85 556	23 439	4 925	927
7352	Medical equipment rental and leasing -----	11	9 944	2 565	529	92
7353	Heavy construction equipment rental and leasing -----	18	16 541	4 524	1 119	164
7359	Equipment rental and leasing, n.e.c. -----	112	59 071	16 350	3 277	671
736	Personnel supply services -----	138	148 949	97 902	20 813	7 910
7361	Employment agencies -----	56	14 600	6 453	1 543	289
7363	Help supply services -----	82	134 349	91 449	19 270	7 621
7363 pt.	Temporary help supply -----	71	123 521	83 541	17 570	7 237
7363 pt.	Help supply, except temporary -----	11	10 828	7 908	1 700	384
737	Computer programming, data processing, and other computer related services -----	252	383 571	154 730	35 940	4 611
7371, 2, 3	Computer programming, prepackaged software, and integrated systems -----	161	268 590	115 065	26 832	3 372
7371	Computer programming services -----	118	185 127	83 082	20 712	2 259
7372	Prepackaged software -----	16	5 295	1 510	254	38
7373	Computer integrated systems -----	27	78 168	30 473	5 866	1 075
7374, 5, 6	Data processing services -----	32	47 068	19 324	3 793	619
7374, 5	Computer processing, information retrieval -----	30	(D)	(D)	(D)	FF
7376	Computer facilities management services -----	2	(D)	(D)	(D)	AA
7377, 8, 9	Computer rental and leasing, maintenance, and related services, n.e.c. -----	59	67 913	20 341	5 315	620
7377	Computer rental and leasing -----	1	(D)	(D)	(D)	AA
7378	Computer maintenance and repair -----	24	52 047	16 022	4 329	480
7379	Computer related services, n.e.c. -----	34	(D)	(D)	(D)	CC
738	Miscellaneous business services -----	349	163 686	61 729	14 316	5 044
7381, 2	Detective agencies and protective services -----	76	45 622	26 085	6 023	2 631
7381	Detective, guard, and armored car services -----	61	35 687	22 993	5 285	2 399
7382	Security systems services -----	15	9 935	3 092	738	232
7383	News syndicates -----	1	(D)	(D)	(D)	AA
7384	Photofinishing laboratories* -----	38	15 093	3 467	794	280
7389	Business services, n.e.c. -----	234	(D)	(D)	(D)	GG
7389 pt.	Sign painting shops -----	16	2 431	817	165	59
7389 pt.	Interior designing -----	26	4 556	932	218	58
7389 pt.	Telephone answering services -----	15	8 939	4 060	754	257
7389 pt.	Other business services -----	177	(D)	(D)	(D)	GG
75	Automotive repair, services, and parking -----	885	321 728	79 664	18 514	4 466
751	Automotive rental and leasing, without drivers -----	57	77 798	10 297	2 502	577
7513	Truck rental and leasing, without drivers -----	26	17 299	1 987	473	120
7514, 5	Passenger car rental and leasing -----	28	59 913	8 216	1 978	449
7514	Passenger car rental -----	27	(D)	(D)	(D)	EE
7515	Passenger car leasing -----	1	(D)	(D)	(D)	AA
7519	Utility trailer and recreational vehicle rental -----	3	586	94	51	8
752	Automobile parking -----	27	2 681	597	155	52
753	Automotive repair shops -----	686	215 203	61 306	14 258	3 210
7532	Top, body, and upholstery repair shops and paint shops -----	145	48 320	14 785	3 465	827
7532 pt.	Top and body repair shops -----	129	42 828	13 233	3 116	736
7532 pt.	Paint shops -----	16	5 492	1 552	349	91
7538	General automotive repair shops -----	356	106 262	29 227	6 773	1 526
7538 pt.	General automotive repair shops, except diesel -----	329	98 854	26 632	6 159	1 388
7538 pt.	Diesel repair shops -----	27	7 408	2 595	614	138
7533, 4, 6, 7, 9	Other automotive repair shops -----	185	60 621	17 294	4 020	857
7533	Automotive exhaust system repair shops -----	34	12 207	3 465	802	174
7534	Tire retreading and repair shops -----	5	2 059	484	126	21
7536	Automotive glass replacement shops -----	38	15 379	3 904	936	192
7537	Automotive transmission repair shops -----	39	9 484	3 309	777	157
7539	Automotive repair shops, n.e.c. -----	69	21 492	6 132	1 379	313
7539 pt.	Radiator repair -----	16	4 345	1 230	297	64
7539 pt.	Brake, front end, and wheel alignment -----	19	6 984	1 848	436	93
7539 pt.	Automotive electrical and fuel system services -----	24	7 159	2 089	473	119
7539 pt.	Other automotive repair shops, n.e.c. -----	10	3 004	965	173	37
754	Automotive services, except repair -----	115	26 046	7 464	1 599	627
7542	Carwashes -----	52	7 817	2 607	463	255
7549	Automotive services, except repair and carwashes -----	63	18 229	4 857	1 136	372

Table 7a. Summary Statistics for Firms Subject to Federal Income Tax for Metropolitan Areas: 1992—Con.

[Includes only establishments with payroll. For meaning of abbreviations and symbols, see introductory text. For explanation of terms and comparability of 1987 and 1992 censuses, see appendix A. For definitions of CMSA's, MSA's, and PMSA's, see appendix D]

SIC code	Geographic area and kind of business or operation	Establishments (number)	Receipts (\$1,000)	Annual payroll (\$1,000)	First-quarter payroll (\$1,000)	Paid employees for pay period including March 12 (number)
	NORFOLK-VIRGINIA BEACH-NEWPORT NEWS, VA-NC MSA—Con.					
76	Miscellaneous repair services	414	249 674	87 229	21 522	3 670
762	Electrical repair shops	143	93 269	34 474	8 717	1 627
7622	Radio and television repair shops	47	12 183	4 611	1 048	255
7623, 9	Other electrical and electronic repair shops	96	81 086	29 863	7 669	1 372
7623	Refrigeration and air-conditioning service and repair shops	27	29 490	6 512	1 439	384
7629	Electrical and electronic repair shops, n.e.c.	69	51 596	23 351	6 230	988
763	Watch, clock, and jewelry repair	4	313	107	33	17
764	Reupholstery and furniture repair	50	6 563	2 270	494	149
769	Miscellaneous repair and related services	217	149 529	50 378	12 278	1 877
7692	Welding repair	27	5 272	2 044	473	102
7694	Armature rewinding shops	12	13 584	5 636	1 200	181
7699	Repair shops and related services, n.e.c.	178	130 673	42 698	10 605	1 594
78, 79, 84	Amusement and recreation services, including motion pictures and museums	500	300 691	69 830	13 844	7 036
781, 2	Motion picture production, distribution, and services	27	26 488	7 827	1 049	184
783	Motion picture theaters	31	36 272	4 008	943	605
7832	Motion picture theaters, except drive-in	31	36 272	4 008	943	605
7833	Drive-in motion picture theaters	—	—	—	—	—
784	Video tape rental	96	33 521	5 591	1 372	722
792	Theatrical producers (except motion picture), bands, orchestras, and entertainers	37	12 706	2 770	520	308
7922	Theatrical producers (except motion picture) and miscellaneous theatrical services	16	2 306	722	172	47
7929	Bands, orchestras, actors, and other entertainers and entertainment groups	21	10 400	2 048	348	261
793	Bowling centers	23	19 187	5 903	1 413	632
79 ex. 792, 3; 84	Commercial sports and other amusement and recreation services, including museums	286	172 517	43 731	8 547	4 585
794	Commercial sports	6	3 902	1 052	195	33
7941	Professional sports clubs, managers, promoters	4	(D)	(D)	(D)	BB
7948	Racing, including track operation	2	(D)	(D)	(D)	AA
79 ex. 792, 3, 4; 84	Other amusement and recreation services, including museums	280	168 615	42 679	8 352	4 552
791	Dance studios, schools, and halls	42	3 594	1 080	268	158
7991	Physical fitness facilities	47	29 470	6 819	1 929	1 065
7992	Public golf courses	11	6 121	2 209	424	179
7993	Coin-operated amusement devices	28	14 257	3 733	881	267
7996	Amusement parks	3	(D)	(D)	(D)	GG
7997	Membership sports and recreation clubs	26	13 125	5 099	1 088	397
7999, 84	Amusement and recreation services, including museums, n.e.c. ..	123	(D)	(D)	(D)	FF
7999 pt.	Concession operators of amusement devices and rides	4	216	86	17	10
7999 pt.	Carnivals, circuses, and fairs	2	(D)	(D)	(D)	AA
7999 pt., 84	Other recreation and amusements, including museums	117	(D)	(D)	(D)	FF
80	Health services	2 256	1 356 381	646 982	136 437	21 885
801	Offices and clinics of doctors of medicine	1 123	761 376	407 287	81 887	8 250
8011 pt.	Offices of doctors of medicine	1 109	738 374	396 724	78 993	7 861
8011 pt.	General medical clinics	14	23 002	10 563	2 894	389
802	Offices and clinics of dentists	573	182 558	72 097	15 916	3 145
803	Offices and clinics of doctors of osteopathy	5	1 236	305	36	13
804	Offices and clinics of other health practitioners	341	89 681	34 076	7 330	1 369
8041	Offices and clinics of chiropractors	88	21 468	7 335	1 477	304
8042	Offices and clinics of optometrists	98	23 906	6 179	1 547	350
8043	Offices and clinics of podiatrists	36	9 532	4 352	786	148
8049	Offices and clinics of health practitioners, n.e.c.	119	34 775	16 210	3 520	567
805	Nursing and personal care facilities	50	110 545	54 501	13 320	4 048
8051	Skilled nursing care facilities	20	55 921	25 635	6 140	1 993
8052	Intermediate care facilities	16	50 837	26 697	6 846	1 877
8059	Nursing and personal care facilities, n.e.c.	14	3 787	2 169	334	178
806	Hospitals	7	65 949	25 987	6 001	1 441
8062	General medical and surgical hospitals	—	—	—	—	—
8063, 9	Specialty hospitals	7	65 949	25 987	6 001	1 441
807, 8, 9	Other health services	157	145 036	52 729	11 947	3 619
807	Medical and dental laboratories	59	32 241	11 378	2 366	432
8071	Medical laboratories	31	23 316	6 887	1 365	238
8072	Dental laboratories	28	8 925	4 491	1 001	194
808	Home health care services	42	42 963	24 900	5 804	2 468
809	Miscellaneous health and allied services, n.e.c.	56	69 832	16 451	3 777	719
8092	Kidney dialysis centers	5	11 142	3 033	591	130
8093	Specialty outpatient facilities, n.e.c.	31	49 056	11 098	2 641	403
8099	Health and allied services, n.e.c.	20	9 634	2 320	545	186
81	Legal services	635	302 811	141 887	29 179	3 977
823, 4, 9	Selected educational services	76	44 071	14 763	3 596	893
823	Libraries	—	—	—	—	—
824	Vocational schools	32	19 572	7 503	1 816	567
829	Schools and educational services, n.e.c.	44	24 499	7 260	1 780	326
83	Social services	328	80 576	32 060	7 697	3 518
835	Child day care services	205	37 629	16 911	4 039	2 242
832, 3, 6, 9	Other social services	123	42 947	15 149	3 658	1 276

Table 7a. Summary Statistics for Firms Subject to Federal Income Tax for Metropolitan Areas: 1992—Con.

[Includes only establishments with payroll. For meaning of abbreviations and symbols, see introductory text. For explanation of terms and comparability of 1987 and 1992 censuses, see appendix A. For definitions of CMSA's, MSA's, and PMSA's, see appendix D]

SIC code	Geographic area and kind of business or operation	Establishments (number)	Receipts (\$1,000)	Annual payroll (\$1,000)	First-quarter payroll (\$1,000)	Paid employees for pay period including March 12 (number)
NORFOLK-VIRGINIA BEACH-NEWPORT NEWS, VA-NC MSA—Con.						
87 ex. 8733	Engineering, accounting, research, management, and related services (except noncommercial research organizations) -----	1 048	816 812	393 317	89 638	15 269
871	Engineering, architectural, and surveying services -----	365	436 046	209 888	48 232	6 830
8711	Engineering services -----	228	378 060	185 805	42 515	5 926
8712	Architectural services -----	84	42 558	16 610	3 918	549
8713	Surveying services -----	53	15 428	7 473	1 799	355
872	Accounting, auditing, and bookkeeping services -----	346	120 756	58 403	14 464	2 802
873 ex. 8733	Research, development, and testing services (except noncommercial research organizations) -----	63	78 523	40 869	7 992	2 274
8731	Commercial physical and biological research -----	22	38 333	24 178	4 376	630
8732	Commercial economic, sociological, and educational research -----	15	21 811	7 990	1 870	1 335
8734	Testing laboratories -----	26	18 379	8 701	1 746	309
874	Management and public relations services -----	274	181 487	84 157	18 950	3 363
8741	Management services -----	86	66 655	30 735	6 022	1 223
8742	Management consulting services -----	115	44 259	20 473	4 609	978
8743	Public relations services -----	9	775	424	103	18
8744	Facilities support management services -----	27	60 077	27 616	6 958	967
8748	Business consulting services, n.e.c. -----	37	9 721	4 909	1 258	177
89	Services, n.e.c. -----	57	20 402	6 484	1 345	256
RALEIGH-DURHAM-CHAPEL HILL, NC MSA						
Total -----		7 225	5 022 706	1 938 636	429 805	89 929
70 ex. 704	Hotels, rooming houses, camps, and other lodging places (except membership lodging) -----	140	191 956	54 276	13 048	4 993
7011	Hotels and motels -----	124	186 362	53 094	12 960	4 959
7011 pt.	Hotels -----	64	146 122	42 547	10 360	3 786
7011 pt.	Hotels, 25 guestrooms or more -----	59	145 607	42 419	10 333	3 757
7011 pt.	Hotels, less than 25 guestrooms -----	5	515	128	27	29
7011 pt.	Motels, motor hotels, and tourist courts -----	60	40 240	10 547	2 600	1 173
7011 pt.	Motels, tourist courts -----	49	31 033	7 831	1 878	888
7011 pt.	Motor hotels -----	11	9 207	2 716	722	285
702, 3	Other lodging places -----	5	5 594	1 182	88	34
702	Rooming and boarding houses -----	5	(D)	(D)	(D)	AA
703	Camps and recreational vehicle parks -----	11	(D)	(D)	(D)	AA
72	Personal services -----	693	161 978	58 726	14 096	5 078
721	Laundry, cleaning, and garment services -----	195	63 860	23 619	5 557	1 861
7211	Power laundries, family and commercial* -----	9	1 188	461	121	62
7213	Linen supply* -----	4	(D)	(D)	(D)	EE
7215	Coin-operated laundries and drycleaning -----	32	7 646	1 427	355	158
7216	Drycleaning plants, except rug cleaning* -----	90	28 984	12 385	2 904	1 104
7217	Carpet and upholstery cleaning -----	32	6 522	2 252	479	137
7218	Industrial laundries* -----	2	(D)	(D)	(D)	BB
7212, 9	Other laundry, cleaning, and garment services* -----	26	2 145	878	187	84
7212	Garment pressing, and agents for laundries and drycleaners -----	6	631	151	38	25
7219	Laundry and garment services, n.e.c.* -----	20	1 514	727	149	59
722	Photographic studios, portrait -----	51	11 617	2 462	506	321
723, 4	Beauty and barber shops -----	286	43 392	19 794	4 698	1 426
723	Beauty shops -----	266	41 354	18 843	4 466	1 359
724	Barber shops -----	20	2 038	951	232	67
725	Shoe repair shops and shoeshine parlors -----	18	1 292	246	62	29
726	Funeral service and crematories -----	45	19 853	5 657	1 123	261
729	Miscellaneous personal services -----	98	21 964	6 948	2 150	1 180
7291	Tax return preparation services -----	32	4 977	2 064	880	757
7299	Miscellaneous personal services, n.e.c. -----	66	16 987	4 884	1 270	423
73	Business services -----	1 516	1 545 615	626 983	137 550	34 769
731	Advertising -----	79	69 927	23 439	5 499	743
7311	Advertising agencies -----	58	57 978	20 986	4 958	652
7312	Outdoor advertising services -----	8	8 603	1 700	379	64
7313	Radio, television, publishers' advertising representatives -----	4	1 265	467	121	15
7319	Advertising, n.e.c. -----	9	2 081	286	41	12
732	Consumer credit reporting agencies, mercantile reporting agencies, and adjustment and collection agencies -----	21	14 587	4 646	1 085	215
7322	Adjustment and collection services -----	14	4 229	1 550	310	81
7323	Credit reporting services -----	7	10 358	3 096	775	134
733	Mailing, reproduction, commercial art and photography, and stenographic services -----	158	45 464	13 398	2 959	662
7331	Direct mail advertising services -----	19	(D)	(D)	(D)	BB
7334	Photocopying and duplicating services -----	17	(D)	(D)	(D)	CC
7335, 6	Commercial photography, art, and graphics -----	89	26 392	7 436	1 634	307
7335	Commercial photography -----	19	3 552	871	203	31
7336	Commercial art and graphic design -----	70	22 840	6 565	1 431	276
7338	Secretarial and court reporting services -----	33	4 982	2 118	447	112
734	Services to dwellings and other buildings -----	304	87 088	47 543	11 616	4 938
7342	Disinfecting and pest control services -----	40	21 048	9 358	2 020	384
7349	Building cleaning and maintenance services, n.e.c. -----	264	66 040	38 185	9 596	4 554
735	Miscellaneous equipment rental and leasing -----	88	75 038	18 357	4 240	726
7352	Medical equipment rental and leasing -----	8	19 057	5 922	1 324	190
7353	Heavy construction equipment rental and leasing -----	11	15 489	3 218	786	110
7359	Equipment rental and leasing, n.e.c. -----	69	40 492	9 217	2 130	426

Table 7a. Summary Statistics for Firms Subject to Federal Income Tax for Metropolitan Areas: 1992 — Con.

[Includes only establishments with payroll. For meaning of abbreviations and symbols, see introductory text. For explanation of terms and comparability of 1987 and 1992 censuses, see appendix A. For definitions of CMSA's, MSA's, and PMSA's, see appendix D]

SIC code	Geographic area and kind of business or operation	Establishments (number)	Receipts (\$1,000)	Annual payroll (\$1,000)	First-quarter payroll (\$1,000)	Paid employees for pay period including March 12 (number)
RALEIGH-DURHAM-CHAPEL HILL, NC MSA — Con.						
73	Business services — Con.					
736	Personnel supply services	161	240 003	161 565	31 050	15 901
7361	Employment agencies	50	18 251	11 240	2 134	640
7363	Help supply services	111	221 752	150 325	28 916	15 261
7363 pt.	Temporary help supply	101	215 984	146 105	28 027	15 061
7363 pt.	Help supply, except temporary	10	5 768	4 220	889	200
737	Computer programming, data processing, and other computer related services	386	845 294	289 501	65 182	6 848
7371, 2, 3	Computer programming, prepackaged software, and integrated systems	259	696 000	235 758	52 735	5 322
7371	Computer programming services	170	175 135	88 484	20 982	2 067
7372	Prepackaged software	55	459 728	131 185	28 051	2 819
7373	Computer integrated systems	34	61 137	16 089	3 702	436
7374, 5, 6	Data processing services	38	59 181	24 032	5 258	759
7374, 5	Computer processing, information retrieval	36	(D)	(D)	(D)	FF
7376	Computer facilities management services	2	(D)	(D)	(D)	AA
7377, 8, 9	Computer rental and leasing, maintenance, and related services, n.e.c.	89	90 113	29 711	7 189	767
7377	Computer rental and leasing	4	(D)	(D)	(D)	AA
7378	Computer maintenance and repair	32	52 028	10 243	2 535	318
7379	Computer related services, n.e.c.	53	(D)	(D)	(D)	EE
738	Miscellaneous business services	319	168 214	68 534	15 919	4 736
7381, 2	Detective agencies and protective services	49	50 392	32 995	7 528	2 395
7381	Detective, guard, and armored car services	40	47 986	32 175	7 339	2 357
7382	Security systems services	9	2 406	820	189	38
7383	News syndicates	7	7 673	1 541	379	64
7384	Photofinishing laboratories*	37	7 499	2 032	507	174
7389	Business services, n.e.c.	226	102 650	31 966	7 505	2 103
7389 pt.	Sign painting shops	9	1 393	394	82	27
7389 pt.	Interior designing	35	9 918	1 676	365	103
7389 pt.	Telephone answering services	8	1 724	805	189	79
7389 pt.	Other business services	174	89 615	29 091	6 869	1 894
75	Automotive repair, services, and parking	612	249 937	55 871	13 178	3 351
751	Automotive rental and leasing, without drivers	43	82 806	11 591	2 818	683
7513	Truck rental and leasing, without drivers	19	(D)	(D)	(D)	BB
7514, 5	Passenger car rental and leasing	21	66 104	9 689	2 295	580
7514	Passenger car rental	20	(D)	(D)	(D)	FF
7515	Passenger car leasing	1	(D)	(D)	(D)	AA
7519	Utility trailer and recreational vehicle rental	3	(D)	(D)	(D)	AA
752	Automobile parking	21	(D)	(D)	(D)	BB
753	Automotive repair shops	479	143 925	38 166	8 931	1 835
7532	Top, body, and upholstery repair shops and paint shops	120	33 683	8 989	2 216	441
7532 pt.	Top and body repair shops	111	31 575	8 468	2 088	411
7532 pt.	Paint shops	9	2 108	521	128	30
7538	General automotive repair shops	267	78 465	20 957	4 897	989
7538 pt.	General automotive repair shops, except diesel	240	68 085	18 632	4 379	882
7538 pt.	Diesel repair shops	27	10 380	2 325	518	107
7533, 4, 6, 7, 9	Other automotive repair shops	92	31 777	8 220	1 818	405
7533	Automotive exhaust system repair shops	17	6 608	1 814	405	78
7534	Tire retreading and repair shops	9	3 206	735	188	40
7536	Automotive glass replacement shops	16	10 340	2 661	533	128
7537	Automotive transmission repair shops	23	4 884	1 263	283	67
7539	Automotive repair shops, n.e.c.	27	6 739	1 747	409	92
7539 pt.	Radiator repair	6	(D)	(D)	(D)	AA
7539 pt.	Brake, front end, and wheel alignment	10	1 877	460	112	27
7539 pt.	Automotive electrical and fuel system services	10	3 473	926	222	44
7539 pt.	Other automotive repair shops, n.e.c.	1	(D)	(D)	(D)	AA
754	Automotive services, except repair	69	(D)	(D)	(D)	FF
7542	Carwashes	35	(D)	(D)	(D)	EE
7549	Automotive services, except repair and carwashes	34	14 323	3 711	926	431
76	Miscellaneous repair services	276	84 111	26 213	6 359	1 255
762	Electrical repair shops	98	33 494	11 204	2 740	525
7622	Radio and television repair shops	37	8 809	2 796	812	162
7623, 9	Other electrical and electronic repair shops	61	24 685	8 408	1 928	363
7623	Refrigeration and air-conditioning service and repair shops	14	6 138	1 816	441	70
7629	Electrical and electronic repair shops, n.e.c.	47	18 547	6 592	1 487	293
763	Watch, clock, and jewelry repair	1	(D)	(D)	(D)	AA
764	Reupholstery and furniture repair	40	5 517	1 827	440	129
769	Miscellaneous repair and related services	137	(D)	(D)	(D)	FF
7692	Welding repair	19	3 678	976	284	51
7694	Armature rewinding shops	6	3 851	1 270	300	57
7699	Repair shops and related services, n.e.c.	112	(D)	(D)	(D)	EE
78, 79, 84	Amusement and recreation services, including motion pictures and museums	416	153 249	35 848	8 047	3 326
781, 2	Motion picture production, distribution, and services	27	7 968	2 600	632	124
783	Motion picture theaters	23	18 806	2 649	631	371
7832	Motion picture theaters, except drive-in	23	18 806	2 649	631	371
7833	Drive-in motion picture theaters	-	-	-	-	-
784	Video tape rental	88	21 881	3 683	881	508

NC-118 NORTH CAROLINA

SERVICE INDUSTRIES—GEOGRAPHIC AREA SERIES

Table 7a. Summary Statistics for Firms Subject to Federal Income Tax for Metropolitan Areas: 1992 — Con.

[Includes only establishments with payroll. For meaning of abbreviations and symbols, see introductory text. For explanation of terms and comparability of 1987 and 1992 censuses, see appendix A. For definitions of CMSA's, MSA's, and PMSA's, see appendix D]

SIC code	Geographic area and kind of business or operation	Establishments (number)	Receipts (\$1,000)	Annual payroll (\$1,000)	First-quarter payroll (\$1,000)	Paid employees for pay period including March 12 (number)
RALEIGH-DURHAM-CHAPEL HILL, NC MSA — Con.						
78, 79, 84	Amusement and recreation services, including motion pictures and museums — Con.					
792	Theatrical producers (except motion picture), bands, orchestras, and entertainers	27	14 394	1 765	293	77
7922	Theatrical producers (except motion picture) and miscellaneous theatrical services	10	(D)	(D)	(D)	BB
7929	Bands, orchestras, actors, and other entertainers and entertainment groups	17	(D)	(D)	(D)	BB
793	Bowling centers	8	5 662	1 604	398	162
79 ex. 792, 3; 84	Commercial sports and other amusement and recreation services, including museums	243	84 538	23 547	5 212	2 084
794	Commercial sports	16	5 451	1 733	450	80
7941	Professional sports clubs, managers, promoters	10	4 607	1 439	377	54
7948	Racing, including track operation	6	844	294	73	26
79 ex. 792, 3, 4; 84	Other amusement and recreation services, including museums	227	79 087	21 814	4 762	2 004
791	Dance studios, schools, and halls	29	3 697	1 283	325	140
7991	Physical fitness facilities	38	17 440	4 434	997	642
7992	Public golf courses	13	8 598	2 746	564	177
7993	Coin-operated amusement devices	12	3 915	1 034	246	61
7996	Amusement parks	3	(D)	(D)	(D)	AA
7997	Membership sports and recreation clubs	42	25 524	7 897	1 645	454
7999, 84	Amusement and recreation services, including museums, n.e.c. ..	90	(D)	(D)	(D)	FF
7999 pt.	Concession operators of amusement devices and rides	1	(D)	(D)	(D)	AA
7999 pt.	Carnivals, circuses, and fairs	—	—	—	—	—
7999 pt., 84	Other recreation and amusements, including museums	89	(D)	(D)	(D)	FF
80	Health services	1 438	1 214 696	505 041	106 357	17 205
801	Offices and clinics of doctors of medicine	548	485 721	252 075	48 736	4 638
8011 pt.	Offices of doctors of medicine	525	425 601	231 990	44 155	4 270
8011 pt.	General medical clinics	23	60 120	20 085	4 581	368
802	Offices and clinics of dentists	368	122 746	49 466	10 716	1 926
803	Offices and clinics of doctors of osteopathy	5	(D)	(D)	(D)	BB
804	Offices and clinics of other health practitioners	296	71 647	26 059	5 717	1 066
8041	Offices and clinics of chiropractors	73	15 416	4 055	861	186
8042	Offices and clinics of optometrists	75	23 316	7 197	1 543	318
8043	Offices and clinics of podiatrists	16	6 232	2 723	546	70
8049	Offices and clinics of health practitioners, n.e.c.	132	26 683	12 084	2 767	492
805	Nursing and personal care facilities	66	105 427	55 178	13 394	3 605
8051	Skilled nursing care facilities	30	85 992	46 486	11 576	3 006
8052	Intermediate care facilities	18	8 681	4 017	763	246
8059	Nursing and personal care facilities, n.e.c.	18	10 754	4 675	1 055	353
806	Hospitals	5	99 516	38 064	9 150	1 431
8062	General medical and surgical hospitals	2	(D)	(D)	(D)	GG
8063, 9	Specialty hospitals	3	(D)	(D)	(D)	EE
807, 8, 9	Other health services	150	(D)	(D)	(D)	HH
807	Medical and dental laboratories	63	(D)	(D)	(D)	HH
8071	Medical laboratories	19	(D)	(D)	(D)	HH
8072	Dental laboratories	44	(D)	(D)	(D)	CC
808	Home health care services	39	36 231	16 492	3 833	1 164
809	Miscellaneous health and allied services, n.e.c.	48	(D)	(D)	(D)	FF
8092	Kidney dialysis centers	5	(D)	(D)	(D)	CC
8093	Specialty outpatient facilities, n.e.c.	25	24 738	7 269	1 662	231
8099	Health and allied services, n.e.c.	18	(D)	(D)	(D)	CC
81	Legal services	476	297 301	110 603	23 427	3 130
823, 4, 9	Selected educational services	71	21 690	7 655	2 076	421
823	Libraries	1	(D)	(D)	(D)	AA
824	Vocational schools	22	10 782	3 554	788	131
829	Schools and educational services, n.e.c.	48	(D)	(D)	(D)	EE
83	Social services	332	85 061	38 775	8 988	3 986
835	Child day care services	232	45 198	22 093	5 204	2 501
832, 3, 6, 9	Other social services	100	39 863	16 682	3 784	1 485
87 ex. 8733	Engineering, accounting, research, management, and related services (except noncommercial research organizations)	1 160	892 710	371 673	85 854	11 103
871	Engineering, architectural, and surveying services	426	399 374	165 785	37 341	4 137
8711	Engineering services	240	335 817	138 418	31 128	3 197
8712	Architectural services	121	50 735	20 725	4 621	624
8713	Surveying services	65	12 822	6 642	1 592	316
872	Accounting, auditing, and bookkeeping services	278	112 989	46 888	11 491	1 936
873 ex. 8733	Research, development, and testing services (except noncommercial research organizations)	98	158 962	67 950	16 497	1 983
8731	Commercial physical and biological research	39	52 625	22 096	4 448	523
8732	Commercial economic, sociological, and educational research	30	22 856	9 135	2 159	328
8734	Testing laboratories	29	83 481	36 719	9 890	1 132
874	Management and public relations services	358	221 385	91 050	20 525	3 047
8741	Management services	93	103 434	42 654	10 217	1 432
8742	Management consulting services	176	79 561	29 347	6 294	880
8743	Public relations services	26	7 755	2 948	637	87
8744	Facilities support management services	6	10 400	5 817	1 375	166
8748	Business consulting services, n.e.c.	57	20 235	10 284	2 002	482
89	Services, n.e.c.	95	124 402	46 972	10 825	1 312

Table 7a. Summary Statistics for Firms Subject to Federal Income Tax for Metropolitan Areas: 1992—Con.

[Includes only establishments with payroll. For meaning of abbreviations and symbols, see introductory text. For explanation of terms and comparability of 1987 and 1992 censuses, see appendix A. For definitions of CMSA's, MSA's, and PMSA's, see appendix D]

SIC code	Geographic area and kind of business or operation	Establishments (number)	Receipts (\$1,000)	Annual payroll (\$1,000)	First-quarter payroll (\$1,000)	Paid employees for pay period including March 12 (number)
ROCKY MOUNT, NC MSA						
	Total	696	404 942	139 995	30 496	7 341
70 ex. 704	Hotels, rooming houses, camps, and other lodging places (except membership lodging)	34	19 865	4 747	1 136	528
7011	Hotels and motels	31	19 725	4 718	1 129	523
7011 pt.	Hotels	11	13 024	3 112	752	326
7011 pt.	Motels, motor hotels, and tourist courts	20	6 701	1 606	377	197
702, 3	Other lodging places	3	140	29	7	5
72	Personal services	94	22 829	7 932	1 894	587
721	Laundry, cleaning, and garment services	37	13 641	5 035	1 230	376
7211	Power laundries, family and commercial*	1	(D)	(D)	(D)	BB
7213	Linen supply*	—	—	—	—	—
7215	Coin-operated laundries and drycleaning	10	1 269	314	74	50
7216	Drycleaning plants, except rug cleaning*	17	3 354	1 546	348	132
7217	Carpet and upholstery cleaning	2	(D)	(D)	(D)	AA
7218	Industrial laundriers*	3	(D)	(D)	(D)	CC
7212, 9	Other laundry, cleaning, and garment services*	4	415	163	38	17
722	Photographic studios, portrait	8	1 027	222	52	23
723, 4	Beauty and barber shops	22	1 349	546	132	53
723	Beauty shops	20	(D)	(D)	(D)	BB
724	Barber shops	2	(D)	(D)	(D)	AA
725	Shoe repair shops and shoeshine parlors	3	220	67	37	8
726	Funeral service and crematories	11	5 050	1 504	336	91
729	Miscellaneous personal services	13	1 542	558	107	36
73	Business services	98	44 219	21 330	3 864	1 338
731	Advertising	3	(D)	(D)	(D)	BB
732	Consumer credit reporting agencies, mercantile reporting agencies, and adjustment and collection agencies	1	(D)	(D)	(D)	AA
733	Mailing, reproduction, commercial art and photography, and stenographic services	9	2 131	224	125	42
734	Services to dwellings and other buildings	24	7 242	3 141	727	406
735	Miscellaneous equipment rental and leasing	15	5 491	1 304	326	79
736	Personnel supply services	12	12 798	9 545	1 092	447
737	Computer programming, data processing, and other computer related services	7	2 494	1 235	303	36
7371, 2, 3	Computer programming, prepackaged software, and integrated systems	2	(D)	(D)	(D)	AA
7374, 5, 6	Data processing services	4	(D)	(D)	(D)	BB
7377, 8, 9	Computer rental and leasing, maintenance, and related services, n.e.c.	1	(D)	(D)	(D)	AA
738	Miscellaneous business services	27	(D)	(D)	(D)	EE
75	Automotive repair, services, and parking	79	45 576	8 333	1 918	471
751	Automotive rental and leasing, without drivers	10	(D)	(D)	(D)	CC
752	Automobile parking	—	—	—	—	—
753	Automotive repair shops	62	15 742	4 231	973	241
7532	Top, body, and upholstery repair shops and paint shops	21	5 818	1 625	386	93
7538	General automotive repair shops	29	5 512	1 363	327	81
7533, 4, 6, 7, 9	Other automotive repair shops	12	4 412	1 243	260	67
754	Automotive services, except repair	7	(D)	(D)	(D)	BB
76	Miscellaneous repair services	34	22 702	7 719	2 253	346
762	Electrical repair shops	12	3 225	975	205	62
7622	Radio and television repair shops	3	(D)	(D)	(D)	AA
7623, 9	Other electrical and electronic repair shops	9	(D)	(D)	(D)	BB
763	Watch, clock, and jewelry repair	—	—	—	—	—
764	Reupholstery and furniture repair	6	254	62	16	8
769	Miscellaneous repair and related services	16	19 223	6 682	2 032	276
78, 79, 84	Amusement and recreation services, including motion pictures and museums	42	11 293	2 441	606	240
781, 2	Motion picture production, distribution, and services	1	(D)	(D)	(D)	AA
783	Motion picture theaters	4	(D)	(D)	(D)	BB
784	Video tape rental	12	2 333	422	116	53
792	Theatrical producers (except motion picture), bands, orchestras, and entertainers	1	(D)	(D)	(D)	AA
793	Bowling centers	1	(D)	(D)	(D)	BB
79 ex. 792, 3, 84	Commercial sports and other amusement and recreation services, including museums	23	6 948	1 556	387	121
80	Health services	159	177 622	68 406	14 821	2 946
801	Offices and clinics of doctors of medicine	67	79 534	31 885	6 120	707
802	Offices and clinics of dentists	40	13 224	4 970	1 175	213
803	Offices and clinics of doctors of osteopathy	—	—	—	—	—
804	Offices and clinics of other health practitioners	26	8 144	3 884	798	148
805	Nursing and personal care facilities	9	21 846	10 863	2 822	952
806	Hospitals	4	44 044	13 875	3 147	755
807, 8, 9	Other health services	13	10 830	2 929	759	171
81	Legal services	49	29 695	7 248	1 293	264
823, 4, 9	Selected educational services	2	(D)	(D)	(D)	AA

NC-120 NORTH CAROLINA

SERVICE INDUSTRIES—GEOGRAPHIC AREA SERIES

Table 7a. Summary Statistics for Firms Subject to Federal Income Tax for Metropolitan Areas: 1992 — Con.

[Includes only establishments with payroll. For meaning of abbreviations and symbols, see introductory text. For explanation of terms and comparability of 1987 and 1992 censuses, see appendix A. For definitions of CMSA's, MSA's, and PMSA's, see appendix D]

SIC code	Geographic area and kind of business or operation	Establishments (number)	Receipts (\$1,000)	Annual payroll (\$1,000)	First-quarter payroll (\$1,000)	Paid employees for pay period including March 12 (number)
ROCKY MOUNT, NC MSA — Con.						
83	Social services	32	(D)	(D)	(D)	EE
835	Child day care services	27	3 097	1 326	316	209
832, 3, 6, 9	Other social services	5	(D)	(D)	(D)	BB
87 ex. 8733	Engineering, accounting, research, management, and related services (except noncommercial research organizations)	73	26 023	9 707	2 200	335
871	Engineering, architectural, and surveying services	17	5 039	1 911	380	62
872	Accounting, auditing, and bookkeeping services	34	7 941	2 441	675	150
873 ex. 8733	Research, development, and testing services (except noncommercial research organizations)	3	313	80	22	2
874	Management and public relations services	19	12 730	5 275	1 123	121
89	Services, n.e.c.	-	-	-	-	-
WILMINGTON, NC MSA						
	Total	1 485	687 645	264 196	58 254	13 874
70 ex. 704	Hotels, rooming houses, camps, and other lodging places (except membership lodging)	66	41 354	9 706	1 997	1 037
7011	Hotels and motels	60	40 456	9 534	1 967	1 025
7011 pt.	Hotels	27	22 970	5 122	1 095	537
7011 pt.	Motels, motor hotels, and tourist courts	33	17 486	4 412	872	488
702, 3	Other lodging places	6	898	172	30	12
72	Personal services	129	37 128	13 201	3 201	1 115
721	Laundry, cleaning, and garment services	54	24 353	8 746	2 052	617
7211	Power laundries, family and commercial*	-	-	-	-	-
7213	Linen supply*	1	(D)	(D)	(D)	BB
7215	Coin-operated laundries and drycleaning	13	1 242	267	61	43
7216	Drycleaning plants, except rug cleaning*	23	6 315	3 092	738	242
7217	Carpet and upholstery cleaning	11	(D)	(D)	(D)	BB
7218	Industrial laundries*	2	(D)	(D)	(D)	CC
7212, 9	Other laundry, cleaning, and garment services*	4	242	69	16	8
722	Photographic studios, portrait	5	807	177	43	31
723, 4	Beauty and barber shops	33	3 933	1 558	346	159
723	Beauty shops	30	(D)	(D)	(D)	CC
724	Barber shops	3	(D)	(D)	(D)	AA
725	Shoe repair shops and shoeshine parlors	1	(D)	(D)	(D)	AA
726	Funeral service and crematories	10	4 751	1 409	346	59
729	Miscellaneous personal services	26	(D)	(D)	(D)	CC
73	Business services	251	134 652	61 448	13 805	3 607
731	Advertising	9	3 532	891	203	36
732	Consumer credit reporting agencies, mercantile reporting agencies, and adjustment and collection agencies	6	1 014	335	61	25
733	Mailing, reproduction, commercial art and photography, and stenographic services	15	3 897	1 253	238	76
734	Services to dwellings and other buildings	69	38 190	21 230	5 349	906
735	Miscellaneous equipment rental and leasing	21	14 455	2 855	656	124
736	Personnel supply services	36	36 755	24 513	4 994	1 622
737	Computer programming, data processing, and other computer related services	27	7 550	2 068	452	155
7371, 2, 3	Computer programming, prepackaged software, and integrated systems	18	5 618	1 468	295	121
7374, 5, 6	Data processing services	4	762	314	76	21
7377, 8, 9	Computer rental and leasing, maintenance, and related services, n.e.c.	5	1 170	286	81	13
738	Miscellaneous business services	68	29 259	8 303	1 852	663
75	Automotive repair, services, and parking	146	36 651	9 080	2 076	558
751	Automotive rental and leasing, without drivers	8	4 786	906	200	44
752	Automobile parking	3	(D)	(D)	(D)	AA
753	Automotive repair shops	117	27 411	7 101	1 647	383
7532	Top, body, and upholstery repair shops and paint shops	20	6 219	1 846	418	84
7538	General automotive repair shops	68	14 997	3 627	846	210
7533, 4, 6, 7, 9	Other automotive repair shops	29	6 195	1 628	383	89
754	Automotive services, except repair	18	(D)	(D)	(D)	CC
76	Miscellaneous repair services	71	18 003	6 210	1 502	334
762	Electrical repair shops	22	7 320	2 863	692	140
7622	Radio and television repair shops	10	(D)	(D)	(D)	BB
7623, 9	Other electrical and electronic repair shops	12	(D)	(D)	(D)	CC
763	Watch, clock, and jewelry repair	3	(D)	(D)	(D)	AA
764	Reupholstery and furniture repair	6	739	212	52	21
769	Miscellaneous repair and related services	40	(D)	(D)	(D)	CC

Table 7a. Summary Statistics for Firms Subject to Federal Income Tax for Metropolitan Areas: 1992 — Con.

[Includes only establishments with payroll. For meaning of abbreviations and symbols, see introductory text. For explanation of terms and comparability of 1987 and 1992 censuses, see appendix A. For definitions of CMSA's, MSA's, and PMSA's, see appendix D]

SIC code	Geographic area and kind of business or operation	Establishments (number)	Receipts (\$1,000)	Annual payroll (\$1,000)	First-quarter payroll (\$1,000)	Paid employees for pay period including March 12 (number)
WILMINGTON, NC MSA — Con.						
78, 79, 84	Amusement and recreation services, including motion pictures and museums	114	45 904	9 849	2 022	1 026
781, 2	Motion picture production, distribution, and services	8	5 189	1 090	186	33
783	Motion picture theaters	8	(D)	(D)	(D)	BB
784	Video tape rental	21	4 578	721	159	98
792	Theatrical producers (except motion picture), bands, orchestras, and entertainers	1	(D)	(D)	(D)	AA
793	Bowling centers	3	(D)	(D)	(D)	CC
79 ex. 792, 3; 84	Commercial sports and other amusement and recreation services, including museums	73	29 834	6 636	1 361	627
80	Health services	319	212 989	91 214	18 938	3 458
801	Offices and clinics of doctors of medicine	143	115 049	55 725	10 721	1 176
802	Offices and clinics of dentists	72	27 178	9 363	2 146	472
803	Offices and clinics of doctors of osteopathy	—	—	—	—	—
804	Offices and clinics of other health practitioners	64	15 196	4 590	1 014	335
805	Nursing and personal care facilities	9	17 175	8 339	1 938	678
806	Hospitals	2	(D)	(D)	(D)	EE
807, 8, 9	Other health services	29	(D)	(D)	(D)	FF
81	Legal services	118	35 864	8 831	2 006	426
823, 4, 9	Selected educational services	11	(D)	(D)	(D)	BB
83	Social services	56	12 388	4 703	1 223	661
835	Child day care services	42	7 106	3 104	782	441
832, 3, 6, 9	Other social services	14	5 282	1 599	441	220
87 ex. 8733	Engineering, accounting, research, management, and related services (except noncommercial research organizations)	191	106 015	46 989	10 817	1 536
871	Engineering, architectural, and surveying services	76	39 328	20 054	4 529	567
872	Accounting, auditing, and bookkeeping services	69	12 368	4 877	1 182	265
873 ex. 8733	Research, development, and testing services (except noncommercial research organizations)	10	41 806	16 327	3 849	523
874	Management and public relations services	36	12 513	5 731	1 257	181
89	Services, n.e.c.	13	(D)	(D)	(D)	BB

Table 7b. Summary Statistics for Firms Exempt From Federal Income Tax for Metropolitan Areas: 1992

[Includes only establishments with payroll. For meaning of abbreviations and symbols, see introductory text. For explanation of terms and comparability of 1987 and 1992 censuses, see appendix A. For definitions of CMSA's, MSA's, and PMSA's, see appendix D]

SIC code	Geographic area and kind of business or operation	Establishments (number)	Revenue (\$1,000)	Annual payroll (\$1,000)	First-quarter payroll (\$1,000)	Paid employees for pay period including March 12 (number)
ASHEVILLE, NC MSA						
	Total	188	447 209	200 984	48 535	8 675
7032, 704	Camps and membership lodging	2	(D)	(D)	(D)	BB
792, 7991 pt., 7997, 7999 pt., 84	Selected amusement, recreation, and related services	13	7 598	3 272	832	279
8011 pt.; 8021 pt.; 805, 6, 8, 9	Selected health services	26	377 417	172 738	41 878	6 682
8111 pt.	Legal aid societies and similar legal services	1	(D)	(D)	(D)	AA
823, 4, 9	Selected educational services	7	(D)	(D)	(D)	CC
83	Social services	79	31 995	12 673	3 045	1 012
835	Child day care services	18	2 607	1 487	357	195
832, 3, 6, 9	Other social services	61	29 388	11 186	2 688	817
861, 2, 4, 9	Selected membership organizations	60	17 018	5 952	1 350	385
873, 4 ex. 8744	Research, testing, and consulting services, except facilities support management services	—	—	—	—	—

NC-122 NORTH CAROLINA

SERVICE INDUSTRIES—GEOGRAPHIC AREA SERIES

Table 7b. **Summary Statistics for Firms Exempt From Federal Income Tax for Metropolitan Areas: 1992—Con.**

[Includes only establishments with payroll. For meaning of abbreviations and symbols, see introductory text. For explanation of terms and comparability of 1987 and 1992 censuses, see appendix A. For definitions of CMSA's, MSA's, and PMSA's, see appendix D]

SIC code	Geographic area and kind of business or operation	Establishments (number)	Revenue (\$1,000)	Annual payroll (\$1,000)	First-quarter payroll (\$1,000)	Paid employees for pay period including March 12 (number)
CHARLOTTE--GASTONIA--ROCK HILL, NC--SC MSA						
	Total	770	1 730 034	707 237	170 456	31 748
7032, 704	Camps and membership lodging	5	(D)	(D)	(D)	AA
792, 7991 pt., 7997, 7999 pt., 84	Selected amusement, recreation, and related services	96	60 036	24 438	5 362	1 555
8011 pt.; 8021 pt.; 805, 6, 8, 9	Selected health services	63	1 305 605	552 775	134 282	20 860
8011 pt., 8021 pt., 805	Clinics of doctors of medicine and dentists	5	(D)	(D)	(D)	EE
	Nursing and personal care facilities	21	43 965	21 534	5 224	1 424
806	Hospitals	15	1 190 956	517 141	125 853	18 761
8062	General medical and surgical hospitals	11	1 073 629	446 528	108 243	16 647
8063, 9	Specialty hospitals	4	117 327	70 613	17 610	2 114
808, 9	Other health services	22	(D)	(D)	(D)	EE
8111 pt.	Legal aid societies and similar legal services	6	(D)	(D)	(D)	BB
823, 4, 9	Selected educational services	9	4 768	2 251	551	185
83	Social services	310	214 393	84 703	20 321	6 224
835	Child day care services	82	13 505	8 385	2 053	962
832, 3, 6, 9	Other social services	228	200 888	76 318	18 268	5 262
832	Individual and family social services	86	88 209	35 028	8 296	2 110
833	Job training and vocational rehabilitation services	17	12 417	7 229	1 760	906
836	Residential care	52	56 150	23 306	5 631	1 589
839	Social services, n.e.c.	73	44 112	10 755	2 581	657
861, 2, 4, 9	Selected membership organizations	270	136 781	40 307	9 293	2 804
861	Business associations	65	27 631	6 601	1 660	281
864	Civic, social, and fraternal associations	153	68 024	21 809	4 934	1 891
862, 9	Other membership organizations	52	41 126	11 897	2 699	632
873, 4 ex. 8744	Research, testing, and consulting services, except facilities support management services	11	6 191	1 548	360	64
873	Research, development, and testing services	8	(D)	(D)	(D)	BB
874 ex. 8744	Management and public relations services, except facilities support management services	3	(D)	(D)	(D)	BB
FAYETTEVILLE, NC MSA						
	Total	113	376 833	168 921	41 906	5 891
7032, 704	Camps and membership lodging	-	-	-	-	-
792, 7991 pt., 7997, 7999 pt., 84	Selected amusement, recreation, and related services	9	(D)	(D)	(D)	BB
8011 pt.; 8021 pt.; 805, 6, 8, 9	Selected health services	10	339 772	156 065	38 834	4 786
8111 pt.	Legal aid societies and similar legal services	1	(D)	(D)	(D)	AA
823, 4, 9	Selected educational services	1	(D)	(D)	(D)	AA
83	Social services	46	21 306	8 558	2 110	789
835	Child day care services	13	2 359	1 470	375	184
832, 3, 6, 9	Other social services	33	18 947	7 088	1 735	605
861, 2, 4, 9	Selected membership organizations	45	8 578	1 778	396	186
873, 4 ex. 8744	Research, testing, and consulting services, except facilities support management services	1	(D)	(D)	(D)	BB

SERVICE INDUSTRIES—GEOGRAPHIC AREA SERIES

NORTH CAROLINA NC-123

Table 7b. Summary Statistics for Firms Exempt From Federal Income Tax for Metropolitan Areas: 1992—Con.

[Includes only establishments with payroll. For meaning of abbreviations and symbols, see introductory text. For explanation of terms and comparability of 1987 and 1992 censuses, see appendix A. For definitions of CMSA's, MSA's, and PMSA's, see appendix D]

SIC code	Geographic area and kind of business or operation	Establishments (number)	Revenue (\$1,000)	Annual payroll (\$1,000)	First-quarter payroll (\$1,000)	Paid employees for pay period including March 12 (number)
GOLDSBORO, NC MSA						
	Total	48	156 313	81 513	20 179	3 428
7032, 704	Camps and membership lodging	—	—	—	—	—
792, 7991 pt., 7997, 7999 pt., 84	Selected amusement, recreation, and related services	6	(D)	(D)	(D)	BB
8011 pt.; 8021 pt.; 805, 6, 8, 9	Selected health services	8	139 767	75 696	18 840	2 889
8111 pt.	Legal aid societies and similar legal services	1	(D)	(D)	(D)	AA
823, 4, 9	Selected educational services	—	—	—	—	—
83	Social services	14	6 349	2 589	625	294
835	Child day care services	1	(D)	(D)	(D)	AA
832, 3, 6, 9	Other social services	13	(D)	(D)	(D)	EE
861, 2, 4, 9	Selected membership organizations	18	6 611	1 826	423	151
873, 4 ex. 8744	Research, testing, and consulting services, except facilities support management services	1	(D)	(D)	(D)	AA
GREENSBORO-WINSTON-SALEM-HIGH POINT, NC MSA						
	Total	746	1 578 285	693 846	167 034	32 090
7032, 704	Camps and membership lodging	1	(D)	(D)	(D)	AA
792, 7991 pt., 7997, 7999 pt., 84	Selected amusement, recreation, and related services	96	48 512	19 266	4 127	1 521
8011 pt.; 8021 pt.; 805, 6, 8, 9	Selected health services	67	1 233 789	568 010	137 366	23 244
8011 pt., 8021 pt., 805	Clinics of doctors of medicine and dentists	2	(D)	(D)	(D)	AA
	Nursing and personal care facilities	26	65 614	32 904	8 121	2 901
806	Hospitals	23	1 142 878	523 618	126 708	19 737
8062	General medical and surgical hospitals	17	1 088 018	489 646	119 272	18 446
8063, 9	Specialty hospitals	6	54 860	33 972	7 436	1 291
808, 9	Other health services	16	(D)	(D)	(D)	FF
8111 pt.	Legal aid societies and similar legal services	2	(D)	(D)	(D)	BB
823, 4, 9	Selected educational services	10	(D)	(D)	(D)	EE
83	Social services	305	174 474	63 649	15 385	4 725
835	Child day care services	80	15 068	8 492	1 988	1 039
832, 3, 6, 9	Other social services	225	159 406	55 157	13 397	3 686
832	Individual and family social services	88	45 113	20 608	5 017	1 266
833	Job training and vocational rehabilitation services	16	24 913	8 112	1 880	609
836	Residential care	68	44 860	20 143	4 930	1 467
839	Social services, n.e.c.	53	44 520	6 294	1 570	344
861, 2, 4, 9	Selected membership organizations	251	97 007	31 353	7 455	2 198
861	Business associations	57	22 333	9 077	2 221	334
864	Civic, social, and fraternal associations	132	43 611	14 572	3 426	1 523
862, 9	Other membership organizations	62	31 063	7 704	1 808	341
873, 4 ex. 8744	Research, testing, and consulting services, except facilities support management services	14	(D)	(D)	(D)	BB
873	Research, development, and testing services	9	1 540	551	131	34
874 ex. 8744	Management and public relations services, except facilities support management services	5	(D)	(D)	(D)	BB

NC-124 NORTH CAROLINA

SERVICE INDUSTRIES—GEOGRAPHIC AREA SERIES

Table 7b. **Summary Statistics for Firms Exempt From Federal Income Tax for Metropolitan Areas: 1992—Con.**

[Includes only establishments with payroll. For meaning of abbreviations and symbols, see introductory text. For explanation of terms and comparability of 1987 and 1992 censuses, see appendix A. For definitions of CMSA's, MSA's, and PMSA's, see appendix D]

SIC code	Geographic area and kind of business or operation	Establishments (number)	Revenue (\$1,000)	Annual payroll (\$1,000)	First-quarter payroll (\$1,000)	Paid employees for pay period including March 12 (number)
GREENVILLE, NC MSA						
	Total	73	(D)	(D)	(D)	HH
7032, 704	Camps and membership lodging	5	553	58	16	12
792, 7991 pt., 7997, 7999 pt., 84	Selected amusement, recreation, and related services	4	(D)	(D)	(D)	BB
8011 pt.; 8021 pt.; 805, 6, 8, 9	Selected health services	9	(D)	(D)	(D)	HH
8111 pt.	Legal aid societies and similar legal services	1	(D)	(D)	(D)	AA
823, 4, 9	Selected educational services	—	—	—	—	—
83	Social services	25	9 100	2 909	669	296
835	Child day care services	6	1 020	594	143	72
832, 3, 6, 9	Other social services	19	8 080	2 315	526	224
861, 2, 4, 9	Selected membership organizations	28	(D)	(D)	(D)	BB
873, 4 ex. 8744	Research, testing, and consulting services, except facilities support management services	1	(D)	(D)	(D)	AA
HICKORY—MORGANTON, NC MSA						
	Total	148	263 532	124 208	29 386	5 977
7032, 704	Camps and membership lodging	3	542	223	35	10
792, 7991 pt., 7997, 7999 pt., 84	Selected amusement, recreation, and related services	15	8 660	3 502	760	232
8011 pt.; 8021 pt.; 805, 6, 8, 9	Selected health services	18	222 713	107 560	25 484	4 676
8111 pt.	Legal aid societies and similar legal services	1	(D)	(D)	(D)	AA
823, 4, 9	Selected educational services	3	(D)	(D)	(D)	AA
83	Social services	60	22 053	10 047	2 444	852
835	Child day care services	16	2 191	1 234	279	145
832, 3, 6, 9	Other social services	44	19 862	8 813	2 165	707
861, 2, 4, 9	Selected membership organizations	46	8 404	2 281	520	179
873, 4 ex. 8744	Research, testing, and consulting services, except facilities support management services	2	(D)	(D)	(D)	AA
JACKSONVILLE, NC MSA						
	Total	42	76 732	27 149	6 926	1 506
7032, 704	Camps and membership lodging	—	—	—	—	—
792, 7991 pt., 7997, 7999 pt., 84	Selected amusement, recreation, and related services	1	(D)	(D)	(D)	BB
8011 pt.; 8021 pt.; 805, 6, 8, 9	Selected health services	7	(D)	(D)	(D)	GG
8111 pt.	Legal aid societies and similar legal services	—	—	—	—	—
823, 4, 9	Selected educational services	—	—	—	—	—
83	Social services	15	(D)	(D)	(D)	CC
835	Child day care services	3	(D)	(D)	(D)	BB
832, 3, 6, 9	Other social services	12	(D)	(D)	(D)	CC
861, 2, 4, 9	Selected membership organizations	19	(D)	(D)	(D)	BB
873, 4 ex. 8744	Research, testing, and consulting services, except facilities support management services	—	—	—	—	—

Table 7b. Summary Statistics for Firms Exempt From Federal Income Tax for Metropolitan Areas: 1992—Con.

[Includes only establishments with payroll. For meaning of abbreviations and symbols, see introductory text. For explanation of terms and comparability of 1987 and 1992 censuses, see appendix A. For definitions of CMSA's, MSA's, and PMSA's, see appendix D]

SIC code	Geographic area and kind of business or operation	Establishments (number)	Revenue (\$1,000)	Annual payroll (\$1,000)	First-quarter payroll (\$1,000)	Paid employees for pay period including March 12 (number)
NORFOLK-VIRGINIA BEACH-NEWPORT NEWS, VA-NC MSA						
	Total	748	2 328 281	1 013 911	249 985	42 973
7032, 704	Camps and membership lodging	3	1 126	429	58	46
792, 7991 pt., 7997, 7999 pt., 84	Selected amusement, recreation, and related services	69	105 169	48 024	11 780	2 681
8011 pt.; 8021 pt.; 805, 6, 8, 9	Selected health services	74	1 802 966	824 714	206 032	30 953
8011 pt., 8021 pt., 805	Clinics of doctors of medicine and dentists	18	(D)	(D)	(D)	FF
	Nursing and personal care facilities	19	69 841	33 635	7 951	2 396
806	Hospitals	23	1 671 628	768 052	192 165	27 353
8062	General medical and surgical hospitals	20	(D)	(D)	(D)	JJ
8063, 9	Specialty hospitals	3	(D)	(D)	(D)	HH
808, 9	Other health services	14	(D)	(D)	(D)	FF
8111 pt.	Legal aid societies and similar legal services	8	2 535	1 158	290	51
823, 4, 9	Selected educational services	16	2 512	980	242	85
83	Social services	273	188 242	76 438	18 009	5 879
835	Child day care services	69	9 136	4 938	1 235	642
832, 3, 6, 9	Other social services	204	179 106	71 500	16 774	5 237
832	Individual and family social services	96	29 061	13 903	3 302	950
833	Job training and vocational rehabilitation services	15	22 071	13 300	3 083	1 704
836	Residential care	37	52 175	21 556	5 076	1 509
839	Social services, n.e.c.	56	75 799	22 741	5 313	1 074
861, 2, 4, 9	Selected membership organizations	288	100 715	29 235	6 863	2 182
861	Business associations	38	29 520	9 850	2 453	400
864	Civic, social, and fraternal associations	195	47 805	13 865	3 039	1 433
862, 9	Other membership organizations	55	23 390	5 520	1 371	349
873, 4 ex. 8744	Research, testing, and consulting services, except facilities support management services	17	125 016	32 933	6 711	1 096
873	Research, development, and testing services	13	(D)	(D)	(D)	GG
874 ex. 8744	Management and public relations services, except facilities support management services	4	(D)	(D)	(D)	AA
RALEIGH-DURHAM-CHAPEL HILL, NC MSA						
	Total	918	2 538 686	1 033 192	244 782	40 676
7032, 704	Camps and membership lodging	34	8 571	1 542	390	176
792, 7991 pt., 7997, 7999 pt., 84	Selected amusement, recreation, and related services	83	46 340	17 666	3 446	1 039
8011 pt.; 8021 pt.; 805, 6, 8, 9	Selected health services	63	1 714 700	731 712	176 019	26 368
8011 pt., 8021 pt., 805	Clinics of doctors of medicine and dentists	10	(D)	(D)	(D)	FF
	Nursing and personal care facilities	7	(D)	(D)	(D)	FF
806	Hospitals	17	1 505 817	684 338	164 865	23 455
8062	General medical and surgical hospitals	13	1 434 345	641 040	154 186	21 857
8063, 9	Specialty hospitals	4	71 472	43 298	10 679	1 598
808, 9	Other health services	29	44 110	20 926	4 956	1 165
8111 pt.	Legal aid societies and similar legal services	11	16 976	3 274	777	115
823, 4, 9	Selected educational services	19	5 134	1 883	460	122
83	Social services	320	181 896	73 937	17 920	6 201
835	Child day care services	74	19 777	10 927	2 667	1 140
832, 3, 6, 9	Other social services	246	162 119	63 010	15 253	5 061
832	Individual and family social services	101	36 636	16 075	3 893	1 024
833	Job training and vocational rehabilitation services	25	30 236	14 312	3 734	2 131
836	Residential care	35	30 850	15 823	3 759	1 002
839	Social services, n.e.c.	85	64 397	16 800	3 867	904
861, 2, 4, 9	Selected membership organizations	327	228 653	67 764	15 833	3 026
861	Business associations	94	56 080	17 916	4 298	529
864	Civic, social, and fraternal associations	131	50 675	14 048	3 175	1 367
862, 9	Other membership organizations	102	121 898	35 800	8 360	1 130
873, 4 ex. 8744	Research, testing, and consulting services, except facilities support management services	61	336 416	135 414	29 937	3 629
873	Research, development, and testing services	55	335 586	135 156	29 865	3 618
874 ex. 8744	Management and public relations services, except facilities support management services	6	830	258	72	11

NC-126 NORTH CAROLINA

SERVICE INDUSTRIES—GEOGRAPHIC AREA SERIES

Table 7b. **Summary Statistics for Firms Exempt From Federal Income Tax for Metropolitan Areas: 1992—Con.**

[Includes only establishments with payroll. For meaning of abbreviations and symbols, see introductory text. For explanation of terms and comparability of 1987 and 1992 censuses, see appendix A. For definitions of CMSA's, MSA's, and PMSA's, see appendix D]

SIC code	Geographic area and kind of business or operation	Establishments (number)	Revenue (\$1,000)	Annual payroll (\$1,000)	First-quarter payroll (\$1,000)	Paid employees for pay period including March 12 (number)
ROCKY MOUNT, NC MSA						
	Total	94	118 292	42 994	9 624	2 111
7032, 704	Camps and membership lodging	—	—	—	—	—
792, 7991 pt., 7997, 7999 pt., 84	Selected amusement, recreation, and related services	9	(D)	(D)	(D)	BB
8011 pt.; 8021 pt.; 805, 6, 8, 9	Selected health services	14	(D)	(D)	(D)	GG
8111 pt.	Legal aid societies and similar legal services	—	—	—	—	—
823, 4, 9	Selected educational services	4	(D)	(D)	(D)	BB
83	Social services	39	14 735	6 586	1 544	397
835	Child day care services	5	935	626	156	59
832, 3, 6, 9	Other social services	34	13 800	5 960	1 388	338
861, 2, 4, 9	Selected membership organizations	25	(D)	(D)	(D)	CC
873, 4 ex. 8744	Research, testing, and consulting services, except facilities support management services	3	(D)	(D)	(D)	AA
WILMINGTON, NC MSA						
	Total	146	264 050	110 590	26 677	4 797
7032, 704	Camps and membership lodging	—	—	—	—	—
792, 7991 pt., 7997, 7999 pt., 84	Selected amusement, recreation, and related services	15	8 461	3 003	611	186
8011 pt.; 8021 pt.; 805, 6, 8, 9	Selected health services	10	(D)	(D)	(D)	HH
8111 pt.	Legal aid societies and similar legal services	1	(D)	(D)	(D)	AA
823, 4, 9	Selected educational services	3	(D)	(D)	(D)	BB
83	Social services	59	15 175	7 010	1 545	532
835	Child day care services	15	1 215	787	200	93
832, 3, 6, 9	Other social services	44	13 960	6 223	1 345	439
861, 2, 4, 9	Selected membership organizations	54	15 104	4 350	1 014	407
873, 4 ex. 8744	Research, testing, and consulting services, except facilities support management services	4	(D)	(D)	(D)	BB

Table 8a. Summary Statistics for Firms Subject to Federal Income Tax for the Area Outside Metropolitan Areas: 1992

[Includes only establishments with payroll. For meaning of abbreviations and symbols, see introductory text. For explanation of terms and comparability of 1987 and 1992 censuses, see appendix A. For definitions of CMSA's, MSA's, and PMSA's, see appendix D]

SIC code	Kind of business or operation	Establishments (number)	Receipts (\$1,000)	Annual payroll (\$1,000)	First-quarter payroll (\$1,000)	Paid employees for pay period including March 12 (number)
	Total	11 473	3 905 393	1 450 634	319 072	87 533
70 ex. 704	Hotels, rooming houses, camps, and other lodging places (except membership lodging)	691	(D)	(D)	(D)	II
	Hotels and motels	595	(D)	(D)	(D)	II
7011	Hotels	242	(D)	(D)	(D)	HH
7011 pt.	Hotels, 25 guestrooms or more	169	168 138	46 703	9 069	4 228
7011 pt.	Hotels, less than 25 guestrooms	73	(D)	(D)	(D)	EE
7011 pt.	Motels, motor hotels, and tourist courts	353	(D)	(D)	(D)	HH
7011 pt.	Motels, tourist courts	322	92 816	21 209	3 583	2 056
7011 pt.	Motor hotels	31	(D)	(D)	(D)	FF
702, 3	Other lodging places	96	(D)	(D)	(D)	FF
702	Rooming and boarding houses	8	(D)	(D)	(D)	BB
703	Camps and recreational vehicle parks	88	28 906	7 212	1 028	490
7032	Sporting and recreational camps	28	13 054	4 275	524	314
7033	Recreational vehicle parks and campsites	60	15 852	2 937	504	176
72	Personal services	1 466	(D)	(D)	(D)	II
721	Laundry, cleaning, and garment services	464	(D)	(D)	(D)	HH
7211	Power laundries, family and commercial*	14	(D)	(D)	(D)	CC
7213	Linen supply*	5	8 640	3 229	746	188
7215	Coin-operated laundries and drycleaning	152	13 030	2 895	688	383
7215 pt.	Coin-operated laundries and drycleaning stores	150	(D)	(D)	(D)	EE
7215 pt.	Coin-operated laundry routes	2	(D)	(D)	(D)	BB
7216	Drycleaning plants, except rug cleaning*	197	(D)	(D)	(D)	GG
7217	Carpet and upholstery cleaning	50	(D)	(D)	(D)	CC
7218	Industrial laundries*	13	20 948	6 434	1 596	418
7212, 9	Other laundry, cleaning, and garment services*	33	4 108	1 450	353	160
7212	Garment pressing, and agents for laundries and drycleaners	16	2 100	640	178	81
7219	Laundry and garment services, n.e.c.*	17	2 008	810	175	79
722	Photographic studios, portrait	77	(D)	(D)	(D)	EE
723, 4	Beauty and barber shops	475	(D)	(D)	(D)	GG
723	Beauty shops	456	(D)	(D)	(D)	GG
724	Barber shops	19	(D)	(D)	(D)	BB
725	Shoe repair shops and shoeshine parlors	16	(D)	(D)	(D)	BB
726	Funeral service and crematories	226	84 133	22 240	4 982	1 209
729	Miscellaneous personal services	208	18 746	5 351	2 229	1 281
7291	Tax return preparation services	97	12 289	3 374	1 741	1 042
7299	Miscellaneous personal services, n.e.c.	111	6 457	1 977	488	239
7299 pt.	Massage parlors, tanning salons, and saunas	34	1 461	380	83	41
7299 pt.	Other personal services	77	4 996	1 597	405	198
7299 pt.	Diet and weight reducing services	23	1 828	477	115	61
7299 pt.	Formal wear rental	3	(D)	(D)	(D)	AA
7299 pt.	Other personal services, n.e.c.	51	(D)	(D)	(D)	CC
73	Business services	1 200	(D)	(D)	(D)	JJ
731	Advertising	57	(D)	(D)	(D)	EE
7311	Advertising agencies	26	8 339	2 624	632	186
7312	Outdoor advertising services	17	6 368	1 568	361	70
7313	Radio, television, publishers' advertising representatives	9	2 634	976	234	73
7313 pt.	Radio, television advertising representatives	6	1 733	835	204	66
7313 pt.	Publishers' advertising representatives	3	901	141	30	7
7319	Advertising, n.e.c.	5	(D)	(D)	(D)	AA
732	Consumer credit reporting agencies, mercantile reporting agencies, and adjustment and collection agencies	23	(D)	(D)	(D)	CC
7322	Adjustment and collection services	19	9 403	4 385	1 029	178
7323	Credit reporting services	4	(D)	(D)	(D)	BB
733	Mailing, reproduction, commercial art and photography, and stenographic services	57	(D)	(D)	(D)	GG
7331	Direct mail advertising services	9	(D)	(D)	(D)	FF
7331 pt.	Mailing list compilers, brokers, and managers	1	(D)	(D)	(D)	AA
7331 pt.	Direct mail advertising services, except mailing list services	8	(D)	(D)	(D)	FF
7334	Photocopying and duplicating services	11	(D)	(D)	(D)	BB
7334 pt.	Blueprinting and photocopying services	10	(D)	(D)	(D)	BB
7334 pt.	Duplicating services, except printing and photocopying	1	(D)	(D)	(D)	AA
7335, 6	Commercial photography, art, and graphics	22	(D)	(D)	(D)	BB
7335	Commercial photography	2	(D)	(D)	(D)	AA
7336	Commercial art and graphic design	20	(D)	(D)	(D)	BB
7336 pt.	Commercial art	5	(D)	(D)	(D)	AA
7336 pt.	Graphic arts and related design	15	(D)	(D)	(D)	BB
7338	Secretarial and court reporting services	15	(D)	(D)	(D)	BB
734	Services to dwellings and other buildings	433	(D)	(D)	(D)	HH
7342	Disinfecting and pest control services	110	(D)	(D)	(D)	FF
7349	Building cleaning and maintenance services, n.e.c.	323	44 459	16 642	3 808	2 168
735	Miscellaneous equipment rental and leasing	149	52 577	12 012	2 794	639
7352	Medical equipment rental and leasing	27	11 456	2 879	680	146
7353	Heavy construction equipment rental and leasing	19	7 439	1 589	354	80
7353 pt.	Rental and leasing of heavy construction equipment without operators	13	6 615	1 414	337	70
7353 pt.	Rental and leasing of heavy construction equipment with operators	6	824	175	17	10
7359	Equipment rental and leasing, n.e.c.	103	33 682	7 544	1 760	413
7359 pt.	Equipment rental	93	27 596	6 771	1 585	379
7359 pt.	Rent-to-own	37	11 719	2 900	693	146
7359 pt.	Equipment rental, except rent-to-own	56	15 877	3 871	892	233
7359 pt.	Equipment leasing, except finance leasing	10	6 086	773	175	34

Table 8a. Summary Statistics for Firms Subject to Federal Income Tax for the Area Outside Metropolitan Areas: 1992 – Con.

[Includes only establishments with payroll. For meaning of abbreviations and symbols, see introductory text. For explanation of terms and comparability of 1987 and 1992 censuses, see appendix A. For definitions of CMSA's, MSA's, and PMSA's, see appendix D]

SIC code	Kind of business or operation	Establishments (number)	Receipts (\$1,000)	Annual payroll (\$1,000)	First-quarter payroll (\$1,000)	Paid employees for pay period including March 12 (number)
73	Business services—Con.					
736	Personnel supply services -----	120	98 229	73 636	14 324	6 014
7361	Employment agencies -----	29	5 289	2 314	529	137
7363	Help supply services -----	91	92 940	71 322	13 795	5 877
7363 pt.	Temporary help supply -----	73	78 339	60 677	11 079	5 166
7363 pt.	Help supply, except temporary -----	18	14 601	10 645	2 716	711
7363 pt.	Employee leasing -----	11	11 938	9 049	2 378	496
7363 pt.	Other help supply services -----	7	2 663	1 596	338	215
737	Computer programming, data processing, and other computer related services -----	90	36 670	12 840	3 093	540
7371, 2, 3	Computer programming, prepackaged software, and integrated systems -----	53	28 836	10 132	2 383	369
7371	Computer programming services -----	31	7 296	3 368	700	108
7372	Prepackaged software -----	9	6 538	3 465	927	168
7373	Computer integrated systems -----	13	15 002	3 299	756	93
7374, 5, 6	Data processing services -----	14	3 378	1 585	461	111
7374, 5	Computer processing, information retrieval -----	12	(D)	(D)	(D)	CC
7374	Computer processing and data preparation and processing services -----	11	(D)	(D)	(D)	CC
7375	Information retrieval services -----	1	(D)	(D)	(D)	AA
7376	Computer facilities management services -----	2	(D)	(D)	(D)	AA
7377, 8, 9	Computer rental and leasing, maintenance, and related services, n.e.c. -----	23	4 456	1 123	249	60
7377	Computer rental and leasing -----	1	—	—	—	—
7378	Computer maintenance and repair -----	11	2 288	379	97	21
7379	Computer related services, n.e.c. -----	12	2 168	744	152	39
7379 pt.	Computer consultants -----	9	2 087	720	150	38
7379 pt.	Miscellaneous computer services, n.e.c. -----	3	81	24	2	1
738	Miscellaneous business services -----	271	111 152	35 870	8 058	2 814
7381, 2	Detective agencies and protective services -----	46	31 009	18 544	4 325	1 634
7381	Detective, guard, and armored car services -----	38	25 447	16 343	3 896	1 548
7381 pt.	Detective agencies and guard services -----	37	(D)	(D)	(D)	GG
7381 pt.	Armored car services -----	1	(D)	(D)	(D)	AA
7382	Security systems services -----	8	5 562	2 201	429	86
7383	News syndicates -----	1	(D)	(D)	(D)	AA
7384	Photofinishing laboratories* -----	36	(D)	(D)	(D)	CC
7384 pt.	Photofinishing laboratories, except "one-hour" (mini) labs* -----	18	(D)	(D)	(D)	BB
7384 pt.	One-hour (mini) photofinishing* -----	18	3 492	732	151	70
7389	Business services, n.e.c. -----	188	74 043	16 050	3 460	1 053
7389 pt.	Sign painting shops -----	14	3 637	1 106	233	61
7389 pt.	Interior designing -----	32	8 531	983	199	65
7389 pt.	Telephone answering services -----	9	864	281	75	35
7389 pt.	Other business services -----	133	61 011	13 680	2 953	892
7389 pt.	Water softening and conditioning services -----	12	(D)	(D)	(D)	BB
7389 pt.	Packaging and labeling services -----	13	11 394	1 669	428	141
7389 pt.	Trading stamp services -----	1	(D)	(D)	(D)	AA
7389 pt.	Miscellaneous business services -----	107	44 546	10 663	2 239	669
7389 pt.	Convention and trade show services -----	4	1 061	123	26	16
7389 pt.	Private mail centers -----	8	633	90	22	13
7389 pt.	Miscellaneous business services, n.e.c. -----	95	42 852	10 450	2 191	640
75	Automotive repair, services, and parking -----	1 273	278 206	63 111	14 439	3 987
751	Automotive rental and leasing, without drivers -----	59	44 692	7 623	1 574	299
7513	Truck rental and leasing, without drivers -----	25	24 430	3 981	730	139
7513 pt.	Truck rental, without drivers -----	15	9 148	1 387	294	53
7513 pt.	Truck leasing, except finance leasing -----	10	15 282	2 594	436	86
7514, 5	Passenger car rental and leasing -----	28	19 427	3 190	734	136
7514	Passenger car rental -----	24	(D)	(D)	(D)	BB
7515	Passenger car leasing -----	4	(D)	(D)	(D)	BB
7519	Utility trailer and recreational vehicle rental -----	6	835	452	110	24
752	Automobile parking -----	2	(D)	(D)	(D)	AA
7521 pt.	Parking lots -----	2	(D)	(D)	(D)	AA
7521 pt.	Parking structures -----	—	—	—	—	—
753	Automotive repair shops -----	1 097	219 152	51 886	12 081	3 304
7532	Top, body, and upholstery repair shops and paint shops -----	263	53 210	13 145	3 101	768
7532 pt.	Top and body repair shops -----	249	51 880	12 889	3 046	751
7532 pt.	Paint shops -----	14	1 330	256	55	17
7538	General automotive repair shops -----	595	107 259	24 764	5 784	1 644
7538 pt.	General automotive repair shops, except diesel -----	536	86 011	20 042	4 679	1 377
7538 pt.	Diesel repair shops -----	59	21 248	4 722	1 105	267
7533, 4, 6, 7, 9	Other automotive repair shops -----	239	58 683	13 977	3 196	892
7533	Automotive exhaust system repair shops -----	28	5 119	1 082	254	72
7534	Tire retreading and repair shops -----	50	26 578	5 628	1 397	356
7536	Automotive glass replacement shops -----	34	5 984	1 342	323	87
7537	Automotive transmission repair shops -----	33	5 003	1 302	308	85
7539	Automotive repair shops, n.e.c. -----	94	15 999	4 623	914	292
7539 pt.	Radiator repair -----	24	3 463	835	192	60
7539 pt.	Brake, front end, and wheel alignment -----	36	6 128	1 795	362	121
7539 pt.	Automotive electrical and fuel system services -----	25	4 066	1 157	265	76
7539 pt.	Carburetor repair shops -----	1	(D)	(D)	(D)	AA
7539 pt.	Automotive electrical repair shops -----	24	(D)	(D)	(D)	BB
7539 pt.	Other automotive repair shops, n.e.c. -----	9	2 342	836	95	35
754	Automotive services, except repair -----	115	(D)	(D)	(D)	EE
7542	Carwashes -----	71	(D)	(D)	(D)	CC
7549	Automotive services, except repair and carwashes -----	44	6 742	1 718	359	130
7549 pt.	Lubrication shops -----	21	3 982	1 010	186	76
7549 pt.	Other automotive services -----	23	2 760	708	173	54
7549 pt.	Towing services -----	18	1 902	446	123	41
7549 pt.	Other automotive services, n.e.c. -----	5	858	262	50	13

Table 8a. Summary Statistics for Firms Subject to Federal Income Tax for the Area Outside Metropolitan Areas: 1992 — Con.

[Includes only establishments with payroll. For meaning of abbreviations and symbols, see introductory text. For explanation of terms and comparability of 1987 and 1992 censuses, see appendix A. For definitions of CMSA's, MSA's, and PMSA's, see appendix D]

SIC code	Kind of business or operation	Establishments (number)	Receipts (\$1,000)	Annual payroll (\$1,000)	First-quarter payroll (\$1,000)	Paid employees for pay period including March 12 (number)
76	Miscellaneous repair services -----	585	(D)	(D)	(D)	GG
762	Electrical repair shops -----	150	(D)	(D)	(D)	FF
7622	Radio and television repair shops -----	43	(D)	(D)	(D)	CC
7623, 9	Other electrical and electronic repair shops -----	107	25 565	7 153	1 641	452
7623	Refrigeration and air-conditioning service and repair shops -----	26	7 115	1 648	387	95
7629	Electrical and electronic repair shops, n.e.c. -----	81	18 450	5 505	1 254	357
763	Watch, clock, and jewelry repair -----	10	(D)	(D)	(D)	AA
764	Reupholstery and furniture repair -----	76	(D)	(D)	(D)	CC
769	Miscellaneous repair and related services -----	349	85 242	23 800	5 448	1 424
7692	Welding repair -----	88	18 473	4 982	1 103	314
7694	Armature rewinding shops -----	34	16 869	5 355	1 394	250
7699	Repair shops and related services, n.e.c. -----	227	49 900	13 463	2 951	860
7699 pt.	Farm machinery and equipment repair -----	20	3 855	710	149	51
7699 pt.	Lawnmower and other small gasoline engine repair -----	38	6 160	1 492	344	107
7699 pt.	Sewer and septic tank cleaning services -----	16	2 784	644	137	47
7699 pt.	Other repair and related services, n.e.c. -----	153	37 101	10 617	2 321	655
78, 79, 84	Amusement and recreation services, including motion pictures and museums -----	949	298 930	75 940	16 004	6 900
781, 2	Motion picture production, distribution, and services -----	12	(D)	(D)	(D)	BB
7812 pt.	Motion picture production, except for television -----	7	(D)	(D)	(D)	AA
7812 pt.	Motion picture and tape production for television -----	—	—	—	—	—
7819	Services allied to motion picture production -----	3	(D)	(D)	(D)	AA
7822 pt.	Motion picture film and tape distributors -----	2	(D)	(D)	(D)	AA
7822 pt.	Motion picture film exchanges -----	2	(D)	(D)	(D)	AA
7822 pt.	Video tape wholesalers -----	—	—	—	—	—
7822 pt.	Film and tape distribution for television -----	—	—	—	—	—
7829	Services allied to motion picture distribution -----	—	—	—	—	—
783	Motion picture theaters -----	63	19 536	3 354	736	529
7832	Motion picture theaters, except drive-in -----	59	(D)	(D)	(D)	FF
7833	Drive-in motion picture theaters -----	4	(D)	(D)	(D)	AA
784	Video tape rental -----	246	(D)	(D)	(D)	GG
792	Theatrical producers (except motion picture), bands, orchestras, and entertainers -----	13	(D)	(D)	(D)	BB
7922	Theatrical producers (except motion picture) and miscellaneous theatrical services -----	3	(D)	(D)	(D)	AA
7922 pt.	Producers of live theatrical productions -----	—	—	—	—	—
7922 pt.	Producers of radio and television shows, except tape producers -----	—	—	—	—	—
7922 pt.	Artists' and entertainers' managers or agents, concert bureaus, booking agents -----	2	(D)	(D)	(D)	AA
7922 pt.	Other theatrical services -----	1	(D)	(D)	(D)	AA
7929	Bands, orchestras, actors, and other entertainers and entertainment groups -----	10	(D)	(D)	(D)	BB
7929 pt.	Dance groups and artists -----	1	(D)	(D)	(D)	AA
7929 pt.	Symphony orchestras, opera companies, and chamber music organizations -----	—	—	—	—	—
7929 pt.	Other music and entertainment presentations -----	9	1 749	505	123	36
7929 pt.	Other music groups and artists -----	5	1 211	324	77	26
7929 pt.	Other entertainers and entertainment groups -----	4	538	181	46	10
793	Bowling centers -----	33	8 743	2 222	583	297
79 ex. 792, 3, 84	Commercial sports and other amusement and recreation services, including museums -----	582	228 479	61 620	12 692	4 876
794	Commercial sports -----	33	37 985	8 866	1 805	286
7941	Professional sports clubs, managers, promoters -----	3	1 429	319	42	14
7941 pt.	Baseball clubs -----	—	—	—	—	—
7941 pt.	Football clubs -----	—	—	—	—	—
7941 pt.	Other professional sports clubs -----	1	(D)	(D)	(D)	AA
7941 pt.	Managers and promoters -----	2	(D)	(D)	(D)	AA
7948	Racing, including track operation -----	30	36 556	8 547	1 763	272
7948 pt.	Auto racetrack operation -----	10	6 075	1 615	272	34
7948 pt.	Horse racetrack operation -----	—	—	—	—	—
7948 pt.	Dog racetrack operation -----	—	—	—	—	—
7948 pt.	Racing stables and racing, n.e.c. -----	20	30 481	6 932	1 491	238
79 ex. 792, 3, 4; 84	Other amusement and recreation services, including museums -----	549	190 494	52 754	10 887	4 590
791	Dance studios, schools, and halls -----	34	2 271	474	135	96
7911	Physical fitness facilities -----	55	6 205	1 817	421	387
7911 pt.	Physical fitness centers, except gymnasiums and athletic clubs -----	49	5 255	1 540	349	301
7911 pt.	Gymnasiums and athletic clubs -----	6	950	277	72	86
7992	Public golf courses -----	54	30 075	7 661	1 589	554
7993	Coin-operated amusement devices -----	43	8 108	1 833	374	127
7996	Amusement parks -----	12	9 305	2 434	257	127
7997	Membership sports and recreation clubs -----	107	60 844	21 956	4 343	1 408
7999, 84	Amusement and recreation services, including museums, n.e.c. -----	244	73 686	16 579	3 768	1 891
7999 pt.	Concession operators of amusement devices and rides -----	7	(D)	(D)	(D)	AA
7999 pt.	Carnivals, circuses, and fairs -----	1	(D)	(D)	(D)	AA
7999 pt.	Carnivals and circuses -----	1	(D)	(D)	(D)	AA
7999 pt., 84	Fairs -----	—	—	—	—	—
7999 pt.	Other recreation and amusements, including museums -----	236	70 283	16 128	3 733	1 879
84	Museums, art galleries, and botanical and zoological gardens -----	4	(D)	(D)	(D)	AA
841	Museums and art galleries -----	3	(D)	(D)	(D)	AA
842	Arboreta and botanical or zoological gardens -----	1	(D)	(D)	(D)	AA
7999 pt.	Roller skating rinks -----	18	(D)	(D)	(D)	BB
7999 pt.	Ice skating rinks -----	—	—	—	—	—
7999 pt.	Other amusement and recreation services, n.e.c. -----	214	67 785	15 533	3 588	1 774

Table 8a. Summary Statistics for Firms Subject to Federal Income Tax for the Area Outside Metropolitan Areas: 1992 — Con.

[Includes only establishments with payroll. For meaning of abbreviations and symbols, see introductory text. For explanation of terms and comparability of 1987 and 1992 censuses, see appendix A. For definitions of CMSA's, MSA's, and PMSA's, see appendix D]

SIC code	Kind of business or operation	Establishments (number)	Receipts (\$1,000)	Annual payroll (\$1,000)	First-quarter payroll (\$1,000)	Paid employees for pay period including March 12 (number)
80	Health services	2 552	1 499 932	676 633	150 404	30 362
801	Offices and clinics of doctors of medicine	1 141	686 203	337 028	70 535	8 160
8011 pt.	Offices of doctors of medicine	1 128	674 458	332 576	69 680	8 085
8011 pt.	General medical clinics	13	11 745	4 452	855	75
802	Offices and clinics of dentists	602	(D)	(D)	(D)	HH
8021 pt.	Offices of dentists	601	(D)	(D)	(D)	HH
8021 pt.	Dental clinics	1	(D)	(D)	(D)	AA
803	Offices and clinics of doctors of osteopathy	9	(D)	(D)	(D)	BB
8031 pt.	Offices of osteopathic physicians	9	(D)	(D)	(D)	BB
8031 pt.	Osteopathic clinics	—	—	—	—	—
804	Offices and clinics of other health practitioners	415	(D)	(D)	(D)	GG
8041	Offices and clinics of chiropractors	119	21 495	6 080	1 356	323
8042	Offices and clinics of optometrists	167	46 385	12 193	2 747	668
8043	Offices and clinics of podiatrists	37	(D)	(D)	(D)	CC
8049	Offices and clinics of health practitioners, n.e.c.	92	25 265	11 372	2 658	501
805	Nursing and personal care facilities	186	(D)	(D)	(D)	JJ
8051	Skilled nursing care facilities	122	288 603	146 167	35 428	11 501
8052	Intermediate care facilities	27	22 451	10 980	2 705	916
8059	Nursing and personal care facilities, n.e.c.	37	(D)	(D)	(D)	FF
806	Hospitals	4	(D)	(D)	(D)	GG
8062	General medical and surgical hospitals	4	(D)	(D)	(D)	GG
8063, 9	Specialty hospitals	—	—	—	—	—
8063	Psychiatric hospitals	—	—	—	—	—
8069	Specialty hospitals, except psychiatric	—	—	—	—	—
807, 8, 9	Other health services	195	95 941	40 717	9 445	2 934
807	Medical and dental laboratories	79	21 836	7 797	1 760	387
8071	Medical laboratories	10	7 911	1 725	386	81
8072	Dental laboratories	69	13 925	6 072	1 374	306
808	Home health care services	54	40 739	23 181	5 677	2 164
809	Miscellaneous health and allied services, n.e.c.	62	33 366	9 739	2 008	383
8092	Kidney dialysis centers	15	16 926	3 898	907	168
8093	Specialty outpatient facilities, n.e.c.	29	(D)	(D)	(D)	CC
8099	Health and allied services, n.e.c.	18	(D)	(D)	(D)	BB
81	Legal services	813	216 550	75 659	15 263	2 906
823, 4, 9	Selected educational services	21	(D)	(D)	(D)	CC
823	Libraries	—	—	—	—	—
824	Vocational schools	6	(D)	(D)	(D)	BB
8243	Data processing schools	2	(D)	(D)	(D)	AA
8244	Business and secretarial schools	—	—	—	—	—
8249	Vocational schools, n.e.c.	4	(D)	(D)	(D)	BB
829	Schools and educational services, n.e.c.	15	(D)	(D)	(D)	BB
83	Social services	742	(D)	(D)	(D)	II
835	Child day care services	431	43 576	20 370	4 683	2 664
832, 3, 6, 9	Other social services	311	(D)	(D)	(D)	HH
832	Individual and family social services	34	3 916	1 418	283	132
833	Job training and vocational rehabilitation services	8	(D)	(D)	(D)	CC
836	Residential care	262	84 204	31 415	7 255	3 466
839	Social services, n.e.c.	7	(D)	(D)	(D)	BB
87 ex. 8733	Engineering, accounting, research, management, and related services (except noncommercial research organizations)	1 127	(D)	(D)	(D)	II
871	Engineering, architectural, and surveying services	401	(D)	(D)	(D)	GG
8711	Engineering services	125	46 398	20 107	4 452	670
8712	Architectural services	60	(D)	(D)	(D)	CC
8713	Surveying services	216	22 611	10 262	2 448	766
872	Accounting, auditing, and bookkeeping services	525	(D)	(D)	(D)	GG
873 ex. 8733	Research, development, and testing services (except noncommercial research organizations)	25	(D)	(D)	(D)	CC
8731	Commercial physical and biological research	9	(D)	(D)	(D)	BB
8731 pt.	Commercial physical research	6	(D)	(D)	(D)	BB
8731 pt.	Commercial medical and biological research	3	(D)	(D)	(D)	AA
8732	Commercial economic, sociological, and educational research	7	2 006	1 171	269	31
8734	Testing laboratories	9	(D)	(D)	(D)	CC
874	Management and public relations services	176	76 610	33 413	7 717	1 314
8741	Management services	64	33 776	16 810	3 709	655
8742	Management consulting services	74	25 292	8 457	1 862	317
8743	Public relations services	7	(D)	(D)	(D)	BB
8744	Facilities support management services	5	(D)	(D)	(D)	EE
8748	Business consulting services, n.e.c.	26	4 741	1 432	309	56
89	Services, n.e.c.	54	13 748	4 645	895	226
8999 pt.	Scientific and related consulting services, except environmental	8	1 075	214	33	11
8999 pt.	Other services	46	12 673	4 431	862	215
8999 pt.	Environmental consulting	17	8 729	3 237	610	133
8999 pt.	Authors, composers, and other arts-related services	10	1 295	470	116	30
8999 pt.	Other services, n.e.c.	19	2 649	724	136	52

Table 8b. Summary Statistics for Firms Exempt From Federal Income Tax for the Area Outside Metropolitan Areas: 1992

[Includes only establishments with payroll. For meaning of abbreviations and symbols, see introductory text. For explanation of terms and comparability of 1987 and 1992 censuses, see appendix A. For definitions of CMSA's, MSA's, and PMSA's, see appendix D]

SIC code	Kind of business or operation	Establishments (number)	Revenue (\$1,000)	Annual payroll (\$1,000)	First-quarter payroll (\$1,000)	Paid employees for pay period including March 12 (number)
	Total	1 568	(D)	(D)	(D)	KK
7032, 704	Camps and membership lodging	21	11 017	3 669	486	233
7032	Sporting and recreational camps	21	11 017	3 669	486	233
704	Organization hotels and lodging houses, on membership basis	-	-	-	-	-
792, 7991 pt., 7997, 7999 pt., 84	Selected amusement, recreation, and related services	129	52 595	20 102	3 558	1 299
792	Theatrical producers (except motion picture), bands, orchestras, and entertainers	12	3 158	1 486	173	41
7922	Theatrical producers (except motion picture) and miscellaneous theatrical services	9	2 817	1 422	160	37
7922 pt.	Producers of live theatrical productions	9	2 817	1 422	160	37
7922 pt.	Producers of radio and television shows, except tape	-	-	-	-	-
7922 pt.	Artists' and entertainers' managers or agents, concert bureaus, booking agents	-	-	-	-	-
7922 pt.	Other theatrical services	-	-	-	-	-
7929	Bands, orchestras, actors, and other entertainers and entertainment groups	3	341	64	13	4
7929 pt.	Dance groups and artists	2	(D)	(D)	(D)	AA
7929 pt.	Symphony orchestras, opera companies, and chamber music organizations	1	(D)	(D)	(D)	AA
7929 pt.	Other music groups and artists	-	-	-	-	-
7929 pt.	Other entertainers and entertainment groups	-	-	-	-	-
7991 pt., 7997	Gymnasiums, athletic clubs, and membership sports and recreation clubs	90	44 154	17 091	3 113	1 173
7991 pt.	Gymnasiums and athletic clubs	-	-	-	-	-
7997	Membership sports and recreation clubs	90	44 154	17 091	3 113	1 173
7999 pt.	Fairs	3	(D)	(D)	(D)	AA
84	Museums, art galleries, and botanical and zoological gardens	24	(D)	(D)	(D)	BB
841	Museums and art galleries	23	(D)	(D)	(D)	BB
842	Arboreta and botanical or zoological gardens	1	(D)	(D)	(D)	AA
8011 pt.; 8021 pt.; 805, 6, 8, 9	Selected health services	189	1 597 710	718 963	172 656	33 150
8011 pt., 8021 pt.	Clinics of doctors of medicine and dentists	45	(D)	(D)	(D)	FF
8011 pt.	General medical clinics	44	(D)	(D)	(D)	FF
8021 pt.	Dental clinics	1	(D)	(D)	(D)	AA
805	Nursing and personal care facilities	28	54 251	28 654	6 964	2 084
8051	Skilled nursing care facilities	13	30 447	15 625	3 829	1 109
8052	Intermediate care facilities	13	(D)	(D)	(D)	FF
8059	Nursing and personal care facilities, n.e.c.	2	(D)	(D)	(D)	BB
806	Hospitals	66	(D)	(D)	(D)	KK
8062	General medical and surgical hospitals	63	1 367 855	593 044	141 961	26 474
8062 pt.	General medical and surgical hospitals, nongovernment	45	978 533	414 425	99 151	18 604
8062 pt.	General medical and surgical hospitals, government	18	389 322	178 619	42 810	7 870
8063, 9	Specialty hospitals	3	(D)	(D)	(D)	GG
8063	Psychiatric hospitals	2	(D)	(D)	(D)	GG
8063 pt.	Psychiatric hospitals, nongovernment	-	-	-	-	-
8063 pt.	Psychiatric hospitals, government	2	(D)	(D)	(D)	GG
8069	Specialty hospitals, except psychiatric	1	(D)	(D)	(D)	BB
8069 pt.	Specialty hospitals, except psychiatric; nongovernment	-	-	-	-	-
8069 pt.	Specialty hospitals, except psychiatric; government	1	(D)	(D)	(D)	BB
808, 9	Other health services	50	79 849	42 538	9 983	2 459
808	Home health care services	23	53 184	28 198	6 419	1 804
809	Miscellaneous health and allied services, n.e.c.	27	26 665	14 340	3 564	655
8092	Kidney dialysis centers	1	(D)	(D)	(D)	BB
8093	Specialty outpatient facilities, n.e.c.	23	22 716	12 466	3 090	555
8099	Health and allied services, n.e.c.	3	(D)	(D)	(D)	BB
8111 pt.	Legal aid societies and similar legal services	8	(D)	(D)	(D)	BB
823, 4, 9	Selected educational services	32	(D)	(D)	(D)	CC
823	Libraries	8	(D)	(D)	(D)	BB
824	Vocational schools	-	-	-	-	-
8243	Data processing schools	-	-	-	-	-
8244	Business and secretarial schools	-	-	-	-	-
8249	Vocational schools, n.e.c.	-	-	-	-	-
829	Schools and educational services, n.e.c.	24	(D)	(D)	(D)	BB
83	Social services	682	(D)	(D)	(D)	II
835	Child day care services	159	19 540	9 814	2 279	1 095
832, 3, 6, 9	Other social services	523	(D)	(D)	(D)	II
832	Individual and family social services	213	47 969	18 768	4 319	1 575
833	Job training and vocational rehabilitation services	63	(D)	(D)	(D)	GG
836	Residential care	105	53 482	24 324	5 818	1 843
839	Social services, n.e.c.	142	55 383	17 672	4 121	1 078
861, 2, 4, 9	Selected membership organizations	494	(D)	(D)	(D)	GG
861	Business associations	130	(D)	(D)	(D)	EE
864	Civic, social, and fraternal associations	224	49 290	14 868	3 366	1 398
862, 9	Other membership organizations	140	19 388	6 035	1 382	449
862	Professional membership organizations	19	4 211	1 066	223	79
869	Membership organizations, n.e.c.	121	15 177	4 969	1 159	370

Table 8b. Summary Statistics for Firms Exempt From Federal Income Tax for the Area Outside Metropolitan Areas: 1992 —Con.

[Includes only establishments with payroll. For meaning of abbreviations and symbols, see introductory text. For explanation of terms and comparability of 1987 and 1992 censuses, see appendix A. For definitions of CMSA's, MSA's, and PMSA's, see appendix D]

SIC code	Kind of business or operation	Establishments (number)	Revenue (\$1,000)	Annual payroll (\$1,000)	First-quarter payroll (\$1,000)	Paid employees for pay period including March 12 (number)
873, 4 ex. 8744	Research, testing, and consulting services, except facilities support management services -----	13	(D)	(D)	(D)	BB
873	Research, development, and testing services -----	9	(D)	(D)	(D)	BB
8731	Commercial physical and biological research -----	—	—	—	—	—
8732	Commercial economic, sociological, and educational research ----	1	(D)	(D)	(D)	AA
8733	Noncommercial research organizations -----	5	(D)	(D)	(D)	BB
8734	Testing laboratories -----	3	(D)	(D)	(D)	AA
874 ex. 8744	Management and public relations services, except facilities support management services -----	4	439	159	36	7
8741	Management services -----	—	—	—	—	—
8742	Management consulting services -----	—	—	—	—	—
8743	Public relations services -----	—	—	—	—	—
8748	Business consulting services, n.e.c. -----	4	439	159	36	7

Table 9. Places With 2,500 Inhabitants or More Ranked by Volume of Receipts of Firms Subject to Federal Income Tax: 1992

[Includes only establishments with payroll. For meaning of abbreviations and symbols, see introductory text. For explanation of terms and comparability of 1987 and 1992 censuses, see appendix A. For information on geographic areas followed by ▲, see appendix F]

Geographic area	Receipts		Cumulative receipts		Geographic area	Receipts		Cumulative receipts	
	Rank ¹	Amount (\$1,000)	Amount (\$1,000)	Percent of State total		Rank ¹	Amount (\$1,000)	Amount (\$1,000)	Percent of State total
North Carolina -----	(X)	22 154 533	22 154 533	100.0	North Carolina —Con.				
Charlotte -----	1	4 258 510	4 258 510	19.2	Albemarle -----	51	43 727	16 705 351	75.4
Raleigh -----	2	2 101 461	6 359 971	28.7	Whiteville -----	52	43 582	16 748 933	75.6
Greensboro -----	3	1 234 457	7 594 428	34.3	North Wilkesboro -----	53	40 494	16 789 427	75.8
Winston-Salem -----	4	1 186 201	8 780 629	39.6	Graham -----	54	38 791	16 828 218	76.0
Durham ▲ -----	5	710 070	9 490 699	42.8	Rockingham -----	55	37 796	16 866 014	76.1
Cary -----	6	690 166	10 180 865	46.0	Clinton -----	56	37 730	16 903 744	76.3
Asheville -----	7	628 812	10 809 677	48.8	Lincolnton -----	57	37 332	16 941 076	76.5
Wilmington -----	8	500 582	11 310 259	51.1	Garner -----	58	37 223	16 978 299	76.6
Fayetteville -----	9	470 139	11 780 398	53.2	Clemmons -----	59	34 698	17 012 997	76.8
Hickory ▲ -----	10	383 634	12 164 032	54.9	Reidsville -----	60	34 111	17 047 108	76.9
High Point ▲ -----	11	298 481	12 462 513	56.3	Waynesville -----	61	33 857	17 080 965	77.1
Greenville -----	12	295 679	12 758 192	57.6	Newton -----	62	31 937	17 112 902	77.2
Rocky Mount ▲ -----	13	248 915	13 007 107	58.7	Franklin -----	63	30 015	17 142 917	77.4
Gastonia -----	14	248 788	13 255 895	59.8	Kannapolis ▲ -----	64	29 468	17 172 385	77.5
Chapel Hill ▲ -----	15	198 917	13 454 812	60.7	Louisburg -----	65	28 964	17 201 349	77.6
Burlington -----	16	175 388	13 630 200	61.5	Wilkesboro -----	66	28 493	17 229 842	77.8
Statesville -----	17	173 138	13 803 338	62.3	Brevard -----	67	27 048	17 256 890	77.9
Goldsboro -----	18	168 189	13 971 527	63.1	Ahoskie -----	68	25 413	17 282 303	78.0
New Bern -----	19	160 771	14 132 298	63.8	Oxford -----	69	25 392	17 307 695	78.1
Concord -----	20	152 736	14 285 034	64.5	Cherryville -----	70	24 752	17 332 447	78.2
Kinston -----	21	134 880	14 419 914	65.1	Marion -----	71	23 675	17 356 122	78.3
Wilson -----	22	133 727	14 553 641	65.7	Archdale ▲ -----	72	22 646	17 378 768	78.4
Jacksonville -----	23	130 843	14 684 484	66.3	Pinehurst -----	73	22 025	17 400 793	78.5
Salisbury -----	24	126 447	14 810 931	66.9	Havelock -----	74	21 396	17 422 189	78.6
Sanford -----	25	115 480	14 926 411	67.4	Edenton -----	75	20 666	17 442 855	78.7
Hendersonville -----	26	105 820	15 032 231	67.9	Roxboro -----	76	20 451	17 463 306	78.8
Shelby -----	27	101 801	15 134 032	68.3	Benson -----	77	20 367	17 483 673	78.9
Lumberton -----	28	94 741	15 228 773	68.7	Mocksville -----	78	19 758	17 503 431	79.0
Washington -----	29	90 404	15 319 177	69.1	Hamlet -----	79	19 600	17 523 031	79.1
Monroe -----	30	88 643	15 407 820	69.5	Fuquay-Varina -----	80	19 129	17 542 160	79.2
Asheboro -----	31	87 693	15 495 513	69.9	Rutherfordton -----	81	19 073	17 561 233	79.3
Boone -----	32	75 315	15 570 828	70.3	Forest City -----	82	18 487	17 579 720	79.4
Southern Pines -----	33	74 614	15 645 442	70.6	Kings Mountain ▲ -----	83	18 394	17 598 114	79.4
Morganton -----	34	70 872	15 716 314	70.9	Conover -----	84	18 280	17 616 394	79.5
Mooreville -----	35	70 837	15 787 151	71.3	Elizabethtown -----	85	18 109	17 634 503	79.6
Kernersville ▲ -----	36	67 846	15 854 997	71.6	King ▲ -----	86	17 690	17 652 193	79.7
Lexington -----	37	67 690	15 922 687	71.9	Elkin ▲ -----	87	17 393	17 669 586	79.8
Thomasville -----	38	67 564	15 990 251	72.2	Siler City -----	88	17 370	17 686 956	79.8
Tarboro -----	39	67 467	16 057 718	72.5	Wake Forest -----	89	16 531	17 703 487	79.9
Dunn -----	40	64 893	16 122 611	72.8	Williamston -----	90	16 516	17 720 003	80.0
Matthews -----	41	63 128	16 185 739	73.1	Pineville -----	91	15 470	17 735 473	80.1
Lenoir -----	42	62 241	16 247 980	73.3	Belmont -----	92	14 796	17 750 269	80.1
Smithfield -----	43	60 648	16 308 628	73.6	Huntersville -----	93	14 653	17 764 922	80.2
Elizabeth City ▲ -----	44	56 674	16 365 302	73.9	Carrboro -----	94	14 437	17 779 359	80.3
Roanoke Rapids -----	45	54 545	16 419 847	74.1	Apex -----	95	14 266	17 793 625	80.3
Mount Airy -----	46	51 286	16 471 133	74.3	Mount Olive ▲ -----	96	14 111	17 807 736	80.4
Morehead City -----	47	51 083	16 522 216	74.6	Hillsborough -----	97	13 633	17 821 369	80.4
Laurinburg -----	48	48 095	16 570 311	74.8	Kill Devil Hills -----	98	12 220	17 833 589	80.5
Henderson -----	49	47 127	16 617 438	75.0	Granite Falls -----	99	11 699	17 845 288	80.5
Eden -----	50	44 186	16 661 624	75.2	Canton -----	100	11 688	17 856 976	80.6

See footnotes at end of table.

Table 9. Places With 2,500 Inhabitants or More Ranked by Volume of Receipts of Firms Subject to Federal Income Tax: 1992 —Con.

[Includes only establishments with payroll. For meaning of abbreviations and symbols, see introductory text. For explanation of terms and comparability of 1987 and 1992 censuses, see appendix A. For information on geographic areas followed by ▲, see appendix F]

Geographic area	Receipts		Cumulative receipts		Geographic area	Receipts		Cumulative receipts	
	Rank ¹	Amount (\$1,000)	Amount (\$1,000)	Percent of State total		Rank ¹	Amount (\$1,000)	Amount (\$1,000)	Percent of State total
North Carolina —Con.					North Carolina —Con.				
Randleman	101	11 533	17 868 509	80.7	Mint Hill	131	5 318	18 120 508	81.8
Hope Mills	102	11 306	17 879 815	80.7	Red Springs	132	5 295	18 125 803	81.8
Black Mountain	103	11 195	17 891 010	80.8	Maxton ▲	133	5 280	18 131 083	81.8
Selma	104	10 966	17 901 976	80.8	La Grange	134	5 234	18 136 317	81.9
Davidson ▲	105	10 964	17 912 940	80.9	Warsaw	135	4 886	18 141 203	81.9
Clayton	106	10 907	17 923 847	80.9	Enfield	136	4 546	18 145 749	81.9
Wallace ▲	107	10 797	17 934 644	81.0	Spencer	137	4 370	18 150 119	81.9
Fletcher ▲	108	10 733	17 945 377	81.0	Bessemer City	138	4 117	18 154 236	81.9
Stanley	109	10 561	17 955 938	81.0	China Grove	139	3 878	18 158 114	82.0
Mebane ▲	110	10 149	17 966 087	81.1	Murfreesboro	140	3 867	18 161 981	82.0
Wrightsville Beach	111	10 025	17 976 112	81.1	Fairmont	141	3 389	18 165 370	82.0
Raeform	112	9 838	17 985 950	81.2	Scotland Neck	142	2 895	18 168 265	82.0
Beaufort	113	9 701	17 995 651	81.2	Wendell	143	2 626	18 170 891	82.0
Spring Lake	114	9 654	18 005 305	81.3	Carolina Beach	144	2 621	18 173 512	82.0
Nashville	115	9 628	18 014 933	81.3	Jamestown	145	2 376	18 175 888	82.0
Erwin	116	9 177	18 024 110	81.4	Elon College	146	1 812	18 177 700	82.0
Wadesboro	117	8 283	18 032 393	81.4	Gibsonville ▲	147	1 591	18 179 291	82.1
Plymouth	118	7 199	18 039 592	81.4	Lewisville ▲	148	1 496	18 180 787	82.1
Cornelius	119	7 097	18 046 689	81.5	Winterville	149	1 343	18 182 130	82.1
Mount Holly	120	6 982	18 053 671	81.5	Andrews	150	1 270	18 183 400	82.1
Zebulon	121	6 799	18 060 470	81.5	Lowell	151	974	18 184 374	82.1
Farmville	122	6 732	18 067 202	81.6	Long Beach	152	803	18 185 177	82.1
Troy	123	6 633	18 073 835	81.6	Woodfin	153	795	18 185 972	82.1
Spindale	124	6 527	18 080 362	81.6	Wingate	154	353	18 186 325	82.1
Hudson	125	6 217	18 086 579	81.6	Weddington ▲	(X)	—	18 186 325	82.1
Ayden	126	6 044	18 092 623	81.7	Gamewell	(X)	—	18 186 325	82.1
Aberdeen	127	5 951	18 098 574	81.7	Sawmills ▲	(X)	—	18 186 325	82.1
Dallas	128	5 887	18 104 461	81.7	Long View ▲	(X)	(D)	(X)	(X)
Valdese	129	5 374	18 109 835	81.7	Newport	(X)	(D)	(X)	(X)
Yadkinville	130	5 355	18 115 190	81.8					

¹Places with suppressed receipts (if applicable) are listed at end of table rather than by rank to avoid disclosing data for individual companies.

Table 10. Counties Ranked by Volume of Receipts of Firms Subject to Federal Income Tax: 1992

[Includes only establishments with payroll. For meaning of abbreviations and symbols, see introductory text. For explanation of terms and comparability of 1987 and 1992 censuses, see appendix A. For information on geographic areas followed by ▲, see appendix F]

Geographic area	Receipts		Cumulative receipts		Geographic area	Receipts		Cumulative receipts	
	Rank ¹	Amount (\$1,000)	Amount (\$1,000)	Percent of State total		Rank ¹	Amount (\$1,000)	Amount (\$1,000)	Percent of State total
North Carolina					North Carolina —Con.				
Mecklenburg	1	4 570 334	4 570 334	20.6	Johnston	31	131 538	19 202 837	86.7
Wake	2	3 315 315	7 885 649	35.6	Union	32	119 514	19 322 351	87.2
Guilford	3	1 730 587	9 616 236	43.4	Watauga	33	115 280	19 437 631	87.7
Forsyth	4	1 369 226	10 985 462	49.6	Beaufort	34	103 751	19 541 382	88.2
Durham	5	1 236 940	12 222 402	55.2	Burke	35	100 200	19 641 582	88.7
Buncombe	6	740 362	12 962 764	58.5	Carteret	36	99 427	19 741 009	89.1
Cumberland	7	638 695	13 601 459	61.4	Harnett	37	99 326	19 840 335	89.6
New Hanover	8	597 535	14 198 994	64.1	Rockingham	38	99 069	19 939 404	90.0
Catawba	9	473 092	14 672 086	66.2	Surry	39	94 019	20 033 423	90.4
Gaston	10	344 349	15 016 435	67.8	Caldwell	40	92 522	20 125 945	90.8
Pitt	11	329 844	15 346 279	69.3	Dare	41	92 373	20 218 318	91.3
Iredell	12	290 234	15 636 513	70.6	Haywood	42	91 059	20 309 377	91.7
Nash	13	268 794	15 905 307	71.8	Brunswick	43	90 110	20 399 487	92.1
Cabarrus	14	252 109	16 157 416	72.9	Wilkes	44	87 727	20 487 214	92.5
Alamance	15	250 607	16 408 023	74.1	Halifax	45	79 959	20 567 173	92.8
Moore	16	244 635	16 652 658	75.2	Richmond	46	72 414	20 639 587	93.2
Orange	17	234 758	16 887 416	76.2	Columbus	47	72 195	20 711 782	93.5
Wayne	18	200 088	17 087 504	77.1	Franklin	48	67 073	20 778 855	93.8
Craven	19	199 492	17 286 996	78.0	Vance	49	64 396	20 843 251	94.1
Wilson	20	187 622	17 474 618	78.9	Lincoln	50	63 854	20 907 105	94.4
Lenoir	21	178 677	17 653 295	79.7	Rutherford	51	63 452	20 970 557	94.7
Rowan	22	176 929	17 830 224	80.5	Pasquotank	52	62 960	21 033 517	94.9
Davidson	23	175 654	18 005 878	81.3	Stanly	53	58 549	21 092 066	95.2
Onslow	24	172 036	18 177 914	82.1	Sampson	54	56 539	21 148 605	95.5
Randolph	25	171 581	18 349 495	82.8	Scotland	55	56 160	21 204 765	95.7
Henderson	26	167 806	18 517 301	83.6	Davie	56	52 106	21 256 871	95.9
Cleveland	27	152 767	18 670 068	84.3	Jackson	57	50 067	21 306 938	96.2
Edgecombe	28	136 148	18 806 216	84.9	Transylvania	58	47 362	21 354 300	96.4
Robeson	29	133 126	18 939 342	85.5	Macon	59	46 090	21 400 390	96.6
Lee	30	131 957	19 071 299	86.1	Swain	60	44 832	21 445 222	96.8

NC-134 NORTH CAROLINA

SERVICE INDUSTRIES—GEOGRAPHIC AREA SERIES

Table 10. Counties Ranked by Volume of Receipts of Firms Subject to Federal Income Tax: 1992—Con.

[Includes only establishments with payroll. For meaning of abbreviations and symbols, see introductory text. For explanation of terms and comparability of 1987 and 1992 censuses, see appendix A. For information on geographic areas followed by ▲, see appendix F]

Geographic area	Receipts		Cumulative receipts		Geographic area	Receipts		Cumulative receipts	
	Rank ¹	Amount (\$1,000)	Amount (\$1,000)	Percent of State total		Rank ¹	Amount (\$1,000)	Amount (\$1,000)	Percent of State total
North Carolina—Con.					North Carolina—Con.				
Granville	61	43 717	21 488 939	97.0	Yancey	81	13 761	22 004 429	99.3
McDowell	62	39 668	21 528 607	97.2	Warren	82	12 772	22 017 201	99.4
Chatham	63	37 082	21 565 689	97.3	Madison	83	12 725	22 029 926	99.4
Avery	64	36 250	21 601 939	97.5	Hoke	84	11 595	22 041 521	99.5
Duplin	65	35 003	21 636 942	97.7	Northampton	85	10 484	22 052 005	99.5
Yadkin	66	33 664	21 670 606	97.8	Washington	86	10 392	22 062 397	99.6
Stokes	67	32 317	21 702 923	98.0	Jones	87	9 877	22 072 274	99.6
Hertford	68	31 639	21 734 562	98.1	Bertie	88	9 730	22 082 004	99.7
Bladen	69	30 253	21 764 815	98.2	Pamlico	89	9 312	22 091 316	99.7
Pender	70	27 656	21 792 471	98.4	Caswell	90	8 691	22 100 007	99.8
Person	71	24 122	21 816 593	98.5	Greene	91	8 415	22 108 422	99.8
Alexander	72	23 601	21 840 194	98.6	Graham	92	8 152	22 116 574	99.8
Chowan	73	22 547	21 862 741	98.7	Alleghany	93	8 119	22 124 693	99.9
Martin	74	21 755	21 884 496	98.8	Currituck	94	7 851	22 132 544	99.9
Polk	75	20 714	21 905 210	98.9	Hyde	95	5 721	22 138 265	99.9
Cherokee	76	19 793	21 925 003	99.0	Perquimans	96	5 304	22 143 569	100.0
Montgomery	77	17 265	21 942 268	99.0	Gates	97	4 414	22 147 983	100.0
Mitchell	78	16 759	21 959 027	99.1	Clay	98	3 651	22 151 634	100.0
Ashe	79	15 940	21 974 967	99.2	Tyrrell	99	1 531	22 153 165	100.0
Anson	80	15 701	21 990 668	99.3	Camden	100	1 368	22 154 533	100.0

¹Counties with suppressed receipts (if applicable) are listed at end of table rather than by rank to avoid disclosing data for individual companies.

Appendix A.

General Explanation

CENSUS COVERAGE AND METHODOLOGY

Structure and method of enumeration. Firms in the 1992 Census of Service Industries were divided into the nonmail universe and mail universe. The coverage and the method of obtaining census information from each follow:

1. The nonmail universe consisted of firms which were not required to file a regular census return and included:

- a. All taxable nonemployers, i.e., all firms subject to Federal income tax with no paid employees during 1992. Receipts information for these firms was obtained from administrative records of other Federal agencies. Although consisting of many firms, nonemployers accounted for less than 10 percent of total receipts of all establishments covered in the census.

The census included only those service nonemployer firms which reported a receipts volume of \$1,000 or more during 1992. Establishments exempt from Federal income tax with no paid employees were excluded as in previous censuses.

Data for nonemployers are not included in this report but are provided in a subsequent Non-employer Statistics report (SC92-N-1).

- b. Selected small employers, i.e., single-establishment firms with payroll below a specified cutoff. (The term "employers" refers to firms with one or more paid employees at any time during 1992 as shown in the active administrative records of other Federal agencies.) Although the payroll cutoff varied by kind of business, small employers generally included firms with less than 10 employees and represented about 10 percent of total receipts of establishments covered in the census.

Data on receipts, payroll, and employment for employer firms below the payroll cutoff were derived or estimated from administrative records of other Federal agencies, except for a sample of small employer firms in classifications for which specialized data requirements precluded reliance solely on administrative records sources. This sample was included in the mail universe.

2. The mail universe consisted of firms for which information was obtained by means of a mail canvass and included:

- a. Large employers, i.e., all multiestablishment firms, and all employer firms above the payroll size cutoff referred to in section 1b. Within this category, a report of company organization was conducted periodically to identify establishment locations of firms which operated at more than one location and to obtain information on payroll and mid-March employment at each location. The 1991 Report of Company Organization was used as a coverage check in the census. In the 1992 census, all multi-establishment firms were asked to notify the Census Bureau of any establishments for which a form was not received. Report forms were subsequently provided to the firms for these establishments.
- b. A sample of small employer firms in classifications for which specialized data precluded reliance solely on administrative records sources. These firms were sent the census mailing packages containing the appropriate 1992 questionnaire.

Method of classifying kinds of business. The service industries classifications for all establishments were based on the *Standard Industrial Classification Manual: 1987*¹ (SIC). However, the method of assigning these classifications, and the level of detail at which establishments were classified, differed between the nonmail and mail universes as follows:

1. The nonmail universe

- a. Nonemployers were classified on the basis of information obtained from administrative records of other Federal agencies.
- b. Selected small employers were classified on the basis of the most current census kind-of-business classification available from one of the Census Bureau's current sample surveys or the 1987 census. Otherwise, the classification was obtained from administrative records of other Federal agencies.

If the census or administrative record classifications proved inadequate (none corresponded to a 1992 census classification in the detail required for

¹*Standard Industrial Classification Manual: 1987*. For sale by Superintendent of Documents, U.S. Government Printing Office, Washington, DC 20402. Stock No. 041-001-00314-2.

employers), the firm was sent a brief inquiry requesting information necessary to assign a 1992 census kind-of-business code.

- Establishments in the mail universe were classified on the basis of their self-designation, answers to questions on receipts by type of service provided, and other special inquiries.

Method of assigning tax status. For kind-of-business classifications² where there were substantial numbers of taxable and tax-exempt establishments, establishments were classified based on the Federal income tax filing requirement for the establishment or organization. This classification was based primarily on the response to an inquiry on the census questionnaire. Establishments that indicated that all or part of their income was exempt from Federal income tax under provisions of section 501 of the IRS code were classified as tax-exempt; establishments indicating no such exemption were classified as taxable. All government-operated hospitals were classified as tax-exempt. For establishments in the nonmail universe, the tax status classification was based upon the type of tax return filed by the firm or organization.

For selected kind-of-business classifications³ comprised primarily of tax-exempt establishments, all establishments in those classifications were defined as tax-exempt. All establishments in the remaining kind-of-business classifications (comprised primarily of taxable establishments) were defined as taxable.

COMPARABILITY OF THE 1987 AND 1992 CENSUSES

The 1987 and 1992 censuses were conducted under similar conditions and procedures except for the following:

Geographic areas. The boundaries of a number of areas for which data are shown in the 1992 census are not the same as in the 1987 census because of annexations; other boundary changes; and redefinitions of metropolitan statistical areas (MSA's), primary metropolitan statistical areas (PMSA's), and consolidated metropolitan statistical areas (CMSA's).⁴ In addition, data for consolidated cities are included in the 1992 census.

Data for special economic urban areas (SEUA's) with 10,000 inhabitants or more in Michigan, Minnesota, New York, and Wisconsin qualified for publication in the 1992 census. This included townships in Michigan and Minnesota and towns in New York and Wisconsin. However, Minnesota did not have any townships that met the population criteria.

²SIC's 7032, 792, 7991 pt., 7997, 7999 pt., 8011 pt., 8021 pt., 805, 806, 808, 809, 82, 83, 84 pt., 873 ex. 8733, 874 ex. 8744.

³SIC's 7041, 8111 pt., 84 pt., 86, 8733.

⁴Newly defined metropolitan areas (MA's) were announced by the Office of Management and Budget (OMB) effective June 30, 1993.

Nonemployer firms. In 1987, data for nonemployer firms were published for the United States, States, metropolitan areas, counties, and places in four regional reports in the Nonemployer Statistics Series (SC87-N-1 to -4).

For 1992, data for nonemployers by kind of business are presented in one *Nonemployer Statistics* report (SC92-N-1) for the United States, States, and metropolitan areas. Nonemployer data for counties and places are available on compact disc-read only memory (CD-ROM).

Employment. In 1987, employment data withheld to avoid disclosing data for individual companies were represented with the symbol "(D)." In 1992, withheld employment data are represented with symbols that denote employment size ranges. These symbols are defined in the introductory text.

Sources of receipts/revenue. In 1987, data on sources of receipts/revenue for selected industries were published with other industry-specific data in the *Miscellaneous Subjects* report (SC87-S-4) of the Subject Series. In 1992, sources of receipts/revenue data are presented separately in the *Sources of Receipts or Revenue* report (SC92-S-4) of the Subject Series.

Legal form of organization. In 1987, data on the number of individual proprietorships/partnerships were published in the Geographic Area Series. In 1992, individual proprietorship/partnership data are published in the *Establishment and Firm Size* report (SC87-S-1) and in the *Nonemployer Statistics* report (SC87-N-1).

EXPLANATION OF TERMS

Establishments. An establishment is a single physical location at which business is conducted. It is not necessarily identical with a company or enterprise, which may consist of one establishment or more. Statistics for service industries represent a summary of reports for individual establishments rather than companies. For cases where a census report was received, separate information was obtained for each location where business was conducted. When administrative records of other Federal agencies were used instead of a census report, no information was available on the number of locations operated. Estimates of this number were derived from a sample and are provided in the service industries report, *Miscellaneous Subjects* (SC92-S-5). Each census report was tabulated according to the physical location at which the business was conducted. The count of establishments represents those in business at any time during 1992. Appendix G provides a comparison of the number of establishments active any time during the year versus the number in business at the end of the year.

When two activities or more were carried on at a single location under a single ownership, all activities generally were grouped together as a single establishment. The

entire establishment was classified on the basis of its major activity and all data for it were included in that classification. However, when distinct and separate economic activities (for which different industry classification codes were appropriate) were conducted at a single location under a single ownership, and when conditions prescribed by the SIC manual for recognizing the existence of more than one establishment were met, separate establishment reports for each of the different activities were obtained in the census.

Leased service departments (separately owned businesses operated as departments or concessions of other service establishments or of retail businesses, such as a separately owned shoeshine parlor in a barber shop, or a beauty shop in a department store) are treated as separate service establishments for census purposes. Leased retail departments located in service establishments (e.g., a gift shop located in a hotel) are considered separate retail establishments.

Firms. A firm is a business organization or entity consisting of one domestic establishment (location) or more under common ownership or control. All establishments of subsidiary firms are included as part of the controlling firm. For the economic census, the terms "firm" and "company" are synonymous.

Receipts (Basic dollar volume measure for service establishments of firms subject to Federal income tax). Includes receipts from customers or clients for services rendered, from the use of facilities, and from merchandise sold during 1992 whether or not payment was received in 1992, except for health practitioners and legal, architectural, engineering, and surveying services, which reported on a cash basis (payments received in 1992 regardless of when services were rendered). Excise taxes on gasoline, liquor, tobacco, etc., which are paid by the manufacturer or wholesaler and passed on in the cost of goods purchased by the service establishment, are also included. Receipts from leasing of vehicles, equipment, etc., marketed under operating leases are included in receipts figures as well as the fair sales value of merchandise marketed in 1992 under capital, finance, or "full payout" leases. Receipts also include the total value of service contracts, amounts received for work subcontracted to others, and dues and assessments from members and affiliates.

Receipts are net after deductions for refunds and allowances for merchandise returned by customers. Receipts do not include sales, occupancy, admissions, or other taxes collected from customers and remitted directly by the firm to a local, State, or Federal tax agency, nor do they include income from such sources as contributions, gifts, and grants; dividends, interest, and investments; or sale or rental of real estate. Also excluded are rents from and receipts (gross as well as the establishment's share) of departments and concessions which are operated by others; sales of used equipment rented or leased to

customers; commissions from vending machine operators; and other nonoperating income such as royalties, franchise fees, etc.

Receipts in this report do not include service receipts of manufacturers, wholesalers, retail establishments, or other businesses whose primary activity is other than service. They do, however, include receipts other than from services rendered (e.g., sale of merchandise to individuals or other businesses) by establishments primarily engaged in performing services and classified in the service industries.

Revenue (Basic dollar volume measure for firms exempt from Federal income tax). Includes revenue from customers or clients for services rendered and merchandise sold during 1992, whether or not payment was received in 1992. Also included are income from interest, dividends, gross contributions, gifts, grants (whether or not restricted for use in operations), rents, royalties, dues and assessments from members and affiliates, and receipts from fundraising activities. Receipts from taxable business activities of firms exempt from Federal income tax (Unrelated Business Income) are also included in revenue.

Revenue does not include sales, admissions, or other taxes collected by the organization from customers or clients and paid directly to a local, State, or Federal tax agency; income from the sale of real estate, investments, or other assets (except inventory held for resale); gross receipts of departments, concessions, etc., that are operated by others; and amounts transferred to operating funds from capital or reserve funds.

Expenses. Expenses include payroll, employee benefits, interest, rent, payroll taxes, cost of supplies used for operation, depreciation expenses, fundraising expenses, contracted or purchased services, and other expenses charged to operations during 1992.

Expenses in this report exclude outlays for the purchase of real estate; construction and all other capital improvements; funds invested; assessments or dues paid to the parent or other chapters of the same organization; and, for fundraising organizations, funds transferred to charities and other organizations.

Annual payroll. Payroll includes all forms of compensation, such as salaries, wages, commissions, bonuses, vacation allowances, sick-leave pay, employee contributions to qualified pension plans, and the value of payments in kind (e.g., free meals and lodgings) paid during the year to all employees. Tips and gratuities received by employees from patrons and reported to employers are included. For corporations, payroll includes amounts paid to officers and executives; for unincorporated businesses, it does not include profit or other compensation of proprietors or partners. Payroll is reported before deductions for social security, income tax, insurance, union dues, etc. This definition of payroll is the same as that used by the Internal Revenue Service (IRS) on form 941.

First-quarter payroll. This item consists of payroll, as defined above, paid to persons employed at any time during the quarter January to March 1992.

Paid employees for pay period including March 12. Paid employees consist of the full- and part-time employees, including salaried officers and executives of corporations, who were on the payroll during the pay period including March 12. Included are employees on paid sick leave, paid holidays, and paid vacations; not included are proprietors and partners of unincorporated businesses. The definition of paid employees is the same as that used on IRS form 941.

Auxiliary establishments. Each company included in this census was asked to identify and separately report auxiliary locations whose primary functions were to manage, administer, service, or support the activities of the other establishments of the company. Data presented in this report do not include auxiliary establishments. Data for auxiliaries are presented in a subsequent report issued as part of the *1992 Enterprise Statistics* reports.

KIND-OF-BUSINESS CLASSIFICATIONS

Services, as defined in Division I of the 1987 Standard Industrial Classification (SIC) manual, includes establishments primarily engaged in rendering a wide variety of services to individuals, business and government establishments, and other organizations.

Establishments covered by the census were assigned kind-of-business classifications according to the industry classifications defined in the 1987 SIC manual. When a more detailed classification than defined in the SIC manual was needed, additional kinds of business were identified within an SIC industry.

The basis for a kind-of-business classification is described above in Method of Classifying Kinds of Business. Descriptions of those kinds of business for which data are provided in this report follow.

Hotels, Rooming Houses, Camps, and Other Lodging Places (SIC Major Group 70)

This group includes establishments engaged in providing lodging, or lodging and meals, and camping facilities. Hotels which provide accommodations for permanent residents (e.g., apartment hotels) and residential mobile home parks are classified in Real Estate, Major Group 65.

Hotels and motels (SIC 7011). Commercial establishments, known to the public as hotels, motor hotels, motels, or tourist courts, primarily engaged in providing lodging, or lodging and meals.

For large geographic areas, data are presented for the following subdivisions of this classification:

1. Hotels, 25 guestrooms or more.
2. Hotels, less than 25 guestrooms.
3. Motels, tourist courts.
4. Motor hotels.

The classification of individual establishments into hotels, motor hotels, and motels and tourist courts was based primarily on the respondents' self-designation.

Rooming and boarding houses (SIC 702). Establishments renting rooms, with or without board, on a fee basis. Homes for the elderly, for children, and for the handicapped that provide additional services, other than nursing care, are classified in Industry 8361, and homes that provide nursing and/or health-related care are classified in Industry Group 805. Rooming and boarding houses operated by membership organizations for their members only are classified in Industry 7041.

Sporting and recreational camps (SIC 7032). Sporting and recreational camps providing lodging and meals, or lodging only. Included are children's camps, fishing camps, hunting camps, and dude ranches. Day camps and sports instructional camps, such as baseball, basketball, or football camps, are classified in Industry 7999.

Recreational vehicle parks and campsites (SIC 7033). Establishments providing overnight or short-term sites for recreational vehicles, trailers, campers, or tents. Residential trailer and mobile home parks are classified in Real Estate, Major Group 65.

Organization hotels and lodging houses, on membership basis (SIC 704). Lodging houses and hotels operated by membership organizations for the benefit of their members and guests, and not open to the general public. Hotels operated by such organizations but open to the public are classified in Industry 7011. Residential homes for the elderly and others in need of residential, social, and personal care are classified in Industry 8361.

Personal Services (SIC Major Group 72)

This group includes establishments primarily engaged in providing services generally to individuals, such as barber and beauty shops, drycleaning plants, laundries, and photographic studios. For establishments classified in Industry Group 721, collecting and distributing units (branch outlets, pickup stations, terminals, or depots) owned and operated by a firm which does its own laundry work are not classified as separate establishments. Data for these units are merged with data for the plant where the work is done.

Power laundries, family and commercial (SIC 7211).

Establishments primarily engaged in operating mechanical laundries with steam or other power. Excluded are establishments which have power laundry equipment but which are primarily engaged in a specialty, such as industrial laundering, linen rental, or diaper service. These establishments are classified in other categories within Industry Group 721. Independently owned agencies for laundry plants are classified in Industry 7212. Laundries using small power equipment of household type are classified in Industry 7219.

Garment pressing, and agents for laundries and dry-cleaners (SIC 7212).

Establishments primarily engaged in providing laundry and drycleaning services but which have the laundry and/or drycleaning work done by others. Establishments in this industry may do their own pressing or finishing work. Independently owned collecting and distributing agencies serving drycleaning plants or power laundries are included in this classification.

Linen supply (SIC 7213).

Establishments primarily engaged in supplying, on a rental basis, such laundered items as uniforms, aprons, table covers, bed linens, and towels. Establishments included in this classification may or may not operate their own laundry facilities.

Coin-operated laundries and drycleaning (SIC 7215).

Establishments primarily engaged in the operation of coin-operated or similar self-service laundry and/or drycleaning equipment. Included are establishments known as laundromats, launderettes, self-service drycleaners, etc. Establishments which operate such machinery in apartment houses, dormitories, and similar locations are included. Establishments which rent such machinery (e.g., to apartment houses) are classified in Industry 7359.

For large geographic areas, data are presented for the following subdivisions of this classification:

1. Coin-operated laundries and drycleaning stores.
2. Coin-operated laundry routes.

Drycleaning plants, except rug cleaning (SIC 7216).

Establishments primarily engaged in drycleaning or dyeing apparel and household fabrics other than rugs. Establishments primarily engaged in cleaning rugs are classified in Industry 7217. Independently owned agencies for cleaning plants are classified in Industry 7212. Establishments known as "tailor shops" or "cleaners" are included in this classification only if they do their own cleaning. Establishments primarily engaged in dyeing fabrics for the trade are classified in Manufacturing, Major Group 22.

Carpet and upholstery cleaning (SIC 7217).

Establishments primarily engaged in cleaning carpets and upholstered furniture. Establishments primarily engaged in rug repair are classified in Industry 7699, those primarily

engaged in reupholstering and repairing furniture are classified in Industry 7641, and those primarily engaged in building cleaning are classified in Industry 7349.

Industrial launderers (SIC 7218).

Establishments primarily engaged in supplying laundered or drycleaned work uniforms, wiping towels, protective apparel (gloves, flame resistant clothing, etc.), dust control items (treated mats or rugs, mops, cloths, etc.), and similar items to industrial, commercial, and government users. These items may belong to the industrial launderers and be supplied to users on a rental basis, or they may belong to the customers. Establishments included in this industry may or may not operate their own laundry or drycleaning facilities.

Laundry and garment services, n.e.c. (SIC 7219).

Establishments primarily engaged in furnishing other laundry services, including repair, alteration, and storage of clothes for individuals; diaper service; and hand laundries. Custom tailors, dressmakers, and fur shops making fur apparel to custom order are classified in Retail Trade.

Photographic studios, portrait (SIC 722).

Establishments primarily engaged in still or video portrait photography for the general public. Included in this classification are school, home, and transient portrait photographers. Establishments primarily engaged in commercial photography are classified in Industry 7335; those primarily engaged in video tape production other than portrait are classified in Industry 7812; and those primarily engaged in film developing and/or print processing for the trade or for the general public are classified in Industry 7384.

Beauty shops (SIC 723).

Establishments primarily engaged in providing beauty services or both beauty and barber services. Beauty and cosmetology schools are also included. Beauty shop concessions (owned and operated by concessionaires) in hotels, department stores, etc., are classified in this industry and treated as separate establishments. However, beauty shops owned by and operated as part of other businesses (e.g., hotels, department stores) are considered part of the main establishment.

Barber shops (SIC 724).

Establishments primarily engaged in providing barber and men's hair styling services. Barber colleges are also included. Barber shop concessions (owned and operated by concessionaires) in hotels, department stores, etc., are classified in this industry and treated as separate establishments. However, barber shops owned by and operated as part of other businesses (e.g., hotels, department stores) are considered part of the main establishment.

Shoe repair shops and shoeshine parlors (SIC 725).

Establishments primarily engaged in repairing footwear or shining shoes. Also included are establishments engaged in cleaning and blocking hats. Shoe repair and shoeshine departments (owned and operated by concessionaires) in

hotels, department stores, etc., are classified in this industry and treated as separate establishments. However, shoe repair shops and shoeshine parlors owned and operated as part of other businesses (e.g., hotels, department stores) are considered part of the main establishment.

Funeral service and crematories (SIC 726). Establishments primarily engaged in preparing the dead for burial, conducting funerals, and cremating the dead. Receipts include sales of funeral merchandise, such as caskets and burial clothing, and other services provided directly by the establishments. Also included in the receipts are reimbursements for cash advances made to other establishments for funeral-related merchandise sales and services, such as flowers. Cemeteries, and crematories operated in conjunction with cemeteries, are classified in Real Estate, Industry 6553; crematories and burial services for pets are classified in Agriculture, Industry 0752.

Tax return preparation services (SIC 7291). Establishments primarily engaged in providing tax return preparation services without also providing accounting, auditing, or bookkeeping services. Establishments providing tax return preparation services which also provide accounting, auditing, or bookkeeping services are classified in Industry 8721. Tax return preparation services (owned and operated by concessionaires) in department stores, etc., are classified in this industry and treated as separate establishments. However, tax return preparation services owned and operated as part of other businesses are considered part of the main establishment.

Miscellaneous personal services, n.e.c. (SIC 7299). Establishments primarily engaged in providing personal services, not elsewhere classified, such as saunas; steam and Turkish baths; costume and formal wear rental; operation of coin-operated personal service machines, such as weighing machines, public lockers (except cold storage), pay toilets, etc.; checkroom concessions; dating service; diet or weight reducing workshops; and tanning salons. Establishments operating coin-operated amusement machines, such as pinball machines and juke boxes, are classified in Industry 7993. The operation of physical fitness facilities, including health fitness spas and reducing salons, is classified in Major Group 70 if lodging is also provided and in Industry 7991 if lodging is not provided.

For large geographic areas, data are presented for the following subdivisions of this classification:

1. Massage parlors, tanning salons, and saunas.
2. Diet and weight reducing services.
3. Formal wear rental.
4. Other personal services, n.e.c.

Business Services (SIC Major Group 73)

This group includes establishments primarily engaged in providing services, not elsewhere classified, to business establishments on a contract or fee basis.

Advertising agencies (SIC 7311). Establishments primarily engaged in preparing advertising (writing copy, artwork, graphics, and other creative work) and placing such advertising in periodicals, newspapers, radio, television, or other advertising media for clients on a contract or fee basis. Establishments which place advertising with media but perform no creative services (media buying services) are classified in Industry 7319. Establishments which write advertising copy but do not place the advertising with media are classified in Industry 8999. Establishments which provide commercial art, graphics, or other creative advertising services but do not place the advertising with media are classified in Industry Group 733. Establishments which solicit advertising for nonaffiliated radio, television, newspapers, or magazines are classified in Industry 7313.

Outdoor advertising services (SIC 7312). Establishments primarily engaged in the preparation of poster displays and painted and electric displays on billboards, panels, bulletins, and frames, principally outdoors. Such establishments may (as incidental services) construct, repair, and maintain display boards and may post advertisements. Sign painting shops are classified in Industry 7389. Shops which make neon signs to order are classified in Manufacturing. Establishments primarily engaged in erecting signs are classified in Construction.

Radio, television, and publishers' advertising representatives (SIC 7313). Establishments primarily engaged in soliciting advertising on a contract or fee basis for (nonaffiliated) newspapers, magazines, and other publications, or for radio and television stations. Advertising sales offices operated by the media are classified as auxiliaries.

For large geographic areas, data are presented for the following subdivisions of this classification:

1. Radio and television advertising representatives.
2. Publishers' advertising representatives.

Advertising, n.e.c. (SIC 7319). Establishments primarily engaged in furnishing advertising services, not elsewhere classified, such as handbill distribution, distribution of samples, and transit advertising. Establishments which provide commercial art, graphics, or other creative advertising services but do not place the advertising with the media, are classified in Industry Group 733. Establishments primarily engaged in direct mail advertising, compiling and selling mailing lists, and related services are classified in Industry 7331.

Adjustment and collection services (SIC 7322). Establishments primarily engaged in the collection or adjustment of claims other than insurance. Establishments providing insurance adjustment services are classified in Insurance, Major Group 64. Establishments providing debt counseling or adjustment services for individuals are classified in Industry 7299. Centralized charge services are classified in Finance, Major Group 61.

Credit reporting services (SIC 7323). Establishments primarily engaged in providing mercantile and consumer credit reporting services. Establishments primarily engaged in conducting personal investigations (background) and preparing reports for insurance companies and other business firms are classified in Industry 7389.

Direct mail advertising services (SIC 7331). Establishments primarily engaged in furnishing direct mail advertising services, such as creating, producing, and mailing direct mail advertising. This industry also includes establishments primarily engaged in compiling and selling mailing lists. Establishments primarily engaged in reproducing direct mail copy to order but also providing other direct mail advertising services are classified in Manufacturing if they print the copy, and in Industry 7334 if they duplicate the copy by photocopying or similar reproduction methods.

For large geographic areas, data are presented for the following subdivisions of this classification:

1. Mailing list compilers, brokers, and managers.
2. Direct mail advertising services, except mailing list services.

Photocopying and duplicating services (SIC 7334). Establishments primarily engaged in reproducing text, drawings, plans, maps, or other copy by blueprinting, photocopying, mimeographing, or other methods of duplication other than printing or microfilming. Printing, including "quick printing," is classified in Manufacturing, and microfilming is classified in Industry 7389.

For large geographic areas, data are presented for the following subdivisions of this classification:

1. Blueprinting and photocopying services.
2. Duplicating services, except printing and photocopying.

Commercial photography (SIC 7335). Establishments engaged in providing commercial photography services for advertising agencies, publishers, and other business and industrial users. Establishments engaged in still and video portrait photography are classified in Industry 7221, and those primarily engaged in mapmaking are classified in Industry 7389. Establishments primarily engaged in medical photography are classified in Industry 8099. Establishments primarily engaged in producing commercial video tape or films are classified in Industry 7812.

Commercial art and graphic design (SIC 7336). Establishments primarily engaged in providing commercial art or graphic design services for advertising agencies, publishers, and other business and industrial users. Producers of still and slide films are classified here. Establishments primarily engaged in art, except commercial and medical art, are classified in Industry 8999; those engaged in medical art are classified in Industry 8099; and those providing drafting services are classified in Industry 7389.

For large geographic areas, data are presented for the following subdivisions of this classification:

1. Commercial art.
2. Graphic arts and related design.

Secretarial and court reporting services (SIC 7338). Establishments primarily engaged in furnishing secretarial, typing, word processing, resume writing, and court reporting services.

Disinfecting and pest control services (SIC 7342). Establishments primarily engaged in providing disinfection and termite, insect, rodent, and other pest control generally in dwellings or other buildings. Establishments primarily engaged in pest control for lawns or agricultural production are classified in Agriculture.

Building cleaning and maintenance services, n.e.c. (SIC 7349). Establishments primarily engaged in furnishing building cleaning and maintenance services, not elsewhere classified, such as window cleaning, janitorial services, floor waxing, and office cleaning. General contractors and special trade contractors primarily engaged in building repair work, cleaning building exteriors by sand or steam blasting, or cleaning up after construction are classified in Construction.

Medical equipment rental and leasing (SIC 7352). Establishments primarily engaged in renting or leasing (except finance leasing) medical equipment. These establishments may also sell medical supplies, but establishments primarily engaged in selling medical supplies are classified in Wholesale or Retail Trade. Establishments primarily engaged in finance leasing are classified in Finance, Industry 6159.

Heavy construction equipment rental and leasing (SIC 7353). Establishments primarily engaged in renting or leasing (except finance leasing) heavy construction equipment, with or without operators. Establishments primarily engaged in finance leasing are classified in Finance, Industry 6159.

For large geographic areas, data are presented for the following subdivisions of this classification:

1. Rental and leasing of heavy construction equipment without operators.
2. Rental and leasing of heavy construction equipment with operators.

Equipment rental and leasing, n.e.c. (SIC 7359). Establishments primarily engaged in renting or leasing (except finance leasing) equipment, not elsewhere classified, such as tools, furniture, industrial equipment (except heavy construction), televisions, appliances, party supplies, etc. Establishments primarily engaged in finance leasing are classified in Finance, Industry 6159.

Establishments renting or leasing automobiles and trucks without drivers are classified in Industry Group 751; those renting with drivers, in Transportation. Establishments renting (or leasing) medical equipment are classified in Industry 7352; video tapes and cassettes, in Industry 7841; amusement and recreation items, such as bicycles, beach chairs, etc., in Industry 7999; personal items, such as formal wear, lockers (other than refrigerated), and pillows, in Industry 7299; commercial boats, in Water Transportation, Major Group 44. Direct leasing of machinery or equipment by the manufacturer is classified in Manufacturing or Wholesale Trade. Establishments primarily leasing computer time, including time-sharing services, are classified in Industry 7374; and those renting or leasing computers or data processing equipment, in Industry 7377.

For large geographic areas, data are presented for the following subdivisions of this classification:

1. Equipment rental, except rent-to-own.
2. Equipment leasing, except finance leasing.
3. Rent-to-own.

Employment agencies (SIC 7361). Establishments primarily engaged in providing placement and employment services for employers or those seeking employment. Modeling agencies and nurses' registries are included. Theatrical employment agencies are classified in Industry 7922; motion picture casting bureaus, in Industry 7819; and establishments engaged in furnishing help to other businesses, in Industry 7363.

Help supply services (SIC 7363). Establishments primarily engaged in supplying temporary or continuing help (except agricultural) to other businesses on a contract or fee basis. The help supplied is on the payroll of the supplying establishment but is under the direct or general supervision of the business to whom the help is furnished. Establishments primarily engaged in providing placement and employment services are classified in Industry 7361. Establishments which provide both management and staff to operate a business are classified according to the type of activity of the business. Establishments primarily engaged in furnishing personnel to perform a range of services in support of the operation of other establishments are classified in Industry 8744. Farm labor supply is classified in Agriculture, Industry 0761.

For large geographic areas, data are presented for the following subdivisions of this classification:

1. Temporary help supply.
2. Employee leasing.
3. Other help supply services.

Computer programming services (SIC 7371). Establishments primarily engaged in providing custom computer programming services on a contract or fee basis. These

establishments often perform a variety of additional services, such as computer software design and analysis, modification of existing software, and training in the use of custom software. Establishments primarily engaged in the development and marketing of prepackaged software are classified in Industry 7372. Computer processing services are classified in Industry 7374.

Prepackaged software (SIC 7372). Establishments primarily engaged in designing and developing prepackaged software, including operating, utility, and applications programs. These establishments may also prepare software documentation for the user, install software for the user, and train the user in the use of the software. Establishments primarily engaged in buying and selling prepackaged software are classified in Wholesale or Retail Trade. Custom computer software services, including computer code authors, are classified in Industry 7371.

Computer integrated systems (SIC 7373). Establishments primarily engaged in developing or modifying computer software and packaging or bundling the software with hardware (computers and peripheral equipment) to create an integrated system for specific application. These establishments are involved in all phases of systems development, from design through installation. Establishments primarily engaged in buying and selling computer software and/or hardware are classified in Wholesale or Retail Trade, and establishments primarily engaged in manufacturing computers and/or peripheral equipment are classified in Manufacturing.

Computer processing and data preparation and processing services (SIC 7374). Establishments primarily engaged in providing computer processing and data preparation services. Service may consist of complete processing and preparation of reports from data supplied by the customer, or it may be specialized, such as data entry or making data processing equipment available on an hourly or time-sharing basis.

Information retrieval services (SIC 7375). Establishments primarily engaged in providing on-line information retrieval services on a contract or fee basis. The information generally involves a range of subjects and is taken from other primary sources. Establishments which collect and originate the data are classified in the industry associated with that activity.

Computer facilities management services (SIC 7376). Establishments primarily engaged in providing on-site management and operation of computer and data processing facilities on a contract or fee basis. Establishments primarily engaged in providing computer and data processing at their own facilities are classified in Industry 7374.

Computer rental and leasing (SIC 7377). Establishments primarily engaged in renting or leasing (except finance) computers and related data processing equipment on the

customers' site, whether or not also providing maintenance or support services. Establishments primarily engaged in both manufacturing and leasing computers and related data processing equipment are classified in Division D, Manufacturing, and separate establishments owned by the manufacturer and primarily engaged in leasing are classified in Wholesale Trade. Establishments primarily engaged in finance leasing of computers and related data processing equipment are classified in Finance, Industry 6159, and those primarily engaged in leasing computer time are classified in Industry 7374.

Computer maintenance and repair (SIC 7378). Establishments primarily engaged in the maintenance and repair of computers and computer peripheral equipment.

Computer related services, n.e.c. (SIC 7379). Establishments primarily engaged in providing computer related services, not elsewhere classified, such as computer consulting, disk and diskette conversion, and tape recertification.

For large geographic areas, data are presented for the following subdivisions of this classification:

1. Computer consultants.
2. Miscellaneous computer services, n.e.c.

Detective, guard, and armored car services (SIC 7381). Establishments primarily engaged in providing detective, guard, and armored car services. Fingerprint service, polygraph service, and rental of dogs for protective service are included in this classification.

For large geographic areas, data are presented for the following subdivisions of this classification:

1. Detective agencies and guard services.
2. Armored car services.

Security systems services (SIC 7382). Establishments primarily engaged in monitoring and maintaining security systems devices, such as burglar and fire alarms. These establishments may also sell, lease, and/or install the security systems which they monitor and maintain. Establishments primarily engaged in the sales and installation, or installation only, of such devices are classified in Construction, Industry 1731.

News syndicates (SIC 7383). Establishments primarily engaged in providing news, pictures, features, and news reporting services to newspapers and periodicals. Separate establishments of newspaper and periodical publishers which are engaged in gathering news are classified as auxiliaries.

Photofinishing laboratories (SIC 7384). Establishments primarily engaged in developing film and photographic prints and enlargements. Data for retail outlets (kiosks),

which are owned and operated by photofinishing laboratories for the pickup and delivery of film, are merged with data for the laboratory which owns them and are not treated as separate establishments. Establishments primarily engaged in processing motion picture and video film for the motion picture and television industries are classified in Industry 7819.

For large geographic areas, data are presented for the following subdivisions of this classification:

1. Photofinishing laboratories, except "one-hour" (mini) labs.
2. "One-hour" (mini) photofinishing.

Business services, n.e.c. (SIC 7389). Establishments primarily engaged in furnishing business services, not elsewhere classified, such as auctioneers' establishments (service only), business brokers, drafting service, independent lecture bureaus, inspection service, printing brokers, notaries public, and shop window decoration or trimming, on a commission or fee basis.

For large geographic areas, data are presented for the following subdivisions of this classification:

1. Sign painting shops. Establishments primarily engaged in making signs to individual order or in doing office door and window lettering. Establishments primarily engaged in making signs other than on a custom basis and neon sign manufacturers are classified in Manufacturing.
2. Interior designing. Establishments primarily engaged in advising clients on the selection of furniture, draperies, rugs, and other interior decorations on a commission or fee basis. Establishments providing interior designing service but primarily engaged in the sale of merchandise, are not included. Painting and papering contractors who frequently call themselves "interior decorators" are classified in Construction.
3. Telephone answering services. Establishments primarily engaged in transmitting telephone messages to their clients. Paging services are classified in Communications.
4. Water softening and conditioning services. Establishments primarily engaged in softening water by chemical treatment or other methods.
5. Packaging and labeling services. Establishments primarily engaged in packaging and labeling products, on a contract or fee basis, in packages or other containers normally intended for retail distribution. Companies primarily engaged in packing, crating, and otherwise preparing goods for shipping are classified in Transportation.
6. Trading stamp services. Establishments primarily engaged in selling trading stamps or merchandise coupons to merchants. The redemption stores of trading stamp companies are classified as auxiliary to this industry.

7. Convention and trade show services. Establishments primarily engaged in providing a variety of services to conventions and trade shows on a contract or fee basis, including decoration services, registration services, promotion, and other administrative functions.
8. Private mail centers. Establishments primarily engaged in providing mailbox rental and other postal and mailing (except advertising) services. In addition, establishments may provide typing, photocopying, and FAX services, and may sell office supplies.
9. Miscellaneous business services, n.e.c. Establishments primarily engaged in furnishing business services, not elsewhere classified.

Automotive Repair, Services, and Parking (SIC Major Group 75)

This group includes establishments primarily engaged in furnishing automotive repair, rental, leasing, parking, and other services. Similar facilities owned and operated by concerns for their own use and not available to the general public are treated as auxiliary establishments of those concerns and are not included here. Automotive repair shops operated by establishments engaged in the sale of new automobiles are classified in Retail Trade, as are those operated by gasoline service stations (where sales of merchandise (including fuel) exceed repair receipts). Automobile driving instruction is classified in Industry 8299.

Truck rental and leasing, without drivers (SIC 7513).

Establishments primarily engaged in short-term rental or extended-term leasing (with or without maintenance) of trucks, truck tractors, or semitrailers without drivers. Establishments primarily engaged in renting or leasing, except finance leasing, of industrial trucks are classified in Industry 7359; those renting or leasing trucks with drivers are classified in Transportation, Industry Group 421; and those renting or leasing heavy construction and earth moving equipment are classified in Industry 7353. Establishments primarily engaged in finance leasing are classified in Finance, Major Group 61.

For large geographic areas, data are presented for the following subdivisions of this classification:

1. Truck rental, without drivers.
2. Truck leasing, except finance leasing.

Passenger car rental (SIC 7514). Establishments primarily engaged in short-term rental of passenger cars without drivers. Data for separate automotive rental offices or concessions (e.g., airport locations) in the same metropolitan area, for which a common fleet of cars is maintained, are merged and not considered as separate establishments. Establishments primarily engaged in renting automobiles with drivers are classified in Transportation, Industry 4119.

Passenger car leasing (SIC 7515). Establishments primarily engaged in extended-term leasing of passenger cars without drivers. These establishments may or may not provide maintenance of vehicles as part of the lease contract. Establishments primarily engaged in renting automobiles with drivers are classified in Transportation, Industry 4119. Establishments primarily engaged in finance leasing are classified in Finance, Major Group 61.

Utility trailer and recreational vehicle rental (SIC 7519).

Establishments primarily engaged in daily or extended-term rental of utility trailers and recreational vehicles. Establishments primarily engaged in renting motorcycles, bicycles, golf carts, gocarts, or recreational boats are classified in Industry 7999, and those engaged in renting airplanes are classified in Industry 7359. Establishments primarily engaged in the rental of mobile homes on site are classified in Real Estate, Industry 6515.

Automobile parking (SIC 7521).

Establishments primarily engaged in the temporary parking of automobiles usually on an hourly, daily, or monthly contract or fee basis. Excluded are municipal parking lots and lots operated by establishments or institutions primarily engaged in other activities (e.g., department stores, hospitals, restaurants). Valet parking is classified in Industry 7299. Establishments primarily engaged in extended or dead storage of automobiles are classified in Transportation, Industry 4226.

For large geographic areas, data are presented for the following subdivisions of this classification:

1. Parking lots.
2. Parking structures.

Top, body, and upholstery repair shops and paint shops (SIC 7532).

Establishments primarily engaged in the repair of automotive tops, bodies, and interiors, or automotive painting and refinishing. Also included in the industry are establishments primarily engaged in customizing automobiles, trucks, and vans, except on a factory basis. Those engaged in customizing automobiles, trucks, and vans on a factory basis are classified in Manufacturing, Industry Group 371.

For large geographic areas, data are presented for the following subdivisions of this classification:

1. Top and body repair shops.
2. Paint shops.

Automotive exhaust system repair shops (SIC 7533).

Establishments primarily engaged in the installation, repair, or sale and installation of automotive exhaust systems. The sale of mufflers, tailpipes, and catalytic converters is considered to be incidental to the installation of these products.

Tire retreading and repair shops (SIC 7534).

Establishments primarily engaged in repairing and retreading automotive tires. Establishments classified here may either retread customers' tires or retread tires for sale or exchange to the user or the trade.

Automotive glass replacement shops (SIC 7536). Establishments primarily engaged in the installation, repair, or sale and installation of automotive glass. The sale of the glass is considered incidental to the replacement.

Automotive transmission repair shops (SIC 7537). Establishments primarily engaged in the installation, repair, or sale and installation of automotive transmissions. The sale of transmissions and related parts is considered incidental to transmission installation or repair.

General automotive repair shops (SIC 7538). Establishments primarily engaged in general automotive repair, such as engine repair shops (except industrial truck engines), general repair and service garages, and diesel engine repair shops. Establishments primarily engaged in specialized repair of individual engine components, not elsewhere classified, are classified in Industry 7539. Establishments primarily engaged in repair of motorcycles are classified in Industry 7699.

For large geographic areas, data are presented for the following subdivisions of this classification:

1. General automotive repair shops, except diesel.
2. Diesel repair shops.

Automotive repair shops, n.e.c. (SIC 7539). Establishments primarily engaged in specialized automotive repair, not elsewhere classified, such as fuel service (carburetor repair), brake relining, front-end and wheel alignment, and radiator repair. Establishments primarily engaged in automotive welding are classified in Industry 7692.

For large geographic areas, data are presented for the following subdivisions of this classification:

1. Radiator repair.
2. Brake, front end, and wheel alignment.
3. Carburetor repair shops.
4. Automotive electrical repair shops.
5. Other automotive repair shops, n.e.c. Establishments primarily engaged in specialized automotive repairs, not elsewhere classified, such as frame repair, piston ring service and repair, speedometer repair, and heater and air-conditioning repair.

Carwashes (SIC 7542). Establishments primarily engaged in washing, waxing, and polishing motor vehicles or furnishing facilities for the self-service washing of motor vehicles.

Automotive services, except repair and carwashes (SIC 7549). Establishments primarily engaged in furnishing automotive services, except repair and carwashes, such as lubricating service, towing service, diagnostic service, undercoating service, and inspection service.

For large geographic areas, data are presented for the following subdivisions of this classification:

1. Lubrication shops.
2. Towing services.
3. Other automotive services, n.e.c.

Miscellaneous Repair Services (SIC Major Group 76)

This group includes establishments primarily engaged in miscellaneous repair services, not elsewhere classified. Repair departments of retail dealers or manufacturers are not included unless operated as separate establishments and reported as such. This group does not include some repair services of which the more important are: repair to structures (classified in Construction); garment and shoe repair (classified in Major Group 72); automotive repair services (classified in Major Group 75); electronic computer and computer peripheral equipment repair services (classified in Industry 7378); ship and boat repair (classified in Manufacturing); and railroad repair (classified in Manufacturing).

Radio and television repair shops (SIC 7622). Establishments primarily engaged in repairing radios, televisions, phonographs, stereo equipment, and tape recorders. Also included are establishments engaged in installing and repairing television, amateur, and citizens' band antennas, and those engaged in installing and servicing similar equipment in homes, offices, boats, automobiles, or other vehicles. Establishments primarily engaged in installation, repair, or maintenance of radio and television broadcast transmitting antennas and towers are classified in Construction. Repair departments of radio and television dealers are not included here unless operated and reported as separate establishments.

Refrigeration and air-conditioning service and repair shops (SIC 7623). Establishments primarily engaged in servicing and repairing household and commercial electrical refrigerators and air-conditioning and refrigeration equipment. Establishments primarily engaged in servicing and repairing gas refrigeration equipment are classified in Industry 7699, and those repairing automotive air-conditioning equipment are classified in Industry 7539. Establishments primarily engaged in installing refrigeration and air-conditioning systems are classified in Construction.

Electrical and electronic repair shops, n.e.c. (SIC 7629). Establishments primarily engaged in servicing and repairing electrical and electronic equipment, not elsewhere classified, such as electrical household appliances (washing machines, vacuum cleaners, irons, toasters, etc.) and electrical and electronic industrial equipment. Electrical contractors and electrical shops engaged primarily in house wiring are included in Construction, Industry 1731. The repair of electric motors is classified in Industry 7694. Repair of electronic computers and computer peripheral equipment is classified in Industry 7378.

Watch, clock, and jewelry repair (SIC 763). Establishments primarily engaged in the repair of watches, clocks, or jewelry. Establishments primarily engaged in assembling watches from purchased parts are classified in Manufacturing, Industry 3873.

Reupholstery and furniture repair (SIC 764). Establishments primarily engaged in furniture reupholstery and repair. Establishments primarily engaged in selling upholstery materials, making slipcovers and draperies to order, or in upholstering new frames to individual order are classified in Retail Trade, as are establishments making furniture and cabinets on a custom basis.

Welding repair (SIC 7692). Establishments primarily engaged in repair work by welding, including automotive welding. Welding in connection with the manufacture of a product is classified in Manufacturing. Welding contractors doing welding work at construction sites are classified in Construction, Industry 1799.

Armature rewinding shops (SIC 7694). Establishments primarily engaged in rewinding armatures and rebuilding or repairing electric motors. Establishments classified here may either repair customers' equipment or repair their own equipment for sale or exchange to users or to the trade. Establishments primarily engaged in the repair of electrical appliances are classified in Industry 7629.

Repair shops and related services, n.e.c. (SIC 7699). Establishments primarily engaged in specialized repair services, not elsewhere classified, such as farm machinery and equipment repair; lawnmower, saw, knife, and tool sharpening and repair; bicycle repair; lock and gun repair; musical instrument repair; and the repair of typewriters. Repair services which involve primarily electrical or electronic equipment or components are classified in Industry 7629; however, primarily mechanical repair of electrically powered equipment, such as electric sewing machine repair, is included here.

For large geographic areas, data are presented for the following subdivisions of this classification:

1. Farm machinery and equipment repair.
2. Lawnmower and other small gasoline engine repair. Establishments primarily engaged in saw, knife, and tool sharpening are also included here.
3. Sewer and septic tank cleaning services. Establishments primarily engaged in cleaning or repairing sewers and septic tanks. Establishments which install septic tanks are classified in Construction.
4. Other repair and related services, n.e.c. Establishments primarily engaged in specialized repair services, not elsewhere classified, such as aircraft flight instrument repair (except electrical), blacksmith shops, bicycle repair, boiler repair, photographic equipment repair,

dental instrument repair, furnace and chimney cleaning, gunsmith shops, key duplicating shops, motorcycle repair, musical instrument tuning and repair, taxidermists, typewriter repair, umbrella repair, and venetian blind repair.

Motion Pictures (SIC Major Group 78)

This group includes establishments producing and distributing motion pictures, exhibiting motion pictures in commercially operated theaters, and furnishing services to the motion picture industry. The term "motion pictures" includes similar productions for television or other media using film, tape, or other means.

Motion picture and video tape production (SIC 7812). Establishments primarily engaged in the production of theatrical and nontheatrical motion pictures and video tapes for exhibition or sale. Establishments engaged in both production and distribution of motion pictures are included here, as well as those engaged in the production of educational, industrial, and religious films. Establishments primarily engaged in motion picture and video tape reproduction are classified in Industry 7819.

For large geographic areas, data are presented for the following subdivisions of this classification:

1. Motion picture production, except for television.
2. Motion picture and tape production for television.

Services allied to motion picture production (SIC 7819). Establishments primarily engaged in performing auxiliary services to motion picture production, such as motion picture film processing, editing, and titling. Also included are casting bureaus, wardrobe and studio property rental, rental and repair of cameras and other motion picture equipment, stock footage film libraries, and television tape services (editing, transfers, etc.).

Motion picture and video tape distribution (SIC 7822). Establishments primarily engaged in the distribution (rental or sale) of theatrical and nontheatrical motion picture films or in the distribution of video tapes and disks, except to the general public. Establishments engaged in both distribution and production are classified in Industry 7812. Establishments primarily engaged in renting video tapes and disks to the general public are classified in Industry 7841, and those engaged in the sale of video tape and disks to individuals for personal or household use are classified in Retail Trade, Industry 5735.

For large geographic areas, data are presented for the following subdivisions of this classification:

1. Motion picture film exchanges.
2. Film and tape distribution for television.
3. Video tape wholesalers.

Services allied to motion picture distribution (SIC 7829). Establishments primarily engaged in performing auxiliary services to motion picture distribution, such as film delivery service, film purchasing and booking agencies, and film libraries.

Motion picture theaters, except drive-in (SIC 7832). Commercially operated theaters primarily engaged in the indoor exhibition of motion pictures.

Drive-in motion picture theaters (SIC 7833). Commercially operated theaters, commonly known as drive-in theaters, primarily engaged in the outdoor exhibition of motion pictures.

Video tape rental (SIC 7841). Establishments primarily engaged in renting recorded video tapes and disks to the general public for personal or household use. Establishments primarily engaged in renting video recorders and players are classified in Industry 7359. Establishments primarily engaged in selling recorded video tapes and disks to the general public are classified in Retail Trade, Industry 5735, and those engaged in the wholesale distribution of recorded video tapes and disks are classified in Industry 7822.

Amusement and Recreation Services, Except Motion Pictures (SIC Major Group 79)

This group includes establishments primarily engaged in providing amusement, recreation, or entertainment services, not elsewhere classified. Gambling businesses, where legal, are also included in this Major Group; however, combined gambling and lodging facilities with 25 guestrooms or more are classified in Industry 7011. Establishments primarily engaged in operating museums, art galleries, arboreta, and botanical and zoological gardens are classified in Major Group 84.

Dance studios, schools, and halls (SIC 791). Establishments primarily engaged in operating public dance halls or ballrooms, dance studios, and dance schools. Establishments primarily engaged in renting facilities used as dance halls or ballrooms are classified in Real Estate, Industry 6512.

Theatrical producers (except motion picture) and miscellaneous theatrical services (SIC 7922). Establishments primarily engaged in providing live theatrical presentations, such as road companies and summer theaters. This industry also includes services allied with theatrical presentations, such as casting agencies; booking agencies for plays, artists, and concerts; scenery, lighting, and other equipment services; and theatrical ticket agencies. Also included in this industry are producers of live and taped radio programs and commercials and producers of live television programs.

For large geographic areas, data are presented for the following subdivisions of this classification:

1. Producers of live theatrical productions. Stock or repertory companies, whether or not operating their own theaters, are included here. Establishments primarily engaged in producing shows for dinner theaters but not operating the food service are also included here. Dinner theaters operating food service are classified in Retail Trade, Industry 5812.
2. Producers of radio and television shows, except tape producers. Establishments primarily engaged in producing shows for live presentation on radio and television. Producers of motion picture and television tape are classified in Industry 7812 and producers of radio tape in the subgroup Other theatrical services.
3. Artists' and entertainers' managers or agents, concert bureaus, and booking agents.
4. Other theatrical services. Establishments engaged in theatrical services, not elsewhere classified, such as ticket agencies; theatrical, television, and radio employment agencies; theatrical equipment rental and design; and lighting. Radio show tape producers are included here.

Bands, orchestras, actors, and other entertainers and entertainment groups (SIC 7929). Establishments primarily engaged in providing entertainment other than live theatrical presentations. These establishments include bands, orchestras, and entertainers.

For large geographic areas, data are presented for the following subdivisions of this classification:

1. Dance groups and artists.
2. Symphony orchestras, opera companies, and chamber music organizations.
3. Other music groups and artists. Dance and stage bands, orchestras (except symphony or chamber), combos, quintets, soloists, and similar musical organizations, groups, and artists.
4. Other entertainers and entertainment groups. Entertainers other than dance bands, symphony orchestras, dance groups, or similar musical and dance organizations.

Bowling centers (SIC 7933). Establishments primarily engaged in providing facilities for bowling.

Professional sports clubs and promoters (SIC 7941). Operators and promoters of professional and semiprofessional athletic clubs, promoters of athletic events, and managers of individual professional athletes. Receipts from radio or television broadcasts, from sales of players, from concession operators, and from noncustomer sources are not included in the total receipts for the activities

classified here. Establishments primarily engaged in renting stadiums and athletic fields to sports promoters and clubs are classified in Real Estate, Industry Group 651.

For large geographic areas, data are presented for the following subdivisions of this classification:

1. Baseball clubs.
2. Football clubs.
3. Other professional sports clubs.
4. Managers and promoters.

Racing, including track operation (SIC 7948). Promoters and participants in racing activities, including racetrack operators, operators of racing stables, jockeys, racehorse trainers, and race car owners and operators. Establishments which own racetracks but do not engage in promotion of racing events, are classified in Real Estate, Industry Group 651. Stables and kennels primarily engaged in breeding or boarding horses and dogs are classified in Agriculture, Industry 0752.

For large geographic areas, data are presented for the following subdivisions of this classification:

1. Auto racetrack operation.
2. Horse racetrack operation.
3. Dog racetrack operation.
4. Racing stables and racing, n.e.c.

Physical fitness facilities (SIC 7991). Establishments primarily engaged in operating reducing and other health clubs, spas, and similar facilities featuring exercise and other active physical fitness conditioning, whether or not on a membership basis. Establishments providing aerobic dance and exercise classes are also included here. Sports and recreation clubs are classified in Industry 7997 if operated on a membership basis, and in Industry 7992 or 7999 if open to the general public. Health resorts and spas providing lodging are classified in Major Group 70. Establishments that promote physical fitness through diet control are classified in Industry 7299.

For large geographic areas, data are presented for the following subdivisions of this classification:

1. Physical fitness centers, except gymnasiums and athletic clubs.
2. Gymnasiums and athletic clubs.

Public golf courses (SIC 7992). Privately operated establishments primarily engaged in the operation of golf courses open to the general public on a fee basis. Municipally owned and operated golf courses are not included. Membership golf and country clubs are classified in Industry 7997. Miniature golf courses and golf driving ranges are classified in Industry 7999.

Coin-operated amusement devices (SIC 7993). Establishments primarily engaged in operating coin-operated amusement devices either in their own or in other places of business. Such amusement devices include juke boxes, pinball machines, mechanical games, video games, slot machines (where legal), and similar types of amusement equipment. The amusement devices may also be operated by bills. Amusement arcades and parlors are also included. Establishments primarily engaged in rental of such devices are classified in Industry 7359.

Amusement parks (SIC 7996). Establishments known as amusement parks, theme parks, kiddie parks, etc., which group together a number of attractions, such as mechanical rides, amusement devices, refreshment stands, and picnic grounds. Individual ride operators or concessionaires operating within the park are classified in Industry 7999, as are carnivals operating without a fixed exhibition site. Owners of the park grounds (who do not operate the amusement parks) are classified in Real Estate, Industry Group 651.

Membership sports and recreation clubs (SIC 7997). Sports and recreation clubs which maintain facilities for use only by members and their guests, such as country, golf, tennis, yacht, and swimming clubs. Such establishments are classified here regardless of the proportion of receipts derived from food or liquor sales. Membership organizations engaged in civic, social, or fraternal activities are classified in Industry 864. Physical fitness facilities are classified in Industry 7991.

Amusement and recreation services, n.e.c. (SIC 7999). Establishments primarily engaged in the operation of sports, amusement, and recreation services, not elsewhere classified, such as bathing beaches, swimming pools, and riding academies and schools. Membership sports and recreation clubs not open to the general public are classified in Industry 7997.

For large geographic areas, data are presented for the following subdivisions of this classification:

1. Concession operators of amusement devices and rides. Concession operators of mechanical rides or of amusement devices in amusement parks, carnivals, circuses, or fairs; or operators of independently operated rides or devices of this type.
2. Carnivals and circuses. Establishments operating a group of amusement, service, and/or retail units, generally known as carnivals, which do not have any fixed exhibition site; or companies engaged in the operation of circuses having acrobatic and animal shows and individual circus acts. Side shows are included here. Individual performers in circuses are classified in Other entertainers and entertainment groups, a subgroup of Industry 7929.
3. Fairs. Establishments primarily engaged in arranging and operating the exhibitions and related activities

usually associated with county, State, or similar fairs. Carnivals and side shows which are part of the fairs but which are independently owned and operated are included in the subgroup Carnivals and circuses. Other independently owned and operated amusement device and ride concessions are included in the subgroup Concession operators of amusement devices and rides.

4. Roller skating rinks.
5. Ice skating rinks.
6. Other amusement and recreation services, n.e.c. Establishments primarily engaged in the commercial operation of sports, amusement, and recreation services, not elsewhere classified. Included are establishments engaged in instruction of sports or recreational activities, such as baseball, bridge, golf, judo, karate, skiing, swimming, and tennis. Also included are establishments renting articles for amusement and recreation, such as beach chairs and accessories, bicycles, golf carts, small boats and canoes, and saddle horses.

Other establishments in this classification include commercially operated bathing beaches, gambling establishments (where legal), golf driving ranges, miniature golf courses, riding academies and stables, shooting galleries, slot-car tracks, ski lifts, day camps, and establishments engaged in the commercial operation of swimming pools open to the general public for a fee. Municipally operated golf courses and swimming pools are excluded from this census. Privately owned tourist attractions, such as natural wonders or manmade exhibits, are included here. Museums, art galleries, and botanical and zoological gardens are included in Major Group 84.

Health Services (SIC Major Group 80)

This group includes establishments primarily engaged in furnishing medical, surgical, and other health services to persons. Associations or groups, such as Health Maintenance Organizations (HMO's), primarily engaged in providing medical or other health services to members are included but those which only provide insurance covering hospitalization or medical costs are classified in Insurance, Major Group 63. Hospices providing medical services are also included in this Major Group and are classified according to the primary service provided. Health care facilities were primarily coded based on self-designation. Where multiple levels of care were indicated but were not apparently separate operations, the facility was generally classified based on the highest level of care provided. Veterinarians are classified in Agriculture, Industry Group 074.

Offices and clinics of doctors of medicine (SIC 801). Establishments of licensed practitioners having the degree of M.D. and engaged in the practice of general or specialized medicine and surgery. General medical clinics (staffed by licensed practitioners having M.D. degree) are also classified here.

Associations of physicians formed solely for sharing expenses (including payroll) are also included here. Receipts are not applicable for these associations since their operations are funded by reimbursements from member firms, and these funds are not considered operating receipts for medical services provided. However, their payroll and employment data are included in statistics presented for this category.

For large geographic areas, data are presented for the following subdivisions of this classification:

1. Offices of doctors of medicine. Includes offices as well as group clinics owned and operated by physicians for the purpose of carrying on their profession.
2. General medical clinics. Includes clinics not owned and operated by physicians associated for the purpose of carrying on their profession.

Offices and clinics of dentists (SIC 802). Establishments of licensed practitioners having the degree of D.D.S. (or D.D. Sc.) or D.M.D. and engaged in the practice of general or specialized dentistry, including dental surgery. Dental clinics are also classified here.

For large geographic areas, data are presented for the following subdivisions of this classification:

1. Offices of dentists. Includes offices as well as group clinics owned and operated by dentists associated for the purpose of carrying on their profession.
2. Dental clinics. Includes clinics not owned and operated by dentists associated for the purpose of carrying on their profession.

Offices and clinics of doctors of osteopathy (SIC 803). Establishments of licensed practitioners having the degree of D.O. and engaged in the practice of general or specialized osteopathic medicine and surgery.

For large geographic areas, data are presented for the following subdivisions of this classification:

1. Offices of osteopathic physicians.
2. Osteopathic clinics.

Offices and clinics of chiropractors (SIC 8041). Establishments of licensed practitioners having the degree of D.C. and engaged in the practice of chiropractic medicine.

Offices and clinics of optometrists (SIC 8042). Establishments of licensed practitioners having the degree of O.D. and engaged in the practice of optometry. Establishments where receipts are primarily from the sale of optical goods prescribed as a result of eye examinations performed at another establishment are classified in Retail Trade, Industry 5999.

Offices and clinics of podiatrists (SIC 8043). Establishments of licensed practitioners having the degree of D.P. and engaged in the practice of podiatry.

Offices and clinics of health practitioners, n.e.c. (SIC 8049). Establishments of health practitioners engaged in practice in health fields, not elsewhere classified, such as acupuncturists, midwives, nutritionists, physical and occupational therapists, and psychologists.

Skilled nursing care facilities (SIC 8051). Establishments primarily engaged in providing inpatient nursing and rehabilitative services to patients who require continuous health care but not hospital services. Care must be ordered by and under the direction of a physician. The staff must include a licensed nurse on duty continuously with a minimum of one full-time registered nurse on duty during each day shift. Included are establishments certified to deliver skilled nursing care under the Medicare and Medicaid programs.

Intermediate care facilities (SIC 8052). Establishments primarily engaged in providing inpatient nursing and rehabilitative services but not on a continuous basis. Staffing must include 24-hour per day personnel with a licensed nurse on duty full-time during each day shift. At least once a week, consultation with a registered nurse on the delivery of care is required. Included are facilities certified to deliver intermediate care under the Medicaid program.

Nursing and personal care facilities, n.e.c. (SIC 8059). Establishments primarily engaged in providing some nursing and/or health-related care to patients who do not require the degree of care and treatment that a skilled or intermediate care facility is designed to provide. Included are rest homes, convalescent homes, and other institutions where health care is a major element. Residential facilities, such as homes for the retarded and the elderly which provide personal care but where health care is incidental, are classified in Industry 8361.

General medical and surgical hospitals (SIC 8062). Establishments primarily engaged in providing general medical and surgical services and other hospital services. Specialty hospitals are classified in Industries 8063 and 8069.

Psychiatric hospitals (SIC 8063). Establishments primarily engaged in providing diagnostic medical services and inpatient treatment for the mentally ill. Establishments known as hospitals and primarily engaged in providing health care for the mentally retarded are classified in Industry 8051.

Specialty hospitals, except psychiatric (SIC 8069). Establishments primarily engaged in providing diagnostic services, treatment, and other hospital services for specialized categories of patients, except for the mentally ill.

Medical laboratories (SIC 8071). Establishments primarily engaged in providing professional analytic or diagnostic services to the medical profession or to the patient as

prescribed by a physician. Laboratories engaged in the manufacture of medical or pharmaceutical products are classified in Manufacturing. Laboratories engaged in commercial medical research are classified in Industry 8731, and those engaged in noncommercial medical research are classified in Industry 8733.

Dental laboratories (SIC 8072). Establishments primarily engaged in making dentures, artificial teeth, and orthodontic appliances to order for the dental profession. The manufacture of teeth other than to order is classified in Manufacturing. Establishments providing dental X-ray laboratory services are classified in Industry 8071.

Home health care services (SIC 8082). Establishments primarily engaged in providing skilled nursing or medical care in the home under supervision of a medical doctor. Establishments of registered or practical nurses engaged in the independent practice of their profession are classified in Industry 8049, and nurses' registries are classified in Industry 7361. Establishments primarily engaged in selling health care products for personal or household consumption are classified in Retail Trade, and those engaged in renting or leasing products for health care are classified in Industry 7352.

Kidney dialysis centers (SIC 8092). Establishments primarily engaged in providing kidney or renal dialysis services.

Specialty outpatient facilities, n.e.c. (SIC 8093). Establishments primarily engaged in outpatient care of a specialized nature, such as alcohol and drug treatment, birth control/family planning, etc., with permanent facilities and with medical staff to provide diagnosis, treatment, or both for patients who are ambulatory but do not require inpatient care.

Health and allied services, n.e.c. (SIC 8099). Establishments primarily engaged in providing health and allied services, n.e.c., such as blood banks, blood donor stations, childbirth preparation classes, medical photography and art, and oxygen tent services. Establishments of registered or practical nurses in independent practice are classified in Industry 8049. Ambulance services are classified in Transportation, Industry 4119.

Legal Services (SIC Major Group 81)

This group includes establishments which are headed by members of the bar and are engaged in offering legal advice or legal services. Nonprofit legal services (including legal aid societies) are classified here. Associations of lawyers formed solely for the sharing of expenses (including payroll) and not for the purpose of jointly practicing their profession are also included. Receipts are not applicable for these associations since their operations are funded by reimbursements from member firms, and these

funds are not considered operating receipts for legal services provided. However, their payroll and employment data are included in statistics presented for this category.

Selected Educational Services (SIC's 823, 824, 829)

This group includes libraries as well as establishments furnishing formal courses through correspondence, commercial, and trade schools. Elementary and secondary schools (Industry 8211); colleges, universities, and professional schools (Industry 8221); and junior colleges and technical institutes (Industry 8222) are out of scope of the census.

Libraries (SIC 823). Establishments primarily engaged in providing library services, including the circulation of books and other materials for reading, study, and reference.

Data processing schools (SIC 8243). Establishments primarily engaged in offering training in data processing (including data keying), computer programming, and in computer and peripheral equipment operation, maintenance, and repair.

Business and secretarial schools (SIC 8244). Establishments primarily engaged in offering courses in business machine operation, office procedures, and secretarial and stenographic skills.

Vocational schools, n.e.c. (SIC 8249). Establishments primarily engaged in offering specialized vocational courses, not elsewhere classified but not academic training. This industry includes apprentice training, aviation schools, commercial art schools, and practical nursing schools. Schools for the instruction of beauticians are classified in Industry 7231, and barber schools are classified in Industry 7241. Establishments primarily engaged in offering educational courses by mail are included here.

Schools and educational services, n.e.c. (SIC 829). Establishments primarily engaged in offering specialized educational courses and services, not elsewhere classified, such as music schools, drama schools, language schools, student exchange programs, and civil service and other short-term examination preparatory schools. Vocational counseling (excluding rehabilitation) is also included here. Educational testing is included in Industry 8748. Establishments primarily engaged in operating dance schools are classified in Industry 7911; those providing rehabilitation counseling are classified in Industry 8331; and those providing sports instruction in Industry 7999.

Social Services (SIC Major Group 83)

This group includes establishments providing social services and rehabilitation services to those persons with social or personal problems requiring special services and to the physically challenged and the disadvantaged. Also

included are organizations soliciting funds to be used directly for these and related services, as well as community development and planning agencies. Government offices involved with the delivery of such services are out of scope of the census.

Individual and family social services (SIC 832). Establishments primarily engaged in providing one or more of a variety of individual and family social, counseling, welfare, or referral services, including refugee, disaster, and temporary relief services.

Job training and vocational rehabilitation services (SIC 833). Establishments primarily engaged in providing training, work experience, and vocational rehabilitation services for the unemployed, the underemployed, the physically challenged, and to persons who have a job market disadvantage because of lack of education or experience, skill obsolescence, or personal characteristics or problems. Included are upgrading and job development services, skill training, world-of-work orientation, and vocational rehabilitation counseling. Union apprentice training schools are classified in Industry 8249.

Child day care services (SIC 835). Establishments primarily engaged in care of infants or children, or in providing prekindergarten education, where medical care or delinquency correction is not a major element. These establishments may or may not have substantial educational programs and may care for older children when they are not in school. Establishments providing babysitting services are classified in Industry 7299. Head start centers operating in conjunction with elementary schools are classified in Industry 8211.

Residential care (SIC 836). Establishments primarily engaged in the provision of residential social and personal care for children, the elderly, and special categories of persons with some limits on ability for self-care but where medical care is not a major element. Included here are group foster homes; halfway group homes; homes for the retarded, the elderly, the deaf, and the blind; juvenile correctional homes; rehabilitation (residential) centers; and children's boarding homes. Boarding schools providing elementary and secondary education are classified in Industry 8211.

Social services, n.e.c. (SIC 839). Establishments primarily engaged in providing social services, not elsewhere classified, including community improvement, social change, and neighborhood development. Also included are organizations primarily engaged in soliciting contributions on their own account and administering appropriations and allocating funds among other agencies engaged in social welfare services; establishments primarily engaged in the prevention of criminal or antisocial behavior; and regional social service planning agencies. Establishments which raise funds on a contract basis are classified in Industry 7389. Civic, social, fraternal, and political organizations are included

in Major Group 86. Industrial development consulting and planning is classified in Industry 8748. Philanthropic trusts and foundations which are not actually engaged in providing social welfare services are classified in Finance, Industry 6732.

Museums, Art Galleries, and Botanical and Zoological Gardens (SIC Major Group 84)

This major group includes commercial and noncommercial museums, art galleries, arboreta, and botanical and zoological gardens.

Museums and art galleries (SIC 8412). Establishments primarily engaged in the commercial or noncommercial operation of museums and art galleries. Historical, cultural, and educational societies whose functions are primarily providing attractions for the public are included here. Art galleries or art dealers primarily selling to the general public are classified in Retail Trade, Industry 5999.

Arboreta and botanical or zoological gardens (SIC 8422). Establishments primarily engaged in the commercial or noncommercial operation of arboreta and botanical and zoological gardens.

Selected Membership Organizations (SIC's 861, 862, 864, 869)

This group includes organizations operating on a membership basis for the promotion of the interests of their members. Also included are organizations which are not operated on a membership basis but which promote the interests of a constituency or group of supporters. This group does not include business establishments operated by membership organizations, such as hotels open to the general public, golf and country clubs, fraternity and sorority houses, and credit unions. Such establishments are classified according to their primary activity.

Establishments of religious organizations operated for worship or for promotion of religious activities, such as churches, convents, and religious schools and missions, are classified in Industry 8661 and are out of scope of the census. Also excluded are Labor unions and similar labor organizations (Industry 8631) and Political organizations (Industry 8651).

Business associations (SIC 861). Membership organizations engaged in promoting business interests of their members, such as better business bureaus, boards of trade, chambers of commerce, industrial standards committees, merchants' associations, real estate boards, and trade associations. Membership organizations formed to carry out a specific business function, such as common marketing of crops or joint advertising, are classified according to the function performed.

Professional membership organizations (SIC 862). Membership organizations of professional persons formed for the advancement of the interests of their profession, such as bar associations, engineering associations, and scientific membership organizations.

Civic, social, and fraternal associations (SIC 864). Membership organizations engaged in civic, social, or fraternal activities, such as alumni associations, citizens' associations, fraternities, scout organizations, singing societies, university clubs, veterans' organizations, youth associations, and consumer education and public advocacy groups (except organizations primarily engaged in research). Bars and restaurants owned and operated by organizations for use by members and guests only are also classified here. Hotels and lodging houses operated by organizations for use by members and their guests only, including fraternity and sorority houses, are classified in Industry 7041. Membership sports and recreation clubs are classified in Industry 7997. Homeowner, tenant, and condominium associations primarily engaged in managing real estate are classified in Real Estate, Industry 6531.

Membership organizations, n.e.c. (SIC 869). Membership organizations, not elsewhere classified, such as athletic regulatory associations, automobile owners' associations, farm bureaus, historical clubs, and humane societies.

Engineering, Accounting, Research, Management, and Related Services (SIC Major Group 87)

This group includes establishments primarily engaged in providing engineering, architectural, and surveying services; accounting, auditing, and bookkeeping services; research, development, and testing services; and management and public relations services.

Engineering services (SIC 8711). Establishments primarily engaged in providing professional engineering services. Establishments primarily providing and supervising their own engineering staff on temporary contract to other firms are included here. Establishments providing engineering but not supervisory, personnel are classified in Industry 7363. Photogrammetric engineering services are classified in Industry 8713.

Architectural services (SIC 8712). Establishments primarily engaged in providing professional architectural services. Landscape architectural services are classified in Agriculture, Industry 0781. Establishments primarily engaged in providing graphic arts and related design services are classified in Industry 7336, and those providing drafting services are classified in Industry 7389.

Surveying services (SIC 8713). Establishments primarily engaged in providing professional land, water, and aerial surveying services.

Accounting, auditing, and bookkeeping services (SIC 8721). Establishments primarily engaged in furnishing accounting, bookkeeping, and related auditing services. These establishments may use data processing and tabulating techniques as part of providing their services. However,

establishments primarily engaged in providing data processing and tabulating services are classified in Industry 7374. Establishments providing income tax return preparation services, without also furnishing accounting, auditing, or bookkeeping services, are classified in Industry 7291.

Commercial physical and biological research (SIC 8731).

Establishments primarily engaged in physical and biological research and development on a contract or fee basis. Noncommercial research establishments (funded by endowments, grants, or contributions) are classified in Industry 8733. Separate establishments of aircraft, guided missile, or spacecraft manufacturers primarily engaged in research and development on these products are classified in Manufacturing, Major Group 37.

For large geographic areas, data are presented for the following subdivisions of this classification:

1. Commercial physical research.
2. Commercial medical and biological research.

Commercial economic, sociological, and educational research (SIC 8732).

Establishments primarily engaged in performing business, marketing, opinion, and other economic, sociological, and educational research on a contract or fee basis. Noncommercial research establishments (funded by endowments, grants, or contributions) are classified in Industry 8733.

Noncommercial research organizations (SIC 8733). Establishments primarily engaged in performing research into and dissemination of information for public health, education, or general welfare. These establishments primarily operate on funds from endowments, contributions, and grants. Establishments which fund such research, although the actual research may be contracted out to other establishments, are also classified here.

Testing laboratories (SIC 8734). Establishments primarily engaged in providing testing services. Establishments performing clinical laboratory testing for the medical profession are classified in Industry 8071.

Management services (SIC 8741). Establishments primarily engaged in furnishing general or specialized management services on a day to day basis and on a contract or fee basis. Establishments classified here do not provide operating staff. Management and operation of a business, where operating staff as well as management is provided, is classified according to the activity of the establishment managed. Construction management services are classified here.

Management consulting services (SIC 8742). Establishments primarily engaged in furnishing operating counsel and assistance to managements of private, nonprofit, and public organizations. These establishments generally perform a variety of activities, such as strategic and organizational planning; financial planning and budgeting; marketing objectives and policies planning; information systems

planning, evaluation, and selection; human resources policies and practices planning; and production scheduling and control planning.

Public relations services (SIC 8743). Establishments primarily engaged in the preparation of materials, written or spoken, which are designed to promote the interests of their clients by attempting to influence the general public or other groups.

Facilities support management services (SIC 8744).

Establishments primarily engaged in furnishing personnel to perform a range of services in support of the operations of other establishments, or those engaged in providing a number of different continuing services, on a contract or fee basis, within other establishments. Establishments which provide management and staff to operate a business are classified according to the type of activity of the business. Establishments primarily providing one specialized service are classified in the specialized industry. Establishments primarily supplying temporary or continuing help (except agricultural) are classified in Industry 7363. Establishments which provide management services only (except agricultural) are classified in Industry 8741. Computer facilities management is classified in Industry 7376.

Business consulting services, n.e.c. (SIC 8748). Establishments primarily engaged in furnishing business consulting services, not elsewhere classified, on a contract or fee basis. Included are agricultural, economic, educational, and systems engineering consultants as well as city planners and testing services (educational or personnel).

Services, Not Elsewhere Classified (SIC Major Group 89)

Establishments primarily providing services, not elsewhere classified, such as artists (excluding commercial and medical artists), authors, scientific consultants (working on their own account), inventors, lecturers, music arrangers, newspaper columnists, radio commentators, song writers, weather forecasters, and writers.

There is evidence that among small employer establishments (for which kind-of-business information is obtained from administrative records), many service establishments are classified incorrectly in this industry because there is insufficient information to determine the correct kind-of-business classification. Therefore, the published data probably overstate the number of establishments and level of activity for this category.

For large geographic areas, data are presented for the following subdivisions of this classification:

1. Scientific and related consulting services, except environmental.
2. Environmental consulting.
3. Authors, composers, and other arts-related services.
4. Other services, n.e.c.

Appendix B. **Sample Report Form and Instructions**

The sample report form and instructions are shown on the following pages.



Appendix C.

Kind-of-Business Titles and Reporting-Form Numbers

[Listed below are service industries kind-of-business titles and their corresponding reporting-form numbers. Requests for copies of any of these forms, including the inquiries used to classify establishments by kind of business, should be directed to the Services Division, Bureau of the Census, Washington, DC 20233]

SIC code	Title	Reporting form CB-	SIC code	Title	Reporting form CB-
70	HOTELS, ROOMING HOUSES, CAMPS, AND OTHER LODGING PLACES		73	BUSINESS SERVICES—Con.	
7011 pt.	Hotels, 25 guestrooms or more	7001	7377	Computer rental and leasing	7307
7011 pt.	Hotels, less than 25 guestrooms	7001	7378	Computer maintenance and repair	7307
7011 pt.	Motels, tourist courts	7001	7379 pt.	Computer consultants	7307
7011 pt.	Motor hotels	7001	7379 pt.	Miscellaneous computer services, n.e.c.	7307
702	Rooming and boarding houses	7002	7381 pt.	Detective agencies and guard services	7308
7032	Sporting and recreational camps	7002	7381 pt.	Armored car services	7308
7033	Recreational vehicle parks and campsites	7002	7382	Security systems services	7308
704	Organization hotels and lodging houses, on membership basis.	7002	7383	News syndicates	7308
			7384 pt.	Photofinishing laboratories, except "one-hour" (mini) labs	7303
			7384 pt.	"One-hour" (mini) photofinishing	7303
72	PERSONAL SERVICES		7389 pt.	Sign painting shops	7308
7211	Power laundries, family and commercial	7201	7389 pt.	Interior designing	7308
7212	Garment pressing, and agents for laundries and drycleaners	7201	7389 pt.	Telephone answering services	7308
7213	Linen supply	7201	7389 pt.	Water softening and conditioning services	7308
7215 pt.	Coin-operated laundries and drycleaning stores	7201	7389 pt.	Packaging and labeling services	7308
7215 pt.	Coin-operated laundry routes	7201	7389 pt.	Trading stamp services	7308
7216	Drycleaning plants, except rug cleaning	7201	7389 pt.	Convention and trade show services	7308
7217	Carpet and upholstery cleaning	7201	7389 pt.	Private mail centers	7308
7218	Industrial launderers	7201	7389 pt.	Miscellaneous business services, n.e.c.	7308
7219	Laundry and garment services, n.e.c.	7201			
722	Photographic studios, portrait	7303	75	AUTOMOTIVE REPAIR, SERVICES, AND PARKING	
723	Beauty shops	7202	7513 pt.	Truck rental, without drivers	7501
724	Barber shops	7202	7513 pt.	Truck leasing, except finance leasing	7501
725	Shoe repair shops and shoeshine parlors	7202	7514	Passenger car rental	7501
726	Funeral service and crematories	7202	7515	Passenger car leasing	7501
7291	Tax return preparation services	7202	7519	Utility trailer and recreational vehicle rental	7501
7299 pt.	Massage parlors, tanning salons, and saunas	7202	7521 pt.	Parking lots	7502
7299 pt.	Diet and weight reducing services	7202	7521 pt.	Parking structures	7502
7299 pt.	Formal wear rental	7202	7532 pt.	Top and body repair shops	7503
7299 pt.	Other personal services, n.e.c.	7202	7532 pt.	Paint shops	7503
73	BUSINESS SERVICES		7533	Automotive exhaust system repair shops	7503
7311	Advertising agencies	7301	7534	Tire retreading and repair shops	7503
7312	Outdoor advertising services	7301	7536	Automotive glass replacement shops	7503
7313 pt.	Radio and television advertising representatives	7301	7537	Automotive transmission repair shops	7503
7313 pt.	Publishers' advertising representatives	7301	7538 pt.	General automotive repair shops, except diesel	7503
7319	Advertising, n.e.c.	7301	7538 pt.	Diesel repair shops	7503
7322	Adjustment and collection services	7302	7539 pt.	Radiator repair	7503
7323	Credit reporting services	7302	7539 pt.	Brake, front end, and wheel alignment	7503
7331 pt.	Mailing list compilers, brokers, and managers	7303	7539 pt.	Carburetor repair shops	7503
7331 pt.	Direct mail advertising services, except mailing list services	7303	7539 pt.	Automotive electrical repair shops	7503
7334 pt.	Blueprinting and photocopying services	7303	7539 pt.	Other automotive repair shops, n.e.c.	7503
7334 pt.	Duplicating services, except printing and photocopying	7303	7542	Carwashes	7503
7335	Commercial photography	7303	7549 pt.	Lubrication shops	7503
7336 pt.	Commercial art	7303	7549 pt.	Towing services	7503
7336 pt.	Graphic arts and related design	7303	7549 pt.	Other automotive services, n.e.c.	7503
7338	Secretarial and court reporting services	7303	76	MISCELLANEOUS REPAIR SERVICES	
7342	Disinfecting and pest control services	7304	7622	Radio and television repair shops	7600
7349	Building cleaning and maintenance services, n.e.c.	7304	7623	Refrigeration and air-conditioning service and repair shops	7600
7352	Medical equipment rental and leasing	7305	7629	Electrical and electronic repair shops, n.e.c.	7600
7353 pt.	Rental and leasing of heavy construction equipment without operators	7305	763	Watch, clock, and jewelry repair	7600
7353 pt.	Rental and leasing of heavy construction equipment with operators	7305	764	Reupholstery and furniture repair	7600
7359 pt.	Equipment rental, except rent-to-own	7305	7692	Welding repair	7600
7359 pt.	Equipment leasing, except finance leasing	7305	7694	Armature rewinding shops	7600
7359 pt.	Rent-to-own	7305	7699 pt.	Farm machinery and equipment repair	7600
7361	Employment agencies	7306	7699 pt.	Lawnmower and other small gasoline engine repair	7600
7363 pt.	Temporary help supply	7306	7699 pt.	Sewer and septic tank cleaning services	7600
7363 pt.	Employee leasing	7306	7699 pt.	Other repair and related services, n.e.c.	7600
7363 pt.	Other help supply services	7306	78	MOTION PICTURES	
7371	Computer programming services	7307	7812 pt.	Motion picture production, except for television	7801
7372	Prepackaged software	7307	7812 pt.	Motion picture and tape production for television	7801
7373	Computer integrated systems	7307	7819	Services allied to motion picture production	7801
7374	Computer processing and data preparation and processing services	7307	7822 pt.	Motion picture film exchanges	7801
7375	Information retrieval services	7307	7822 pt.	Film and tape distribution for television	7801
7376	Computer facilities management services	7307	7822 pt.	Video tape wholesalers	7801
			7829	Services allied to motion picture distribution	7801
			7832	Motion picture theaters, except drive-in	7802
			7833	Drive-in motion picture theaters	7802
			7841	Video tape rental	7803

SIC code	Title	Reporting form CB-	SIC code	Title	Reporting form CB-
79	AMUSEMENT AND RECREATION SERVICES, EXCEPT MOTION PICTURES AND MUSEUMS		81	LEGAL SERVICES	
791	Dance studios, schools, and halls	7903	81 pt.	Offices of lawyers	8100
7922 pt.	Producers of live theatrical productions	7901	81 pt.	Legal aid societies and similar legal services	8100
7922 pt.	Producers of radio and television shows, except tape producers	7901	823, 4,	SELECTED EDUCATIONAL SERVICES	
7922 pt.	Artists' and entertainers' managers or agents, concert bureaus, and booking agents	7901	9		
7922 pt.	Other theatrical services	7901	823	Libraries	8200
7929 pt.	Dance groups and artists	7901	8243	Data processing schools	8200
7929 pt.	Symphony orchestras, opera companies, and chamber music organizations	7901	8244	Business and secretarial schools	8200
7929 pt.	Other music groups and artists	7901	8249	Vocational schools, n.e.c.	8200
7929 pt.	Other entertainers and entertainment groups	7901	829	Schools and educational services, n.e.c.	8200
7933	Bowling centers	7902	83	SOCIAL SERVICES	
7941 pt.	Baseball clubs	7902			
7941 pt.	Football clubs	7902	832	Individual and family social services	8300
7941 pt.	Other professional sports clubs	7902	833	Job training and vocational rehabilitation services	8300
7941 pt.	Managers and promoters	7902	835	Child day care services	8300
7948 pt.	Auto racetrack operation	7902	836	Residential care	8300
7948 pt.	Horse racetrack operation	7902	839	Social services, n.e.c.	8300
7948 pt.	Dog racetrack operation	7902	84	MUSEUMS, ART GALLERIES, AND BOTANICAL AND ZOOLOGICAL GARDENS	
7948 pt.	Racing stables and racing, n.e.c.	7902			
7991 pt.	Physical fitness centers, except gymnasiums and athletic clubs	7903	8412	Museums and art galleries	8400
7991 pt.	Gymnasiums and athletic clubs	7903	8422	Arboreta and botanical or zoological gardens	8400
7992	Public golf courses	7903			
7993	Coin-operated amusement devices	7903	86	SELECTED MEMBERSHIP ORGANIZATIONS	
7996	Amusement parks	7902			
7997	Membership sports and recreation clubs	7903	861	Business associations	8600
7999 pt.	Concession operators of amusement devices and rides	7903	862	Professional membership organizations	8600
7999 pt.	Carnivals and circuses	7903	864	Civic, social, and fraternal associations	8600
7999 pt.	Fairs	7903	869	Membership organizations, n.e.c.	8600
7999 pt.	Roller skating rinks	7903	87	ENGINEERING, ACCOUNTING, RESEARCH, MANAGEMENT, AND RELATED SERVICES	
7999 pt.	Ice skating rinks	7903			
7999 pt.	Other amusement and recreation services, n.e.c.	7903	8711	Engineering services	8701
80	HEALTH SERVICES		8712	Architectural services	8701
801 pt.	Offices of doctors of medicine	8001	8713	Surveying services	8701
801 pt.	General medical clinics	8001	8721	Accounting, auditing, and bookkeeping services	8702
802 pt.	Offices of dentists	8002	8731 pt.	Commercial physical research	8703
802 pt.	Dental clinics	8002			
803 pt.	Offices of osteopathic physicians	8001	8731 pt.	Commercial medical and biological research	8703
803 pt.	Osteopathic clinics	8001	8732	Commercial economic, sociological, and educational research	8703
8041	Offices and clinics of chiropractors	8001	8733	Noncommercial research organizations	8703
8042	Offices and clinics of optometrists	8001	8734	Testing laboratories	8703
8043	Offices and clinics of podiatrists	8001	8741	Management services	8704
8049	Offices and clinics of health practitioners, n.e.c.	8001			
8051	Skilled nursing care facilities	8003	8742	Management consulting services	8704
8052	Intermediate care facilities	8003	8743	Public relations services	8704
8059	Nursing and personal care facilities, n.e.c.	8003	8744	Facilities support management services	8704
8062	General medical and surgical hospitals	8004	8748	Business consulting services, n.e.c.	8704
8063	Psychiatric hospitals	8004	89	SERVICES, N.E.C.	
8069	Specialty hospitals, except psychiatric	8004			
8071	Medical laboratories	8005	8999 pt.	Scientific and related consulting services, except environmental	8900
8072	Dental laboratories	8005	8999 pt.	Environmental consulting	8900
8082	Home health care services	8006	8999 pt.	Authors, composers, and other arts-related services	8900
8092	Kidney dialysis centers	8006	8999 pt.	Other services, n.e.c.	8900
8093	Specialty outpatient facilities, n.e.c.	8006			
8099	Health and allied services, n.e.c.	8006			

Appendix D. Metropolitan Areas

(Titles and definitions shown for MSA's, CMSA's, and PMSA's are those established by the Office of Management and Budget, as of June 30, 1993)

NORTH CAROLINA

Asheville, NC MSA

Buncombe County, NC
Madison County, NC

Charlotte-Gastonia-Rock Hill, NC-SC MSA

Cabarrus County, NC
Gaston County, NC
Lincoln County, NC
Mecklenburg County, NC
Rowan County, NC
Union County, NC
York County, SC

Fayetteville, NC MSA

Cumberland County, NC

Goldsboro, NC MSA

Wayne County, NC

Greensboro-Winston-Salem-High Point, NC MSA

Alamance County, NC
Davidson County, NC
Davie County, NC
Forsyth County, NC
Guilford County, NC
Randolph County, NC
Stokes County, NC
Yadkin County, NC

Greenville, NC MSA

Pitt County, NC

Hickory-Morganton, NC MSA

Alexander County, NC
Burke County, NC
Caldwell County, NC
Catawba County, NC

Jacksonville, NC MSA

Onslow County, NC

Norfolk-Virginia Beach-Newport News, VA-NC MSA

Currituck County, NC
Gloucester County, VA
Isle of Wight County, VA
James City County, VA
Mathews County, VA
York County, VA
Chesapeake city, VA
Hampton city, VA
Newport News city, VA
Norfolk city, VA
Poquoson city, VA
Portsmouth city, VA
Suffolk city, VA
Virginia Beach city, VA
Williamsburg city, VA

Raleigh-Durham-Chapel Hill, NC MSA

Chatham County, NC
Durham County, NC
Franklin County, NC
Johnston County, NC
Orange County, NC
Wake County, NC

Rocky Mount, NC MSA

Edgecombe County, NC
Nash County, NC

Wilmington, NC MSA

Brunswick County, NC
New Hanover County, NC

Appendix E.

Percent of Receipts/Revenue Based on Administrative Records and Estimation for the State: 1992

Table E-1. Firms Subject to Federal Income Tax

[Includes only establishments with payroll. For meaning of abbreviations and symbols, and for more information on reliability of data, see introductory text. For explanation of terms and comparability of 1987 and 1992 censuses, see appendix A]

SIC code	Kind of business or operation	Percent of receipts —		SIC code	Kind of business or operation	Percent of receipts —	
		From administrative records ¹	Estimated ²			From administrative records ¹	Estimated ²
	Total	19.5	8.1	73	Business services—Con.		
70 ex. 704	Hotels, rooming houses, camps, and other lodging places (except membership lodging)	7.1	13.1	736	Personnel supply services	10.2	12.8
				7361	Employment agencies	57.8	15.7
				7363	Help supply services	3.9	12.4
7011	Hotels and motels	6.1	13.3	7363 pt.	Temporary help supply	3.6	12.9
7011 pt.	Hotels	3.0	15.8	7363 pt.	Help supply, except temporary	6.0	8.7
7011 pt.	Hotels, 25 guestrooms or more	2.9	15.9				
7011 pt.	Hotels, less than 25 guestrooms	8.0	8.2	737	Computer programming, data processing, and other computer related services	3.6	3.3
7011 pt.	Motels, motor hotels, and tourist courts	15.1	5.9	7371, 2, 3	Computer programming, prepackaged software, and integrated systems	4.1	2.0
7011 pt.	Motels, tourist courts	18.0	5.6		Computer programming services	6.7	4.2
7011 pt.	Motor hotels	5.0	6.8	7372	Prepackaged software	3.3	1.1
702, 3	Other lodging places	29.9	8.9	7373	Computer integrated systems	2.1	.6
702	Rooming and boarding houses	15.5	20.8	7374, 5, 6	Data processing services	1.4	3.3
703	Camps and recreational vehicle parks	31.3	7.7	7374, 5	Computer processing, information retrieval	(D)	(D)
				7376	Computer facilities management services	(D)	(D)
72	Personal services	22.0	6.8	7377, 8, 9	Computer rental and leasing, maintenance, and related services, n.e.c.	4.6	7.5
721	Laundry, cleaning, and garment services	15.1	6.3	7377	Computer rental and leasing	3.3	5.7
7211	Power laundries, family and commercial*	20.8	9.6	7378	Computer maintenance and repair	2.3	8.2
7213	Linen supply*	4.7	2.0	7379	Computer related services, n.e.c.	6.2	7.1
7215	Coin-operated laundries and drycleaning	20.6	6.7				
7216	Drycleaning plants, except rug cleaning*	18.4	10.5	738	Miscellaneous business services	21.9	12.0
7217	Carpet and upholstery cleaning	36.8	10.9	7381, 2	Detective agencies and protective services	11.0	18.9
7218	Industrial launderers*	4.9	.6	7381	Detective, guard, and armored car services	10.2	19.0
7212, 9	Other laundry, cleaning, and garment services* ..	28.0	7.6	7382	Security systems services	13.5	18.8
7212	Garment pressing, and agents for laundries and drycleaners	18.0	9.1	7383	News syndicates	—	6.4
7219	Laundry and garment services, n.e.c.*	32.8	6.8	7384	Photofinishing laboratories*	12.2	2.2
				7389 pt.	Business services, n.e.c.	27.8	10.7
722	Photographic studios, portrait	15.1	3.3	7389 pt.	Sign painting shops	45.2	7.3
723, 4	Beauty and barber shops	35.2	5.1	7389 pt.	Interior designing	41.3	7.9
723	Beauty shops	35.9	5.1	7389 pt.	Telephone answering services	33.3	4.3
724	Barber shops	27.7	4.7	7389 pt.	Other business services	25.8	11.2
725	Shoe repair shops and shoeshine parlors	40.1	2.2	75	Automotive repair, services, and parking	25.4	8.7
726	Funeral service and crematories	26.4	10.1	751	Automotive rental and leasing, without drivers	3.6	12.9
729	Miscellaneous personal services	28.8	10.6	7513	Truck rental and leasing, without drivers	1.1	10.7
7291	Tax return preparation services	22.0	6.9	7514, 5	Passenger car rental and leasing	5.2	15.6
7299	Miscellaneous personal services, n.e.c.	33.1	12.9	7514	Passenger car rental	6.5	10.5
				7515	Passenger car leasing	—	35.0
73	Business services	12.8	10.3	7519	Utility trailer and recreational vehicle rental	45.9	2.7
731	Advertising	10.7	7.8				
7311	Advertising agencies	8.4	7.8	752	Automobile parking	13.4	11.3
7312	Outdoor advertising services	15.2	7.0				
7313	Radio, television, publishers' advertising representatives	11.9	5.2	753	Automotive repair shops	38.3	6.3
7319	Advertising, n.e.c.	19.2	10.8	7532	Top, body, and upholstery repair shops and paint shops	43.1	6.1
				7532 pt.	Top and body repair shops	43.6	6.4
732	Consumer credit reporting agencies, mercantile reporting agencies, and adjustment and collection agencies	4.7	3.3	7532 pt.	Paint shops	35.9	2.1
7322	Adjustment and collection services	13.1	8.7	7538	General automotive repair shops	40.5	5.8
7323	Credit reporting services2	.4	7538 pt.	General automotive repair shops, except diesel	42.8	5.7
733	Mailing, reproduction, commercial art and photography, and stenographic services	18.6	36.6	7538 pt.	Diesel repair shops	30.9	6.4
7331	Direct mail advertising services	4.4	69.4	7533, 4, 6, 7, 9	Other automotive repair shops	30.7	7.2
7334	Photocopying and duplicating services	46.1	14.9	7533	Automotive exhaust system repair shops	30.7	5.3
7335, 6	Commercial photography, art, and graphics	25.8	9.3	7534	Tire retreading and repair shops	33.0	9.6
7335	Commercial photography	18.6	8.7	7536	Automotive glass replacement shops	32.7	13.1
7336	Commercial art and graphic design	30.8	9.7	7537	Automotive transmission repair shops	33.2	4.6
7338	Secretarial and court reporting services	39.2	13.4	7539	Automotive repair shops, n.e.c.	26.8	4.8
				7539 pt.	Radiator repair	27.9	12.1
734	Services to dwellings and other buildings	30.7	12.6	7539 pt.	Brake, front end, and wheel alignment	37.6	2.8
7342	Disinfecting and pest control services	23.3	8.2	7539 pt.	Automotive electrical and fuel system services	15.6	.6
7349	Building cleaning and maintenance services, n.e.c.	33.4	14.1	7539 pt.	Other automotive repair shops, n.e.c.	19.7	8.3
735	Miscellaneous equipment rental and leasing	13.7	10.7	754	Automotive services, except repair	29.6	7.2
7352	Medical equipment rental and leasing	7.8	7.5	7542	Carwashes	36.8	11.0
7353	Heavy construction equipment rental and leasing ..	14.3	9.3	7549	Automotive services, except repair and carwashes	23.0	3.5
7359	Equipment rental and leasing, n.e.c.	15.3	12.0				

See footnotes at end of table.

Table E-1. Firms Subject to Federal Income Tax – Con.

[Includes only establishments with payroll. For meaning of abbreviations and symbols, and for more information on reliability of data, see introductory text. For explanation of terms and comparability of 1987 and 1992 censuses, see appendix A]

SIC code	Kind of business or operation	Percent of receipts –		SIC code	Kind of business or operation	Percent of receipts –	
		From administrative records ¹	Estimated ²			From administrative records ¹	Estimated ²
76	Miscellaneous repair services -----	31.5	5.2	80	Health services -----	19.5	5.1
762	Electrical repair shops -----	25.3	5.3	801	Offices and clinics of doctors of medicine -----	24.3	4.7
7622	Radio and television repair shops -----	35.5	7.3	8011 pt.	Offices of doctors of medicine -----	26.1	4.7
7623, 9	Other electrical and electronic repair shops -----	22.7	4.8	8011 pt.	General medical clinics -----	3.0	4.7
7623	Refrigeration and air-conditioning service and repair shops -----	24.4	1.3	802	Offices and clinics of dentists -----	36.2	2.1
7629	Electrical and electronic repair shops, n.e.c. ---	21.8	6.5	803	Offices and clinics of doctors of osteopathy -----	33.5	.8
763	Watch, clock, and jewelry repair -----	46.9	5.4	804	Offices and clinics of other health practitioners ----	31.7	6.4
764	Reupholstery and furniture repair -----	42.1	9.3	8041	Offices and clinics of chiropractors -----	37.4	9.0
				8042	Offices and clinics of optometrists -----	30.3	3.1
769	Miscellaneous repair and related services -----	34.0	4.9	8043	Offices and clinics of podiatrists -----	31.2	12.3
7692	Welding repair -----	56.0	7.0	8049	Offices and clinics of health practitioners, n.e.c. --	29.1	6.6
7694	Armature rewinding shops -----	40.6	1.8	805	Nursing and personal care facilities -----	2.1	10.4
7699	Repair shops and related services, n.e.c. -----	29.9	5.1	8051	Skilled nursing care facilities -----	1.4	9.5
				8052	Intermediate care facilities -----	1.1	9.7
				8059	Nursing and personal care facilities, n.e.c. -----	13.8	25.3
				806	Hospitals -----	2.1	1.7
				8062	General medical and surgical hospitals -----	3.1	.5
				8063, 9	Specialty hospitals -----	—	4.2
78, 79, 84	Amusement and recreation services, including motion pictures and museums -----	17.0	10.2	807, 8, 9	Other health services -----	9.7	5.2
781, 2	Motion picture production, distribution, and services --	1.6	7.2	807	Medical and dental laboratories -----	7.7	.6
783	Motion picture theaters -----	3.8	2.6	8071	Medical laboratories -----	3.8	.2
7832	Motion picture theaters, except drive-in -----	3.8	2.6	8072	Dental laboratories -----	42.3	3.7
7833	Drive-in motion picture theaters -----	15.0	8.0	808	Home health care services -----	6.9	10.7
				809	Miscellaneous health and allied services, n.e.c. ---	15.4	8.4
				8092	Kidney dialysis centers -----	9.4	.7
				8093	Specialty outpatient facilities, n.e.c. -----	20.9	8.5
				8099	Health and allied services, n.e.c. -----	15.5	19.4
				81	Legal services -----	39.6	7.1
784	Video tape rental -----	21.1	9.6	823, 4, 9	Selected educational services -----	32.1	17.6
				823	Libraries -----	(D)	(D)
792	Theatrical producers (except motion picture), bands, orchestras, and entertainers -----	6.1	1.5	824	Vocational schools -----	14.9	26.0
7922	Theatrical producers (except motion picture) and miscellaneous theatrical services -----	3.8	.8	829	Schools and educational services, n.e.c. -----	(D)	(D)
7929	Bands, orchestras, actors, and other entertainers and entertainment groups -----	26.9	8.5	83	Social services -----	33.5	12.4
				835	Child day care services -----	32.2	10.9
				832, 3, 6, 9	Other social services -----	34.5	13.6
793	Bowling centers -----	19.0	7.5	87 ex. 8733	Engineering, accounting, research, management, and related services (except noncommercial research organizations) -----	19.7	8.7
79 ex. 792, 3; 84	Commercial sports and other amusement and recreation services, including museums -----	21.9	12.9	871	Engineering, architectural, and surveying services --	17.3	4.8
794	Commercial sports -----	9.5	12.5	8711	Engineering services -----	13.9	5.0
7941	Professional sports clubs, managers, promoters -----	6.4	6.4	8712	Architectural services -----	26.1	3.0
7948	Racing, including track operation -----	10.2	13.9	8713	Surveying services -----	37.4	6.6
79 ex. 792, 3, 4; 84	Other amusement and recreation services, including museums -----	26.3	13.0	872	Accounting, auditing, and bookkeeping services ----	29.3	7.5
791	Dance studios, schools, and halls -----	24.1	8.7	873 ex. 8733	Research, development, and testing services (except noncommercial research organizations) ---	8.3	12.5
7991	Physical fitness facilities -----	21.2	24.6	8731	Commercial physical and biological research -----	4.8	15.7
7992	Public golf courses -----	30.1	7.3	8732	Commercial economic, sociological, and educational research -----	20.3	9.9
7993	Coin-operated amusement devices -----	19.2	11.6	8734	Testing laboratories -----	4.8	11.2
7996	Amusement parks -----	2.0	1.0	874	Management and public relations services -----	20.1	15.3
7997	Membership sports and recreation clubs -----	28.5	19.2	8741	Management services -----	12.2	17.7
7999, 84	Amusement and recreation services, including museums, n.e.c. -----	31.6	9.9	8742	Management consulting services -----	28.5	12.0
7999 pt.	Concession operators of amusement devices and rides -----	(D)	(D)	8743	Public relations services -----	16.9	13.6
7999 pt.	Carnivals, circuses, and fairs -----	(D)	(D)	8744	Facilities support management services -----	4.2	12.1
7999 pt., 84	Other recreation and amusements, including museums -----	32.3	9.9	8748	Business consulting services, n.e.c. -----	34.4	19.8
				89	Services, n.e.c. -----	12.5	6.9

¹Includes receipts information obtained from administrative records of other Federal agencies.

²Includes receipts information which was imputed based on historic company ratios or administrative records or on industry averages.

Table E-2. Firms Exempt From Federal Income Tax

[Includes only establishments with payroll. For meaning of abbreviations and symbols, and for more information on reliability of data, see introductory text. For explanation of terms and comparability of 1987 and 1992 censuses, see appendix A]

SIC code	Kind of business or operation	Percent of revenue —		SIC code	Kind of business or operation	Percent of revenue —	
		From administrative records ¹	Estimated ²			From administrative records ¹	Estimated ²
	Total	6.6	3.8	823, 4, 9	Selected educational services	6.9	5.6
7032, 704	Camps and membership lodging	20.7	14.5	83	Social services	23.8	16.2
792, 7991 pt., 7997, 7999 pt., 84	Selected amusement, recreation, and related services	19.0	2.9	835	Child day care services	12.0	32.8
8011 pt.; 8021 pt.; 805, 6, 8, 9	Selected health services	2.7	1.7	832, 3, 6, 9	Other social services	24.9	14.7
8011 pt., 8021 pt., 805	Clinics of doctors of medicine and dentists6	4.0	832	Individual and family social services	24.1	18.1
806	Nursing and personal care facilities	1.2	.3	833	Job training and vocational rehabilitation services	19.3	19.0
8062	Hospitals	2.7	1.6	836	Residential care	21.9	13.8
8063, 9	General medical and surgical hospitals	2.9	1.5	839	Social services, n.e.c.	31.4	9.5
808, 9	Specialty hospitals	—	3.1	861, 2, 4, 9	Selected membership organizations	27.2	11.0
8111 pt.	Other health services	6.2	2.7	861	Business associations	41.8	8.9
	Legal aid societies and similar legal services	1.3	2.0	864	Civic, social, and fraternal associations	23.1	14.8
				862, 9	Other membership organizations	22.9	8.1
				873, 4 ex.	Research, testing, and consulting services, except facilities support management services	2.2	4.3
				8744			
				873	Research, development, and testing services	1.4	3.8
				874 ex.	Management and public relations services, except facilities support management services	57.2	36.6
				8744			

¹Includes revenue information obtained from administrative records of other Federal agencies.

²Includes revenue information which was imputed based on historic company ratios or administrative records or on industry averages.

Appendix F. Geographic Notes

NORTH CAROLINA

Archdale is in Guilford and Randolph Counties.

Chapel Hill is in Durham and Orange Counties.

Davidson is in Iredell and Mecklenburg Counties.

Durham is in Durham and Orange Counties.

Elizabeth City is in Camden and Pasquotank Counties.

Elkin is in Surry and Wilkes Counties.

Fletcher was incorporated in June 1989.

Gibsonville is in Alamance and Guilford Counties.

Hickory is in Burke and Catawba Counties.

High Point is in Davidson, Forsyth, Guilford, and Randolph Counties; it annexed into Forsyth County in February 1989.

Kannapolis is in Cabarrus and Rowan Counties.

Kernersville is in Forsyth and Guilford Counties; it annexed into Guilford County in June 1989.

King is in Forsyth and Stokes Counties; it annexed into Forsyth County in June 1987.

Kings Mountain is in Cleveland and Gaston Counties.

Lewisville was incorporated in August 1991.

Long View is in Burke and Catawba Counties.

Maxton is in Robeson and Scotland Counties.

Mebane is in Alamance and Orange Counties.

Mount Olive is in Duplin and Wayne Counties.

Rocky Mount is in Edgecombe and Nash Counties.

Sawmills was incorporated in July 1988.

Wallace is in Duplin and Pender Counties.

Weddington is in Mecklenburg and Union Counties; it annexed into Mecklenburg County in December 1985, but this change was not submitted to the Bureau of the Census until April 1989.

Appendix G.

Establishments in Business Any Time During Year and Establishments in Business at End of Year for the State: 1992 and 1987

Table G-1. Firms Subject to Federal Income Tax

[Includes only establishments with payroll. For meaning of abbreviations and symbols, see introductory text. For explanation of terms and comparability of 1987 and 1992 censuses, see appendix A]

SIC code	Kind of business or operation	Establishments in business —			
		Any time during year		At end of year	
		1992	1987	1992	1987
	Total	42 243	36 016	39 096	33 517
70 ex. 704	Hotels, rooming houses, camps, and other lodging places (except membership lodging)	1 438	1 307	1 332	1 238
	Hotels and motels	1 262	1 132	1 167	1 078
7011	Hotels	598	362	560	345
7011 pt.	Hotels, 25 guestrooms or more	482	277	453	266
7011 pt.	Hotels, less than 25 guestrooms	116	85	107	79
7011 pt.	Motels, motor hotels, and tourist courts	664	770	607	733
7011 pt.	Motels, tourist courts	595	693	545	661
7011 pt.	Motor hotels	69	77	62	72
702, 3	Other lodging places	176	175	165	160
702	Rooming and boarding houses	29	33	27	31
703	Camps and recreational vehicle parks	147	142	138	129
72	Personal services	4 897	4 602	4 476	4 255
721	Laundry, cleaning, and garment services	1 560	1 420	1 419	1 305
7211	Power laundries, family and commercial*	50	44	41	43
7213	Linen supply*	26	24	25	24
7215	Coin-operated laundries and drycleaning	387	382	347	348
7216	Drycleaning plants, except rug cleaning*	677	644	636	588
7217	Carpet and upholstery cleaning	204	155	178	143
7218	Industrial laundrers*	43	32	42	32
7212, 9	Other laundry, cleaning, and garment services*	173	139	150	127
722	Photographic studios, portrait	327	232	306	220
723, 4	Beauty and barber shops	1 743	1 802	1 605	1 663
723	Beauty shops	1 587	1 592	1 455	1 468
724	Barber shops	156	210	150	195
725	Shoe repair shops and shoeshine parlors	84	95	74	88
726	Funeral service and crematories	458	453	434	435
729	Miscellaneous personal services	725	600	638	544
7291	Tax return preparation services	265	228	234	197
7299	Miscellaneous personal services, n.e.c.	460	372	404	347
73	Business services	7 100	5 376	6 478	4 959
731	Advertising	422	372	391	349
7311	Advertising agencies	300	263	274	247
7312	Outdoor advertising services	45	39	44	35
7313	Radio, television, publishers' advertising representatives	36	36	33	35
7319	Advertising, n.e.c.	41	34	40	32
732	Consumer credit reporting agencies, mercantile reporting agencies, and adjustment and collection agencies	132	120	126	109
7322	Adjustment and collection services	96	71	93	66
7323	Credit reporting services	36	49	33	43
733	Mailing, reproduction, commercial art and photography, and stenographic services	590	450	548	413
7331	Direct mail advertising services	66	67	60	63
7334	Photocopying and duplicating services	57	42	53	38
7335, 6	Commercial photography, art, and graphics	334	250	312	231
7335	Commercial photography	100	78	93	76
7336	Commercial art and graphic design	234	172	219	155
7338	Secretarial and court reporting services	133	91	123	81
734	Services to dwellings and other buildings	1 783	1 440	1 619	1 311
7342	Disinfecting and pest control services	328	299	314	284
7349	Building cleaning and maintenance services, n.e.c.	1 455	1 141	1 305	1 027
735	Miscellaneous equipment rental and leasing	572	505	534	467
7352	Medical equipment rental and leasing	80	46	77	45
7353	Heavy construction equipment rental and leasing	64	64	61	56
7359	Equipment rental and leasing, n.e.c.	428	395	396	366
736	Personnel supply services	817	585	745	534
7361	Employment agencies	295	255	268	223
7363	Help supply services	522	330	477	311

See footnotes at end of table.

Table G-1. Firms Subject to Federal Income Tax – Con.

[Includes only establishments with payroll. For meaning of abbreviations and symbols, see introductory text. For explanation of terms and comparability of 1987 and 1992 censuses, see appendix A]

SIC code	Kind of business or operation	Establishments in business –			
		Any time during year		At end of year	
		1992	1987	1992	1987
73	Business services – Con.				
737	Computer programming, data processing, and other computer related services -----	1 102	664	1 006	629
7371, 2, 3	Computer programming, prepackaged software, and integrated systems -----	694	384	641	368
7371	Computer programming services -----	456	259	419	249
7372	Prepackaged software -----	128	47	120	44
7373	Computer integrated systems -----	110	78	102	75
7374, 5, 6	Data processing services -----	144	135	129	128
7374, 5	Computer processing, information retrieval -----	135	121	122	115
7376	Computer facilities management services -----	9	14	7	13
7377, 8, 9	Computer rental and leasing, maintenance, and related services, n.e.c. -----	264	145	236	133
7377	Computer rental and leasing -----	13	19	13	17
7378	Computer maintenance and repair -----	105	61	93	55
7379	Computer related services, n.e.c. -----	146	65	130	61
738	Miscellaneous business services -----	1 682	1 240	1 509	1 147
7381, 2	Detective agencies and protective services -----	305	244	272	226
7381	Detective, guard, and armored car services -----	238	193	211	180
7382	Security systems services -----	67	51	61	46
7383	News syndicates -----	11	11	10	11
7384	Photofinishing laboratories* -----	199	142	187	125
7389	Business services, n.e.c. -----	1 167	843	1 040	785
7389 pt.	Sign painting shops -----	72	66	70	61
7389 pt.	Interior designing -----	190	119	169	110
7389 pt.	Telephone answering services -----	52	65	49	59
7389 pt.	Other business services -----	853	593	752	555
75	Automotive repair, services, and parking -----	4 302	3 777	3 952	3 496
751	Automotive rental and leasing, without drivers -----	291	282	278	267
7513	Truck rental and leasing, without drivers -----	134	124	128	118
7514, 5	Passenger car rental and leasing -----	137	131	130	123
7519	Utility trailer and recreational vehicle rental -----	20	27	20	26
752	Automobile parking -----	92	114	90	107
753	Automotive repair shops -----	3 390	3 043	3 108	2 816
7532	Top, body, and upholstery repair shops and paint shops -----	824	766	744	720
7532 pt.	Top and body repair shops -----	756	706	681	662
7532 pt.	Paint shops -----	68	60	63	58
7538	General automotive repair shops -----	1 792	1 535	1 641	1 407
7538 pt.	General automotive repair shops, except diesel -----	1 582	1 390	1 448	1 273
7538 pt.	Diesel repair shops -----	210	145	193	134
7533, 4, 6, 7, 9	Other automotive repair shops -----	774	742	723	689
7533	Automotive exhaust system repair shops -----	122	101	115	94
7534	Tire retreading and repair shops -----	96	144	89	135
7536	Automotive glass replacement shops -----	122	86	110	78
7537	Automotive transmission repair shops -----	139	133	131	121
7539	Automotive repair shops, n.e.c. -----	295	278	278	261
7539 pt.	Radiator repair -----	74	87	68	83
7539 pt.	Brake, front end, and wheel alignment -----	101	106	95	98
7539 pt.	Automotive electrical and fuel system services -----	95	63	92	61
7539 pt.	Other automotive repair shops, n.e.c. -----	25	22	23	19
754	Automotive services, except repair -----	529	338	476	306
7542	Carwashes -----	320	244	289	221
7549	Automotive services, except repair and carwashes -----	209	94	187	85
76	Miscellaneous repair services -----	2 079	1 859	1 912	1 727
762	Electrical repair shops -----	586	487	541	458
7622	Radio and television repair shops -----	180	194	165	184
7623, 9	Other electrical and electronic repair shops -----	406	293	376	274
7623	Refrigeration and air-conditioning service and repair shops -----	107	96	106	93
7629	Electrical and electronic repair shops, n.e.c. -----	299	197	270	181
763	Watch, clock, and jewelry repair -----	37	28	32	26
764	Reupholstery and furniture repair -----	272	274	244	251
769	Miscellaneous repair and related services -----	1 184	1 070	1 095	992
7692	Welding repair -----	200	219	183	205
7694	Armature rewinding shops -----	89	103	83	101
7699	Repair shops and related services, n.e.c. -----	895	748	829	686
78, 79, 84	Amusement and recreation services, including motion pictures and museums -----	2 921	2 242	2 675	2 057
781, 2	Motion picture production, distribution, and services -----	130	87	124	77
783	Motion picture theaters -----	184	187	173	172
7832	Motion picture theaters, except drive-in -----	178	164	167	149
7833	Drive-in motion picture theaters -----	6	23	6	23
784	Video tape rental -----	666	410	603	386
792	Theatrical producers (except motion picture), bands, orchestras, and entertainers -----	101	74	87	61
7922	Theatrical producers (except motion picture) and miscellaneous theatrical services -----	48	28	42	24
7929	Bands, orchestras, actors, and other entertainers and entertainment groups -----	53	46	45	37
793	Bowling centers -----	86	96	80	92

See footnotes at end of table.

G-2 APPENDIX G

SERVICE INDUSTRIES—GEOGRAPHIC AREA SERIES

Table G-1. Firms Subject to Federal Income Tax – Con.

[Includes only establishments with payroll. For meaning of abbreviations and symbols, see introductory text. For explanation of terms and comparability of 1987 and 1992 censuses, see appendix A]

SIC code	Kind of business or operation	Establishments in business –			
		Any time during year		At end of year	
		1992	1987	1992	1987
78, 79, 84	Amusement and recreation services, including motion pictures and museums—Con.				
79 ex. 792, 3, 84	Commercial sports and other amusement and recreation services, including museums	1 754	1 388	1 608	1 269
794	Commercial sports	146	85	129	80
7941	Professional sports clubs, managers, promoters	32	19	27	18
7948	Racing, including track operation	114	66	102	62
79 ex. 792, 3, 4; 84	Other amusement and recreation services, including museums	1 608	1 303	1 479	1 189
791	Dance studios, schools, and halls	158	130	148	117
7991	Physical fitness facilities	214	230	194	197
7992	Public golf courses	140	109	131	101
7993	Coin-operated amusement devices	138	109	126	102
7996	Amusement parks	28	25	23	23
7997	Membership sports and recreation clubs	272	250	254	237
7999, 84	Amusement and recreation services, including museums, n.e.c.	658	450	603	412
80	Health services	8 874	7 784	8 457	7 403
801	Offices and clinics of doctors of medicine	3 826	3 656	3 649	3 447
8011 pt.	Offices of doctors of medicine	3 723	3 573	3 557	3 377
8011 pt.	General medical clinics	103	83	92	70
802	Offices and clinics of dentists	2 162	2 034	2 090	1 971
803	Offices and clinics of doctors of osteopathy	19	10	19	10
804	Offices and clinics of other health practitioners	1 574	1 098	1 486	1 040
8041	Offices and clinics of chiropractors	439	341	420	330
8042	Offices and clinics of optometrists	498	425	475	404
8043	Offices and clinics of podiatrists	140	114	130	106
8049	Offices and clinics of health practitioners, n.e.c.	497	218	461	200
805	Nursing and personal care facilities	458	313	433	299
8051	Skilled nursing care facilities	284	190	269	188
8052	Intermediate care facilities	83	49	79	44
8059	Nursing and personal care facilities, n.e.c.	91	74	85	67
806	Hospitals	27	29	26	28
807, 8, 9	Other health services	808	644	754	608
807	Medical and dental laboratories	337	362	320	340
8071	Medical laboratories	103	115	100	109
8072	Dental laboratories	234	247	220	231
808	Home health care services	205	91	188	87
809	Miscellaneous health and allied services, n.e.c.	266	191	246	181
8092	Kidney dialysis centers	47	21	46	21
8093	Specialty outpatient facilities, n.e.c.	134	104	123	102
8099	Health and allied services, n.e.c.	85	66	77	58
81	Legal services	2 839	2 474	2 638	2 298
823, 4, 9	Selected educational services	257	173	226	153
823	Libraries	2	3	2	3
824	Vocational schools	71	50	63	48
829	Schools and educational services, n.e.c.	184	120	161	102
83	Social services	2 139	1 695	1 945	1 537
835	Child day care services	1 401	1 129	1 269	1 025
832, 3, 6, 9	Other social services	738	566	676	512
87 ex. 8733	Engineering, accounting, research, management, and related services (except noncommercial research organizations)	5 107	4 243	4 742	3 978
871	Engineering, architectural, and surveying services	1 707	1 464	1 602	1 393
8711	Engineering services	821	623	765	593
8712	Architectural services	405	408	383	386
8713	Surveying services	481	433	454	414
872	Accounting, auditing, and bookkeeping services	1 909	1 606	1 757	1 498
873 ex. 8733	Research, development, and testing services (except noncommercial research organizations)	253	196	245	184
8731	Commercial physical and biological research	73	58	69	56
8732	Commercial economic, sociological, and educational research	87	82	86	76
8734	Testing laboratories	93	56	90	52
874	Management and public relations services	1 238	977	1 138	903
8741	Management services	350	297	317	277
8742	Management consulting services	604	455	558	419
8743	Public relations services	84	75	76	69
8744	Facilities support management services	23	11	22	11
8748	Business consulting services, n.e.c.	177	139	165	127
89	Services, n.e.c.	290	484	263	416

Table G-2. Firms Exempt From Federal Income Tax

[Includes only establishments with payroll. For meaning of abbreviations and symbols, see introductory text. For explanation of terms and comparability of 1987 and 1992 censuses, see appendix A]

SIC code	Kind of business or operation	Establishments in business —			
		Any time during year		At end of year	
		1992	1987	1992	1987
	Total	4 784	3 884	4 577	3 745
7032, 704	Camps and membership lodging	71	77	65	70
792, 7991 pt., 7997, 7999 pt., 84	Selected amusement, recreation, and related services	468	401	450	383
792	Theatrical producers (except motion picture), bands, orchestras, and entertainers	75	49	73	48
7991 pt., 7997	Gymnasiums, athletic clubs, and membership sports and recreation clubs	311	278	297	263
7999 pt. 84	Fairs	9	9	9	9
	Museums, art galleries, and botanical and zoological gardens	73	65	71	63
8011 pt.; 8021 pt.; 805, 6, 8, 9	Selected health services	481	369	465	364
8011 pt., 8021 pt.	Clinics of doctors of medicine and dentists	79	62	72	61
805	Nursing and personal care facilities	108	74	105	74
806	Hospitals	147	142	145	141
808, 9	Other health services	147	91	143	88
808	Home health care services	56	27	55	27
809	Miscellaneous health and allied services, n.e.c.	91	64	88	61
8111 pt.	Legal aid societies and similar legal services	31	28	31	28
823, 4, 9	Selected educational services	88	54	86	52
83	Social services	1 926	1 506	1 833	1 461
835	Child day care services	467	394	434	375
832, 3, 6, 9	Other social services	1 459	1 112	1 399	1 086
861, 2, 4, 9	Selected membership organizations	1 608	1 380	1 540	1 321
861	Business associations	392	307	377	298
864	Civic, social, and fraternal associations	800	698	757	659
862, 9	Other membership organizations	416	375	406	364
873, 4 ex. 8744	Research, testing, and consulting services, except facilities support management services	111	69	107	66
873	Research, development, and testing services	89	63	87	61
8731	Commercial physical and biological research	7	4	7	4
8732	Commercial economic, sociological, and educational research	9	6	7	6
8733	Noncommercial research organizations	67	45	67	43
8734	Testing laboratories	6	8	6	8
874 ex. 8744	Management and public relations services, except facilities support management services	22	6	20	5

Publication Program

1992 CENSUS OF SERVICE INDUSTRIES

Publications of the 1992 Census of Service Industries containing data on service industries establishments in the United States are described below. Publication order forms for specific reports may be obtained from any Department of Commerce district office or from Data User Services Division, Customer Services, Bureau of the Census, Washington, DC 20233-8300. The first results were issued in press releases. Final detailed statistics are issued in separate paperbound reports and compact disc-read only memory (CD-ROM).

Final Reports

Geographic area series—52 reports (SC92-A-1 to -52)

A separate paperbound report containing data for establishments with payroll is published for each State, the District of Columbia, and the United States. For establishments of firms subject to Federal income tax, each State report presents general statistics on number of establishments, receipts, payroll, and employment, by varied service classifications, for the State, metropolitan areas (MA's), counties, and places with 350 service establishments or more, by kind of business. Greater kind-of-business detail is shown for larger areas. In addition, for places with 2,500 inhabitants or more and for all counties, statistics are provided on number of establishments and receipts for 10 major kind-of-business groups. For establishments of firms exempt from Federal income tax, each State report presents statistics on number of establishments, revenue, payroll, and employment by varied service classifications, for the State and MA's. Greater kind-of-business detail is shown for larger areas.

The United States Summary report presents data for the United States as a whole for establishments with payroll of firms subject to Federal income tax, as well as those exempt from Federal income tax, for detailed kind-of-business classifications. Statistics on number of establishments and receipts/revenue are also shown for States and MA's by kind of business.

For each State, the District of Columbia, and the United States, 1992 data are provided on receipts/revenue and employees per establishment and on receipts/revenue and payroll per employee. Comparative statistics showing percent changes in receipts/expenses and payroll between 1987 and 1992 also are shown.

Nonemployer statistics series—1 report (SC92-N-1)

This report includes data by kind of business for all establishments, establishments with payroll, and establishments without payroll for the United States and States. Also presented are statistics for establishments without payroll including number of establishments and receipts/revenue by varied service classifications for MA's.

Similar data for counties and places with 2,500 inhabitants or more are available on electronic media only.

Subject series—5 reports (SC92-S-1 to -5)

The *Establishment and Firm Size* report (SC92-S-1) presents data for establishments with payroll, based on size of establishment, size of company or firm, and legal form of organization. Establishment statistics are presented by receipts/revenue size and by employment size; statistics for firms, by receipts/revenue size (including concentration by largest firms), by employment size, and by number of establishments operated (single units and multiunits). Statistics are presented by kind of business on the number of establishments, receipts/revenue, payroll, and employment for the United States.

The *Capital Expenditures, Depreciable Assets, and Operating Expenses* report (SC92-S-2) presents data for firms with payroll for the United States by major kind of business. Operating expenses include annual payroll, supplemental labor costs, purchased services, etc. Receipts data also are provided.

Three other reports (*Hotels, Motels, and Other Lodging Places* (SC92-S-3), *Sources of Receipts or Revenue* (SC92-S-4), and *Miscellaneous Subjects* (SC92-S-5)) present data for the United States as a whole and, where feasible, for States and MA's.

Electronic Media

All data included in the printed reports are available on CD-ROM. The CD-ROM's provide the same information found in the final reports as well as additional information not published in the final reports, such as ZIP Code statistics available from series SC92-Z, and nonemployer data for counties and places from series SC92-N. Electronic media products are available for users who wish to summarize, rearrange, or process large amounts of data. These products, with corresponding technical documentation, are sold by Data User Services Division, Customer Services, Bureau of the Census, Washington, DC 20233-8300.

OTHER ECONOMIC CENSUS REPORTS

Data on retail trade, wholesale trade, financial, insurance, real estate, construction industries, manufactures, mineral industries, transportation, communications, utilities, enterprise statistics, minority-owned business enterprises, and women-owned businesses also are available from the 1992 Economic Census. A separate series of reports covers the census of outlying areas—Puerto Rico, Virgin Islands of the United States, Guam, and the Northern Marianas. Separate announcements describing these reports are available free of charge from Data User Services Division, Customer Services, Bureau of the Census, Washington, DC 20233-8300.