


1992

Census of Service Industries

SC92-A-32

GEOGRAPHIC AREA SERIES

New Mexico



1992 Census of Service Industries

SC92-A-32

GEOGRAPHIC AREA SERIES

New Mexico

+



+



U.S. Department of Commerce
Ronald H. Brown, Secretary
David J. Barram, Deputy Secretary

Economics and Statistics Administration
Everett M. Ehrlich, Under Secretary
for Economic Affairs

BUREAU OF THE CENSUS
Harry A. Scarr, Acting Director

Acknowledgments

Many persons participated in the various activities of the 1992 Census of Service Industries. The overall planning and review of the census operations were performed by the Economic Census Staff of the Economic Planning and Coordination Division.

This report was prepared in the Services Division. **Bobby E. Russell**, Assistant Chief for Census Programs, was responsible for the overall planning, management, and coordination of the census of service industries. Planning and implementation were under the direction of **Jack B. Moody**, Chief, Service Census Branch, with primary staff assistance by **Jack R. Drago**, **Barbara S. Tinari**, **Kirk K. Degler**, **Joseph R. Fuller**, **Susan G. Baker**, **Deborah M. Stempowski**, **Brian D. Gregory**, **Theresa L. Steele**, **Chris E. Blackburn**, **Gary R. Rice**, **M. Craig Schadt**, **Arthur B. Stewart**, **Sandra K. Byrd**, and **Evelyn D. Butler**.

Systems and procedures for mailout, receipt, correspondence, data input, industry classification, other clerical processing, administrative record processing, quality control, and the associated electronic computer programs, were developed in the Economic Planning and Coordination Division.

Mailout preparation and receipt operations, clerical and analytical review activities, data keying, and geocoding review were performed by the staff of the Data Preparation Division, **Judith N. Petty**, Acting Chief.

Geographic coding procedures and associated computer programs were developed by the staff of the Geography Division.

The computer processing systems were developed and coordinated in the Economic Statistical Methods and Programming Division, **Charles P. Pautler, Jr.**, Chief. **H. Ray Dennis**, Assistant Chief for Business Programs, was responsible for design and implementation of the computer systems. The computer programs were prepared under the supervision of **William C. Wester**, Chief, Business Census Branch, and **Steven G. McCraith**, Chief, Utilities and Financial Census Branch, assisted by **Jeffrey S. Rosen**, **Barbara L. Lambert**, **Jacqueline R. Sellers**, and **Tsung C. Chu**. Additional programming assistance was provided by **Robert S. Jewett**.

Computer processing was performed in the Computer Services Division, **Marvin D. Raines**, Chief.

The staff of the Administrative and Publications Services Division, **Walter C. Odom**, Chief, performed planning, design, composition, editorial review, and printing planning and procurement for publications and report forms. **Margaret A. Smith** provided publication coordination and editing.

Special acknowledgment is also due the many businesses whose cooperation has contributed to the publication of these data.

If you have any questions concerning the statistics in this report, call 301-763-7039.



**Economics and Statistics
Administration**

Everett M. Ehrlich, Under Secretary
for Economic Affairs



BUREAU OF THE CENSUS

Harry A. Scarr, Acting Director

Paula J. Schneider, Principal Associate
Director for Programs

Charles A. Waite, Associate Director for
Economic Programs

Thomas L. Mesenbourg, Assistant Director for
Economic Programs

ECONOMIC PLANNING AND COORDINATION DIVISION

Thomas L. Mesenbourg, Acting Chief

SERVICES DIVISION

Thomas L. Mesenbourg, Acting Chief

Introduction to the Economic Census

PURPOSES AND USES OF THE ECONOMIC CENSUS

The economic census is the major source of facts about the structure and functioning of the Nation's economy. It provides essential information for government, business, industry, and the general public.

The economic census furnishes an important part of the framework for such composite measures as the gross domestic product, input/output measures, production and price indexes, and other statistical series that measure short-term changes in economic conditions.

Policymaking agencies of the Federal Government use the data, especially in monitoring economic activity and providing assistance to business.

State and local governments use the data to assess business activities and tax bases within their jurisdictions and to develop programs to attract business.

Trade associations study trends in their own and competing industries and keep their members informed of market changes.

Individual businesses use the data to locate potential markets and to analyze their own production and sales performance relative to industry or area averages.

AUTHORITY AND SCOPE

Title 13 of the United States Code (sections 131, 191, and 224) directs the Census Bureau to take the economic census every 5 years, covering years ending in 2 and 7. The 1992 Economic Census consists of the following eight censuses:

- Census of Retail Trade
- Census of Wholesale Trade
- Census of Service Industries
- Census of Financial, Insurance, and Real Estate Industries
- Census of Transportation, Communications, and Utilities
- Census of Manufactures
- Census of Mineral Industries
- Census of Construction Industries

Special programs also cover enterprise statistics and minority-owned and women-owned businesses. (The 1992 Census of Agriculture and 1992 Census of Governments are conducted separately.) The next economic census is scheduled to be taken in 1998 covering the year 1997.

AVAILABILITY OF THE DATA

The results of the economic census are available in printed reports for sale by the U.S. Government Printing Office and on compact discs for sale by the Census Bureau. Order forms for all types of products are available on request from Customer Services, Bureau of the Census, Washington, DC 20233-8300. A more complete description of publications being issued from this census is on the inside back cover of this document.

Census facts are also widely disseminated by trade associations, business journals, and newspapers. Volumes containing census statistics are available in most major public and college libraries. Finally, State data centers in every State as well as business and industry data centers in many States also supply economic census statistics.

WHAT'S NEW IN 1992

The 1992 Economic Census covers more of the economy than any previous census. New for 1992 are data on communications, utilities, financial, insurance, and real estate, as well as coverage of more transportation industries. The economic, agriculture, and governments censuses now collectively cover nearly 98 percent of all economic activity.

Among other changes, new 1992 definitions affect the boundaries of about a third of all metropolitan areas. Also, the Survey of Women-Owned Businesses has now been expanded to include all corporations.

HISTORICAL INFORMATION

The economic census has been taken as an integrated program at 5-year intervals since 1967 and before that for 1963, 1958, and 1954. Prior to that time, the individual subcomponents of the economic census were taken separately at varying intervals.

The economic census traces its beginnings to the 1810 Decennial Census, when questions on manufacturing were included with those for population. Coverage of economic activities was expanded for 1840 and subsequent censuses to include mining and some commercial activities. In 1902, Congress established a permanent Census Bureau and directed that a census of manufactures be taken every 5 years. The 1905 Manufactures Census was the first time a census was taken apart from the regular every-10-year population census.

The first census of business was taken in 1930, covering 1929. Initially it covered retail and wholesale trade and construction industries, but it was broadened in 1933 to include some of the service trades.

The 1954 Economic Census was the first census to be fully integrated—providing comparable census data across economic sectors, using consistent time periods, concepts, definitions, classifications, and reporting units. It was the first census to be taken by mail, using lists of firms provided by the administrative records of other Federal agencies. Since 1963, administrative records also have been used to provide basic statistics for very small firms, reducing or eliminating the need to send them census questionnaires. The Enterprise Statistics Program, which publishes combined data from the economic census, was made possible with the implementation of the integrated census program in 1954.

The range of industries covered in the economic censuses has continued to expand. The census of construction industries began on a regular basis in 1967, and the scope of service industries was broadened in 1967, 1977, and 1987. The census of transportation began in 1963 as a set of surveys covering travel, transportation of commodities, and trucks, but expanded in 1987 to cover business establishments in several transportation industries. For 1992, these statistics are incorporated into a broadened census of transportation, communications, and utilities. Also new for 1992 is the census of financial, insurance, and real estate industries. This is part of a gradual expansion in coverage of industries previously subjected to government regulation.

The Survey of Minority-Owned Business Enterprises was first conducted as a special project in 1969 and was incorporated into the economic census in 1972 along with the Survey of Women-Owned Businesses.

An economic census has also been taken in Puerto Rico since 1909, in the Virgin Islands of the United States and Guam since 1958, and in the Commonwealth of the Northern Mariana Islands since 1982.

Statistical reports from the 1987 and earlier censuses provide historical figures for the study of long-term time series and are available in some large libraries. All of the census data published since 1967 are still available for sale on microfiche from the Census Bureau.

AVAILABILITY OF MORE FREQUENT ECONOMIC DATA

While the census provides complete enumerations every 5 years, there are many needs for more frequent data as well. The Census Bureau conducts a number of monthly, quarterly, and annual surveys, with the results appearing in publication series such as Current Business Reports (retail and wholesale trade and service industries), the Annual Survey of Manufactures, Current Industrial Reports, and the Quarterly Financial Report. Most of these surveys, while providing more frequent observations, yield less kind-of-business and geographic detail than the census. The County Business Patterns program offers annual statistics on the number of establishments, employment, and payroll classified by industry within each county.

SOURCES FOR MORE INFORMATION

More information about the scope, coverage, classification system, data items, and publications for each of the economic censuses and related surveys is published in the *Guide to the 1992 Economic Census and Related Statistics*. More information on the methodology, procedures, and history of the census will be published in the *History of the 1992 Economic Census*. Contact Customer Services for information on availability.

Census of Service Industries

GENERAL

The 1992 Census of Service Industries, part of the 1992 Economic Census, covered service industries as defined in Division I of the *Standard Industrial Classification Manual: 1987*¹ (SIC), except Elementary and Secondary Schools (SIC 821), Colleges, Universities, Professional Schools, and Junior Colleges (SIC 822), Labor Unions and Similar Labor Organizations (SIC 863), Political Organizations (SIC 865), Religious Organizations (SIC 866), and Private Households (SIC 881). The census also excluded governmental establishments classified in the covered industries, except for government-operated hospitals which were included.

Data are presented for establishments in the following classifications:

SIC code	Title
70	Hotels, rooming houses, camps, and other lodging places
72	Personal services
73	Business services
75	Automotive repair, services, and parking
76	Miscellaneous repair services
78	Motion pictures
79	Amusement and recreation services
80	Health services
81	Legal services
823, 4, 9	Selected educational services
83	Social services
84	Museums, art galleries, and botanical and zoological gardens
861, 2, 4, 9	Selected membership organizations
87	Engineering, accounting, research, management, and related services
89	Services, not elsewhere classified

This series of reports presents data for service establishments of firms subject to Federal income tax and (in separate tables) of firms which are exempt from Federal income tax under provisions of the Internal Revenue Code. Only establishments with some payroll during the year are included. For a more detailed explanation, see appendix A.

¹*Standard Industrial Classification Manual: 1987*. For sale by Superintendent of Documents, U.S. Government Printing Office, Washington, DC 20402. Stock No. 041-001-00314-2.

Many of the "kinds of business or operation" included in this report are not thought of as commercial businesses, and the terms (such as "business," "establishment," and "firm") used to describe them may not be descriptive of such services, particularly for not-for-profit and professional services. However, these terms are applied to all "kinds of business or operation" in order to maintain conformity in the measures of the production and delivery of goods and services and in the presentation of data.

The basic tabulations in this report do not include data for establishments which are auxiliary (primary function is providing a service, such as warehousing or bookkeeping) to service establishments within the same organization. Data for auxiliaries are presented in a subsequent report issued as part of the 1992 Enterprise Statistics reports.

For the 1992 Census of Service Industries, large- and medium-size firms, plus all firms known to operate more than one establishment, were sent questionnaires to be completed and returned to the Census Bureau by mail. For most very small firms, including those with no paid employees, data from existing administrative records of other Federal agencies were used instead. These records provided basic information on location, kind of business, receipts, payroll, number of employees, and legal form of organization. In addition, more detailed information for selected kinds of business was obtained on the various questionnaires.

Appendix A gives a more detailed explanation of census coverage and methodology.

CENSUS DISCLOSURE RULES

In accordance with Federal law governing census reports, no data are published that would disclose the operations of an individual establishment or business. However, the number of establishments in a kind-of-business classification is not considered a disclosure, so this information may be released even though other information is withheld.

GEOGRAPHIC AREAS COVERED

This report series presents data for the following areas:

1. The United States as a whole.
2. Each State and the District of Columbia.

3. Each consolidated metropolitan statistical area (CMSA) and primary metropolitan statistical area (PMSA) defined by the Office of Management and Budget (OMB) as of June 30, 1993. A CMSA is an area used to facilitate the presentation and analysis of data for large concentrations of metropolitan populations. It includes two or more contiguous PMSA's which have a population of at least 1,000,000² and which meet specific criteria of urban character and of social and economic integration.
4. Each metropolitan statistical area (MSA) defined by the OMB as of June 30, 1993. An MSA is an integrated economic and social unit with a population nucleus of at least 50,000 inhabitants.² Each MSA consists of one or more counties meeting standards of metropolitan character; in New England, cities and towns rather than counties are the component geographic units.
5. The area within the State outside metropolitan areas (MA's).
6. Each county or county equivalent.³ Counties are the primary divisions of States, except in Louisiana where they are called parishes and in Alaska where they are called boroughs and census areas. Maryland, Missouri, Nevada, and Virginia have one place or more that is independent of any county organization and constitutes primary divisions of their States. These places are treated as counties and as places.
7. Each consolidated city.³ Consolidated cities are consolidated governments which consist of separately incorporated municipalities.
8. Each municipality of 2,500 inhabitants or more incorporated as a city, borough, village, or town.^{2 3}

For the economic census, boroughs and census areas in Alaska and boroughs in New York are not included in this category.
9. Special economic urban areas (SEUA's), which include townships in Michigan, New Jersey, and Pennsylvania, and towns in New York, Wisconsin, and the six New England States with 10,000 inhabitants or more.²

DOLLAR VALUES

All dollar values presented in this report are expressed in current dollars, i.e., 1992 data are expressed in 1992 dollars and 1987 data in 1987 dollars. Consequently, when making comparisons to prior years, users of the data should consider the inflation that has occurred.

RELIABILITY OF DATA

All data compiled in this report originated from either census questionnaires or administrative records of other Federal agencies and, therefore, are not subject to sampling errors. However, the data are subject to nonsampling

²According to the 1990 Census of Population or subsequent special census.

³Those defined as of January 1, 1992.

errors. Nonsampling errors can be attributed to many sources: inability to identify all cases in the actual universe; definition and classification difficulties; differences in the interpretation of questions; errors in recording or coding the data obtained; and other errors of collection, response, coverage, processing, and estimation for missing or misreported data.

The accuracy of these tabulated data is determined by the joint effects of the various nonsampling errors. No direct measurement of these effects has been obtained except for estimation for missing or misreported data; however, precautionary steps were taken in all phases of the collection, processing, and tabulation of the data in an effort to minimize the effects of nonsampling errors.

The Bureau of the Census obtains on computer tape limited information extracted from administrative records of other Federal agencies. This information is used in conjunction with other information available to the Census Bureau to develop estimates for nonemployers, small employers, and other establishments for which responses were not received in time for publication. For an indication of the extent that data included in these reports were obtained from the administrative records of other Federal agencies and from estimation, rather than reports directly from respondents, see appendix E. Also, see appendix A for a more detailed explanation of census coverage and methodology.

SPECIAL TABULATIONS

Special tabulations of data collected in the 1992 Census of Service Industries may be obtained, depending on availability of time and personnel, on diskette, computer tape, or in tabular form. The data will be in summary form and subject to the same rules prohibiting disclosure of confidential information (including name, address, kind of business, or other data for individual business establishments or companies) as are the regular publications.

Special tabulations are prepared on a cost basis. A request for a cost estimate, as well as exact specifications on the type and format of the data to be provided, should be directed to the Chief, Services Division, Bureau of the Census, Washington, DC 20233.

To discuss a special tabulation before submitting specifications, call 1-800-541-8345.

ABBREVIATIONS AND SYMBOLS

The following abbreviations and symbols are used in this publication:

- * See kind-of-business descriptions for SIC 72 and SIC 7384 in appendix A for treatment of plant outlets.
- Represents zero.
- (D) Withheld to avoid disclosing data for individual companies; data are included in broader kind-of-business totals.

		Symbol	Employment Size
(IC)	Independent city.		
(NA)	Not available.		
(X)	Not applicable.	AA	0–19
CMSA	Consolidated metropolitan statistical area.	BB	20–99
MA	Metropolitan area.	CC	100–249
MSA	Metropolitan statistical area.	EE	250–499
n.e.c.	Not elsewhere classified.	FF	500–999
PMSA	Primary metropolitan statistical area.	GG	1,000–2,499
pt.	Part.	HH	2,500–4,999
r	Revised.	II	5,000–9,999
SIC	Standard Industrial Classification.	JJ	10,000–24,999
		KK	25,000–49,999
		LL	50,000–99,999
		MM	100,000 or more

The following symbols are used in this publication to show employment size ranges for employment data that have been withheld to avoid disclosing data for individual companies (employment size range codes are provided for the first time in the 1992 Economic Census):

Users' Guide for Locating Statistics in This Report by Table Number

Information shown in tables	Table															
	1a	1b	2a	2b	3a	3b	4	5	6	7a	7b	8a	8b	9	10	
GEOGRAPHIC AREAS																
The State	X	X	X	X	X	X	X									X
CMSA's and MSA's in the State										X	X					
PMSA's in the State										X	X					
Area of the State not in any CMSA, PMSA, or MSA												X	X			
Counties in the State							X		X							X
Places in the State							X	X						X		
DATA ITEMS																
Establishments	X	X			X	X	X	X	X	X	X	X	X	X		
Receipts	X				X	X	X	X	X	X	X	X	X	X	X	
Revenue		X									X		X			
Expenses						X							X			
Annual payroll	X	X			X	X	X	X	X	X	X	X	X	X		
First-quarter payroll	X	X					X	X	X	X	X	X	X			
Paid employees for pay period including March 12, 1992	X	X			X	X	X	X	X	X	X	X	X			
1987 to 1992 comparative statistics					X	X										
Receipts per establishment			X													
Revenue per establishment				X												
Expenses per establishment				X												
Receipts per employee			X													
Revenue per employee				X												
Expenses per employee				X												
Annual payroll per employee			X	X												
Employees per establishment			X	X												
Counties ranked by volume of receipts																X
Places ranked by volume of receipts														X		

Users' Guide for Locating Statistics in the 1992 Census of Service Industries Reports

Report and geographic area	Information shown in reports by kind of business or industry category										
	Number of establishments	Receipts/Revenue (\$1,000)	Payroll (\$1,000)	Number of employees	Selected ratios	Receipts/revenue lines	Receipts size and employment size of establishments and firms	Concentration ratios of largest firms	Single units and multi-units	Legal form of organization	Selected topics
GEOGRAPHIC AREA SERIES											
United States	X	X	X	X	X						
State	X	X	X	X	X						
CMSA, PMSA, MSA	X	X	X	X							
County	X	X	X	X							
Place	X	X	X	X							
NONEMPLOYER STATISTICS SERIES											
United States	X	X									
State	X	X									
CMSA, PMSA, MSA	X	X									
County	X	X									
Place	X	X									
ESTABLISHMENT AND FIRM SIZE (INCLUDING LEGAL FORM OF ORGANIZATION)											
United States	X	X	X	X			X	X	X	X	
CAPITAL EXPENDITURES, DEPRECIABLE ASSETS, AND OPERATING EXPENSES											
United States		X	X								X
RECEIPTS/REVENUE LINES											
United States	X	X				X					
State	X	X				X					
CMSA, PMSA, MSA	X	X				X					
HOTELS, MOTELS, AND OTHER LODGING PLACES											
United States	X	X	X	X		X					X
State	X	X	X	X		X					X
CMSA, PMSA, MSA	X	X				X					X

Report and geographic area	Information shown in reports by kind of business or industry category										
	Number of establishments	Receipts/Revenue (\$1,000)	Payroll (\$1,000)	Number of employees	Selected ratios	Receipts/revenue lines	Receipts size and employment size of establishments and firms	Concentration ratios of largest firms	Single units and multi-units	Legal form of organization	Selected topics
ZIP CODES											
United States	X	X	X	X							
State	X	X	X	X							
MISCELLANEOUS SUBJECTS											
United States	X	X	X	X							X
State	X	X									X
CMSA, PMSA, MSA	X	X									X

Contents

New Mexico

[Page numbers listed here omit the prefix that appears as part of the number of each page]

	Page
Introduction to the Economic Census	III
Census of Service Industries	V
Users' Guide for Locating Statistics in This Report by Table Number	VIII
Users' Guide for Locating Statistics in the 1992 Census of Service Industries Reports ...	IX
Summary of Findings	2

FIGURES

1. Percent Change in Receipts and Annual Payroll for Establishments of Firms Subject to Federal Income Tax: 1987 to 1992	3
2. Annual Payroll Per Employee for Establishments of Firms Subject to Federal Income Tax: 1992 and 1987	4
Maps	5

TABLES

1a. Summary Statistics for Firms Subject to Federal Income Tax for the State: 1992 ..	7
1b. Summary Statistics for Firms Exempt From Federal Income Tax for the State: 1992	11
2a. Selected Ratios for Firms Subject to Federal Income Tax for the State: 1992	12
2b. Selected Ratios for Firms Exempt From Federal Income Tax for the State: 1992 ..	15
3a. Comparative Statistics for Firms Subject to Federal Income Tax for the State: 1992 and 1987	15
3b. Comparative Statistics for Firms Exempt From Federal Income Tax for the State: 1992 and 1987	19
4. Summary Statistics for Firms Subject to Federal Income Tax for Counties and for Places With 2,500 Inhabitants or More: 1992	20
5. Summary Statistics for Firms Subject to Federal Income Tax for Places With 350 Establishments or More: 1992	24
6. Summary Statistics for Firms Subject to Federal Income Tax for Counties With 350 Establishments or More: 1992	30
7a. Summary Statistics for Firms Subject to Federal Income Tax for Metropolitan Areas: 1992	36
7b. Summary Statistics for Firms Exempt From Federal Income Tax for Metropolitan Areas: 1992	42
8a. Summary Statistics for Firms Subject to Federal Income Tax for the Area Outside Metropolitan Areas: 1992	43
8b. Summary Statistics for Firms Exempt From Federal Income Tax for the Area Outside Metropolitan Areas: 1992	46
9. Places With 2,500 Inhabitants or More Ranked by Volume of Receipts of Firms Subject to Federal Income Tax: 1992	47
10. Counties Ranked by Volume of Receipts of Firms Subject to Federal Income Tax: 1992	47

APPENDIXES

A. General Explanation	A-1
B. Sample Report Form and Instructions	B-1
C. Kind-of-Business Titles and Reporting-Form Numbers	C-1
D. Metropolitan Areas	D-1
E. Percent of Receipts/Revenue Based on Administrative Records and Estimation for the State: 1992	E-1
F. Geographic Notes	F-1
G. Establishments in Business Any Time During Year and Establishments in Business at End of Year for the State: 1992 and 1987	G-1

Publication Program

Inside back cover

Summary of Findings

FIRMS SUBJECT TO FEDERAL INCOME TAX

Data from the 1992 Census of Service Industries show that New Mexico's 10,661 service industries establishments of firms with payroll that were subject to Federal income tax had receipts totaling \$6.2 billion. The 1992 data represent an increase of 46.6 percent in receipts for the State since 1987.

For establishments with payroll in 1992, receipts of offices and clinics of medical doctors totaled \$620.8 million, compared with \$414.3 million in 1987. Other leading service kinds of business in 1992 were hotels and motels with \$467.2 million in receipts, engineering services with \$451.1 million, and legal services with \$379.2 million.

There were 111,481 paid employees (full- and part-time) working in service industries in the State as of mid-March 1992, compared with 88,313 employees in 1987. Large employers included hotels and motels with 12,973 employees, management and public relations services with 12,292 employees, and help supply services with 8,324 employees.

ORGANIZATIONS EXEMPT FROM FEDERAL INCOME TAX

Data for the census show that New Mexico's 1,480 service industries establishments of firms and other organizations with payroll that were exempt from Federal income tax had revenue totaling \$1.9 billion and expenses of \$1.8 billion in 1992. The 1992 data represent an increase of 70.0 percent in expenses since 1987.

For establishments with payroll in 1992, revenue of hospitals totaled \$1.2 billion, compared with \$755.8 million in 1987. Other leading classifications in 1992 were civic, social, and fraternal associations with revenue of \$77.1 million, and nursing and personal care facilities with \$70.4 million.

There were 42,949 paid employees (full- and part-time) as of mid-March 1992, compared with 30,914 employees in 1987. Hospitals had 22,672 employees; nursing and personal care facilities, 2,629 employees; and civic, social, and fraternal associations, 2,228 employees.

Figure 1. **Percent Change in Receipts and Annual Payroll for Establishments of Firms Subject to Federal Income Tax: 1987 to 1992**

(Includes only establishments with payroll. For meaning of abbreviations and symbols, see introductory text)

Receipts 
Payroll 

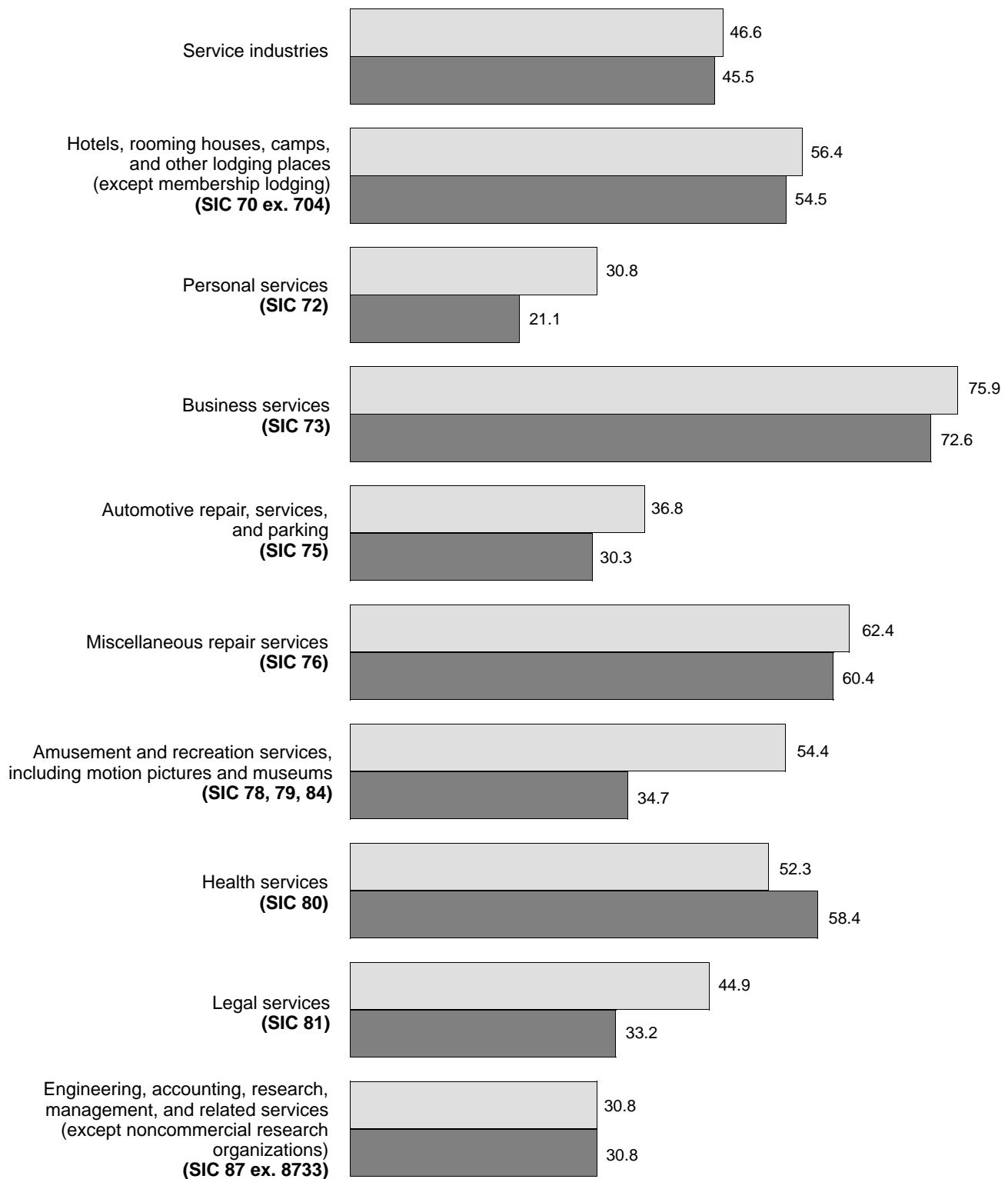




Figure 2. Annual Payroll Per Employee for Establishments of Firms Subject to Federal Income Tax: 1992 and 1987

(In dollars. For meaning of abbreviations and symbols, see introductory text)

1992 
1987 

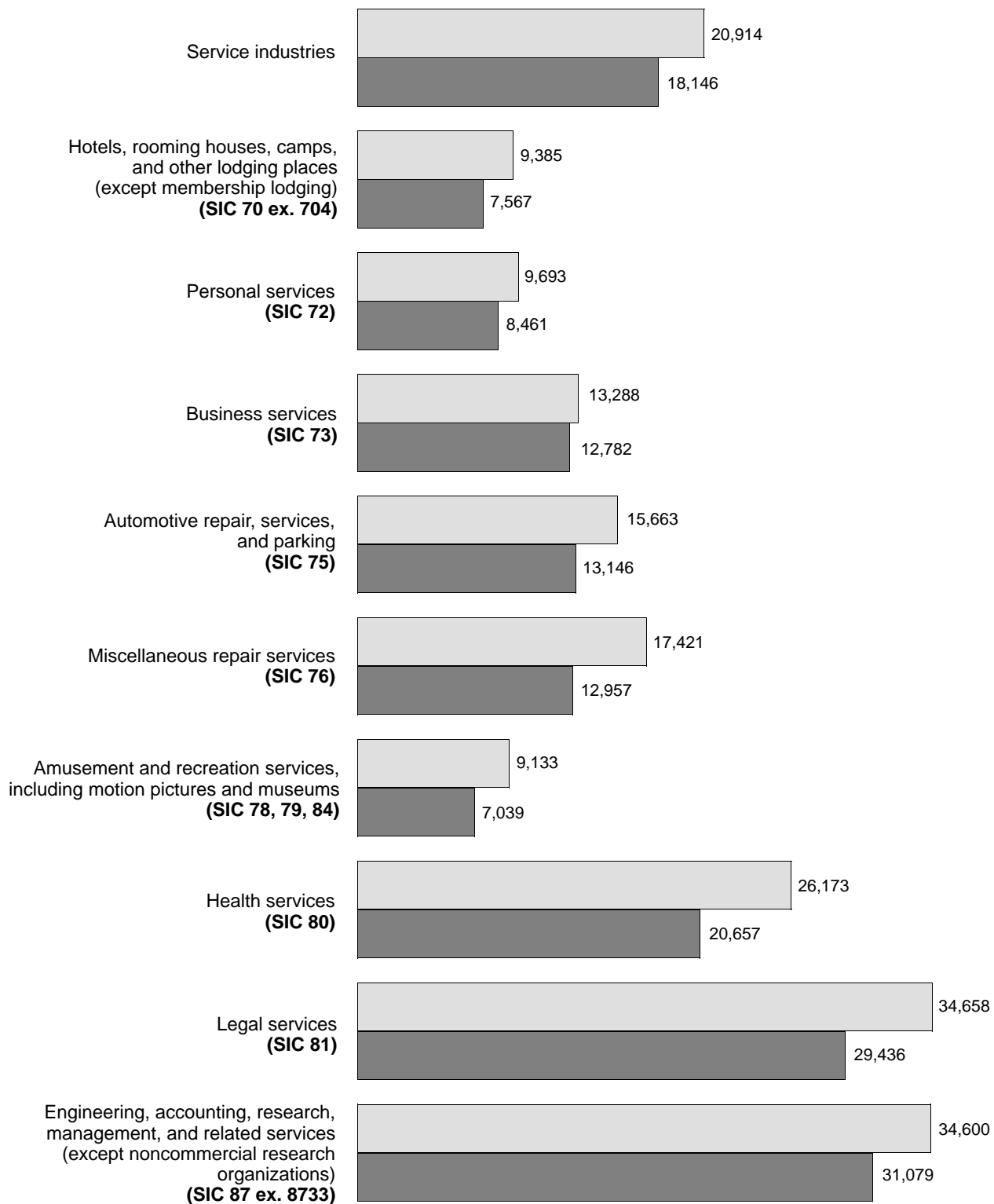




Table 1a. Summary Statistics for Firms Subject to Federal Income Tax for the State: 1992

[Includes only establishments with payroll. For meaning of abbreviations and symbols, see introductory text. For explanation of terms and comparability of 1987 and 1992 censuses, see appendix A]

SIC code	Kind of business or operation	Establishments (number)	Receipts (\$1,000)	Annual payroll (\$1,000)	First-quarter payroll (\$1,000)	Paid employees for pay period including March 12 (number)
	Total	10 661	6 190 900	2 331 552	552 615	111 481
70 ex. 704	Hotels, rooming houses, camps, and other lodging places (except membership lodging)	632	478 769	124 018	31 000	13 214
	Hotels and motels	563	467 212	122 077	30 660	12 973
7011	Hotels	212	322 244	89 607	23 508	9 032
7011 pt.	Hotels, 25 guestrooms or more	147	312 497	87 749	22 853	8 722
7011 pt.	Hotels, less than 25 guestrooms	65	9 747	1 858	655	310
7011 pt.	Motels, motor hotels, and tourist courts	351	144 968	32 470	7 152	3 941
7011 pt.	Motels, tourist courts	306	103 369	22 044	4 746	2 719
7011 pt.	Motor hotels	45	41 599	10 426	2 406	1 222
702, 3	Other lodging places	69	11 557	1 941	340	241
702	Rooming and boarding houses	9	1 303	378	84	69
703	Camps and recreational vehicle parks	60	10 254	1 563	256	172
7032	Sporting and recreational camps	15	2 634	529	71	42
7033	Recreational vehicle parks and campsites	45	7 620	1 034	185	130
72	Personal services	1 023	174 580	55 230	13 683	5 698
721	Laundry, cleaning, and garment services	321	71 937	20 717	4 859	1 982
7211	Power laundries, family and commercial*	10	3 443	1 518	330	114
7213	Linen supply*	4	(D)	(D)	(D)	BB
7215	Coin-operated laundries and drycleaning	99	13 658	2 231	515	294
7215 pt.	Coin-operated laundries and drycleaning stores	95	9 461	1 743	406	270
7215 pt.	Coin-operated laundry routes	4	4 197	488	109	24
7216	Drycleaning plants, except rug cleaning*	125	22 225	7 655	1 761	800
7217	Carpet and upholstery cleaning	42	5 687	1 517	327	175
7218	Industrial laundries*	11	21 100	6 067	1 550	445
7212, 9	Other laundry, cleaning, and garment services*	30	(D)	(D)	(D)	CC
7212	Garment pressing, and agents for laundries and drycleaners	11	1 239	439	102	45
7219	Laundry and garment services, n.e.c.*	19	(D)	(D)	(D)	BB
722	Photographic studios, portrait	71	12 814	2 734	684	291
723, 4	Beauty and barber shops	454	45 132	18 090	4 319	1 867
723	Beauty shops	422	43 312	17 238	4 119	1 787
724	Barber shops	32	1 820	852	200	80
725	Shoe repair shops and shoeshine parlors	19	1 529	303	71	34
726	Funeral service and crematories	60	26 587	8 121	1 941	415
729	Miscellaneous personal services	98	16 581	5 265	1 809	1 109
7291	Tax return preparation services	51	7 249	2 822	1 245	828
7299	Miscellaneous personal services, n.e.c.	47	9 332	2 443	564	281
7299 pt.	Massage parlors, tanning salons, and saunas	10	726	154	29	23
7299 pt.	Other personal services	37	8 606	2 289	535	258
7299 pt.	Diet and weight reducing services	12	4 952	1 278	309	179
7299 pt.	Formal wear rental	10	1 639	248	65	27
7299 pt.	Other personal services, n.e.c.	15	2 015	763	161	52
73	Business services	1 544	727 371	302 179	75 134	22 740
731	Advertising	85	35 485	11 285	2 694	510
7311	Advertising agencies	62	24 426	8 423	1 996	348
7312	Outdoor advertising services	8	7 158	1 518	339	66
7313	Radio, television, publishers' advertising representatives	8	1 656	601	129	42
7313 pt.	Radio, television advertising representatives	4	(D)	(D)	(D)	AA
7313 pt.	Publishers' advertising representatives	4	(D)	(D)	(D)	BB
7319	Advertising, n.e.c.	7	2 245	743	230	54
732	Consumer credit reporting agencies, mercantile reporting agencies, and adjustment and collection agencies	43	17 400	5 813	1 391	357
7322	Adjustment and collection services	30	11 929	4 279	1 038	272
7323	Credit reporting services	13	5 471	1 534	353	85
733	Mailing, reproduction, commercial art and photography, and stenographic services	141	42 247	12 213	2 733	693
7331	Direct mail advertising services	12	5 119	724	151	73
7331 pt.	Mailing list compilers, brokers, and managers	5	1 068	160	27	18
7331 pt.	Direct mail advertising services, except mailing list services	7	4 051	564	124	55
7334	Photocopying and duplicating services	24	14 239	4 275	918	235
7334 pt.	Blueprinting and photocopying services	23	(D)	(D)	(D)	CC
7334 pt.	Duplicating services, except printing and photocopying	1	(D)	(D)	(D)	AA
7335, 6	Commercial photography, art, and graphics	64	14 447	4 082	846	212
7335	Commercial photography	15	1 939	526	70	14
7336	Commercial art and graphic design	49	12 508	3 556	776	198
7336 pt.	Commercial art	7	1 567	437	75	16
7336 pt.	Graphic arts and related design	42	10 941	3 119	701	182
7338	Secretarial and court reporting services	41	8 442	3 132	818	173
734	Services to dwellings and other buildings	327	54 610	23 137	4 936	3 165
7342	Disinfecting and pest control services	61	10 242	3 753	790	243
7349	Building cleaning and maintenance services, n.e.c.	266	44 368	19 384	4 146	2 922
735	Miscellaneous equipment rental and leasing	181	118 518	32 268	7 648	1 468
7352	Medical equipment rental and leasing	23	14 366	2 528	610	122
7353	Heavy construction equipment rental and leasing	26	24 712	10 123	2 574	389
7353 pt.	Rental and leasing of heavy construction equipment without operators	17	16 344	7 980	2 005	245
7353 pt.	Rental and leasing of heavy construction equipment with operators	9	8 368	2 143	569	144
7359	Equipment rental and leasing, n.e.c.	132	79 440	19 617	4 464	957
7359 pt.	Equipment rental	120	73 429	18 391	4 173	900
7359 pt.	Rent-to-own	28	12 036	1 932	424	118
7359 pt.	Equipment rental, except rent-to-own	92	61 393	16 459	3 749	782
7359 pt.	Equipment leasing, except finance leasing	12	6 011	1 226	291	57

Table 1a. Summary Statistics for Firms Subject to Federal Income Tax for the State: 1992—Con.

[Includes only establishments with payroll. For meaning of abbreviations and symbols, see introductory text. For explanation of terms and comparability of 1987 and 1992 censuses, see appendix A]

SIC code	Kind of business or operation	Establishments (number)	Receipts (\$1,000)	Annual payroll (\$1,000)	First-quarter payroll (\$1,000)	Paid employees for pay period including March 12 (number)
73	Business services—Con.					
736	Personnel supply services -----	112	127 932	90 684	22 101	8 453
7361	Employment agencies -----	33	4 953	2 461	524	129
7363	Help supply services -----	79	122 979	88 223	21 577	8 324
7363 pt.	Temporary help supply -----	71	98 541	67 437	15 939	5 371
7363 pt.	Help supply, except temporary -----	8	24 438	20 786	5 638	2 953
7363 pt.	Employee leasing -----	5	(D)	(D)	(D)	HH
7363 pt.	Other help supply services -----	3	(D)	(D)	(D)	AA
737	Computer programming, data processing, and other computer related services -----	256	186 530	67 417	15 799	2 082
7371, 2, 3	Computer programming, prepackaged software, and integrated systems -----	151	111 149	40 683	9 306	1 065
7371	Computer programming services -----	102	63 991	27 910	6 333	688
7372	Prepackaged software -----	27	26 617	8 499	1 984	232
7373	Computer integrated systems -----	22	20 541	4 274	989	145
7374, 5, 6	Data processing services -----	38	31 828	12 886	3 380	596
7374, 5	Computer processing, information retrieval -----	37	(D)	(D)	(D)	FF
7374	Computer processing and data preparation and processing services -----	34	25 237	10 665	2 883	537
7375	Information retrieval services -----	3	(D)	(D)	(D)	BB
7376	Computer facilities management services -----	1	(D)	(D)	(D)	BB
7377, 8, 9	Computer rental and leasing, maintenance, and related services, n.e.c. -----	67	43 553	13 848	3 113	421
7377	Computer rental and leasing -----	1	(D)	(D)	(D)	AA
7378	Computer maintenance and repair -----	34	23 255	5 162	1 252	189
7379	Computer related services, n.e.c. -----	32	(D)	(D)	(D)	CC
7379 pt.	Computer consultants -----	26	15 576	7 188	1 577	183
7379 pt.	Miscellaneous computer services, n.e.c. -----	6	(D)	(D)	(D)	BB
738	Miscellaneous business services -----	399	144 649	59 362	17 832	6 012
7381, 2	Detective agencies and protective services -----	91	58 241	34 910	12 135	2 802
7381	Detective, guard, and armored car services -----	72	49 761	31 927	11 406	2 651
7381 pt.	Detective agencies and guard services -----	2	(D)	(D)	(D)	HH
7381 pt.	Armored car services -----	2	(D)	(D)	(D)	BB
7382	Security systems services -----	19	8 480	2 983	729	151
7383	News syndicates -----	3	(D)	(D)	(D)	BB
7384	Photofinishing laboratories* -----	49	15 958	3 443	846	254
7384 pt.	Photofinishing laboratories, except "one-hour" (mini) labs* -----	19	9 852	2 136	524	128
7384 pt.	One-hour (mini) photofinishing* -----	30	6 106	1 307	322	126
7389	Business services, n.e.c. -----	256	(D)	(D)	(D)	HH
7389 pt.	Sign painting shops -----	18	(D)	(D)	(D)	BB
7389 pt.	Interior designing -----	21	4 783	443	101	46
7389 pt.	Telephone answering services -----	22	4 301	1 833	468	216
7389 pt.	Other business services -----	195	57 993	17 570	4 014	2 640
7389 pt.	Water softening and conditioning services -----	19	8 304	2 669	651	127
7389 pt.	Packaging and labeling services -----	7	1 790	215	44	27
7389 pt.	Trading stamp services -----	-	-	-	-	-
7389 pt.	Miscellaneous business services -----	169	47 899	14 686	3 319	2 486
7389 pt.	Convention and trade show services -----	10	2 968	1 119	259	93
7389 pt.	Private mail centers -----	25	9 264	669	149	68
7389 pt.	Miscellaneous business services, n.e.c. -----	134	35 667	12 898	2 911	2 325
75	Automotive repair, services, and parking -----	1 041	367 723	80 197	19 430	5 120
751	Automotive rental and leasing, without drivers -----	54	113 451	12 871	3 228	769
7513	Truck rental and leasing, without drivers -----	15	41 233	5 461	1 298	256
7513 pt.	Truck rental, without drivers -----	12	(D)	(D)	(D)	CC
7513 pt.	Truck leasing, except finance leasing -----	3	(D)	(D)	(D)	BB
7514, 5	Passenger car rental and leasing -----	32	71 148	7 254	1 903	505
7514	Passenger car rental -----	32	71 148	7 254	1 903	505
7515	Passenger car leasing -----	-	-	-	-	-
7519	Utility trailer and recreational vehicle rental -----	7	1 070	156	27	8
752	Automobile parking -----	13	3 593	780	183	87
7521 pt.	Parking lots -----	11	(D)	(D)	(D)	BB
7521 pt.	Parking structures -----	2	(D)	(D)	(D)	AA
753	Automotive repair shops -----	814	214 291	54 778	13 234	3 224
7532	Top, body, and upholstery repair shops and paint shops -----	185	53 003	14 517	3 404	802
7532 pt.	Top and body repair shops -----	164	47 384	12 724	2 982	692
7532 pt.	Paint shops -----	21	5 619	1 793	422	110
7538	General automotive repair shops -----	421	106 026	26 269	6 235	1 576
7538 pt.	General automotive repair shops, except diesel -----	369	86 785	21 554	5 112	1 303
7538 pt.	Diesel repair shops -----	52	19 241	4 715	1 123	273
7533, 4, 6, 7, 9	Other automotive repair shops -----	208	55 262	13 992	3 595	846
7533	Automotive exhaust system repair shops -----	30	7 081	1 911	435	101
7534	Tire retreading and repair shops -----	8	4 782	1 139	262	48
7536	Automotive glass replacement shops -----	35	11 638	2 590	693	184
7537	Automotive transmission repair shops -----	49	11 949	3 346	982	194
7539	Automotive repair shops, n.e.c. -----	86	19 812	5 006	1 223	319
7539 pt.	Radiator repair -----	25	5 621	1 266	274	80
7539 pt.	Brake, front end, and wheel alignment -----	33	8 339	2 363	589	145
7539 pt.	Automotive electrical and fuel system services -----	21	4 270	1 077	282	71
7539 pt.	Carburetor repair shops -----	8	1 358	355	95	22
7539 pt.	Automotive electrical repair shops -----	13	2 912	722	187	49
7539 pt.	Other automotive repair shops, n.e.c. -----	7	1 582	300	78	23
754	Automotive services, except repair -----	160	36 388	11 768	2 785	1 040
7542	Carwashes -----	79	14 668	5 219	1 277	599
7549	Automotive services, except repair and carwashes -----	81	21 720	6 549	1 508	441
7549 pt.	Lubrication shops -----	43	14 549	4 241	985	299
7549 pt.	Other automotive services -----	38	7 171	2 308	523	142
7549 pt.	Towing services -----	33	5 861	1 984	454	118
7549 pt.	Other automotive services, n.e.c. -----	5	1 310	324	69	24

Table 1a. Summary Statistics for Firms Subject to Federal Income Tax for the State: 1992—Con.

[Includes only establishments with payroll. For meaning of abbreviations and symbols, see introductory text. For explanation of terms and comparability of 1987 and 1992 censuses, see appendix A]

SIC code	Kind of business or operation	Establishments (number)	Receipts (\$1,000)	Annual payroll (\$1,000)	First-quarter payroll (\$1,000)	Paid employees for pay period including March 12 (number)
76	Miscellaneous repair services	454	126 305	36 409	8 795	2 090
762	Electrical repair shops	127	38 479	12 043	2 880	677
7622	Radio and television repair shops	54	13 885	3 572	883	228
7623, 9	Other electrical and electronic repair shops	73	24 594	8 471	1 997	449
7623	Refrigeration and air-conditioning service and repair shops	16	5 684	1 642	342	76
7629	Electrical and electronic repair shops, n.e.c.	57	18 910	6 829	1 655	373
763	Watch, clock, and jewelry repair	4	282	121	26	9
764	Reupholstery and furniture repair	36	3 366	1 036	223	93
769	Miscellaneous repair and related services	287	84 178	23 209	5 666	1 311
7692	Welding repair	58	12 135	3 212	918	250
7694	Armature rewinding shops	12	8 675	2 672	642	125
7699	Repair shops and related services, n.e.c.	217	63 368	17 325	4 106	936
7699 pt.	Farm machinery and equipment repair	11	4 021	491	76	27
7699 pt.	Lawnmower and other small gasoline engine repair	12	2 220	430	77	26
7699 pt.	Sewer and septic tank cleaning services	25	4 063	1 456	323	95
7699 pt.	Other repair and related services, n.e.c.	169	53 064	14 948	3 630	788
78, 79, 84	Amusement and recreation services, including motion pictures and museums	623	304 625	60 996	15 169	6 679
781, 2	Motion picture production, distribution, and services	45	15 299	3 912	894	169
7812 pt.	Motion picture production, except for television	20	5 735	1 351	384	59
7812 pt.	Motion picture and tape production for television	18	6 282	1 944	365	76
7819	Services allied to motion picture production	4	(D)	(D)	(D)	BB
7822 pt.	Motion picture film and tape distributors	3	(D)	(D)	(D)	AA
7822 pt.	Motion picture film exchanges	2	(D)	(D)	(D)	AA
7822 pt.	Video tape wholesalers	1	(D)	(D)	(D)	AA
7822 pt.	Film and tape distribution for television	—	—	—	—	—
7829	Services allied to motion picture distribution	—	—	—	—	—
783	Motion picture theaters	60	36 741	5 368	1 233	867
7832	Motion picture theaters, except drive-in	54	35 482	5 163	1 216	843
7833	Drive-in motion picture theaters	6	1 259	205	17	24
784	Video tape rental	143	24 937	5 197	1 205	807
792	Theatrical producers (except motion picture), bands, orchestras, and entertainers	20	7 862	1 679	298	122
7922	Theatrical producers (except motion picture) and miscellaneous theatrical services	5	4 445	672	138	54
7922 pt.	Producers of live theatrical productions	1	(D)	(D)	(D)	AA
7922 pt.	Producers of radio and television shows, except tape producers	—	—	—	—	—
7922 pt.	Artists' and entertainers' managers or agents, concert bureaus, booking agents	2	(D)	(D)	(D)	AA
7922 pt.	Other theatrical services	2	(D)	(D)	(D)	BB
7929	Bands, orchestras, actors, and other entertainers and entertainment groups	15	3 417	1 007	160	68
7929 pt.	Dance groups and artists	—	—	—	—	—
7929 pt.	Symphony orchestras, opera companies, and chamber music organizations	1	(D)	(D)	(D)	AA
7929 pt.	Other music and entertainment presentations	14	(D)	(D)	(D)	BB
7929 pt.	Other music groups and artists	9	2 357	394	59	33
7929 pt.	Other entertainers and entertainment groups	5	(D)	(D)	(D)	BB
793	Bowling centers	35	12 855	3 752	842	453
79 ex. 792, 3, 84	Commercial sports and other amusement and recreation services, including museums	320	206 931	41 088	10 697	4 261
794	Commercial sports	20	50 481	10 208	2 164	435
7941	Professional sports clubs, managers, promoters	2	(D)	(D)	(D)	AA
7941 pt.	Baseball clubs	1	(D)	(D)	(D)	AA
7941 pt.	Football clubs	—	—	—	—	—
7941 pt.	Other professional sports clubs	—	—	—	—	—
7941 pt.	Managers and promoters	1	(D)	(D)	(D)	AA
7948	Racing, including track operation	18	(D)	(D)	(D)	EE
7948 pt.	Auto racetrack operation	1	(D)	(D)	(D)	AA
7948 pt.	Horse racetrack operation	4	32 698	5 323	1 153	338
7948 pt.	Dog racetrack operation	—	—	—	—	—
7948 pt.	Racing stables and racing, n.e.c.	13	(D)	(D)	(D)	BB
79 ex. 792, 3, 4, 84	Other amusement and recreation services, including museums	300	156 450	30 880	8 533	3 826
791	Dance studios, schools, and halls	24	2 647	827	210	146
7991	Physical fitness facilities	59	13 198	3 190	688	528
7991 pt.	Physical fitness centers, except gymnasiums and athletic clubs	51	11 429	2 742	595	453
7991 pt.	Gymnasiums and athletic clubs	8	1 769	448	93	75
7992	Public golf courses	15	6 468	1 887	307	131
7993	Coin-operated amusement devices	33	8 438	1 531	385	111
7996	Amusement parks	8	(D)	(D)	(D)	BB
7997	Membership sports and recreation clubs	24	19 661	5 653	1 344	523
7999, 84	Amusement and recreation services, including museums, n.e.c.	137	(D)	(D)	(D)	GG
7999 pt.	Concession operators of amusement devices and rides	5	460	126	19	41
7999 pt.	Carnivals, circuses, and fairs	2	(D)	(D)	(D)	BB
7999 pt.	Carnivals and circuses	1	(D)	(D)	(D)	AA
7999 pt.	Fairs	1	(D)	(D)	(D)	BB
7999 pt., 84	Other recreation and amusements, including museums	130	99 629	16 410	5 483	2 288
84	Museums, art galleries, and botanical and zoological gardens	6	(D)	(D)	(D)	BB
841	Museums and art galleries	6	(D)	(D)	(D)	BB
842	Arboreta and botanical or zoological gardens	—	—	—	—	—
7999 pt.	Roller skating rinks	12	(D)	(D)	(D)	BB
7999 pt.	Ice skating rinks	—	—	—	—	—
7999 pt.	Other amusement and recreation services, n.e.c.	112	91 632	14 937	5 274	2 186

Table 1a. Summary Statistics for Firms Subject to Federal Income Tax for the State: 1992—Con.

[Includes only establishments with payroll. For meaning of abbreviations and symbols, see introductory text. For explanation of terms and comparability of 1987 and 1992 censuses, see appendix A]

SIC code	Kind of business or operation	Establishments (number)	Receipts (\$1,000)	Annual payroll (\$1,000)	First-quarter payroll (\$1,000)	Paid employees for pay period including March 12 (number)
80	Health services	2 399	1 478 070	618 853	138 406	23 645
801	Offices and clinics of doctors of medicine	1 033	620 805	310 639	65 378	6 813
8011 pt.	Offices of doctors of medicine	1 003	(D)	(D)	(D)	II
8011 pt.	General medical clinics	30	(D)	(D)	(D)	GG
802	Offices and clinics of dentists	532	160 064	58 173	13 167	2 821
8021 pt.	Offices of dentists	528	158 720	57 607	12 982	2 793
8021 pt.	Dental clinics	4	1 344	566	185	28
803	Offices and clinics of doctors of osteopathy	57	18 596	7 202	1 566	277
8031 pt.	Offices of osteopathic physicians	57	18 596	7 202	1 566	277
8031 pt.	Osteopathic clinics	—	—	—	—	—
804	Offices and clinics of other health practitioners	489	102 685	29 456	6 593	1 755
8041	Offices and clinics of chiropractors	185	34 298	8 638	1 995	549
8042	Offices and clinics of optometrists	104	30 091	6 623	1 629	420
8043	Offices and clinics of podiatrists	33	8 215	2 549	530	145
8049	Offices and clinics of health practitioners, n.e.c.	167	30 081	11 646	2 439	641
805	Nursing and personal care facilities	46	103 820	45 178	10 728	3 810
8051	Skilled nursing care facilities	36	90 253	39 157	9 256	3 355
8052	Intermediate care facilities	6	12 872	5 888	1 432	434
8059	Nursing and personal care facilities, n.e.c.	4	695	133	40	21
806	Hospitals	16	315 596	116 829	29 121	5 184
8062	General medical and surgical hospitals	5	(D)	(D)	(D)	HH
8063, 9	Specialty hospitals	11	(D)	(D)	(D)	GG
8063	Psychiatric hospitals	8	70 074	22 031	5 128	1 055
8069	Specialty hospitals, except psychiatric	3	(D)	(D)	(D)	EE
807, 8, 9	Other health services	226	156 504	51 376	11 853	2 985
807	Medical and dental laboratories	108	83 523	24 065	5 623	1 039
8071	Medical laboratories	62	74 898	21 226	4 947	874
8072	Dental laboratories	46	8 625	2 839	676	165
808	Home health care services	46	29 702	14 007	3 298	1 364
809	Miscellaneous health and allied services, n.e.c.	72	43 279	13 304	2 932	582
8092	Kidney dialysis centers	9	12 710	3 626	710	125
8093	Specialty outpatient facilities, n.e.c.	41	17 783	6 984	1 632	325
8099	Health and allied services, n.e.c.	22	12 786	2 694	590	132
81	Legal services	992	379 178	168 128	36 950	4 851
823, 4, 9	Selected educational services	84	30 517	12 185	2 849	536
823	Libraries	3	145	21	4	3
824	Vocational schools	28	10 566	3 770	864	220
8243	Data processing schools	6	(D)	(D)	(D)	BB
8244	Business and secretarial schools	8	2 981	978	238	112
8249	Vocational schools, n.e.c.	14	(D)	(D)	(D)	BB
829	Schools and educational services, n.e.c.	53	19 806	8 394	1 981	313
83	Social services	270	55 058	23 861	5 666	2 384
835	Child day care services	153	19 197	7 970	1 920	1 166
832, 3, 6, 9	Other social services	117	35 861	15 891	3 746	1 218
832	Individual and family social services	43	9 591	4 651	1 074	345
833	Job training and vocational rehabilitation services	16	10 012	5 199	1 207	261
836	Residential care	49	15 127	5 687	1 336	556
839	Social services, n.e.c.	9	1 131	354	129	56
87 ex. 8733	Engineering, accounting, research, management, and related services (except noncommercial research organizations)	1 447	1 992 094	819 255	199 335	23 678
871	Engineering, architectural, and surveying services	533	522 554	219 719	51 042	6 446
8711	Engineering services	308	451 052	194 504	45 633	5 421
8712	Architectural services	132	47 427	15 412	3 315	583
8713	Surveying services	93	24 075	9 803	2 094	442
872	Accounting, auditing, and bookkeeping services	532	110 804	44 620	11 040	2 364
873 ex. 8733	Research, development, and testing services (except noncommercial research organizations)	111	161 791	82 595	19 424	2 576
8731	Commercial physical and biological research	58	115 057	62 669	14 786	1 678
8731 pt.	Commercial physical research	50	108 130	59 702	14 081	1 557
8731 pt.	Commercial medical and biological research	8	6 927	2 967	705	121
8732	Commercial economic, sociological, and educational research	23	7 214	2 773	627	291
8734	Testing laboratories	30	39 520	17 153	4 011	607
874	Management and public relations services	271	1 196 945	472 321	117 829	12 292
8741	Management services	58	(D)	(D)	(D)	FF
8742	Management consulting services	125	(D)	(D)	(D)	EE
8743	Public relations services	11	(D)	(D)	(D)	AA
8744	Facilities support management services	27	(D)	(D)	(D)	JJ
8748	Business consulting services, n.e.c.	50	(D)	(D)	(D)	EE
89	Services, n.e.c.	152	76 610	30 241	6 198	846
8999 pt.	Scientific and related consulting services, except environmental	39	14 430	6 338	1 412	206
8999 pt.	Other services	113	62 180	23 903	4 786	640
8999 pt.	Environmental consulting	45	45 611	18 967	4 039	491
8999 pt.	Authors, composers, and other arts-related services	42	13 109	4 378	645	106
8999 pt.	Other services, n.e.c.	26	3 460	558	102	43

Table 1b. Summary Statistics for Firms Exempt From Federal Income Tax for the State: 1992

[Includes only establishments with payroll. For meaning of abbreviations and symbols, see introductory text. For explanation of terms and comparability of 1987 and 1992 censuses, see appendix A]

SIC code	Kind of business or operation	Establishments (number)	Revenue (\$1,000)	Annual payroll (\$1,000)	First-quarter payroll (\$1,000)	Paid employees for pay period including March 12 (number)
	Total	1 480	1 899 403	849 342	203 011	42 949
7032, 704	Camps and membership lodging	13	7 789	3 371	537	167
7032	Sporting and recreational camps	7	(D)	(D)	(D)	CC
704	Organization hotels and lodging houses, on membership basis	6	(D)	(D)	(D)	BB
792, 7991 pt., 7997, 7999 pt., 84	Selected amusement, recreation, and related services	93	46 806	17 628	3 668	1 326
792	Theatrical producers (except motion picture), bands, orchestras, and entertainers	21	15 784	7 262	1 336	334
7922	Theatrical producers (except motion picture) and miscellaneous theatrical services	10	2 742	865	244	62
7922 pt.	Producers of live theatrical productions	8	(D)	(D)	(D)	BB
7922 pt.	Producers of radio and television shows, except tape	—	—	—	—	—
7922 pt.	Artists' and entertainers' managers or agents, concert bureaus, booking agents	—	—	—	—	—
7922 pt.	Other theatrical services	2	(D)	(D)	(D)	AA
7929	Bands, orchestras, actors, and other entertainers and entertainment groups	11	13 042	6 397	1 092	272
7929 pt.	Dance groups and artists	—	—	—	—	—
7929 pt.	Symphony orchestras, opera companies, and chamber music organizations	8	12 149	6 067	1 057	266
7929 pt.	Other music groups and artists	1	(D)	(D)	(D)	AA
7929 pt.	Other entertainers and entertainment groups	2	(D)	(D)	(D)	AA
7991 pt., 7997	Gymnasiums, athletic clubs, and membership sports and recreation clubs	43	20 162	7 697	1 759	815
7991 pt.	Gymnasiums and athletic clubs	—	—	—	—	—
7997	Membership sports and recreation clubs	43	20 162	7 697	1 759	815
7999 pt.	Fairs	7	3 600	317	67	14
84	Museums, art galleries, and botanical and zoological gardens	22	7 260	2 352	506	163
841	Museums and art galleries	22	7 260	2 352	506	163
842	Arboreta and botanical or zoological gardens	—	—	—	—	—
8011 pt.; 8021 pt.; 805, 6, 8, 9	Selected health services	199	1 403 454	660 211	158 781	28 188
8011 pt., 8021 pt.	Clinics of doctors of medicine and dentists	46	33 896	15 343	3 571	842
8011 pt.	General medical clinics	40	32 360	14 747	3 429	811
8021 pt.	Dental clinics	6	1 536	596	142	31
805	Nursing and personal care facilities	26	70 394	36 023	8 535	2 629
8051	Skilled nursing care facilities	17	45 093	23 038	5 531	1 745
8052	Intermediate care facilities	8	(D)	(D)	(D)	FF
8059	Nursing and personal care facilities, n.e.c.	1	(D)	(D)	(D)	AA
806	Hospitals	51	1 242 439	580 914	139 841	22 672
8062	General medical and surgical hospitals	42	1 105 057	499 883	120 385	19 076
8062 pt.	General medical and surgical hospitals, nongovernment	22	559 105	223 158	53 822	9 289
8062 pt.	General medical and surgical hospitals, government	20	545 952	276 725	66 563	9 787
8063, 9	Specialty hospitals	9	137 382	81 031	19 456	3 596
8063	Psychiatric hospitals	3	(D)	(D)	(D)	GG
8063 pt.	Psychiatric hospitals, nongovernment	—	—	—	—	—
8063 pt.	Psychiatric hospitals, government	3	(D)	(D)	(D)	GG
8069	Specialty hospitals, except psychiatric	6	(D)	(D)	(D)	GG
8069 pt.	Specialty hospitals, except psychiatric; nongovernment	1	(D)	(D)	(D)	CC
8069 pt.	Specialty hospitals, except psychiatric; government	5	65 857	33 919	8 321	1 807
808, 9	Other health services	76	56 725	27 931	6 834	2 045
808	Home health care services	22	23 009	14 231	3 385	1 267
809	Miscellaneous health and allied services, n.e.c.	54	33 716	13 700	3 449	778
8092	Kidney dialysis centers	5	(D)	(D)	(D)	BB
8093	Specialty outpatient facilities, n.e.c.	44	21 155	9 843	2 397	591
8099	Health and allied services, n.e.c.	5	(D)	(D)	(D)	CC
8111 pt.	Legal aid societies and similar legal services	25	5 342	3 288	750	159
823, 4, 9	Selected educational services	44	12 805	4 089	913	251
823	Libraries	1	(D)	(D)	(D)	AA
824	Vocational schools	10	1 767	573	136	43
8243	Data processing schools	—	—	—	—	—
8244	Business and secretarial schools	—	—	—	—	—
8249	Vocational schools, n.e.c.	10	1 767	573	136	43
829	Schools and educational services, n.e.c.	33	(D)	(D)	(D)	CC
83	Social services	539	219 235	91 240	21 759	8 240
835	Child day care services	100	22 936	11 808	2 756	1 301
832, 3, 6, 9	Other social services	439	196 299	79 432	19 003	6 939
832	Individual and family social services	191	60 509	25 198	5 954	1 839
833	Job training and vocational rehabilitation services	44	30 041	16 319	3 795	1 689
836	Residential care	80	54 988	23 331	5 478	1 827
839	Social services, n.e.c.	124	50 761	14 584	3 776	1 584
861, 2, 4, 9	Selected membership organizations	509	146 771	39 997	9 617	3 545
861	Business associations	106	31 438	9 881	2 468	512
864	Civic, social, and fraternal associations	286	77 122	18 386	4 308	2 228
862, 9	Other membership organizations	117	38 211	11 730	2 841	805
862	Professional membership organizations	45	13 911	5 122	1 245	253
869	Membership organizations, n.e.c.	72	24 300	6 608	1 596	552

Table 1b. Summary Statistics for Firms Exempt From Federal Income Tax for the State: 1992—Con.

[Includes only establishments with payroll. For meaning of abbreviations and symbols, see introductory text. For explanation of terms and comparability of 1987 and 1992 censuses, see appendix A]

SIC code	Kind of business or operation	Establishments (number)	Revenue (\$1,000)	Annual payroll (\$1,000)	First-quarter payroll (\$1,000)	Paid employees for pay period including March 12 (number)
873, 4 ex. 8744	Research, testing, and consulting services, except facilities support management services -----	58	57 201	29 518	6 986	1 073
873	Research, development, and testing services -----	41	53 722	28 140	6 659	1 005
8731	Commercial physical and biological research -----	5	14 865	11 545	2 723	312
8732	Commercial economic, sociological, and educational research -----	6	(D)	(D)	(D)	AA
8733	Noncommercial research organizations -----	29	38 201	16 282	3 868	678
8734	Testing laboratories -----	1	(D)	(D)	(D)	AA
874 ex. 8744	Management and public relations services, except facilities support management services -----	17	3 479	1 378	327	68
8741	Management services -----	2	(D)	(D)	(D)	AA
8742	Management consulting services -----	1	(D)	(D)	(D)	AA
8743	Public relations services -----	1	(D)	(D)	(D)	AA
8748	Business consulting services, n.e.c. -----	13	2 807	1 071	253	52

Table 2a. Selected Ratios for Firms Subject to Federal Income Tax for the State: 1992

[Includes only establishments with payroll. For meaning of abbreviations and symbols, see introductory text. For explanation of terms and comparability of 1987 and 1992 censuses, see appendix A]

SIC code	Kind of business or operation	Receipts		Annual payroll per employee ¹ (dollars)	Employees per establishment ¹ (number)
		Per establishment (dollars)	Per employee ¹ (dollars)		
	Total -----	580 705	55 533	20 914	10
70 ex. 704	Hotels, rooming houses, camps, and other lodging places (except membership lodging) -----	757 546	36 232	9 385	21
7011	Hotels and motels -----	829 861	36 014	9 410	23
7011 pt.	Hotels -----	1 520 019	35 678	9 921	43
7011 pt.	Hotels, 25 guestrooms or more -----	2 125 830	35 829	10 061	59
7011 pt.	Hotels, less than 25 guestrooms -----	149 954	31 442	5 994	5
7011 pt.	Motels, motor hotels, and tourist courts -----	413 014	36 785	8 239	11
7011 pt.	Motels, tourist courts -----	337 807	38 017	8 107	9
7011 pt.	Motor hotels -----	924 422	34 042	8 532	27
702, 3	Other lodging places -----	167 493	47 954	8 054	3
702	Rooming and boarding houses -----	144 778	18 884	5 478	8
703	Camps and recreational vehicle parks -----	170 900	59 616	9 087	3
72	Personal services -----	170 655	30 639	9 693	6
721	Laundry, cleaning, and garment services -----	224 103	36 295	10 453	6
7211	Power laundries, family and commercial* -----	344 300	30 202	13 316	11
7213	Linen supply* -----	(D)	(D)	(D)	(D)
7215	Coin-operated laundries and drycleaning -----	137 960	46 456	7 588	3
7216	Drycleaning plants, except rug cleaning* -----	177 800	27 781	9 569	6
7217	Carpet and upholstery cleaning -----	135 405	32 497	8 669	4
7218	Industrial laundrers* -----	1 918 182	47 416	13 634	40
7212, 9	Other laundry, cleaning, and garment services* -----	(D)	(D)	(D)	(D)
7212	Garment pressing, and agents for laundries and drycleaners -----	112 636	27 533	9 756	4
7219	Laundry and garment services, n.e.c.* -----	(D)	(D)	(D)	(D)
722	Photographic studios, portrait -----	180 479	44 034	9 395	4
723, 4	Beauty and barber shops -----	99 410	24 174	9 689	4
723	Beauty shops -----	102 635	24 237	9 646	4
724	Barber shops -----	56 875	22 750	10 650	3
725	Shoe repair shops and shoeshine parlors -----	80 474	44 971	8 912	2
726	Funeral service and crematories -----	443 117	64 065	19 569	7
729	Miscellaneous personal services -----	169 194	14 951	4 748	11
7291	Tax return preparation services -----	142 137	8 755	3 408	16
7299	Miscellaneous personal services, n.e.c. -----	198 553	33 210	8 694	6
73	Business services -----	471 095	31 986	13 288	15
731	Advertising -----	417 471	69 578	22 127	6
7311	Advertising agencies -----	393 968	70 190	24 204	6
7312	Outdoor advertising services -----	894 750	108 455	23 000	8
7313	Radio, television, publishers' advertising representatives -----	207 000	39 429	14 310	5
7319	Advertising, n.e.c. -----	320 714	41 574	13 759	8
732	Consumer credit reporting agencies, mercantile reporting agencies, and adjustment and collection agencies -----	404 651	48 739	16 283	8
7322	Adjustment and collection services -----	397 633	43 857	15 732	9
7323	Credit reporting services -----	420 846	64 365	18 047	7
733	Mailing, reproduction, commercial art and photography, and stenographic services -----	299 624	60 962	17 623	5
7331	Direct mail advertising services -----	426 583	70 123	9 918	6
7334	Photocopying and duplicating services -----	593 292	60 591	18 191	10
7335, 6	Commercial photography, art, and graphics -----	225 734	68 146	19 255	3
7335	Commercial photography -----	129 267	138 500	37 571	1
7336	Commercial art and graphic design -----	255 265	63 172	17 960	4
7338	Secretarial and court reporting services -----	205 902	48 798	18 104	4
734	Services to dwellings and other buildings -----	167 003	17 254	7 310	10
7342	Disinfecting and pest control services -----	167 902	42 148	15 444	4
7349	Building cleaning and maintenance services, n.e.c. -----	166 797	15 184	6 634	11

See footnotes at end of table.

Table 2a. **Selected Ratios for Firms Subject to Federal Income Tax for the State: 1992** — Con.

[Includes only establishments with payroll. For meaning of abbreviations and symbols, see introductory text. For explanation of terms and comparability of 1987 and 1992 censuses, see appendix A]

SIC code	Kind of business or operation	Receipts		Annual payroll per employee ¹ (dollars)	Employees per establishment ¹ (number)
		Per establishment (dollars)	Per employee ¹ (dollars)		
73	Business services—Con.				
735	Miscellaneous equipment rental and leasing -----	654 796	80 734	21 981	8
7352	Medical equipment rental and leasing -----	624 609	117 754	20 721	5
7353	Heavy construction equipment rental and leasing -----	950 462	63 527	26 023	15
7359	Equipment rental and leasing, n.e.c. -----	601 818	83 009	20 498	7
736	Personnel supply services -----	1 142 250	15 135	10 728	75
7361	Employment agencies -----	150 091	38 395	19 078	4
7363	Help supply services -----	1 556 696	14 774	10 599	105
7363 pt.	Temporary help supply -----	1 387 901	18 347	12 556	76
7363 pt.	Help supply, except temporary -----	3 054 750	8 276	7 039	369
737	Computer programming, data processing, and other computer related services -----	728 633	89 592	32 381	8
7371, 2, 3	Computer programming, prepackaged software, and integrated systems -----	736 086	104 365	38 200	7
7371	Computer programming services -----	627 363	93 010	40 567	7
7372	Prepackaged software -----	985 815	114 728	36 634	9
7373	Computer integrated systems -----	933 682	141 662	29 476	7
7374, 5, 6	Data processing services -----	837 579	53 403	21 621	16
7374, 5	Computer processing, information retrieval -----	(D)	(D)	(D)	(D)
7376	Computer facilities management services -----	(D)	(D)	(D)	(D)
7377, 8, 9	Computer rental and leasing, maintenance, and related services, n.e.c. -----	650 045	103 451	32 893	6
7377	Computer rental and leasing -----	(D)	(D)	(D)	(D)
7378	Computer maintenance and repair -----	683 971	123 042	27 312	6
7379	Computer related services, n.e.c. -----	(D)	(D)	(D)	(D)
738	Miscellaneous business services -----	362 529	24 060	9 874	15
7381, 2	Detective agencies and protective services -----	640 011	20 786	12 459	31
7381	Detective, guard, and armored car services -----	691 125	18 771	12 043	37
7382	Security systems services -----	446 316	56 159	19 755	8
7383	News syndicates -----	(D)	(D)	(D)	(D)
7384	Photofinishing laboratories* -----	325 673	62 827	13 555	5
7389	Business services, n.e.c. -----	(D)	(D)	(D)	(D)
7389 pt.	Sign painting shops -----	(D)	(D)	(D)	(D)
7389 pt.	Interior designing -----	227 762	103 978	9 630	2
7389 pt.	Telephone answering services -----	195 500	19 912	8 486	10
7389 pt.	Other business services -----	297 400	21 967	6 655	14
75	Automotive repair, services, and parking -----	353 240	71 821	15 663	5
751	Automotive rental and leasing, without drivers -----	2 100 944	147 531	16 737	14
7513	Truck rental and leasing, without drivers -----	2 748 867	161 066	21 332	17
7514, 5	Passenger car rental and leasing -----	2 223 375	140 887	14 364	16
7514	Passenger car rental -----	2 223 375	140 887	14 364	16
7515	Passenger car leasing -----	—	—	—	—
7519	Utility trailer and recreational vehicle rental -----	152 857	133 750	19 500	1
752	Automobile parking -----	276 385	41 299	8 966	7
753	Automotive repair shops -----	263 257	66 467	16 991	4
7532	Top, body, and upholstery repair shops and paint shops -----	286 503	66 089	18 101	4
7532 pt.	Top and body repair shops -----	288 927	68 474	18 387	4
7532 pt.	Paint shops -----	267 571	51 082	16 300	5
7538	General automotive repair shops -----	251 843	67 275	16 668	4
7538 pt.	General automotive repair shops, except diesel -----	235 190	66 604	16 542	4
7538 pt.	Diesel repair shops -----	370 019	70 480	17 271	5
7533, 4, 6, 7, 9	Other automotive repair shops -----	265 683	65 322	16 539	4
7533	Automotive exhaust system repair shops -----	236 033	70 109	18 921	3
7534	Tire retreading and repair shops -----	597 750	99 625	23 729	6
7536	Automotive glass replacement shops -----	332 514	63 250	14 076	5
7537	Automotive transmission repair shops -----	243 857	61 593	17 247	4
7539	Automotive repair shops, n.e.c. -----	230 372	62 107	15 693	4
7539 pt.	Radiator repair -----	224 840	70 263	15 825	3
7539 pt.	Brake, front end, and wheel alignment -----	252 697	57 510	16 297	4
7539 pt.	Automotive electrical and fuel system services -----	203 333	60 141	15 169	3
7539 pt.	Other automotive repair shops, n.e.c. -----	226 000	68 783	13 043	3
754	Automotive services, except repair -----	227 425	34 988	11 315	7
7542	Carwashes -----	185 671	24 487	8 713	8
7549	Automotive services, except repair and carwashes -----	268 148	49 252	14 850	5
76	Miscellaneous repair services -----	278 205	60 433	17 421	5
762	Electrical repair shops -----	302 984	56 838	17 789	5
7622	Radio and television repair shops -----	257 130	60 899	15 667	4
7623, 9	Other electrical and electronic repair shops -----	336 904	54 775	18 866	6
7623	Refrigeration and air-conditioning service and repair shops -----	355 250	74 789	21 605	5
7629	Electrical and electronic repair shops, n.e.c. -----	331 754	50 697	18 308	7
763	Watch, clock, and jewelry repair -----	70 500	31 333	13 444	2
764	Reupholstery and furniture repair -----	93 500	36 194	11 140	3
769	Miscellaneous repair and related services -----	293 303	64 209	17 703	5
7692	Welding repair -----	209 224	48 540	12 848	4
7694	Armature rewinding shops -----	722 917	69 400	21 376	10
7699	Repair shops and related services, n.e.c. -----	292 018	67 701	18 510	4
78, 79, 84	Amusement and recreation services, including motion pictures and museums -----	488 965	45 609	9 133	11
781, 2	Motion picture production, distribution, and services -----	339 978	90 527	23 148	4
783	Motion picture theaters -----	612 350	42 377	6 191	14
7832	Motion picture theaters, except drive-in -----	657 074	42 090	6 125	16
7833	Drive-in motion picture theaters -----	209 833	52 458	8 542	4
784	Video tape rental -----	174 385	30 901	6 440	6

See footnotes at end of table.

SERVICE INDUSTRIES—GEOGRAPHIC AREA SERIES

NEW MEXICO NM-13

Table 2a. Selected Ratios for Firms Subject to Federal Income Tax for the State: 1992 — Con.

[Includes only establishments with payroll. For meaning of abbreviations and symbols, see introductory text. For explanation of terms and comparability of 1987 and 1992 censuses, see appendix A]

SIC code	Kind of business or operation	Receipts		Annual payroll per employee ¹ (dollars)	Employees per establishment ¹ (number)
		Per establishment (dollars)	Per employee ¹ (dollars)		
78, 79, 84	Amusement and recreation services, including motion pictures and museums—Con.				
792	Theatrical producers (except motion picture), bands, orchestras, and entertainers -----	393 100	64 443	13 762	6
7922	Theatrical producers (except motion picture) and miscellaneous theatrical services -----	889 000	82 315	12 444	11
7929	Bands, orchestras, actors, and other entertainers and entertainment groups -----	227 800	50 250	14 809	5
793	Bowling centers -----	367 286	28 377	8 283	13
79 ex. 792, 3; 84	Commercial sports and other amusement and recreation services, including museums -----	646 659	48 564	9 643	13
794	Commercial sports -----	2 524 050	116 048	23 467	22
7941	Professional sports clubs, managers, promoters -----	(D)	(D)	(D)	(D)
7948	Racing, including track operation -----	(D)	(D)	(D)	(D)
79 ex. 792, 3, 4; 84	Other amusement and recreation services, including museums -----	521 500	40 891	8 071	13
791	Dance studios, schools, and halls -----	110 292	18 130	5 664	6
7991	Physical fitness facilities -----	223 695	24 996	6 042	9
7992	Public golf courses -----	431 200	49 374	14 405	9
7993	Coin-operated amusement devices -----	255 697	76 018	13 793	3
7996	Amusement parks -----	(D)	(D)	(D)	(D)
7997	Membership sports and recreation clubs -----	819 208	37 593	10 809	22
7999, 84	Amusement and recreation services, including museums, n.e.c. -----	(D)	(D)	(D)	(D)
7999 pt.	Concession operators of amusement devices and rides -----	92 000	11 220	3 073	8
7999 pt.	Carnivals, circuses, and fairs -----	(D)	(D)	(D)	(D)
7999 pt., 84	Other recreation and amusements, including museums -----	766 377	43 544	7 172	18
80	Health services -----	616 119	62 511	26 173	10
801	Offices and clinics of doctors of medicine -----	600 973	91 121	45 595	7
8011 pt.	Offices of doctors of medicine -----	(D)	(D)	(D)	(D)
8011 pt.	General medical clinics -----	(D)	(D)	(D)	(D)
802	Offices and clinics of dentists -----	300 872	56 740	20 621	5
803	Offices and clinics of doctors of osteopathy -----	326 246	67 134	26 000	5
804	Offices and clinics of other health practitioners -----	209 990	58 510	16 784	4
8041	Offices and clinics of chiropractors -----	185 395	62 474	15 734	3
8042	Offices and clinics of optometrists -----	289 337	71 645	15 769	4
8043	Offices and clinics of podiatrists -----	248 939	56 655	17 579	4
8049	Offices and clinics of health practitioners, n.e.c. -----	180 126	46 928	18 168	4
805	Nursing and personal care facilities -----	2 256 957	27 249	11 858	83
8051	Skilled nursing care facilities -----	2 507 028	27 062	11 741	93
8052	Intermediate care facilities -----	2 145 333	28 352	12 969	76
8059	Nursing and personal care facilities, n.e.c. -----	173 750	33 095	6 333	5
806	Hospitals -----	19 724 750	60 879	22 536	324
8062	General medical and surgical hospitals -----	(D)	(D)	(D)	(D)
8063, 9	Specialty hospitals -----	(D)	(D)	(D)	(D)
807, 8, 9	Other health services -----	692 496	52 430	17 211	13
807	Medical and dental laboratories -----	773 361	80 388	23 162	10
8071	Medical laboratories -----	1 208 032	85 696	24 286	14
8072	Dental laboratories -----	187 500	52 273	17 206	4
808	Home health care services -----	645 696	21 776	10 269	30
809	Miscellaneous health and allied services, n.e.c. -----	601 097	74 363	22 859	8
8092	Kidney dialysis centers -----	1 412 222	101 680	29 008	14
8093	Specialty outpatient facilities, n.e.c. -----	433 732	54 717	21 489	8
8099	Health and allied services, n.e.c. -----	581 182	96 864	20 409	6
81	Legal services -----	382 236	78 165	34 658	5
823, 4, 9	Selected educational services -----	363 298	56 935	22 733	6
823	Libraries -----	48 333	48 333	7 000	1
824	Vocational schools -----	377 357	48 027	17 136	8
829	Schools and educational services, n.e.c. -----	373 698	63 278	26 818	6
83	Social services -----	203 919	23 095	10 009	9
835	Child day care services -----	125 471	16 464	6 835	8
832, 3, 6, 9	Other social services -----	306 504	29 443	13 047	10
87 ex. 8733	Engineering, accounting, research, management, and related services (except noncommercial research organizations) -----	1 376 706	84 133	34 600	16
871	Engineering, architectural, and surveying services -----	980 402	81 066	34 086	12
8711	Engineering services -----	1 464 455	83 205	35 880	18
8712	Architectural services -----	359 295	81 350	26 436	4
8713	Surveying services -----	258 871	54 468	22 179	5
872	Accounting, auditing, and bookkeeping services -----	208 278	46 871	18 875	4
873 ex. 8733	Research, development, and testing services (except noncommercial research organizations) -----	1 457 577	62 807	32 063	23
8731	Commercial physical and biological research -----	1 983 741	68 568	37 347	29
8732	Commercial economic, sociological, and educational research -----	313 652	24 790	9 529	13
8734	Testing laboratories -----	1 317 333	65 107	28 259	20
874	Management and public relations services -----	4 416 771	97 376	38 425	45
8741	Management services -----	(D)	(D)	(D)	(D)
8742	Management consulting services -----	(D)	(D)	(D)	(D)
8743	Public relations services -----	(D)	(D)	(D)	(D)
8744	Facilities support management services -----	(D)	(D)	(D)	(D)
8748	Business consulting services, n.e.c. -----	(D)	(D)	(D)	(D)
89	Services, n.e.c. -----	504 013	90 556	35 746	6

¹Based on number of employees for pay period including March 12.

Table 2b. Selected Ratios for Firms Exempt From Federal Income Tax for the State: 1992

[Includes only establishments with payroll. For meaning of abbreviations and symbols, see introductory text. For explanation of terms and comparability of 1987 and 1992 censuses, see appendix A]

SIC code	Kind of business or operation	Revenue		Expenses		Annual payroll per employee ¹ (dollars)	Employees per establishment ¹ (number)
		Per establishment (dollars)	Per employee ¹ (dollars)	Per establishment (dollars)	Per employee ¹ (dollars)		
	Total	1 283 380	44 225	1 241 546	42 783	19 776	29
7032, 704	Camps and membership lodging	599 154	46 641	469 923	36 581	20 186	13
792, 7991 pt., 7997, 7999 pt., 84	Selected amusement, recreation, and related services	503 290	35 299	474 118	33 253	13 294	14
8011 pt.; 8021 pt.; 805, 6, 8, 9	Selected health services	7 052 533	49 789	6 873 307	48 524	23 422	142
8011 pt., 8021 pt., 805	Clinics of doctors of medicine and dentists	736 870	40 257	704 609	38 494	18 222	18
	Nursing and personal care facilities	2 707 462	26 776	2 637 692	26 086	13 702	101
806	Hospitals	24 361 549	54 801	23 767 078	53 463	25 623	445
8062	General medical and surgical hospitals	26 310 881	57 929	25 765 429	56 728	26 205	454
8063, 9	Specialty hospitals	15 264 667	38 204	14 441 444	36 144	22 534	400
808, 9	Other health services	746 382	27 738	719 408	26 736	13 658	27
8111 pt.	Legal aid societies and similar legal services	213 680	33 597	209 160	32 887	20 679	6
823, 4, 9	Selected educational services	291 023	51 016	360 591	63 211	16 291	6
83	Social services	406 744	26 606	380 226	24 872	11 073	15
835	Child day care services	229 360	17 630	217 320	16 704	9 076	13
832, 3, 6, 9	Other social services	447 150	28 289	417 335	26 403	11 447	16
832	Individual and family social services	316 801	32 903	315 089	32 725	13 702	10
833	Job training and vocational rehabilitation services	682 750	17 786	675 000	17 584	9 662	38
836	Residential care	687 350	30 097	658 963	28 854	12 770	23
839	Social services, n.e.c.	409 363	32 046	327 508	25 638	9 207	13
861, 2, 4, 9	Selected membership organizations	288 352	41 402	271 774	39 022	11 283	7
861	Business associations	296 585	61 402	290 189	60 078	19 299	5
864	Civic, social, and fraternal associations	269 657	34 615	249 920	32 081	8 252	8
862, 9	Other membership organizations	326 590	47 467	308 513	44 840	14 571	7
873, 4 ex. 8744	Research, testing, and consulting services, except facilities support management services	986 224	53 309	950 483	51 377	27 510	19
873	Research, development, and testing services	1 310 293	53 455	1 257 366	51 296	28 000	25
874 ex. 8744	Management and public relations services, except facilities support management services	204 647	51 162	210 353	52 588	20 265	4

¹Based on number of employees for pay period including March 12.

Table 3a. Comparative Statistics for Firms Subject to Federal Income Tax for the State: 1992 and 1987

[Includes only establishments with payroll. For meaning of abbreviations and symbols, see introductory text. For explanation of terms and comparability of 1987 and 1992 censuses, see appendix A]

SIC code	Kind of business or operation	Establishments		Receipts			Annual payroll			Paid employees for pay period including March 12	
		1992 (number)	1987 (number)	1992 (\$1,000)	1987 (\$1,000)	Percent change 1987 to 1992	1992 (\$1,000)	1987 (\$1,000)	Percent change 1987 to 1992	1992 (number)	1987 (number)
	Total	10 661	9 471	6 190 900	4 223 242	46.6	2 331 552	1 602 543	45.5	111 481	88 313
70 ex. 704	Hotels, rooming houses, camps, and other lodging places (except membership lodging)	632	534	478 769	306 146	56.4	124 018	80 251	54.5	13 214	10 605
7011	Hotels and motels	563	483	467 212	297 607	57.0	122 077	78 607	55.3	12 973	10 397
7011 pt.	Hotels	212	106	322 244	159 420	102.1	89 607	47 318	89.4	9 032	5 746
7011 pt.	Hotels, 25 guestrooms or more	147	65	312 497	154 551	102.2	87 749	46 437	89.0	8 722	5 548
7011 pt.	Hotels, less than 25 guestrooms	65	41	9 747	4 869	100.2	1 858	881	110.9	310	198
7011 pt.	Motels, motor hotels, and tourist courts	351	377	144 968	138 187	4.9	32 470	31 289	3.8	3 941	4 651
7011 pt.	Motels, tourist courts	306	318	103 369	91 711	12.7	22 044	18 408	19.8	2 719	2 945
7011 pt.	Motor hotels	45	59	41 599	46 476	-10.5	10 426	12 881	-19.1	1 222	1 706
702, 3	Other lodging places	69	51	11 557	8 539	35.3	1 941	1 644	18.1	241	208
702	Rooming and boarding houses	9	10	1 303	1 441	-9.6	378	300	26.0	69	62
703	Camps and recreational vehicle parks	60	41	10 254	7 098	44.5	1 563	1 344	16.3	172	146

Table 3a. Comparative Statistics for Firms Subject to Federal Income Tax for the State: 1992 and 1987 — Con.

[Includes only establishments with payroll. For meaning of abbreviations and symbols, see introductory text. For explanation of terms and comparability of 1987 and 1992 censuses, see appendix A]

SIC code	Kind of business or operation	Establishments		Receipts			Annual payroll			Paid employees for pay period including March 12	
		1992 (number)	1987 (number)	1992 (\$1,000)	1987 (\$1,000)	Percent change 1987 to 1992	1992 (\$1,000)	1987 (\$1,000)	Percent change 1987 to 1992	1992 (number)	1987 (number)
72	Personal services -----	1 023	1 038	174 580	133 428	30.8	55 230	45 599	21.1	5 698	5 389
721	Laundry, cleaning, and garment services ---	321	304	71 937	54 468	32.1	20 717	17 105	21.1	1 982	1 903
7211	Power laundries, family and commercial* ---	10	14	3 443	6 393	-46.1	1 518	2 377	-36.1	114	246
7213	Linen supply* -----	4	3	(D)	(D)	(D)	(D)	(D)	(D)	BB	BB
7215	Coin-operated laundries and drycleaning ---	99	112	13 658	11 330	20.5	2 231	2 137	4.4	294	377
7216	Drycleaning plants, except rug cleaning* ---	125	106	22 225	12 577	76.7	7 655	4 129	85.4	800	526
7217	Carpet and upholstery cleaning -----	42	41	5 687	5 226	8.8	1 517	1 482	2.4	175	231
7218	Industrial launderers* -----	11	13	21 100	14 127	49.4	6 067	5 408	12.2	445	382
7212, 9	Other laundry, cleaning, and garment services* -----	30	15	(D)	(D)	(D)	(D)	(D)	(D)	CC	BB
722	Photographic studios, portrait -----	71	57	12 814	7 883	62.6	2 734	1 776	53.9	291	229
723, 4	Beauty and barber shops -----	454	500	45 132	37 965	18.9	18 090	16 681	8.4	1 867	2 023
723	Beauty shops -----	422	450	43 312	35 590	21.7	17 238	15 532	11.0	1 787	1 895
724	Barber shops -----	32	50	1 820	2 375	-23.4	852	1 149	-25.8	80	128
725	Shoe repair shops and shoeshine parlors ---	19	21	1 529	894	71.0	303	245	23.7	34	35
726	Funeral service and crematories -----	60	53	26 587	21 380	24.4	8 121	6 027	34.7	415	404
729	Miscellaneous personal services -----	98	103	16 581	10 838	53.0	5 265	3 765	39.8	1 109	795
7291	Tax return preparation services -----	51	49	7 249	5 588	29.7	2 822	2 113	33.6	828	485
7299	Miscellaneous personal services, n.e.c. ---	47	54	9 332	5 250	77.8	2 443	1 652	47.9	281	310
73	Business services -----	1 544	1 235	727 371	413 532	75.9	302 179	175 093	72.6	22 740	13 698
731	Advertising -----	85	73	35 485	26 204	35.4	11 285	8 808	28.1	510	462
7311	Advertising agencies -----	62	48	24 426	16 384	49.1	8 423	6 465	30.3	348	318
7312	Outdoor advertising services -----	8	10	7 158	7 372	-2.9	1 518	1 515	.2	66	87
7313	Radio, television, publishers' advertising representatives -----	8	6	1 656	(D)	(D)	601	(D)	(D)	42	AA
7319	Advertising, n.e.c. -----	7	9	2 245	(D)	(D)	743	(D)	(D)	54	BB
732	Consumer credit reporting agencies, mercantile reporting agencies, and adjustment and collection agencies -----	43	47	17 400	11 785	47.6	5 813	4 782	21.6	357	381
7322	Adjustment and collection services -----	30	34	11 929	6 133	94.5	4 279	2 441	75.3	272	203
7323	Credit reporting services -----	13	13	5 471	5 652	-3.2	1 534	2 341	-34.5	85	178
733	Mailing, reproduction, commercial art and photography, and stenographic services ---	141	118	42 247	23 653	78.6	12 213	7 298	67.3	693	604
7331	Direct mail advertising services -----	12	13	5 119	4 286	19.4	724	1 290	-43.9	73	130
7334	Photocopying and duplicating services ---	24	28	14 239	6 873	107.2	4 275	1 681	154.3	235	157
7335, 6	Commercial photography, art, and graphics -----	64	50	14 447	8 577	68.4	4 082	2 487	64.1	212	194
7335	Commercial photography -----	15	10	1 939	1 118	73.4	526	243	116.5	14	16
7336	Commercial art and graphic design ---	49	40	12 508	7 459	67.7	3 556	2 244	58.5	198	178
7338	Secretarial and court reporting services ---	41	27	8 442	3 917	115.5	3 132	1 840	70.2	173	123
734	Services to dwellings and other buildings ---	327	257	54 610	30 910	76.7	23 137	13 596	70.2	3 165	2 039
7342	Disinfecting and pest control services ---	61	44	10 242	7 051	45.3	3 753	2 651	41.6	243	217
7349	Building cleaning and maintenance services, n.e.c. -----	266	213	44 368	23 859	86.0	19 384	10 945	77.1	2 922	1 822
735	Miscellaneous equipment rental and leasing -----	181	207	118 518	75 702	56.6	32 268	21 419	50.7	1 468	1 353
7352	Medical equipment rental and leasing ---	23	19	14 366	10 167	41.3	2 528	1 807	39.9	122	135
7353	Heavy construction equipment rental and leasing -----	26	37	24 712	14 434	71.2	10 123	4 687	116.0	389	258
7359	Equipment rental and leasing, n.e.c. ---	132	151	79 440	51 101	55.5	19 617	14 925	31.4	957	960
736	Personnel supply services -----	112	64	127 932	55 152	132.0	90 684	40 401	124.5	8 453	3 868
7361	Employment agencies -----	33	23	4 953	3 830	29.3	2 461	2 186	12.6	129	189
7363	Help supply services -----	79	41	122 979	51 322	139.6	88 223	38 215	130.9	8 324	3 679
737	Computer programming, data processing, and other computer related services ---	256	154	186 530	94 534	97.3	67 417	35 019	92.5	2 082	1 400
7371, 2, 3	Computer programming, prepackaged software, and integrated systems -----	151	77	111 149	43 071	158.1	40 683	17 709	129.7	1 065	679
7371	Computer programming services -----	102	53	63 991	29 276	118.6	27 910	12 615	121.2	688	475
7372	Prepackaged software -----	27	15	26 617	7 292	265.0	8 499	2 427	250.2	232	94
7373	Computer integrated systems -----	22	9	20 541	6 503	215.9	4 274	2 667	60.3	145	110
7374, 5, 6	Data processing services -----	38	38	31 828	27 323	16.5	12 886	9 819	31.2	596	467
7374, 5	Computer processing, information retrieval -----	37	36	(D)	(D)	(D)	(D)	(D)	(D)	FF	EE
7376	Computer facilities management services -----	1	2	(D)	(D)	(D)	(D)	(D)	(D)	BB	BB
7377, 8, 9	Computer rental and leasing, maintenance, and related services, n.e.c. -----	67	39	43 553	24 140	80.4	13 848	7 491	84.9	421	254
7377	Computer rental and leasing -----	1	2	(D)	(D)	(D)	(D)	(D)	(D)	AA	AA
7378	Computer maintenance and repair -----	34	23	23 255	16 368	42.1	5 162	3 930	31.3	189	151
7379	Computer related services, n.e.c. ---	32	14	(D)	(D)	(D)	(D)	(D)	(D)	CC	BB
738	Miscellaneous business services -----	399	315	144 649	95 592	51.3	59 362	43 770	35.6	6 012	3 591
7381, 2	Detective agencies and protective services -----	91	70	58 241	49 401	17.9	34 910	31 675	10.2	2 802	2 397
7381	Detective, guard, and armored car services -----	72	60	49 761	45 543	9.3	31 927	30 326	5.3	2 651	2 321
7382	Security systems services -----	19	10	8 480	3 858	119.8	2 983	1 349	121.1	151	76
7383	News syndicates -----	3	4	(D)	(D)	(D)	(D)	(D)	(D)	BB	BB
7384	Photofinishing laboratories* -----	49	55	15 958	(D)	(D)	3 443	(D)	(D)	254	EE
7389	Business services, n.e.c. -----	256	186	(D)	29 474	(D)	(D)	8 285	(D)	HH	879
7389 pt.	Sign painting shops -----	18	14	(D)	968	(D)	(D)	210	(D)	BB	22
7389 pt.	Interior designing -----	21	15	4 783	1 854	158.0	443	284	56.0	46	29
7389 pt.	Telephone answering services -----	22	25	4 301	4 062	5.9	1 833	1 545	18.6	216	186
7389 pt.	Other business services -----	195	132	57 993	22 590	156.7	17 570	6 246	181.3	2 640	642

Table 3a. Comparative Statistics for Firms Subject to Federal Income Tax for the State: 1992 and 1987 — Con.

[Includes only establishments with payroll. For meaning of abbreviations and symbols, see introductory text. For explanation of terms and comparability of 1987 and 1992 censuses, see appendix A]

SIC code	Kind of business or operation	Establishments		Receipts			Annual payroll			Paid employees for pay period including March 12	
		1992 (number)	1987 (number)	1992 (\$1,000)	1987 (\$1,000)	Percent change 1987 to 1992	1992 (\$1,000)	1987 (\$1,000)	Percent change 1987 to 1992	1992 (number)	1987 (number)
75	Automotive repair, services, and parking	1 041	937	367 723	268 759	36.8	80 197	61 563	30.3	5 120	4 683
751	Automotive rental and leasing, without drivers	54	63	113 451	76 698	47.9	12 871	11 081	16.2	769	643
7513	Truck rental and leasing, without drivers	15	20	41 233	(D)	(D)	5 461	(D)	(D)	256	CC
7514, 5	Passenger car rental and leasing	32	42	71 148	48 125	47.8	7 254	6 382	13.7	505	403
7519	Utility trailer and recreational vehicle rental	7	1	1 070	(D)	(D)	156	(D)	(D)	8	AA
752	Automobile parking	13	7	3 593	3 956	-9.2	780	692	12.7	87	80
753	Automotive repair shops	814	740	214 291	163 402	31.1	54 778	41 463	32.1	3 224	2 972
7532	Top, body, and upholstery repair shops and paint shops	185	163	53 003	39 430	34.4	14 517	11 319	28.3	802	838
7532 pt.	Top and body repair shops	164	149	47 384	35 522	33.4	12 724	9 994	27.3	692	765
7532 pt.	Paint shops	21	14	5 619	3 908	43.8	1 793	1 325	35.3	110	73
7538	General automotive repair shops	421	387	106 026	81 269	30.5	26 269	18 518	41.9	1 576	1 370
7538 pt.	General automotive repair shops, except diesel	369	354	86 785	62 106	39.7	21 554	14 985	43.8	1 303	1 187
7538 pt.	Diesel repair shops	52	33	19 241	19 163	.4	4 715	3 533	33.5	273	183
7533, 4, 6, 7, 9	Other automotive repair shops	208	190	55 262	42 703	29.4	13 992	11 626	20.4	846	764
7533	Automotive exhaust system repair shops	30	25	7 081	4 717	50.1	1 911	1 142	67.3	101	79
7534	Tire retreading and repair shops	8	11	4 782	5 184	-7.8	1 139	1 080	5.5	48	64
7536	Automotive glass replacement shops	35	23	11 638	7 807	49.1	2 590	2 353	10.1	184	169
7537	Automotive transmission repair shops	49	48	11 949	10 448	14.4	3 346	3 119	7.3	194	207
7539	Automotive repair shops, n.e.c.	86	83	19 812	14 547	36.2	5 006	3 932	27.3	319	245
7539 pt.	Radiator repair	25	26	5 621	4 015	40.0	1 266	1 100	15.1	80	64
7539 pt.	Brake, front end, and wheel alignment	33	33	8 339	6 972	19.6	2 363	1 871	26.3	145	122
7539 pt.	Automotive electrical and fuel system services	21	19	4 270	2 884	48.1	1 077	789	36.5	71	48
7539 pt.	Other automotive repair shops, n.e.c.	7	5	1 582	676	134.0	300	172	74.4	23	11
754	Automotive services, except repair	160	127	36 388	24 703	47.3	11 768	8 327	41.3	1 040	988
7542	Carwashes	79	75	14 668	13 278	10.5	5 219	4 749	9.9	599	682
7549	Automotive services, except repair and carwashes	81	52	21 720	11 425	90.1	6 549	3 578	83.0	441	306
76	Miscellaneous repair services	454	408	126 305	77 786	62.4	36 409	22 701	60.4	2 090	1 752
762	Electrical repair shops	127	127	38 479	23 966	60.6	12 043	7 666	57.1	677	552
7622	Radio and television repair shops	54	50	13 885	8 374	65.8	3 572	2 372	50.6	228	195
7623, 9	Other electrical and electronic repair shops	73	77	24 594	15 592	57.7	8 471	5 294	60.0	449	357
7623	Refrigeration and air-conditioning service and repair shops	16	19	5 684	5 579	1.9	1 642	2 094	-21.6	76	114
7629	Electrical and electronic repair shops, n.e.c.	57	58	18 910	10 013	88.9	6 829	3 200	113.4	373	243
763	Watch, clock, and jewelry repair	4	8	2 262	494	-42.9	121	104	16.3	9	13
764	Reupholstery and furniture repair	36	35	3 886	2 991	12.5	1 036	870	19.1	93	90
769	Miscellaneous repair and related services	287	238	84 178	50 335	67.2	23 209	14 061	65.1	1 311	1 097
7692	Welding repair	58	45	12 135	6 663	82.1	3 212	1 793	79.1	250	203
7694	Armature rewinding shops	12	18	8 675	10 397	-16.6	2 672	3 233	-17.4	125	159
7699	Repair shops and related services, n.e.c.	217	175	63 368	33 275	90.4	17 325	9 035	91.8	936	735
78, 79, 84	Amusement and recreation services, including motion pictures and museums	623	518	304 625	197 348	54.4	60 996	45 288	34.7	6 679	6 434
781, 2	Motion picture production, distribution, and services	45	27	15 299	7 274	110.3	3 912	2 422	61.5	169	138
783	Motion picture theaters	60	68	36 741	24 002	53.1	5 368	3 421	56.9	867	697
7832	Motion picture theaters, except drive-in	54	62	35 482	23 128	53.4	5 163	3 283	57.3	843	683
7833	Drive-in motion picture theaters	6	6	1 259	874	44.1	205	138	48.6	24	14
784	Video tape rental	143	101	24 937	15 742	58.4	5 197	3 832	35.6	807	500
792	Theatrical producers (except motion picture), bands, orchestras, and entertainers	20	22	7 862	3 088	154.6	1 679	1 468	14.4	122	152
7922	Theatrical producers (except motion picture) and miscellaneous theatrical services	5	11	4 445	1 515	193.4	672	642	4.7	54	110
7929	Bands, orchestras, actors, and other entertainers and entertainment groups	15	11	3 417	1 573	117.2	1 007	826	21.9	68	42
793	Bowling centers	35	37	12 855	11 895	8.1	3 752	3 141	19.5	453	521
79 ex. 792, 3, 84	Commercial sports and other amusement and recreation services, including museums	320	263	206 931	135 347	52.9	41 088	31 004	32.5	4 261	4 426
794	Commercial sports	20	21	50 481	40 677	24.1	10 208	8 128	25.6	435	640
7941	Professional sports clubs, managers, promoters	2	2	(D)	(D)	(D)	(D)	(D)	(D)	AA	AA
7948	Racing, including track operation	18	19	(D)	(D)	(D)	(D)	(D)	(D)	EE	FF
79 ex. 792, 3, 4, 84	Other amusement and recreation services, including museums	300	242	156 450	94 670	65.3	30 880	22 876	35.0	3 826	3 786
791	Dance studios, schools, and halls	24	21	2 647	1 561	69.6	827	555	49.0	146	118
7991	Physical fitness facilities	59	64	13 198	10 873	21.4	3 190	3 630	-12.1	528	732
7992	Public golf courses	15	4	6 468	(D)	(D)	1 887	(D)	(D)	131	BB
7993	Coin-operated amusement devices	33	34	8 438	7 877	7.1	1 531	1 263	21.2	111	137
7996	Amusement parks	8	3	(D)	(D)	(D)	(D)	(D)	(D)	BB	BB
7997	Membership sports and recreation clubs	24	22	19 661	13 526	45.4	5 653	4 494	25.8	523	582
7999, 84	Amusement and recreation services, including museums, n.e.c.	137	94	(D)	(D)	(D)	(D)	(D)	(D)	GG	GG

Table 3a. Comparative Statistics for Firms Subject to Federal Income Tax for the State: 1992 and 1987 — Con.

[Includes only establishments with payroll. For meaning of abbreviations and symbols, see introductory text. For explanation of terms and comparability of 1987 and 1992 censuses, see appendix A]

SIC code	Kind of business or operation	Establishments		Receipts			Annual payroll			Paid employees for pay period including March 12	
		1992 (number)	1987 (number)	1992 (\$1,000)	1987 (\$1,000)	Percent change 1987 to 1992	1992 (\$1,000)	1987 (\$1,000)	Percent change 1987 to 1992	1992 (number)	1987 (number)
80	Health services	2 399	2 320	1 478 070	970 256	52.3	618 853	390 683	58.4	23 645	18 913
801	Offices and clinics of doctors of medicine ..	1 033	1 092	620 805	414 279	49.9	310 639	198 505	56.5	6 813	5 824
8011 pt.	Offices of doctors of medicine	1 003	1 068	(D)	383 286	(D)	(D)	188 617	(D)	II	5 244
8011 pt.	General medical clinics	30	24	(D)	30 993	(D)	(D)	9 888	(D)	GG	580
802	Offices and clinics of dentists	532	539	160 064	110 432	44.9	58 173	39 385	47.7	2 821	2 475
803	Offices and clinics of doctors of osteopathy	57	52	18 596	12 238	52.0	7 202	5 406	33.2	277	239
804	Offices and clinics of other health practitioners	489	389	102 685	62 934	63.2	29 456	18 560	58.7	1 755	1 268
8041	Offices and clinics of chiropractors	185	137	34 298	21 656	58.4	8 638	5 239	64.9	549	368
8042	Offices and clinics of optometrists	104	107	30 091	20 116	49.6	6 623	4 686	41.3	420	353
8043	Offices and clinics of podiatrists	33	40	8 215	5 821	41.1	2 549	2 194	16.2	145	116
8049	Offices and clinics of health practitioners, n.e.c.	167	105	30 081	15 341	96.1	11 646	6 441	80.8	641	431
805	Nursing and personal care facilities	46	51	103 820	57 812	79.6	45 178	26 001	73.8	3 810	3 194
8051	Skilled nursing care facilities	36	28	90 253	39 853	126.5	39 157	17 232	127.2	3 335	1 836
8052	Intermediate care facilities	6	9	12 872	6 824	88.6	5 888	3 068	91.9	454	679
8059	Nursing and personal care facilities, n.e.c.	4	14	695	11 135	-93.8	133	5 701	-97.7	21	679
806	Hospitals	16	15	315 596	242 929	29.9	116 829	78 466	48.9	5 184	4 356
807, 8, 9	Other health services	226	182	156 504	69 632	124.8	51 376	24 360	110.9	2 985	1 557
807	Medical and dental laboratories	108	114	83 523	44 164	89.1	24 065	14 577	65.1	1 039	698
8071	Medical laboratories	62	66	74 898	37 621	99.1	21 226	11 901	78.4	874	520
8072	Dental laboratories	46	48	8 625	6 543	31.8	2 839	2 676	6.1	165	178
808	Home health care services	46	22	29 702	6 928	328.7	14 007	3 992	250.9	1 364	561
809	Miscellaneous health and allied services, n.e.c.	72	46	43 279	18 540	133.4	13 304	5 791	129.7	582	298
8092	Kidney dialysis centers	9	5	12 710	6 834	86.0	3 626	1 498	142.1	125	85
8093	Specialty outpatient facilities, n.e.c.	41	26	17 783	8 028	121.5	6 984	2 738	155.1	325	118
8099	Health and allied services, n.e.c.	22	15	12 786	3 678	247.6	2 694	1 555	73.2	132	95
81	Legal services	992	833	379 178	261 643	44.9	168 128	126 194	33.2	4 851	4 287
823, 4, 9	Selected educational services	84	66	30 517	17 122	78.2	12 185	5 294	130.2	536	527
823	Libraries	3	1	145	(D)	(D)	21	(D)	(D)	3	AA
824	Vocational schools	28	20	10 566	(D)	(D)	3 770	(D)	(D)	220	CC
829	Schools and educational services, n.e.c.	53	45	19 806	10 977	80.4	8 394	3 132	168.0	313	344
83	Social services	270	206	55 058	28 436	93.6	23 861	11 743	103.2	2 384	1 317
835	Child day care services	153	133	19 197	10 611	80.9	7 970	4 496	77.3	1 166	719
832, 3, 6, 9	Other social services	117	73	35 861	17 825	101.2	15 891	7 247	119.3	1 218	598
87 ex. 8733	Engineering, accounting, research, management, and related services (except noncommercial research organizations) ..	1 447	1 228	1 992 094	1 522 788	30.8	819 255	626 481	30.8	23 678	20 158
871	Engineering, architectural, and surveying services	533	476	522 554	370 427	41.1	219 719	159 358	37.9	6 446	5 823
8711	Engineering services	308	251	451 052	306 780	47.0	194 504	135 661	43.4	5 421	4 591
8712	Architectural services	132	139	47 427	50 857	-6.7	15 412	17 816	-13.5	583	850
8713	Surveying services	93	86	24 075	12 790	88.2	9 803	5 881	66.7	442	382
872	Accounting, auditing, and bookkeeping services	532	485	110 804	(D)	(D)	44 620	(D)	(D)	2 364	GG
873 ex. 8733	Research, development, and testing services (except noncommercial research organizations)	111	84	161 791	110 226	46.8	82 595	49 737	66.1	2 576	1 825
8731	Commercial physical and biological research	58	40	115 057	86 786	32.6	62 669	39 866	57.2	1 678	1 297
8732	Commercial economic, sociological, and educational research	23	21	7 214	'6 047	19.3	2 773	'2 948	-5.9	291	'232
8734	Testing laboratories	30	23	39 520	13 619	190.2	17 153	5 513	211.1	607	260
874	Management and public relations services ..	271	183	1 196 945	(D)	(D)	472 321	(D)	(D)	12 292	JJ
8741	Management services	58	42	(D)	15 033	(D)	(D)	6 540	(D)	FF	364
8742	Management consulting services	125	91	(D)	19 623	(D)	(D)	7 406	(D)	EE	393
8743	Public relations services	11	10	(D)	2 058	(D)	(D)	439	(D)	AA	24
8744	Facilities support management services ..	27	9	(D)	(D)	(D)	(D)	(D)	(D)	JJ	II
8748	Business consulting services, n.e.c.	50	31	(D)	3 925	(D)	(D)	1 477	(D)	EE	95
89	Services, n.e.c.	152	148	76 610	25 998	194.7	30 241	11 653	159.5	846	550

Table 3b. Comparative Statistics for Firms Exempt From Federal Income Tax for the State: 1992 and 1987

[Includes only establishments with payroll. For meaning of abbreviations and symbols, see introductory text. For explanation of terms and comparability of 1987 and 1992 censuses, see appendix A]

SIC code	Kind of business or operation	Establishments		Expenses			Annual payroll			Paid employees for pay period including March 12	
		1992 (number)	1987 (number)	1992 (\$1,000)	1987 (\$1,000)	Percent change 1987 to 1992	1992 (\$1,000)	1987 (\$1,000)	Percent change 1987 to 1992	1992 (number)	1987 (number)
	Total -----	1 480	1 232	1 837 488	1 080 747	70.0	849 342	504 741	68.3	42 949	30 914
7032, 704	Camps and membership lodging -----	13	18	6 109	6 291	-2.9	3 371	1 455	131.7	167	121
792, 7991 pt., 7997, 7999 pt., 84	Selected amusement, recreation, and related services -----	93	73	44 093	36 231	21.7	17 628	12 064	46.1	1 326	1 133
792	Theatrical producers (except motion picture), bands, orchestras, and entertainers -----	21	18	15 900	10 332	53.9	7 262	4 793	51.5	334	451
7991 pt., 7997	Gymnasiums, athletic clubs, and membership sports and recreation clubs -----	43	36	18 183	20 888	-13.0	7 697	6 002	28.2	815	565
7999 pt. 84	Fairs -----	7	5	3 400	1 525	123.0	317	157	101.9	14	9
	Museums, art galleries, and botanical and zoological gardens -----	22	14	6 610	3 486	89.6	2 352	1 112	111.5	163	108
8011 pt.; 8021 pt.; 805, 6, 8, 9	Selected health services -----	199	179	1 367 788	801 510	70.7	660 211	392 314	68.3	28 188	20 406
8011 pt., 8021 pt.	Clinics of doctors of medicine and dentists -----	46	41	32 412	11 303	186.8	15 343	4 768	221.8	842	325
805	Nursing and personal care facilities -----	26	23	68 580	37 098	84.9	36 023	18 985	89.7	2 629	2 054
806	Hospitals -----	51	52	1 212 121	730 106	66.0	580 914	356 301	63.0	22 672	17 172
808, 9	Other health services -----	76	63	54 675	23 003	137.7	27 931	12 260	127.8	2 045	855
808	Home health care services -----	22	12	22 580	6 474	248.8	14 231	4 041	252.2	1 267	317
809	Miscellaneous health and allied services, n.e.c. -----	54	51	32 095	16 529	94.2	13 700	8 219	66.7	778	538
8111 pt.	Legal aid societies and similar legal services -----	25	25	5 229	3 921	33.4	3 288	2 235	47.1	159	127
823, 4, 9	Selected educational services -----	44	32	15 866	5 891	169.3	4 089	2 623	55.9	251	326
83	Social services -----	539	428	204 942	104 458	96.2	91 240	48 014	90.0	8 240	5 149
835	Child day care services -----	100	91	21 732	10 371	109.5	11 808	5 864	101.4	1 301	831
832, 3, 6, 9	Other social services -----	439	337	183 210	94 087	94.7	79 432	42 150	88.5	6 939	4 318
861, 2, 4, 9	Selected membership organizations -----	509	438	138 333	82 294	68.1	39 997	27 172	47.2	3 545	2 908
861	Business associations -----	106	93	30 760	20 990	46.5	9 881	6 838	44.5	512	418
864	Civic, social, and fraternal associations -----	286	244	71 477	39 959	78.9	18 386	13 056	40.8	2 228	1 966
862, 9	Other membership organizations -----	117	101	36 096	21 345	69.1	11 730	7 278	61.2	805	524
873, 4 ex. 8744	Research, testing, and consulting services, except facilities support management services -----	58	39	55 128	40 151	37.3	29 518	18 864	56.5	1 073	744
873	Research, development, and testing services -----	41	27	51 552	38 386	34.3	28 140	18 125	55.3	1 005	702
8731	Commercial physical and biological research -----	5	8	15 840	11 834	33.9	11 545	7 795	48.1	312	271
8732	Commercial economic, sociological, and educational research -----	6	2	(D)	(D)	(D)	(D)	(D)	(D)	AA	AA
8733	Noncommercial research organizations -----	29	16	35 047	26 300	33.3	16 282	10 256	58.8	678	426
8734	Testing laboratories -----	1	1	(D)	(D)	(D)	(D)	(D)	(D)	AA	AA
874 ex. 8744	Management and public relations services, except facilities support management services -----	17	12	3 576	1 765	102.6	1 378	739	86.5	68	42

Places With 2,500 Inhabitants or More: 1992

appendix A. For information on geographic areas followed by ▲, see appendix F]

Selected kind-of-business or operation groups —Con.														
Miscellaneous repair services (SIC 76)		Amusement and recreation services, including motion pictures and museums (SIC 78, 79, 84)		Health services (SIC 80)		Legal services (SIC 81)		Selected educational services (SIC 823, 4, 9)		Social services (SIC 83)		Engineering, accounting, research, management, and related services (except noncommercial research organizations) (SIC 87 ex. 8733)		
Number	Receipts (\$1,000)	Number	Receipts (\$1,000)	Number	Receipts (\$1,000)	Number	Receipts (\$1,000)	Number	Receipts (\$1,000)	Number	Receipts (\$1,000)	Number	Receipts (\$1,000)	
454	126 305	623	304 625	2 399	1 478 070	992	379 178	84	30 517	270	55 058	1 447	1 992 094	1
179	50 229	206	167 026	997	804 773	522	236 604	48	(D)	120	(D)	742	(D)	2
152	(D)	175	116 397	942	(D)	512	234 803	43	10 858	105	33 458	695	(D)	3
—	—	1	(D)	1	(D)	—	—	1	(D)	—	—	3	(D)	4
2	(D)	3	(D)	4	1 193	—	—	—	—	4	749	2	(D)	5
25	(D)	27	(D)	50	(D)	10	1 801	4	(D)	11	(D)	42	(D)	6
—	—	—	—	—	—	—	—	—	—	—	—	—	(D)	7
13	4 076	17	4 046	95	37 166	32	14 000	1	(D)	9	(D)	35	7 775	8
11	(D)	17	4 046	92	36 790	32	14 000	1	(D)	7	(D)	33	(D)	9
2	(D)	—	—	3	376	—	—	—	—	2	(D)	2	(D)	10
2	(D)	10	1 169	19	5 710	5	(D)	—	—	2	(D)	4	(D)	11
1	(D)	7	819	19	5 710	5	(D)	—	—	2	(D)	4	(D)	12
1	(D)	3	350	—	—	—	—	—	—	—	—	—	—	13
1	(D)	13	3 473	24	6 010	8	1 648	—	—	2	(D)	13	1 571	14
1	(D)	6	2 005	22	(D)	8	1 648	—	—	1	(D)	9	1 274	15
—	—	7	1 468	2	(D)	—	—	—	—	1	(D)	4	297	16
24	4 793	15	3 505	71	29 346	21	4 031	1	(D)	15	(D)	32	4 954	17
21	(D)	14	(D)	70	(D)	21	4 031	—	—	13	579	26	4 091	18
3	(D)	1	(D)	1	(D)	—	—	1	(D)	2	(D)	6	863	19
1	(D)	1	(D)	3	1 242	—	—	—	—	—	—	—	—	20
36	10 168	40	17 774	219	121 035	54	14 412	9	1 711	19	4 667	110	110 281	21
26	5 553	29	6 577	205	95 845	52	(D)	9	1 711	19	4 667	84	73 824	22
—	—	3	(D)	—	—	—	—	—	—	—	—	—	—	23
10	4 615	8	(D)	14	25 190	2	(D)	—	—	—	—	26	36 457	24
21	8 213	24	2 986	83	55 518	18	4 352	—	—	7	(D)	25	5 750	25
7	2 830	4	(D)	18	(D)	4	1 844	—	—	4	265	9	1 723	26
11	4 997	18	(D)	63	51 927	14	2 508	—	—	3	(D)	16	4 027	27
3	386	2	(D)	2	(D)	—	—	—	—	—	—	—	—	28
6	611	7	(D)	34	12 102	6	1 606	1	(D)	4	(D)	13	2 121	29
—	(D)	1	(D)	1	(D)	—	—	—	—	—	—	—	—	30
5	(D)	4	(D)	32	(D)	6	1 606	—	—	4	(D)	12	(D)	31
1	(D)	2	(D)	1	(D)	—	—	1	(D)	—	—	1	(D)	32
1	(D)	—	—	4	2 613	1	(D)	—	—	—	—	3	(D)	33
—	—	—	—	—	—	—	—	—	—	—	—	—	—	34
—	—	2	(D)	1	(D)	—	—	—	—	—	—	—	(D)	35
—	—	2	(D)	1	(D)	—	—	—	—	—	—	—	(D)	36
—	—	—	—	—	—	—	—	—	—	—	—	—	—	37
40	15 655	24	3 522	69	60 299	25	5 276	—	—	9	(D)	27	10 139	38
2	(D)	2	(D)	—	—	—	—	—	—	—	(D)	1	(D)	39
24	11 848	16	(D)	56	57 239	19	4 092	—	—	8	(D)	20	9 446	40
7	2 015	5	592	11	(D)	6	1 184	—	—	1	(D)	4	(D)	41
7	(D)	1	(D)	2	(D)	—	—	—	—	—	—	2	(D)	42
3	(D)	23	13 549	25	8 350	7	1 813	—	—	2	(D)	16	2 430	43
1	(D)	15	2 383	22	8 143	6	(D)	—	—	2	(D)	15	(D)	44
2	(D)	8	11 166	3	207	1	(D)	—	—	—	—	1	(D)	45
3	318	5	987	49	16 854	6	854	1	(D)	4	476	25	154 645	46
3	(D)	7	616	14	3 233	7	1 165	—	—	2	(D)	6	594	47
3	(D)	7	616	14	3 233	7	1 165	—	—	2	(D)	6	594	48
—	—	—	—	—	—	—	—	—	—	—	—	—	—	49
8	1 012	19	4 098	35	15 447	11	2 348	1	(D)	4	(D)	14	2 379	50
7	(D)	17	(D)	35	15 447	10	(D)	—	—	3	(D)	13	(D)	51
1	(D)	2	(D)	—	—	1	(D)	—	—	1	(D)	1	(D)	52
—	—	—	—	1	(D)	—	—	—	—	—	—	—	—	53
7	1 232	19	13 575	49	18 639	17	2 943	2	(D)	4	341	25	65 414	54
7	1 232	11	(D)	46	17 983	16	(D)	1	(D)	3	(D)	16	6 239	55
—	—	2	(D)	—	—	—	—	—	—	—	—	—	(D)	56
—	—	6	(D)	3	656	1	(D)	1	(D)	1	(D)	8	(D)	57
6	563	4	638	15	4 158	4	615	—	—	2	(D)	3	469	58
5	(D)	4	638	15	4 158	4	615	—	—	1	(D)	3	469	59
1	(D)	—	—	—	—	—	—	—	—	1	(D)	—	—	60
5	341	10	3 005	30	(D)	5	462	1	(D)	5	(D)	15	2 139	61
2	(D)	4	(D)	25	(D)	4	(D)	—	—	2	(D)	6	582	62
3	(D)	6	(D)	5	(D)	1	(D)	—	—	3	(D)	9	1 557	63
3	522	6	935	21	13 231	3	599	—	—	4	308	9	1 613	64
2	(D)	5	(D)	21	13 231	3	599	—	—	3	(D)	8	(D)	65
1	(D)	1	(D)	—	—	—	—	—	—	1	(D)	1	(D)	66
8	780	21	8 646	34	11 874	10	1 400	1	(D)	5	1 084	34	6 160	67
1	(D)	3	(D)	—	—	2	(D)	—	—	—	—	1	(D)	68
1	(D)	6	(D)	5	(D)	—	—	—	—	—	—	—	(D)	69
3	180	7	1 560	23	9 254	8	(D)	—	—	4	(D)	19	3 196	70
3	(D)	5	4 917	6	(D)	—	—	—	—	1	(D)	6	467	71
34	17 755	30	6 701	120	58 200	38	7 350	3	831	10	1 054	60	21 768	72
1	(D)	1	(D)	9	2 532	1	(D)	—	—	—	—	1	(D)	73
2	(D)	2	(D)	4	(D)	—	—	—	—	—	—	2	(D)	74
23	14 603	19	5 557	105	54 071	23	5 077	3	831	8	(D)	44	15 042	75
8	2 879	8	(D)	2	(D)	14	(D)	—	—	2	(D)	13	(D)	76
5	1 383	6	910	38	12 300	10	870	—	—	4	90	8	597	77
5	1 383	6	910	37	(D)	10	870	—	—	3	(D)	8	597	78
—	—	—	—	1	(D)	—	—	—	—	1	(D)	—	—	79
26	5 497	62	30 629	256	128 893	131	68 569	13	(D)	24	2 686	175	60 661	80
—	—	—	—	1	(D)	2	(D)	—	—	—	—	—	—	81
22	5 115	56	21 621	249	126 223	126	68 139	13	(D)	22	(D)	160	59 268	82
4	382	6	9 008	6	(D)	3	(D)	—	—	2	(D)	15	1 393	83

SERVICE INDUSTRIES—GEOGRAPHIC AREA SERIES

Table 4. Summary Statistics for Firms Subject to Federal Income Tax for Counties and for

[Includes only establishments with payroll. For meaning of abbreviations and symbols, see introductory text. For explanation of terms and comparability of 1987 and 1992 censuses, see

	Geographic area	Estab- lish- ments (number)	Receipts (\$1,000)	Annual payroll (\$1,000)	First- quarter payroll (\$1,000)	Paid employees for pay period including March 12 (number)	Selected kind-of-business or operation groups							
							Hotels, rooming houses, camps, and other lodging places (except membership lodging) (SIC 70 ex. 704)		Personal services (SIC 72)		Business services (SIC 73)		Automotive repair, services, and parking (SIC 75)	
							Number	Receipts (\$1,000)	Number	Receipts (\$1,000)	Number	Receipts (\$1,000)	Number	Receipts (\$1,000)
1	Sierra County -----	40	6 714	1 644	359	171	9	1 274	3	(D)	1	(D)	3	271
2	Truth or Consequences ---	32	4 421	1 076	248	115	5	996	3	(D)	1	(D)	3	271
3	Balance of county -----	8	2 293	568	111	56	4	278	—	—	—	—	—	—
4	Socorro County -----	59	13 379	4 330	981	265	8	2 825	5	423	4	(D)	8	1 687
5	Socorro -----	55	13 228	4 303	966	256	8	2 825	4	(D)	4	(D)	8	1 687
6	Balance of county -----	4	151	27	15	9	—	—	1	(D)	—	—	—	—
7	Taos County -----	229	73 783	21 653	7 206	2 467	73	41 021	16	2 521	25	4 393	11	1 337
8	Taos -----	142	43 528	11 845	2 919	1 057	35	22 410	9	1 727	17	3 276	4	720
9	Balance of county -----	87	30 255	9 808	4 287	1 410	38	18 611	7	794	8	1 117	7	617
10	Torrance County -----	31	9 477	2 261	488	194	7	1 374	4	(D)	4	79	1	(D)
11	Union County -----	23	4 877	1 135	255	115	6	951	4	531	—	—	3	(D)
12	Valencia County -----	175	40 353	13 209	2 869	1 004	6	1 572	23	3 615	21	(D)	23	4 494
13	Belen -----	67	14 540	4 521	1 063	408	4	(D)	11	2 411	11	1 017	8	1 734
14	Bosque Farms -----	18	3 669	912	217	90	—	—	3	349	1	(D)	5	1 337
15	Los Lunas -----	57	17 545	6 261	1 333	391	1	(D)	5	581	4	598	4	369
16	Balance of county -----	33	4 599	1 515	256	115	1	(D)	4	274	5	(D)	6	1 054

Places With 2,500 Inhabitants or More: 1992 —Con.

appendix A. For information on geographic areas followed by ▲, see appendix F]

Selected kind-of-business or operation groups —Con.														
Miscellaneous repair services (SIC 76)		Amusement and recreation services, including motion pictures and museums (SIC 78, 79, 84)		Health services (SIC 80)		Legal services (SIC 81)		Selected educational services (SIC 823, 4, 9)		Social services (SIC 83)		Engineering, accounting, research, management, and related services (except noncommercial research organizations) (SIC 87 ex. 8733)		
Number	Receipts (\$1,000)	Number	Receipts (\$1,000)	Number	Receipts (\$1,000)	Number	Receipts (\$1,000)	Number	Receipts (\$1,000)	Number	Receipts (\$1,000)	Number	Receipts (\$1,000)	
2	(D)	6	2 098	8	954	3	686	—	—	—	—	5	(D)	1
1	(D)	4	(D)	7	(D)	3	686	—	—	—	—	5	(D)	2
1	(D)	2	(D)	1	(D)	—	—	—	—	—	—	—	—	3
3	(D)	3	(D)	10	3 350	6	482	—	—	—	—	11	2 712	4
3	(D)	3	(D)	10	3 350	6	482	—	—	—	—	8	(D)	5
—	—	—	—	—	—	—	—	—	—	—	—	3	(D)	6
5	594	25	8 752	30	7 998	21	3 542	2	(D)	5	1 610	13	1 664	7
2	(D)	13	2 108	27	7 651	20	(D)	1	(D)	2	(D)	9	1 460	8
3	(D)	12	6 644	3	347	1	(D)	1	(D)	3	(D)	4	204	9
—	—	6	621	5	(D)	—	—	—	—	1	(D)	3	(D)	10
1	(D)	—	—	4	1 887	2	(D)	—	—	—	—	3	408	11
8	1 006	12	3 306	36	17 850	19	2 528	—	—	7	(D)	16	(D)	12
4	491	6	886	12	6 231	5	(D)	—	—	3	(D)	3	311	13
—	—	3	845	3	847	—	—	—	—	—	—	2	(D)	14
3	(D)	3	1 575	14	9 486	13	2 080	—	—	3	(D)	6	1 185	15
1	(D)	—	—	7	1 286	1	(D)	—	—	1	(D)	5	(D)	16

Table 5. Summary Statistics for Firms Subject to Federal Income Tax for Places With 350 Establishments or More: 1992

[Includes only establishments with payroll. For meaning of abbreviations and symbols, see introductory text. For explanation of terms and comparability of 1987 and 1992 censuses, see appendix A. For information on geographic areas followed by ▲, see appendix F]

SIC code	Geographic area and kind of business or operation	Establishments (number)	Receipts (\$1,000)	Annual payroll (\$1,000)	First-quarter payroll (\$1,000)	Paid employees for pay period including March 12 (number)
ALBUQUERQUE						
	Total	4 268	(D)	(D)	(D)	LL
70 ex. 704	Hotels, rooming houses, camps, and other lodging places (except membership lodging)	104	153 393	39 460	9 868	3 895
7011	Hotels and motels	95	(D)	(D)	(D)	HH
7011 pt.	Hotels	39	123 869	33 909	8 601	3 169
7011 pt.	Hotels, 25 guestrooms or more	36	(D)	(D)	(D)	HH
7011 pt.	Hotels, less than 25 guestrooms	3	(D)	(D)	(D)	AA
7011 pt.	Motels, motor hotels, and tourist courts	56	(D)	(D)	(D)	FF
7011 pt.	Motels, tourist courts	46	(D)	(D)	(D)	EE
7011 pt.	Motor hotels	10	9 826	1 957	467	293
702, 3	Other lodging places	9	(D)	(D)	(D)	BB
702	Rooming and boarding houses	1	(D)	(D)	(D)	AA
703	Camps and recreational vehicle parks	8	2 293	377	68	32
72	Personal services	373	(D)	(D)	(D)	HH
721	Laundry, cleaning, and garment services	120	36 063	10 666	2 392	905
7211	Power laundries, family and commercial*	4	(D)	(D)	(D)	BB
7213	Linen supply*	3	(D)	(D)	(D)	AA
7215	Coin-operated laundries and drycleaning	26	5 790	779	194	76
7216	Drycleaning plants, except rug cleaning*	53	(D)	(D)	(D)	EE
7217	Carpet and upholstery cleaning	17	3 077	926	183	68
7218	Industrial laundries*	5	14 041	4 143	970	292
7212, 9	Other laundry, cleaning, and garment services*	12	1 233	445	79	45
7212	Garment pressing, and agents for laundries and drycleaners	3	(D)	(D)	(D)	AA
7219	Laundry and garment services, n.e.c.*	9	(D)	(D)	(D)	BB
722	Photographic studios, portrait	35	7 381	1 869	422	188
723, 4	Beauty and barber shops	170	22 647	9 723	2 342	932
723	Beauty shops	157	21 995	9 463	2 278	902
724	Barber shops	13	652	260	64	30
725	Shoe repair shops and shoeshine parlors	8	(D)	(D)	(D)	AA
726	Funeral service and crematories	10	7 054	2 925	720	158
729	Miscellaneous personal services	30	9 543	3 125	1 016	638
7291	Tax return preparation services	6	(D)	(D)	(D)	EE
7299	Miscellaneous personal services, n.e.c.	24	(D)	(D)	(D)	CC
73	Business services	728	457 766	199 553	47 698	15 771
731	Advertising	48	(D)	(D)	(D)	EE
7311	Advertising agencies	36	17 659	6 588	1 618	259
7312	Outdoor advertising services	2	(D)	(D)	(D)	AA
7313	Radio, television, publishers' advertising representatives	6	(D)	(D)	(D)	BB
7319	Advertising, n.e.c.	4	(D)	(D)	(D)	BB
732	Consumer credit reporting agencies, mercantile reporting agencies, and adjustment and collection agencies	14	12 150	3 804	931	216
7322	Adjustment and collection services	9	(D)	(D)	(D)	CC
7323	Credit reporting services	5	(D)	(D)	(D)	BB
733	Mailing, reproduction, commercial art and photography, and stenographic services	75	26 598	8 681	1 930	441
7331	Direct mail advertising services	4	(D)	(D)	(D)	AA
7334	Photocopying and duplicating services	12	9 699	3 116	617	155
7335, 6	Commercial photography, art, and graphics	36	8 716	2 573	575	137
7335	Commercial photography	7	(D)	(D)	(D)	AA
7336	Commercial art and graphic design	29	(D)	(D)	(D)	CC
7338	Secretarial and court reporting services	23	(D)	(D)	(D)	CC
734	Services to dwellings and other buildings	116	28 988	13 408	2 883	1 918
7342	Disinfecting and pest control services	20	5 132	1 841	409	109
7349	Building cleaning and maintenance services, n.e.c.	96	23 856	11 567	2 474	1 809
735	Miscellaneous equipment rental and leasing	51	44 153	9 698	2 210	430
7352	Medical equipment rental and leasing	7	(D)	(D)	(D)	BB
7353	Heavy construction equipment rental and leasing	6	(D)	(D)	(D)	BB
7359	Equipment rental and leasing, n.e.c.	38	31 479	7 441	1 692	337
736	Personnel supply services	74	(D)	(D)	(D)	II
7361	Employment agencies	18	3 427	1 720	360	96
7363	Help supply services	56	(D)	(D)	(D)	II
7363 pt.	Temporary help supply	50	81 462	56 771	13 644	4 134
7363 pt.	Help supply, except temporary	6	(D)	(D)	(D)	HH
737	Computer programming, data processing, and other computer related services	146	132 072	45 786	10 606	1 241
7371, 2, 3	Computer programming, prepackaged software, and integrated systems	85	(D)	(D)	(D)	FF
7371	Computer programming services	61	(D)	(D)	(D)	FF
7372	Prepackaged software	16	(D)	(D)	(D)	CC
7373	Computer integrated systems	8	16 186	2 464	587	85
7374, 5, 6	Data processing services	22	(D)	(D)	(D)	CC
7374, 5	Computer processing, information retrieval	22	(D)	(D)	(D)	CC
7376	Computer facilities management services	-	-	-	-	-
7377, 8, 9	Computer rental and leasing, maintenance, and related services, n.e.c.	39	(D)	(D)	(D)	EE
7377	Computer rental and leasing	1	(D)	(D)	(D)	AA
7378	Computer maintenance and repair	17	(D)	(D)	(D)	CC
7379	Computer related services, n.e.c.	21	14 907	6 888	1 464	175

Table 5. Summary Statistics for Firms Subject to Federal Income Tax for Places With 350 Establishments or More: 1992 — Con.

[Includes only establishments with payroll. For meaning of abbreviations and symbols, see introductory text. For explanation of terms and comparability of 1987 and 1992 censuses, see appendix A. For information on geographic areas followed by ▲, see appendix F]

SIC code	Geographic area and kind of business or operation	Establishments (number)	Receipts (\$1,000)	Annual payroll (\$1,000)	First-quarter payroll (\$1,000)	Paid employees for pay period including March 12 (number)
ALBUQUERQUE—Con.						
73	Business services—Con.					
738	Miscellaneous business services	204	(D)	(D)	(D)	HH
7381, 2	Detective agencies and protective services	37	(D)	(D)	(D)	GG
7381	Detective, guard, and armored car services	31	(D)	(D)	(D)	GG
7382	Security systems services	6	4 685	1 444	279	57
7383	News syndicates	2	(D)	(D)	(D)	BB
7384	Photofinishing laboratories*	26	11 581	2 350	577	142
7389	Business services, n.e.c.	139	44 032	13 699	3 135	2 406
7389 pt.	Sign painting shops	10	(D)	(D)	(D)	BB
7389 pt.	Interior designing	8	(D)	(D)	(D)	AA
7389 pt.	Telephone answering services	9	2 491	1 050	264	102
7389 pt.	Other business services	112	(D)	(D)	(D)	GG
75	Automotive repair, services, and parking	382	221 815	44 405	10 611	2 631
751	Automotive rental and leasing, without drivers	28	105 542	11 382	2 813	651
7513	Truck rental and leasing, without drivers	11	(D)	(D)	(D)	CC
7514, 5	Passenger car rental and leasing	16	66 485	6 320	1 608	422
7514	Passenger car rental	16	66 485	6 320	1 608	422
7515	Passenger car leasing	—	—	—	—	—
7519	Utility trailer and recreational vehicle rental	1	(D)	(D)	(D)	AA
752	Automobile parking	13	3 593	780	183	87
753	Automotive repair shops	287	93 280	25 098	5 924	1 356
7532	Top, body, and upholstery repair shops and paint shops	64	23 452	7 097	1 617	362
7532 pt.	Top and body repair shops	54	19 293	5 651	1 267	277
7532 pt.	Paint shops	10	4 159	1 446	350	85
7538	General automotive repair shops	139	43 529	11 156	2 667	621
7538 pt.	General automotive repair shops, except diesel	127	40 450	10 377	2 493	577
7538 pt.	Diesel repair shops	12	3 079	779	174	44
7533, 4, 6, 7, 9	Other automotive repair shops	84	26 299	6 845	1 640	373
7533	Automotive exhaust system repair shops	6	(D)	(D)	(D)	BB
7534	Tire retreading and repair shops	3	1 640	412	106	17
7536	Automotive glass replacement shops	19	(D)	(D)	(D)	CC
7537	Automotive transmission repair shops	19	5 741	1 777	391	89
7539	Automotive repair shops, n.e.c.	37	(D)	(D)	(D)	CC
7539 pt.	Radiator repair	10	2 339	464	101	28
7539 pt.	Brake, front end, and wheel alignment	15	4 149	1 350	346	73
7539 pt.	Automotive electrical and fuel system services	10	(D)	(D)	(D)	BB
7539 pt.	Other automotive repair shops, n.e.c.	2	(D)	(D)	(D)	AA
754	Automotive services, except repair	54	19 400	7 145	1 691	537
7542	Carwashes	22	7 140	3 102	756	296
7549	Automotive services, except repair and carwashes	32	12 260	4 043	935	241
76	Miscellaneous repair services	152	(D)	(D)	(D)	FF
762	Electrical repair shops	53	21 390	7 419	1 850	409
7622	Radio and television repair shops	20	4 657	1 602	436	112
7623, 9	Other electrical and electronic repair shops	33	16 733	5 817	1 414	297
7623	Refrigeration and air-conditioning service and repair shops	5	2 958	710	161	29
7629	Electrical and electronic repair shops, n.e.c.	28	13 775	5 107	1 253	268
763	Watch, clock, and jewelry repair	2	(D)	(D)	(D)	AA
764	Reupholstery and furniture repair	18	1 963	769	168	62
769	Miscellaneous repair and related services	79	16 842	5 506	1 259	292
7692	Welding repair	4	524	137	53	23
7694	Armature rewinding shops	3	(D)	(D)	(D)	BB
7699	Repair shops and related services, n.e.c.	72	(D)	(D)	(D)	CC
78, 79, 84	Amusement and recreation services, including motion pictures and museums	175	116 397	23 548	5 566	2 716
781, 2	Motion picture production, distribution, and services	20	(D)	(D)	(D)	CC
783	Motion picture theaters	14	(D)	(D)	(D)	EE
7832	Motion picture theaters, except drive-in	13	17 878	2 507	603	330
7833	Drive-in motion picture theaters	1	(D)	(D)	(D)	AA
784	Video tape rental	27	(D)	(D)	(D)	CC
792	Theatrical producers (except motion picture), bands, orchestras, and entertainers	10	3 666	625	121	74
7922	Theatrical producers (except motion picture) and miscellaneous theatrical services	3	(D)	(D)	(D)	BB
7929	Bands, orchestras, actors, and other entertainers and entertainment groups	7	(D)	(D)	(D)	BB
793	Bowling centers	7	(D)	(D)	(D)	CC
79 ex. 792, 3, 84	Commercial sports and other amusement and recreation services, including museums	97	73 240	15 222	3 507	1 842
794	Commercial sports	7	27 047	3 520	714	100
7941	Professional sports clubs, managers, promoters	2	(D)	(D)	(D)	AA
7948	Racing, including track operation	5	(D)	(D)	(D)	BB
79 ex. 792, 3, 4, 84	Other amusement and recreation services, including museums	90	46 193	11 702	2 793	1 742
791	Dance studios, schools, and halls	16	(D)	(D)	(D)	CC
7991	Physical fitness facilities	18	(D)	(D)	(D)	EE
7992	Public golf courses	2	(D)	(D)	(D)	AA
7993	Coin-operated amusement devices	9	2 862	592	135	43
7996	Amusement parks	2	(D)	(D)	(D)	AA
7997	Membership sports and recreation clubs	6	(D)	(D)	(D)	CC
7999, 84	Amusement and recreation services, including museums, n.e.c.	37	(D)	(D)	(D)	GG
7999 pt.	Concession operators of amusement devices and rides	4	(D)	(D)	(D)	BB
7999 pt.	Carnivals, circuses, and fairs	—	—	—	—	—
7999 pt., 84	Other recreation and amusements, including museums	33	(D)	(D)	(D)	GG

Table 5. Summary Statistics for Firms Subject to Federal Income Tax for Places With 350 Establishments or More: 1992 — Con.

[Includes only establishments with payroll. For meaning of abbreviations and symbols, see introductory text. For explanation of terms and comparability of 1987 and 1992 censuses, see appendix A. For information on geographic areas followed by ▲, see appendix F]

SIC code	Geographic area and kind of business or operation	Establishments (number)	Receipts (\$1,000)	Annual payroll (\$1,000)	First-quarter payroll (\$1,000)	Paid employees for pay period including March 12 (number)
ALBUQUERQUE—Con.						
80	Health services	942	(D)	(D)	(D)	JJ
801	Offices and clinics of doctors of medicine	370	342 217	187 703	39 026	3 196
8011 pt.	Offices of doctors of medicine	354	(D)	(D)	(D)	GG
8011 pt.	General medical clinics	16	(D)	(D)	(D)	FF
802	Offices and clinics of dentists	233	74 420	28 579	6 450	1 290
803	Offices and clinics of doctors of osteopathy	20	7 072	2 487	517	95
804	Offices and clinics of other health practitioners	184	41 605	12 818	3 011	792
8041	Offices and clinics of chiropractors	59	13 895	3 829	850	219
8042	Offices and clinics of optometrists	33	9 574	2 223	653	137
8043	Offices and clinics of podiatrists	17	4 744	1 347	342	78
8049	Offices and clinics of health practitioners, n.e.c.	75	13 392	5 419	1 166	358
805	Nursing and personal care facilities	13	(D)	(D)	(D)	GG
8051	Skilled nursing care facilities	11	41 935	17 367	4 103	1 390
8052	Intermediate care facilities	2	(D)	(D)	(D)	CC
8059	Nursing and personal care facilities, n.e.c.	—	—	—	—	—
806	Hospitals	6	190 589	80 106	19 709	3 377
8062	General medical and surgical hospitals	1	(D)	(D)	(D)	HH
8063, 9	Specialty hospitals	5	(D)	(D)	(D)	FF
807, 8, 9	Other health services	116	82 151	25 005	5 988	1 265
807	Medical and dental laboratories	67	(D)	(D)	(D)	FF
8071	Medical laboratories	33	(D)	(D)	(D)	EE
8072	Dental laboratories	34	(D)	(D)	(D)	CC
808	Home health care services	15	12 809	5 071	1 276	433
809	Miscellaneous health and allied services, n.e.c.	34	(D)	(D)	(D)	CC
8092	Kidney dialysis centers	2	(D)	(D)	(D)	BB
8093	Specialty outpatient facilities, n.e.c.	19	(D)	(D)	(D)	CC
8099	Health and allied services, n.e.c.	13	(D)	(D)	(D)	BB
81	Legal services	512	234 803	112 633	24 272	3 046
823, 4, 9	Selected educational services	43	10 858	3 512	748	205
823	Libraries	2	(D)	(D)	(D)	AA
824	Vocational schools	13	(D)	(D)	(D)	CC
829	Schools and educational services, n.e.c.	28	(D)	(D)	(D)	BB
83	Social services	105	33 458	14 983	3 619	1 234
835	Child day care services	41	7 404	3 016	753	401
832, 3, 6, 9	Other social services	64	26 054	11 967	2 866	833
87 ex. 8733	Engineering, accounting, research, management, and related services (except noncommercial research organizations)	695	(D)	(D)	(D)	II
871	Engineering, architectural, and surveying services	269	(D)	(D)	(D)	HH
8711	Engineering services	169	(D)	(D)	(D)	HH
8712	Architectural services	76	(D)	(D)	(D)	EE
8713	Surveying services	24	6 949	2 863	580	119
872	Accounting, auditing, and bookkeeping services	226	(D)	(D)	(D)	GG
873 ex. 8733	Research, development, and testing services (except noncommercial research organizations)	65	(D)	(D)	(D)	GG
8731	Commercial physical and biological research	38	(D)	(D)	(D)	GG
8732	Commercial economic, sociological, and educational research	15	(D)	(D)	(D)	EE
8734	Testing laboratories	12	(D)	(D)	(D)	EE
874	Management and public relations services	135	(D)	(D)	(D)	GG
8741	Management services	33	(D)	(D)	(D)	FF
8742	Management consulting services	67	(D)	(D)	(D)	EE
8743	Public relations services	5	(D)	(D)	(D)	AA
8744	Facilities support management services	3	(D)	(D)	(D)	BB
8748	Business consulting services, n.e.c.	27	(D)	(D)	(D)	EE
89	Services, n.e.c.	57	43 701	18 813	4 087	503
FARMINGTON						
	Total	377	151 790	57 446	13 045	3 122
70 ex. 704	Hotels, rooming houses, camps, and other lodging places (except membership lodging)	16	(D)	(D)	(D)	CC
7011	Hotels and motels	16	(D)	(D)	(D)	CC
7011 pt.	Hotels	4	(D)	(D)	(D)	BB
7011 pt.	Motels, motor hotels, and tourist courts	12	(D)	(D)	(D)	CC
702, 3	Other lodging places	—	—	—	—	—

Table 5. Summary Statistics for Firms Subject to Federal Income Tax for Places With 350 Establishments or More: 1992 — Con.

[Includes only establishments with payroll. For meaning of abbreviations and symbols, see introductory text. For explanation of terms and comparability of 1987 and 1992 censuses, see appendix A. For information on geographic areas followed by ▲, see appendix F.]

SIC code	Geographic area and kind of business or operation	Establishments (number)	Receipts (\$1,000)	Annual payroll (\$1,000)	First-quarter payroll (\$1,000)	Paid employees for pay period including March 12 (number)
FARMINGTON—Con.						
72	Personal services	39	(D)	(D)	(D)	CC
721	Laundry, cleaning, and garment services	15	3 773	1 215	284	96
7211	Power laundries, family and commercial*	—	—	—	—	—
7213	Linen supply*	1	(D)	(D)	(D)	BB
7215	Coin-operated laundries and drycleaning	5	596	117	30	17
7216	Drycleaning plants, except rug cleaning*	7	(D)	(D)	(D)	BB
7217	Carpet and upholstery cleaning	2	(D)	(D)	(D)	AA
7218	Industrial laundriers*	—	—	—	—	—
7212, 9	Other laundry, cleaning, and garment services*	—	—	—	—	—
722	Photographic studios, portrait	2	(D)	(D)	(D)	AA
723, 4	Beauty and barber shops	14	1 279	517	124	74
723	Beauty shops	13	(D)	(D)	(D)	BB
724	Barber shops	1	(D)	(D)	(D)	AA
725	Shoe repair shops and shoeshine parlors	1	(D)	(D)	(D)	AA
726	Funeral service and crematories	2	(D)	(D)	(D)	AA
729	Miscellaneous personal services	5	(D)	(D)	(D)	AA
73	Business services	40	25 345	13 313	3 292	774
731	Advertising	—	—	—	—	—
732	Consumer credit reporting agencies, mercantile reporting agencies, and adjustment and collection agencies	1	(D)	(D)	(D)	AA
733	Mailing, reproduction, commercial art and photography, and stenographic services	2	(D)	(D)	(D)	AA
734	Services to dwellings and other buildings	8	1 515	763	189	118
735	Miscellaneous equipment rental and leasing	12	(D)	(D)	(D)	CC
736	Personnel supply services	4	4 152	2 905	519	220
737	Computer programming, data processing, and other computer related services	1	(D)	(D)	(D)	AA
7371, 2, 3	Computer programming, prepackaged software, and integrated systems	—	—	—	—	—
7374, 5, 6	Data processing services	—	—	—	—	—
7377, 8, 9	Computer rental and leasing, maintenance, and related services, n.e.c.	1	(D)	(D)	(D)	AA
738	Miscellaneous business services	12	3 824	1 907	496	193
75	Automotive repair, services, and parking	52	15 524	3 781	1 103	249
751	Automotive rental and leasing, without drivers	3	1 297	165	42	11
752	Automobile parking	—	—	—	—	—
753	Automotive repair shops	39	12 106	3 176	949	190
7532	Top, body, and upholstery repair shops and paint shops	8	1 181	311	79	26
7538	General automotive repair shops	18	4 658	996	242	70
7533, 4, 6, 7, 9	Other automotive repair shops	13	6 267	1 869	628	94
754	Automotive services, except repair	10	2 121	440	112	48
76	Miscellaneous repair services	23	14 603	4 463	1 025	180
762	Electrical repair shops	4	(D)	(D)	(D)	BB
7622	Radio and television repair shops	2	(D)	(D)	(D)	AA
7623, 9	Other electrical and electronic repair shops	2	(D)	(D)	(D)	BB
763	Watch, clock, and jewelry repair	—	—	—	—	—
764	Reupholstery and furniture repair	1	(D)	(D)	(D)	AA
769	Miscellaneous repair and related services	18	12 408	3 720	877	148
78, 79, 84	Amusement and recreation services, including motion pictures and museums	19	5 557	1 474	299	278
781, 2	Motion picture production, distribution, and services	1	(D)	(D)	(D)	AA
783	Motion picture theaters	5	(D)	(D)	(D)	BB
784	Video tape rental	3	(D)	(D)	(D)	BB
792	Theatrical producers (except motion picture), bands, orchestras, and entertainers	—	—	—	—	—
793	Bowling centers	3	(D)	(D)	(D)	BB
79 ex. 792, 3, 84	Commercial sports and other amusement and recreation services, including museums	7	1 511	404	88	78
80	Health services	105	54 071	22 231	4 458	755
801	Offices and clinics of doctors of medicine	45	(D)	(D)	(D)	CC
802	Offices and clinics of dentists	22	7 112	2 658	556	127
803	Offices and clinics of doctors of osteopathy	1	(D)	(D)	(D)	AA
804	Offices and clinics of other health practitioners	22	(D)	(D)	(D)	BB
805	Nursing and personal care facilities	1	(D)	(D)	(D)	BB
806	Hospitals	2	(D)	(D)	(D)	CC
807, 8, 9	Other health services	12	5 791	2 347	395	90
81	Legal services	23	5 077	1 966	496	82
823, 4, 9	Selected educational services	3	831	240	45	20
83	Social services	8	(D)	(D)	(D)	BB
835	Child day care services	7	733	322	76	52
832, 3, 6, 9	Other social services	1	(D)	(D)	(D)	AA

Table 5. Summary Statistics for Firms Subject to Federal Income Tax for Places With 350 Establishments or More: 1992 — Con.

[Includes only establishments with payroll. For meaning of abbreviations and symbols, see introductory text. For explanation of terms and comparability of 1987 and 1992 censuses, see appendix A. For information on geographic areas followed by ▲, see appendix F]

SIC code	Geographic area and kind of business or operation	Establishments (number)	Receipts (\$1,000)	Annual payroll (\$1,000)	First-quarter payroll (\$1,000)	Paid employees for pay period including March 12 (number)
FARMINGTON—Con.						
87 ex. 8733	Engineering, accounting, research, management, and related services (except noncommercial research organizations) -----	44	15 042	5 597	1 288	316
871	Engineering, architectural, and surveying services -----	21	9 437	3 339	740	148
872	Accounting, auditing, and bookkeeping services -----	18	(D)	(D)	(D)	BB
873 ex. 8733	Research, development, and testing services (except noncommercial research organizations) -----	2	(D)	(D)	(D)	AA
874	Management and public relations services -----	3	(D)	(D)	(D)	BB
89	Services, n.e.c. -----	5	(D)	(D)	(D)	BB
LAS CRUCES						
Total -----		652	267 360	99 566	22 859	5 605
70 ex. 704	Hotels, rooming houses, camps, and other lodging places (except membership lodging) -----	22	19 882	5 114	1 451	734
7011	Hotels and motels -----	20	(D)	(D)	(D)	FF
7011 pt.	Hotels -----	8	14 087	3 933	1 157	570
7011 pt.	Motels, motor hotels, and tourist courts -----	12	(D)	(D)	(D)	CC
702, 3	Other lodging places -----	2	(D)	(D)	(D)	AA
72	Personal services -----	59	7 875	2 624	621	338
721	Laundry, cleaning, and garment services -----	16	2 814	930	211	102
7211	Power laundries, family and commercial* -----	—	—	—	—	—
7213	Linen supply* -----	—	—	—	—	—
7215	Coin-operated laundries and drycleaning -----	7	847	207	48	30
7216	Drycleaning plants, except rug cleaning* -----	5	1 654	651	148	63
7217	Carpet and upholstery cleaning -----	2	(D)	(D)	(D)	AA
7218	Industrial laundries* -----	—	—	—	—	—
7212, 9	Other laundry, cleaning, and garment services* -----	2	(D)	(D)	(D)	AA
722	Photographic studios, portrait -----	4	358	42	14	7
723, 4	Beauty and barber shops -----	26	(D)	(D)	(D)	BB
723	Beauty shops -----	26	(D)	(D)	(D)	BB
724	Barber shops -----	—	—	—	—	—
725	Shoe repair shops and shoeshine parlors -----	2	(D)	(D)	(D)	AA
726	Funeral service and crematories -----	4	1 420	485	101	17
729	Miscellaneous personal services -----	7	713	204	69	113
73	Business services -----	76	21 509	7 858	1 830	717
731	Advertising -----	6	961	339	85	30
732	Consumer credit reporting agencies, mercantile reporting agencies, and adjustment and collection agencies -----	5	1 236	602	148	39
733	Mailing, reproduction, commercial art and photography, and stenographic services -----	7	3 754	650	155	58
734	Services to dwellings and other buildings -----	18	2 377	1 063	224	199
735	Miscellaneous equipment rental and leasing -----	10	(D)	(D)	(D)	BB
736	Personnel supply services -----	5	(D)	(D)	(D)	CC
737	Computer programming, data processing, and other computer related services -----	11	2 504	968	181	36
7371, 2, 3	Computer programming, prepackaged software, and integrated systems -----	5	(D)	(D)	(D)	AA
7374, 5, 6	Data processing services -----	1	(D)	(D)	(D)	AA
7377, 8, 9	Computer rental and leasing, maintenance, and related services, n.e.c. -----	5	1 110	458	94	20
738	Miscellaneous business services -----	14	2 822	1 113	272	106
75	Automotive repair, services, and parking -----	64	14 201	3 629	847	281
751	Automotive rental and leasing, without drivers -----	2	(D)	(D)	(D)	AA
752	Automobile parking -----	—	—	—	—	—
753	Automotive repair shops -----	51	(D)	(D)	(D)	CC
7532	Top, body, and upholstery repair shops and paint shops -----	9	(D)	(D)	(D)	BB
7538	General automotive repair shops -----	27	6 202	1 544	345	103
7533, 4, 6, 7, 9	Other automotive repair shops -----	15	2 817	678	156	50
754	Automotive services, except repair -----	11	(D)	(D)	(D)	BB
76	Miscellaneous repair services -----	26	5 553	1 224	312	86
762	Electrical repair shops -----	9	(D)	(D)	(D)	BB
7622	Radio and television repair shops -----	4	(D)	(D)	(D)	AA
7623, 9	Other electrical and electronic repair shops -----	5	1 431	485	123	30
763	Watch, clock, and jewelry repair -----	1	(D)	(D)	(D)	AA
764	Reupholstery and furniture repair -----	2	(D)	(D)	(D)	AA
769	Miscellaneous repair and related services -----	14	3 416	515	127	36
78, 79, 84	Amusement and recreation services, including motion pictures and museums -----	29	6 577	1 162	243	208
781, 2	Motion picture production, distribution, and services -----	2	(D)	(D)	(D)	AA
783	Motion picture theaters -----	6	(D)	(D)	(D)	BB
784	Video tape rental -----	5	(D)	(D)	(D)	BB
792	Theatrical producers (except motion picture), bands, orchestras, and entertainers -----	—	—	—	—	—
793	Bowling centers -----	1	(D)	(D)	(D)	AA
79 ex. 792, 3, 84	Commercial sports and other amusement and recreation services, including museums -----	15	2 597	419	80	63

Table 5. Summary Statistics for Firms Subject to Federal Income Tax for Places With 350 Establishments or More: 1992 — Con.

[Includes only establishments with payroll. For meaning of abbreviations and symbols, see introductory text. For explanation of terms and comparability of 1987 and 1992 censuses, see appendix A. For information on geographic areas followed by ▲, see appendix F]

SIC code	Geographic area and kind of business or operation	Establishments (number)	Receipts (\$1,000)	Annual payroll (\$1,000)	First-quarter payroll (\$1,000)	Paid employees for pay period including March 12 (number)
LAS CRUCES—Con.						
80	Health services	205	95 845	34 285	7 863	1 651
801	Offices and clinics of doctors of medicine	107	(D)	(D)	(D)	FF
802	Offices and clinics of dentists	37	13 183	4 610	1 041	222
803	Offices and clinics of doctors of osteopathy	3	(D)	(D)	(D)	BB
804	Offices and clinics of other health practitioners	36	(D)	(D)	(D)	CC
805	Nursing and personal care facilities	2	(D)	(D)	(D)	CC
806	Hospitals	1	(D)	(D)	(D)	CC
807, 8, 9	Other health services	19	16 233	5 605	1 303	414
81	Legal services	52	(D)	(D)	(D)	CC
823, 4, 9	Selected educational services	9	1 711	472	90	46
83	Social services	19	4 667	1 937	432	220
835	Child day care services	13	2 033	801	195	122
832, 3, 6, 9	Other social services	6	2 634	1 136	237	98
87 ex. 8733	Engineering, accounting, research, management, and related services (except noncommercial research organizations)	84	73 824	34 644	7 821	1 070
871	Engineering, architectural, and surveying services	29	(D)	(D)	(D)	FF
872	Accounting, auditing, and bookkeeping services	33	(D)	(D)	(D)	CC
873 ex. 8733	Research, development, and testing services (except noncommercial research organizations)	7	4 609	2 210	423	65
874	Management and public relations services	15	4 113	1 817	319	56
89	Services, n.e.c.	7	(D)	(D)	(D)	AA
SANTA FE						
	Total	1 048	504 026	180 669	40 405	8 826
70 ex. 704	Hotels, rooming houses, camps, and other lodging places (except membership lodging)	57	(D)	(D)	(D)	GG
7011	Hotels and motels	52	(D)	(D)	(D)	GG
7011 pt.	Hotels	32	(D)	(D)	(D)	GG
7011 pt.	Motels, motor hotels, and tourist courts	20	(D)	(D)	(D)	EE
702, 3	Other lodging places	5	1 661	280	28	15
72	Personal services	77	15 077	4 672	1 173	363
721	Laundry, cleaning, and garment services	22	6 485	1 969	543	149
7211	Power laundries, family and commercial*	1	(D)	(D)	(D)	AA
7213	Linen supply*	—	—	—	—	—
7215	Coin-operated laundries and drycleaning	5	(D)	(D)	(D)	AA
7216	Drycleaning plants, except rug cleaning*	11	(D)	(D)	(D)	BB
7217	Carpet and upholstery cleaning	2	(D)	(D)	(D)	AA
7218	Industrial launderers*	1	(D)	(D)	(D)	BB
7212, 9	Other laundry, cleaning, and garment services*	2	(D)	(D)	(D)	AA
722	Photographic studios, portrait	4	882	107	26	9
723, 4	Beauty and barber shops	40	(D)	(D)	(D)	CC
723	Beauty shops	38	4 023	1 565	372	132
724	Barber shops	2	(D)	(D)	(D)	AA
725	Shoe repair shops and shoeshine parlors	2	(D)	(D)	(D)	AA
726	Funeral service and crematories	2	(D)	(D)	(D)	AA
729	Miscellaneous personal services	7	(D)	(D)	(D)	BB
73	Business services	162	53 816	17 166	3 880	1 390
731	Advertising	15	(D)	(D)	(D)	BB
732	Consumer credit reporting agencies, mercantile reporting agencies, and adjustment and collection agencies	4	(D)	(D)	(D)	AA
733	Mailing, reproduction, commercial art and photography, and stenographic services	23	7 113	1 841	388	120
734	Services to dwellings and other buildings	27	2 314	841	174	146
735	Miscellaneous equipment rental and leasing	14	9 180	2 237	483	117
736	Personnel supply services	10	(D)	(D)	(D)	FF
737	Computer programming, data processing, and other computer related services	24	(D)	(D)	(D)	CC
7371, 2, 3	Computer programming, prepackaged software, and integrated systems	14	5 518	1 173	227	36
7374, 5, 6	Data processing services	7	(D)	(D)	(D)	CC
7377, 8, 9	Computer rental and leasing, maintenance, and related services, n.e.c.	3	(D)	(D)	(D)	AA
738	Miscellaneous business services	45	(D)	(D)	(D)	EE
75	Automotive repair, services, and parking	67	17 491	4 945	1 173	307
751	Automotive rental and leasing, without drivers	4	1 062	197	59	21
752	Automobile parking	—	—	—	—	—
753	Automotive repair shops	49	13 301	3 800	900	208
7532	Top, body, and upholstery repair shops and paint shops	9	3 302	1 012	266	59
7538	General automotive repair shops	32	(D)	(D)	(D)	CC
7533, 4, 6, 7, 9	Other automotive repair shops	8	(D)	(D)	(D)	BB
754	Automotive services, except repair	14	3 128	948	214	78

Table 5. Summary Statistics for Firms Subject to Federal Income Tax for Places With 350 Establishments or More: 1992 — Con.

[Includes only establishments with payroll. For meaning of abbreviations and symbols, see introductory text. For explanation of terms and comparability of 1987 and 1992 censuses, see appendix A. For information on geographic areas followed by ▲, see appendix F]

SIC code	Geographic area and kind of business or operation	Establishments (number)	Receipts (\$1,000)	Annual payroll (\$1,000)	First-quarter payroll (\$1,000)	Paid employees for pay period including March 12 (number)
	SANTA FE — Con.					
76	Miscellaneous repair services -----	22	5 115	2 344	601	122
762	Electrical repair shops -----	6	1 180	387	80	25
7622	Radio and television repair shops -----	2	(D)	(D)	(D)	AA
7623, 9	Other electrical and electronic repair shops -----	4	(D)	(D)	(D)	AA
763	Watch, clock, and jewelry repair -----	—	—	—	—	—
764	Reupholstery and furniture repair -----	2	(D)	(D)	(D)	AA
769	Miscellaneous repair and related services -----	14	(D)	(D)	(D)	BB
78, 79, 84	Amusement and recreation services, including motion pictures and museums -----	56	21 621	4 470	917	310
781, 2	Motion picture production, distribution, and services -----	14	(D)	(D)	(D)	AA
783	Motion picture theaters -----	6	(D)	(D)	(D)	BB
784	Video tape rental -----	4	(D)	(D)	(D)	BB
792	Theatrical producers (except motion picture), bands, orchestras, and entertainers -----	4	(D)	(D)	(D)	AA
793	Bowling centers -----	1	(D)	(D)	(D)	AA
79 ex. 792, 3, 84	Commercial sports and other amusement and recreation services, including museums -----	27	(D)	(D)	(D)	CC
80	Health services -----	249	126 223	51 245	11 602	1 833
801	Offices and clinics of doctors of medicine -----	117	(D)	(D)	(D)	FF
802	Offices and clinics of dentists -----	59	(D)	(D)	(D)	EE
803	Offices and clinics of doctors of osteopathy -----	1	(D)	(D)	(D)	AA
804	Offices and clinics of other health practitioners -----	52	9 824	2 605	487	144
805	Nursing and personal care facilities -----	3	(D)	(D)	(D)	CC
806	Hospitals -----	1	(D)	(D)	(D)	BB
807, 8, 9	Other health services -----	16	(D)	(D)	(D)	EE
81	Legal services -----	126	68 139	28 444	6 422	683
823, 4, 9	Selected educational services -----	13	(D)	(D)	(D)	CC
83	Social services -----	22	(D)	(D)	(D)	BB
835	Child day care services -----	15	(D)	(D)	(D)	BB
832, 3, 6, 9	Other social services -----	7	975	276	52	27
87 ex. 8733	Engineering, accounting, research, management, and related services (except noncommercial research organizations) -----	160	59 268	25 401	5 468	1 085
871	Engineering, architectural, and surveying services -----	71	(D)	(D)	(D)	FF
872	Accounting, auditing, and bookkeeping services -----	50	(D)	(D)	(D)	CC
873 ex. 8733	Research, development, and testing services (except noncommercial research organizations) -----	7	(D)	(D)	(D)	CC
874	Management and public relations services -----	32	(D)	(D)	(D)	CC
89	Services, n.e.c. -----	37	13 905	5 574	1 080	148

Table 6. Summary Statistics for Firms Subject to Federal Income Tax for Counties With 350 Establishments or More: 1992

[Includes only establishments with payroll. For meaning of abbreviations and symbols, see introductory text. For explanation of terms and comparability of 1987 and 1992 censuses, see appendix A. For information on geographic areas followed by ▲, see appendix F]

SIC code	Geographic area and kind of business or operation	Establishments (number)	Receipts (\$1,000)	Annual payroll (\$1,000)	First-quarter payroll (\$1,000)	Paid employees for pay period including March 12 (number)
	BERNALILLO COUNTY					
	Total -----	4 607	3 816 927	1 512 787	356 975	63 018
70 ex. 704	Hotels, rooming houses, camps, and other lodging places (except membership lodging) -----	108	153 941	39 531	9 885	3 904
7011	Hotels and motels -----	97	151 123	39 086	9 801	3 865
7011 pt.	Hotels -----	40	(D)	(D)	(D)	HH
7011 pt.	Hotels, 25 guestrooms or more -----	37	(D)	(D)	(D)	HH
7011 pt.	Hotels, less than 25 guestrooms -----	3	(D)	(D)	(D)	AA
7011 pt.	Motels, motor hotels, and tourist courts -----	57	(D)	(D)	(D)	FF
7011 pt.	Motels, tourist courts -----	47	(D)	(D)	(D)	EE
7011 pt.	Motor hotels -----	10	9 826	1 957	467	293
702, 3	Other lodging places -----	11	2 818	445	84	39
702	Rooming and boarding houses -----	1	(D)	(D)	(D)	AA
703	Camps and recreational vehicle parks -----	10	(D)	(D)	(D)	BB

NM—30 NEW MEXICO

SERVICE INDUSTRIES—GEOGRAPHIC AREA SERIES

Table 6. Summary Statistics for Firms Subject to Federal Income Tax for Counties With 350 Establishments or More: 1992 — Con.

[Includes only establishments with payroll. For meaning of abbreviations and symbols, see introductory text. For explanation of terms and comparability of 1987 and 1992 censuses, see appendix A. For information on geographic areas followed by ▲, see appendix F]

SIC code	Geographic area and kind of business or operation	Establishments (number)	Receipts (\$1,000)	Annual payroll (\$1,000)	First-quarter payroll (\$1,000)	Paid employees for pay period including March 12 (number)
BERNALILLO COUNTY — Con.						
72	Personal services	409	(D)	(D)	(D)	HH
721	Laundry, cleaning, and garment services	130	37 743	11 099	2 462	955
7211	Power laundries, family and commercial*	4	(D)	(D)	(D)	BB
7213	Linen supply*	3	(D)	(D)	(D)	AA
7215	Coin-operated laundries and drycleaning	27	(D)	(D)	(D)	BB
7216	Drycleaning plants, except rug cleaning*	56	10 013	3 527	797	374
7217	Carpet and upholstery cleaning	22	(D)	(D)	(D)	BB
7218	Industrial launderers*	5	14 041	4 143	970	292
7212, 9	Other laundry, cleaning, and garment services*	13	(D)	(D)	(D)	BB
7212	Garment pressing, and agents for laundries and drycleaners	3	(D)	(D)	(D)	AA
7219	Laundry and garment services, n.e.c.*	10	(D)	(D)	(D)	BB
722	Photographic studios, portrait	36	(D)	(D)	(D)	CC
723, 4	Beauty and barber shops	189	24 067	10 332	2 483	1 006
723	Beauty shops	174	(D)	(D)	(D)	FF
724	Barber shops	15	(D)	(D)	(D)	BB
725	Shoe repair shops and shoeshine parlors	8	(D)	(D)	(D)	AA
726	Funeral service and crematories	12	(D)	(D)	(D)	CC
729	Miscellaneous personal services	34	(D)	(D)	(D)	FF
7291	Tax return preparation services	7	(D)	(D)	(D)	EE
7299	Miscellaneous personal services, n.e.c.	27	(D)	(D)	(D)	CC
73	Business services	778	(D)	(D)	(D)	JJ
731	Advertising	51	(D)	(D)	(D)	EE
7311	Advertising agencies	37	(D)	(D)	(D)	EE
7312	Outdoor advertising services	4	(D)	(D)	(D)	BB
7313	Radio, television, publishers' advertising representatives	6	(D)	(D)	(D)	BB
7319	Advertising, n.e.c.	4	(D)	(D)	(D)	BB
732	Consumer credit reporting agencies, mercantile reporting agencies, and adjustment and collection agencies	15	(D)	(D)	(D)	CC
7322	Adjustment and collection services	10	(D)	(D)	(D)	CC
7323	Credit reporting services	5	(D)	(D)	(D)	BB
733	Mailing, reproduction, commercial art and photography, and stenographic services	81	(D)	(D)	(D)	EE
7331	Direct mail advertising services	5	(D)	(D)	(D)	BB
7334	Photocopying and duplicating services	12	9 699	3 116	617	155
7335, 6	Commercial photography, art, and graphics	39	(D)	(D)	(D)	CC
7335	Commercial photography	8	1 000	232	35	9
7336	Commercial art and graphic design	31	(D)	(D)	(D)	CC
7338	Secretarial and court reporting services	25	6 402	2 675	698	136
734	Services to dwellings and other buildings	126	29 635	13 554	2 919	1 931
7342	Disinfecting and pest control services	24	5 352	1 901	423	115
7349	Building cleaning and maintenance services, n.e.c.	102	24 283	11 653	2 496	1 816
735	Miscellaneous equipment rental and leasing	59	47 963	10 480	2 377	481
7352	Medical equipment rental and leasing	7	(D)	(D)	(D)	BB
7353	Heavy construction equipment rental and leasing	8	(D)	(D)	(D)	BB
7359	Equipment rental and leasing, n.e.c.	44	(D)	(D)	(D)	EE
736	Personnel supply services	76	108 447	78 500	19 440	7 137
7361	Employment agencies	20	(D)	(D)	(D)	BB
7363	Help supply services	56	(D)	(D)	(D)	II
7363 pt.	Temporary help supply	50	81 462	56 771	13 644	4 134
7363 pt.	Help supply, except temporary	6	(D)	(D)	(D)	HH
737	Computer programming, data processing, and other computer related services	154	135 194	46 954	10 834	1 281
7371, 2, 3	Computer programming, prepackaged software, and integrated systems	89	(D)	(D)	(D)	FF
7371	Computer programming services	63	(D)	(D)	(D)	FF
7372	Prepackaged software	17	(D)	(D)	(D)	CC
7373	Computer integrated systems	9	(D)	(D)	(D)	BB
7374, 5, 6	Data processing services	23	15 808	4 771	1 159	188
7374, 5	Computer processing, information retrieval	23	15 808	4 771	1 159	188
7376	Computer facilities management services	-	-	-	-	-
7377, 8, 9	Computer rental and leasing, maintenance, and related services, n.e.c.	42	(D)	(D)	(D)	EE
7377	Computer rental and leasing	1	(D)	(D)	(D)	AA
7378	Computer maintenance and repair	18	18 843	3 760	921	123
7379	Computer related services, n.e.c.	23	(D)	(D)	(D)	CC
738	Miscellaneous business services	216	(D)	(D)	(D)	HH
7381, 2	Detective agencies and protective services	39	29 085	16 604	4 267	1 527
7381	Detective, guard, and armored car services	33	24 400	15 160	3 988	1 470
7382	Security systems services	6	4 685	1 444	279	57
7383	News syndicates	2	(D)	(D)	(D)	BB
7384	Photofinishing laboratories*	27	(D)	(D)	(D)	CC
7389	Business services, n.e.c.	148	44 719	13 820	3 167	2 422
7389 pt.	Sign painting shops	11	(D)	(D)	(D)	BB
7389 pt.	Interior designing	9	(D)	(D)	(D)	AA
7389 pt.	Telephone answering services	9	2 491	1 050	264	102
7389 pt.	Other business services	119	(D)	(D)	(D)	GG

Table 6. Summary Statistics for Firms Subject to Federal Income Tax for Counties With 350 Establishments or More: 1992 — Con.

[Includes only establishments with payroll. For meaning of abbreviations and symbols, see introductory text. For explanation of terms and comparability of 1987 and 1992 censuses, see appendix A. For information on geographic areas followed by ▲, see appendix F]

SIC code	Geographic area and kind of business or operation	Establishments (number)	Receipts (\$1,000)	Annual payroll (\$1,000)	First-quarter payroll (\$1,000)	Paid employees for pay period including March 12 (number)
BERNALILLO COUNTY — Con.						
75	Automotive repair, services, and parking	435	(D)	(D)	(D)	HH
751	Automotive rental and leasing, without drivers	30	(D)	(D)	(D)	FF
7513	Truck rental and leasing, without drivers	11	(D)	(D)	(D)	CC
7514, 5	Passenger car rental and leasing	16	66 485	6 320	1 608	422
7514	Passenger car rental	16	66 485	6 320	1 608	422
7515	Passenger car leasing	—	—	—	—	—
7519	Utility trailer and recreational vehicle rental	3	(D)	(D)	(D)	AA
752	Automobile parking	13	3 593	780	183	87
753	Automotive repair shops	333	109 007	29 079	6 868	1 575
7532	Top, body, and upholstery repair shops and paint shops	76	29 985	8 699	1 987	441
7532 pt.	Top and body repair shops	65	(D)	(D)	(D)	EE
7532 pt.	Paint shops	11	(D)	(D)	(D)	BB
7538	General automotive repair shops	161	48 448	12 577	3 024	705
7538 pt.	General automotive repair shops, except diesel	148	(D)	(D)	(D)	FF
7538 pt.	Diesel repair shops	13	(D)	(D)	(D)	BB
7533, 4, 6, 7, 9	Other automotive repair shops	96	30 574	7 803	1 857	429
7533	Automotive exhaust system repair shops	6	(D)	(D)	(D)	BB
7534	Tire retreading and repair shops	5	(D)	(D)	(D)	BB
7536	Automotive glass replacement shops	20	8 341	1 828	449	106
7537	Automotive transmission repair shops	20	(D)	(D)	(D)	BB
7539	Automotive repair shops, n.e.c.	45	11 381	2 921	728	174
7539 pt.	Radiator repair	14	2 786	559	123	38
7539 pt.	Brake, front end, and wheel alignment	17	(D)	(D)	(D)	BB
7539 pt.	Automotive electrical and fuel system services	12	2 984	777	199	45
7539 pt.	Other automotive repair shops, n.e.c.	2	(D)	(D)	(D)	AA
754	Automotive services, except repair	59	(D)	(D)	(D)	FF
7542	Carwashes	26	(D)	(D)	(D)	EE
7549	Automotive services, except repair and carwashes	33	(D)	(D)	(D)	CC
76	Miscellaneous repair services	179	50 229	16 004	3 811	938
762	Electrical repair shops	58	22 112	7 557	1 885	421
7622	Radio and television repair shops	21	(D)	(D)	(D)	CC
7623, 9	Other electrical and electronic repair shops	37	(D)	(D)	(D)	EE
7623	Refrigeration and air-conditioning service and repair shops	6	(D)	(D)	(D)	BB
7629	Electrical and electronic repair shops, n.e.c.	31	(D)	(D)	(D)	EE
763	Watch, clock, and jewelry repair	2	(D)	(D)	(D)	AA
764	Reupholstery and furniture repair	21	(D)	(D)	(D)	BB
769	Miscellaneous repair and related services	98	25 723	7 557	1 733	444
7692	Welding repair	5	(D)	(D)	(D)	BB
7694	Armature rewinding shops	4	2 692	787	184	39
7699	Repair shops and related services, n.e.c.	89	(D)	(D)	(D)	EE
78, 79, 84	Amusement and recreation services, including motion pictures and museums	206	167 026	29 144	6 862	3 132
781, 2	Motion picture production, distribution, and services	22	(D)	(D)	(D)	CC
783	Motion picture theaters	16	(D)	(D)	(D)	EE
7832	Motion picture theaters, except drive-in	15	(D)	(D)	(D)	EE
7833	Drive-in motion picture theaters	1	(D)	(D)	(D)	AA
784	Video tape rental	33	6 944	1 348	326	200
792	Theatrical producers (except motion picture), bands, orchestras, and entertainers	11	(D)	(D)	(D)	BB
7922	Theatrical producers (except motion picture) and miscellaneous theatrical services	3	(D)	(D)	(D)	BB
7929	Bands, orchestras, actors, and other entertainers and entertainment groups	8	(D)	(D)	(D)	BB
793	Bowling centers	7	(D)	(D)	(D)	CC
79 ex. 792, 3; 84	Commercial sports and other amusement and recreation services, including museums	117	119 602	20 004	4 641	2 199
794	Commercial sports	10	(D)	(D)	(D)	CC
7941	Professional sports clubs, managers, promoters	2	(D)	(D)	(D)	AA
7948	Racing, including track operation	8	(D)	(D)	(D)	BB
79 ex. 792, 3, 4; 84	Other amusement and recreation services, including museums	107	(D)	(D)	(D)	GG
791	Dance studios, schools, and halls	16	(D)	(D)	(D)	CC
7991	Physical fitness facilities	20	(D)	(D)	(D)	EE
7992	Public golf courses	3	(D)	(D)	(D)	AA
7993	Coin-operated amusement devices	9	2 862	592	135	43
7996	Amusement parks	2	(D)	(D)	(D)	AA
7997	Membership sports and recreation clubs	10	10 363	2 478	585	268
7999, 84	Amusement and recreation services, including museums, n.e.c.	47	(D)	(D)	(D)	GG
7999 pt.	Concession operators of amusement devices and rides	4	(D)	(D)	(D)	BB
7999 pt.	Carnivals, circuses, and fairs	—	—	—	—	—
7999 pt., 84	Other recreation and amusements, including museums	43	(D)	(D)	(D)	GG

Table 6. Summary Statistics for Firms Subject to Federal Income Tax for Counties With 350 Establishments or More: 1992 — Con.

[Includes only establishments with payroll. For meaning of abbreviations and symbols, see introductory text. For explanation of terms and comparability of 1987 and 1992 censuses, see appendix A. For information on geographic areas followed by ▲, see appendix F]

SIC code	Geographic area and kind of business or operation	Establishments (number)	Receipts (\$1,000)	Annual payroll (\$1,000)	First-quarter payroll (\$1,000)	Paid employees for pay period including March 12 (number)
BERNALILLO COUNTY — Con.						
80	Health services -----	997	804 773	365 236	81 455	11 919
801	Offices and clinics of doctors of medicine -----	394	353 797	193 366	40 347	3 342
8011 pt.	Offices of doctors of medicine -----	376	(D)	(D)	(D)	GG
8011 pt.	General medical clinics -----	18	(D)	(D)	(D)	FF
802	Offices and clinics of dentists -----	240	76 678	29 444	6 635	1 344
803	Offices and clinics of doctors of osteopathy -----	24	(D)	(D)	(D)	CC
804	Offices and clinics of other health practitioners -----	196	(D)	(D)	(D)	FF
8041	Offices and clinics of chiropractors -----	66	15 346	4 269	960	242
8042	Offices and clinics of optometrists -----	33	9 574	2 223	653	137
8043	Offices and clinics of podiatrists -----	17	4 744	1 347	342	78
8049	Offices and clinics of health practitioners, n.e.c. -----	80	(D)	(D)	(D)	EE
805	Nursing and personal care facilities -----	15	48 127	20 210	4 849	1 638
8051	Skilled nursing care facilities -----	12	(D)	(D)	(D)	GG
8052	Intermediate care facilities -----	2	(D)	(D)	(D)	CC
8059	Nursing and personal care facilities, n.e.c. -----	1	(D)	(D)	(D)	AA
806	Hospitals -----	6	190 589	80 106	19 709	3 377
8062	General medical and surgical hospitals -----	1	(D)	(D)	(D)	HH
8063, 9	Specialty hospitals -----	5	(D)	(D)	(D)	FF
807, 8, 9	Other health services -----	122	(D)	(D)	(D)	GG
807	Medical and dental laboratories -----	67	(D)	(D)	(D)	FF
8071	Medical laboratories -----	33	(D)	(D)	(D)	EE
8072	Dental laboratories -----	34	(D)	(D)	(D)	CC
808	Home health care services -----	18	13 442	5 352	1 332	444
809	Miscellaneous health and allied services, n.e.c. -----	37	18 275	5 490	1 332	240
8092	Kidney dialysis centers -----	3	(D)	(D)	(D)	BB
8093	Specialty outpatient facilities, n.e.c. -----	20	8 643	3 175	837	143
8099	Health and allied services, n.e.c. -----	14	(D)	(D)	(D)	BB
81	Legal services -----	522	236 604	112 880	24 317	3 061
823, 4, 9	Selected educational services -----	48	(D)	(D)	(D)	CC
823	Libraries -----	3	145	21	4	3
824	Vocational schools -----	14	6 018	2 261	514	123
829	Schools and educational services, n.e.c. -----	31	(D)	(D)	(D)	BB
83	Social services -----	120	(D)	(D)	(D)	GG
835	Child day care services -----	49	(D)	(D)	(D)	EE
832, 3, 6, 9	Other social services -----	71	(D)	(D)	(D)	FF
87 ex. 8733	Engineering, accounting, research, management, and related services (except noncommercial research organizations) -----	742	(D)	(D)	(D)	JJ
871	Engineering, architectural, and surveying services -----	287	(D)	(D)	(D)	HH
8711	Engineering services -----	184	312 555	134 333	31 858	3 440
8712	Architectural services -----	76	(D)	(D)	(D)	EE
8713	Surveying services -----	27	(D)	(D)	(D)	CC
872	Accounting, auditing, and bookkeeping services -----	239	(D)	(D)	(D)	GG
873 ex. 8733	Research, development, and testing services (except noncommercial research organizations) -----	69	(D)	(D)	(D)	GG
8731	Commercial physical and biological research -----	40	89 552	50 271	11 781	1 332
8732	Commercial economic, sociological, and educational research -----	15	(D)	(D)	(D)	EE
8734	Testing laboratories -----	14	(D)	(D)	(D)	EE
874	Management and public relations services -----	147	(D)	(D)	(D)	II
8741	Management services -----	34	(D)	(D)	(D)	FF
8742	Management consulting services -----	76	(D)	(D)	(D)	EE
8743	Public relations services -----	5	(D)	(D)	(D)	AA
8744	Facilities support management services -----	5	(D)	(D)	(D)	II
8748	Business consulting services, n.e.c. -----	27	(D)	(D)	(D)	EE
89	Services, n.e.c. -----	63	(D)	(D)	(D)	FF
DONA ANA COUNTY (Coextensive with Las Cruces, NM MSA; see table 7a.)						
SAN JUAN COUNTY						
Total -----		503	183 397	68 418	15 743	3 814
70 ex. 704	Hotels, rooming houses, camps, and other lodging places (except membership lodging) -----	19	10 786	2 321	553	278
7011	Hotels and motels -----	19	10 786	2 321	553	278
7011 pt.	Hotels -----	6	6 184	1 555	362	156
7011 pt.	Motels, motor hotels, and tourist courts -----	13	4 602	766	191	122
702, 3	Other lodging places -----	—	—	—	—	—

Table 6. Summary Statistics for Firms Subject to Federal Income Tax for Counties With 350 Establishments or More: 1992 — Con.

[Includes only establishments with payroll. For meaning of abbreviations and symbols, see introductory text. For explanation of terms and comparability of 1987 and 1992 censuses, see appendix A. For information on geographic areas followed by ▲, see appendix F.]

SIC code	Geographic area and kind of business or operation	Establishments (number)	Receipts (\$1,000)	Annual payroll (\$1,000)	First-quarter payroll (\$1,000)	Paid employees for pay period including March 12 (number)
SAN JUAN COUNTY — Con.						
72	Personal services	49	7 473	2 281	574	237
721	Laundry, cleaning, and garment services	19	4 280	1 299	309	109
7211	Power laundries, family and commercial*	—	—	—	—	—
7213	Linen supply*	1	(D)	(D)	(D)	BB
7215	Coin-operated laundries and drycleaning	9	1 103	201	55	30
7216	Drycleaning plants, except rug cleaning*	7	(D)	(D)	(D)	BB
7217	Carpet and upholstery cleaning	2	(D)	(D)	(D)	AA
7218	Industrial laundriers*	—	—	—	—	—
7212, 9	Other laundry, cleaning, and garment services*	—	—	—	—	—
722	Photographic studios, portrait	2	(D)	(D)	(D)	AA
723, 4	Beauty and barber shops	18	1 459	578	138	83
723	Beauty shops	17	(D)	(D)	(D)	BB
724	Barber shops	1	(D)	(D)	(D)	AA
725	Shoe repair shops and shoeshine parlors	1	(D)	(D)	(D)	AA
726	Funeral service and crematories	3	892	214	55	12
729	Miscellaneous personal services	6	481	149	63	26
73	Business services	58	29 534	15 532	3 819	922
731	Advertising	—	—	—	—	—
732	Consumer credit reporting agencies, mercantile reporting agencies, and adjustment and collection agencies	2	(D)	(D)	(D)	BB
733	Mailing, reproduction, commercial art and photography, and stenographic services	2	(D)	(D)	(D)	AA
734	Services to dwellings and other buildings	13	1 927	889	215	124
735	Miscellaneous equipment rental and leasing	13	14 239	7 108	1 915	220
736	Personnel supply services	4	4 152	2 905	519	220
737	Computer programming, data processing, and other computer related services	4	(D)	(D)	(D)	BB
7371, 2, 3	Computer programming, prepackaged software, and integrated systems	1	(D)	(D)	(D)	AA
7374, 5, 6	Data processing services	—	—	—	—	—
7377, 8, 9	Computer rental and leasing, maintenance, and related services, n.e.c.	3	(D)	(D)	(D)	BB
738	Miscellaneous business services	20	6 604	3 582	894	304
75	Automotive repair, services, and parking	72	19 434	4 869	1 398	333
751	Automotive rental and leasing, without drivers	3	1 297	165	42	11
752	Automobile parking	—	—	—	—	—
753	Automotive repair shops	55	15 558	4 155	1 212	262
7532	Top, body, and upholstery repair shops and paint shops	13	2 005	554	155	46
7538	General automotive repair shops	25	6 637	1 577	382	109
7533, 4, 6, 7, 9	Other automotive repair shops	17	6 916	2 024	675	107
754	Automotive services, except repair	14	2 579	549	144	60
76	Miscellaneous repair services	34	17 755	5 430	1 244	217
762	Electrical repair shops	6	2 377	777	157	32
7622	Radio and television repair shops	3	(D)	(D)	(D)	AA
7623, 9	Other electrical and electronic repair shops	3	(D)	(D)	(D)	BB
763	Watch, clock, and jewelry repair	—	—	—	—	—
764	Reupholstery and furniture repair	1	(D)	(D)	(D)	AA
769	Miscellaneous repair and related services	27	(D)	(D)	(D)	CC
78, 79, 84	Amusement and recreation services, including motion pictures and museums	30	6 701	1 735	342	307
781, 2	Motion picture production, distribution, and services	1	(D)	(D)	(D)	AA
783	Motion picture theaters	5	(D)	(D)	(D)	BB
784	Video tape rental	9	(D)	(D)	(D)	BB
792	Theatrical producers (except motion picture), bands, orchestras, and entertainers	—	—	—	—	—
793	Bowling centers	3	(D)	(D)	(D)	BB
79 ex. 792, 3, 84	Commercial sports and other amusement and recreation services, including museums	12	2 004	523	103	93
80	Health services	120	58 200	23 405	4 751	833
801	Offices and clinics of doctors of medicine	47	24 953	11 334	2 199	226
802	Offices and clinics of dentists	26	7 916	2 873	620	140
803	Offices and clinics of doctors of osteopathy	4	1 583	593	124	18
804	Offices and clinics of other health practitioners	28	6 285	1 653	362	123
805	Nursing and personal care facilities	1	(D)	(D)	(D)	BB
806	Hospitals	2	(D)	(D)	(D)	CC
807, 8, 9	Other health services	12	5 791	2 347	395	90
81	Legal services	38	7 350	2 744	646	120
823, 4, 9	Selected educational services	3	831	240	45	20
83	Social services	10	1 054	384	103	63
835	Child day care services	7	733	322	76	52
832, 3, 6, 9	Other social services	3	321	62	27	11

Table 6. Summary Statistics for Firms Subject to Federal Income Tax for Counties With 350 Establishments or More: 1992 — Con.

[Includes only establishments with payroll. For meaning of abbreviations and symbols, see introductory text. For explanation of terms and comparability of 1987 and 1992 censuses, see appendix A. For information on geographic areas followed by ▲, see appendix F]

SIC code	Geographic area and kind of business or operation	Establishments (number)	Receipts (\$1,000)	Annual payroll (\$1,000)	First-quarter payroll (\$1,000)	Paid employees for pay period including March 12 (number)
SAN JUAN COUNTY — Con.						
87 ex. 8733	Engineering, accounting, research, management, and related services (except noncommercial research organizations) -----	60	21 768	8 510	2 067	435
871	Engineering, architectural, and surveying services -----	29	14 588	5 714	1 390	236
872	Accounting, auditing, and bookkeeping services -----	23	4 416	1 790	453	94
873 ex. 8733	Research, development, and testing services (except noncommercial research organizations) -----	3	1 397	355	69	22
874	Management and public relations services -----	5	1 367	651	155	83
89	Services, n.e.c. -----	10	2 511	967	201	49
SANTA FE COUNTY						
	Total -----	1 116	520 729	185 006	41 267	9 054
70 ex. 704	Hotels, rooming houses, camps, and other lodging places (except membership lodging) -----	58	105 637	28 123	6 065	2 277
7011	Hotels and motels -----	53	103 976	27 843	6 037	2 262
7011 pt.	Hotels -----	33	(D)	(D)	(D)	GG
7011 pt.	Motels, motor hotels, and tourist courts -----	20	(D)	(D)	(D)	EE
702, 3	Other lodging places -----	5	1 661	280	28	15
72	Personal services -----	84	15 651	4 777	1 190	377
721	Laundry, cleaning, and garment services -----	26	(D)	(D)	(D)	CC
7211	Power laundries, family and commercial* -----	1	(D)	(D)	(D)	AA
7213	Linen supply* -----	—	—	—	—	—
7215	Coin-operated laundries and drycleaning -----	8	985	226	35	24
7216	Drycleaning plants, except rug cleaning* -----	11	(D)	(D)	(D)	BB
7217	Carpet and upholstery cleaning -----	3	(D)	(D)	(D)	AA
7218	Industrial laundries* -----	1	(D)	(D)	(D)	BB
7212, 9	Other laundry, cleaning, and garment services* -----	2	(D)	(D)	(D)	AA
722	Photographic studios, portrait -----	4	882	107	26	9
723, 4	Beauty and barber shops -----	43	4 182	1 610	382	137
723	Beauty shops -----	41	(D)	(D)	(D)	CC
724	Barber shops -----	2	(D)	(D)	(D)	AA
725	Shoe repair shops and shoeshine parlors -----	2	(D)	(D)	(D)	AA
726	Funeral service and crematories -----	2	(D)	(D)	(D)	AA
729	Miscellaneous personal services -----	7	(D)	(D)	(D)	BB
73	Business services -----	175	54 984	17 454	3 937	1 405
731	Advertising -----	16	5 231	1 393	259	48
732	Consumer credit reporting agencies, mercantile reporting agencies, and adjustment and collection agencies -----	4	(D)	(D)	(D)	AA
733	Mailing, reproduction, commercial art and photography, and stenographic services -----	26	(D)	(D)	(D)	CC
734	Services to dwellings and other buildings -----	32	2 566	891	183	149
735	Miscellaneous equipment rental and leasing -----	15	(D)	(D)	(D)	CC
736	Personnel supply services -----	10	(D)	(D)	(D)	FF
737	Computer programming, data processing, and other computer related services -----	26	13 499	4 672	1 107	166
7371, 2, 3	Computer programming, prepackaged software, and integrated systems -----	16	(D)	(D)	(D)	BB
7374, 5, 6	Data processing services -----	7	(D)	(D)	(D)	CC
7377, 8, 9	Computer rental and leasing, maintenance, and related services, n.e.c. -----	3	(D)	(D)	(D)	AA
738	Miscellaneous business services -----	46	(D)	(D)	(D)	EE
75	Automotive repair, services, and parking -----	71	18 188	5 221	1 248	323
751	Automotive rental and leasing, without drivers -----	4	1 062	197	59	21
752	Automobile parking -----	—	—	—	—	—
753	Automotive repair shops -----	51	(D)	(D)	(D)	CC
7532	Top, body, and upholstery repair shops and paint shops -----	10	(D)	(D)	(D)	BB
7538	General automotive repair shops -----	33	(D)	(D)	(D)	CC
7533, 4, 6, 7, 9	Other automotive repair shops -----	8	(D)	(D)	(D)	BB
754	Automotive services, except repair -----	16	(D)	(D)	(D)	BB
76	Miscellaneous repair services -----	26	5 497	2 448	629	131
762	Electrical repair shops -----	7	(D)	(D)	(D)	BB
7622	Radio and television repair shops -----	2	(D)	(D)	(D)	AA
7623, 9	Other electrical and electronic repair shops -----	5	959	321	65	15
763	Watch, clock, and jewelry repair -----	—	—	—	—	—
764	Reupholstery and furniture repair -----	2	(D)	(D)	(D)	AA
769	Miscellaneous repair and related services -----	17	(D)	(D)	(D)	CC
78, 79, 84	Amusement and recreation services, including motion pictures and museums -----	62	30 629	6 333	1 220	419
781, 2	Motion picture production, distribution, and services -----	15	1 680	429	62	18
783	Motion picture theaters -----	6	(D)	(D)	(D)	BB
784	Video tape rental -----	6	973	205	55	35
792	Theatrical producers (except motion picture), bands, orchestras, and entertainers -----	4	(D)	(D)	(D)	AA
793	Bowling centers -----	1	(D)	(D)	(D)	AA
79 ex. 792, 3, 84	Commercial sports and other amusement and recreation services, including museums -----	30	(D)	(D)	(D)	CC

Table 6. Summary Statistics for Firms Subject to Federal Income Tax for Counties With 350 Establishments or More: 1992 — Con.

[Includes only establishments with payroll. For meaning of abbreviations and symbols, see introductory text. For explanation of terms and comparability of 1987 and 1992 censuses, see appendix A. For information on geographic areas followed by ▲, see appendix F]

SIC code	Geographic area and kind of business or operation	Establishments (number)	Receipts (\$1,000)	Annual payroll (\$1,000)	First-quarter payroll (\$1,000)	Paid employees for pay period including March 12 (number)
SANTA FE COUNTY — Con.						
80	Health services	256	128 893	52 235	11 851	1 859
801	Offices and clinics of doctors of medicine	120	59 672	28 014	6 305	724
802	Offices and clinics of dentists	60	17 654	7 119	1 600	299
803	Offices and clinics of doctors of osteopathy	1	(D)	(D)	(D)	AA
804	Offices and clinics of other health practitioners	54	(D)	(D)	(D)	CC
805	Nursing and personal care facilities	3	(D)	(D)	(D)	CC
806	Hospitals	1	(D)	(D)	(D)	BB
807, 8, 9	Other health services	17	(D)	(D)	(D)	EE
81	Legal services	131	68 569	28 570	6 453	692
823, 4, 9	Selected educational services	13	(D)	(D)	(D)	CC
83	Social services	24	2 686	876	192	86
835	Child day care services	17	1 711	600	140	59
832, 3, 6, 9	Other social services	7	975	276	52	27
87 ex. 8733	Engineering, accounting, research, management, and related services (except noncommercial research organizations)	175	60 661	25 839	5 561	1 110
871	Engineering, architectural, and surveying services	76	(D)	(D)	(D)	FF
872	Accounting, auditing, and bookkeeping services	53	(D)	(D)	(D)	CC
873 ex. 8733	Research, development, and testing services (except noncommercial research organizations)	7	(D)	(D)	(D)	CC
874	Management and public relations services	39	(D)	(D)	(D)	CC
89	Services, n.e.c.	41	(D)	(D)	(D)	CC

Table 7a. Summary Statistics for Firms Subject to Federal Income Tax for Metropolitan Areas: 1992

[Includes only establishments with payroll. For meaning of abbreviations and symbols, see introductory text. For explanation of terms and comparability of 1987 and 1992 censuses, see appendix A. For definitions of CMSA's, MSA's, and PMSA's, see appendix D]

SIC code	Geographic area and kind of business or operation	Establishments (number)	Receipts (\$1,000)	Annual payroll (\$1,000)	First-quarter payroll (\$1,000)	Paid employees for pay period including March 12 (number)
ALBUQUERQUE, NM MSA						
	Total	4 987	3 907 503	1 541 080	363 313	65 108
70 ex. 704	Hotels, rooming houses, camps, and other lodging places (except membership lodging)	122	161 445	41 113	10 245	4 063
7011	Hotels and motels	107	157 431	40 378	10 108	3 968
7011 pt.	Hotels	43	126 820	34 422	8 739	3 181
7011 pt.	Hotels, 25 guestrooms or more	38	126 451	34 378	8 730	3 172
7011 pt.	Hotels, less than 25 guestrooms	5	369	44	9	9
7011 pt.	Motels, motor hotels, and tourist courts	64	30 611	5 956	1 369	787
7011 pt.	Motels, tourist courts	54	20 785	3 999	902	494
7011 pt.	Motor hotels	10	9 826	1 957	467	293
702, 3	Other lodging places	15	4 014	735	137	95
702	Rooming and boarding houses	2	(D)	(D)	(D)	BB
703	Camps and recreational vehicle parks	13	(D)	(D)	(D)	BB
72	Personal services	453	92 835	31 033	7 525	3 159
721	Laundry, cleaning, and garment services	142	38 856	11 391	2 548	1 009
7211	Power laundries, family and commercial*	4	(D)	(D)	(D)	BB
7213	Linen supply*	3	(D)	(D)	(D)	AA
7215	Coin-operated laundries and drycleaning	32	6 473	916	229	101
7216	Drycleaning plants, except rug cleaning*	60	10 334	3 648	838	403
7217	Carpet and upholstery cleaning	24	4 303	1 217	219	99
7218	Industrial launderers*	5	14 041	4 143	970	292
7212, 9	Other laundry, cleaning, and garment services*	14	(D)	(D)	(D)	BB
7212	Garment pressing, and agents for laundries and drycleaners	4	25 1	94	19	7
7219	Laundry and garment services, n.e.c.*	10	(D)	(D)	(D)	BB
722	Photographic studios, portrait	37	7 868	1 955	434	196
723, 4	Beauty and barber shops	212	26 726	10 955	2 649	1 097
723	Beauty shops	196	25 690	10 477	2 529	1 047
724	Barber shops	16	1 036	478	120	50
725	Shoe repair shops and shoeshine parlors	10	860	215	51	23
726	Funeral service and crematories	14	8 362	3 155	771	169
729	Miscellaneous personal services	38	10 163	3 362	1 072	665
7291	Tax return preparation services	11	(D)	(D)	(D)	EE
7299	Miscellaneous personal services, n.e.c.	27	(D)	(D)	(D)	CC

Table 7a. Summary Statistics for Firms Subject to Federal Income Tax for Metropolitan Areas: 1992 — Con.

[Includes only establishments with payroll. For meaning of abbreviations and symbols, see introductory text. For explanation of terms and comparability of 1987 and 1992 censuses, see appendix A. For definitions of CMSA's, MSA's, and PMSA's, see appendix D]

SIC code	Geographic area and kind of business or operation	Establishments (number)	Receipts (\$1,000)	Annual payroll (\$1,000)	First-quarter payroll (\$1,000)	Paid employees for pay period including March 12 (number)
ALBUQUERQUE, NM MSA—Con.						
73	Business services -----	839	482 862	206 237	49 180	16 182
731	Advertising -----	53	25 923	8 671	2 117	375
7311	Advertising agencies -----	39	17 833	6 645	1 633	266
7312	Outdoor advertising services -----	4	(D)	(D)	(D)	BB
7313	Radio, television, publishers' advertising representatives -----	6	(D)	(D)	(D)	BB
7319	Advertising, n.e.c. -----	4	(D)	(D)	(D)	BB
732	Consumer credit reporting agencies, mercantile reporting agencies, and adjustment and collection agencies -----	17	12 191	3 809	933	220
7322	Adjustment and collection services -----	11	(D)	(D)	(D)	CC
7323	Credit reporting services -----	6	(D)	(D)	(D)	BB
733	Mailing, reproduction, commercial art and photography, and stenographic services -----	83	27 613	8 954	1 995	474
7331	Direct mail advertising services -----	6	2 355	463	83	39
7334	Photocopying and duplicating services -----	12	9 699	3 116	617	155
7335, 6	Commercial photography, art, and graphics -----	40	9 157	2 700	597	144
7335	Commercial photography -----	8	1 000	232	35	9
7336	Commercial art and graphic design -----	32	8 157	2 468	562	135
7338	Secretarial and court reporting services -----	25	6 402	2 675	698	136
734	Services to dwellings and other buildings -----	148	31 334	14 030	2 998	1 993
7342	Disinfecting and pest control services -----	32	6 062	2 135	456	129
7349	Building cleaning and maintenance services, n.e.c. -----	116	25 272	11 895	2 542	1 864
735	Miscellaneous equipment rental and leasing -----	65	49 923	10 896	2 485	523
7352	Medical equipment rental and leasing -----	8	9 553	1 543	373	63
7353	Heavy construction equipment rental and leasing -----	9	5 023	1 149	250	65
7359	Equipment rental and leasing, n.e.c. -----	48	35 347	8 204	1 862	395
736	Personnel supply services -----	81	109 033	78 743	19 497	7 158
7361	Employment agencies -----	23	3 850	1 942	412	106
7363	Help supply services -----	58	105 183	76 801	19 085	7 052
7363 pt.	Temporary help supply -----	51	(D)	(D)	(D)	HH
7363 pt.	Help supply, except temporary -----	7	(D)	(D)	(D)	HH
737	Computer programming, data processing, and other computer related services -----	165	135 980	47 181	10 881	1 290
7371, 2, 3	Computer programming, prepackaged software, and integrated systems -----	98	84 772	31 157	7 246	790
7371	Computer programming services -----	69	52 824	23 490	5 416	564
7372	Prepackaged software -----	18	15 373	5 020	1 179	131
7373	Computer integrated systems -----	11	16 575	2 647	651	95
7374, 5, 6	Data processing services -----	23	15 808	4 771	1 159	188
7374, 5	Computer processing, information retrieval -----	23	15 808	4 771	1 159	188
7376	Computer facilities management services -----	-	-	-	-	-
7377, 8, 9	Computer rental and leasing, maintenance, and related services, n.e.c. -----	44	35 400	11 253	2 476	312
7377	Computer rental and leasing -----	1	(D)	(D)	(D)	AA
7378	Computer maintenance and repair -----	18	18 843	3 760	921	123
7379	Computer related services, n.e.c. -----	25	(D)	(D)	(D)	CC
738	Miscellaneous business services -----	227	90 865	33 953	8 274	4 149
7381, 2	Detective agencies and protective services -----	42	29 322	16 707	4 285	1 539
7381	Detective, guard, and armored car services -----	36	24 637	15 263	4 006	1 482
7382	Security systems services -----	6	4 685	1 444	279	57
7383	News syndicates -----	2	(D)	(D)	(D)	BB
7384	Photofinishing laboratories* -----	28	11 905	2 404	590	145
7389	Business services, n.e.c. -----	155	(D)	(D)	(D)	GG
7389 pt.	Sign painting shops -----	11	(D)	(D)	(D)	BB
7389 pt.	Interior designing -----	10	1 840	209	53	17
7389 pt.	Telephone answering services -----	9	2 491	1 050	264	102
7389 pt.	Other business services -----	125	42 623	12 588	2 848	2 303
75	Automotive repair, services, and parking -----	474	246 435	50 566	12 121	3 026
751	Automotive rental and leasing, without drivers -----	31	106 444	11 514	2 835	659
7513	Truck rental and leasing, without drivers -----	11	(D)	(D)	(D)	CC
7514, 5	Passenger car rental and leasing -----	17	(D)	(D)	(D)	EE
7514	Passenger car rental -----	17	(D)	(D)	(D)	EE
7515	Passenger car leasing -----	-	-	-	-	-
7519	Utility trailer and recreational vehicle rental -----	3	(D)	(D)	(D)	AA
752	Automobile parking -----	13	3 593	780	183	87
753	Automotive repair shops -----	362	115 776	30 838	7 348	1 718
7532	Top, body, and upholstery repair shops and paint shops -----	82	31 746	9 196	2 097	475
7532 pt.	Top and body repair shops -----	70	27 245	7 661	1 733	386
7532 pt.	Paint shops -----	12	4 501	1 535	364	89
7538	General automotive repair shops -----	177	52 157	13 562	3 244	757
7538 pt.	General automotive repair shops, except diesel -----	162	47 889	12 529	3 005	694
7538 pt.	Diesel repair shops -----	15	4 268	1 033	239	63
7533, 4, 6, 7, 9	Other automotive repair shops -----	103	31 873	8 080	2 007	486
7533	Automotive exhaust system repair shops -----	8	1 976	538	117	31
7534	Tire retreading and repair shops -----	5	(D)	(D)	(D)	BB
7536	Automotive glass replacement shops -----	23	9 284	2 053	582	154
7537	Automotive transmission repair shops -----	21	5 889	1 797	401	92
7539	Automotive repair shops, n.e.c. -----	46	(D)	(D)	(D)	CC
7539 pt.	Radiator repair -----	14	2 786	559	123	38
7539 pt.	Brake, front end, and wheel alignment -----	18	4 956	1 472	370	83
7539 pt.	Automotive electrical and fuel system services -----	12	2 984	777	199	45
7539 pt.	Other automotive repair shops, n.e.c. -----	2	(D)	(D)	(D)	AA
754	Automotive services, except repair -----	68	20 622	7 434	1 755	562
7542	Carwashes -----	27	7 371	3 168	767	302
7549	Automotive services, except repair and carwashes -----	41	13 251	4 266	988	260

Table 7a. Summary Statistics for Firms Subject to Federal Income Tax for Metropolitan Areas: 1992—Con.

[Includes only establishments with payroll. For meaning of abbreviations and symbols, see introductory text. For explanation of terms and comparability of 1987 and 1992 censuses, see appendix A. For definitions of CMSA's, MSA's, and PMSA's, see appendix D]

SIC code	Geographic area and kind of business or operation	Establishments (number)	Receipts (\$1,000)	Annual payroll (\$1,000)	First-quarter payroll (\$1,000)	Paid employees for pay period including March 12 (number)
ALBUQUERQUE, NM MSA—Con.						
76	Miscellaneous repair services	195	52 015	16 399	3 899	968
762	Electrical repair shops	62	22 540	7 656	1 909	433
7622	Radio and television repair shops	22	4 716	1 624	444	116
7623, 9	Other electrical and electronic repair shops	40	17 824	6 032	1 465	317
7623	Refrigeration and air-conditioning service and repair shops	8	3 508	847	190	39
7629	Electrical and electronic repair shops, n.e.c.	32	14 316	5 185	1 275	278
763	Watch, clock, and jewelry repair	2	(D)	(D)	(D)	AA
764	Reupholstery and furniture repair	22	2 271	829	181	69
769	Miscellaneous repair and related services	109	(D)	(D)	(D)	EE
7692	Welding repair	6	847	266	83	30
7694	Armature rewinding shops	4	2 692	787	184	39
7699	Repair shops and related services, n.e.c.	99	(D)	(D)	(D)	EE
78, 79, 84	Amusement and recreation services, including motion pictures and museums	239	178 978	32 572	7 569	3 436
781, 2	Motion picture production, distribution, and services	25	12 109	2 909	732	118
783	Motion picture theaters	17	21 050	2 945	685	373
7832	Motion picture theaters, except drive-in	16	(D)	(D)	(D)	EE
7833	Drive-in motion picture theaters	1	(D)	(D)	(D)	AA
784	Video tape rental	48	9 122	1 801	442	275
792	Theatrical producers (except motion picture), bands, orchestras, and entertainers	12	3 748	637	124	78
7922	Theatrical producers (except motion picture) and miscellaneous theatrical services	4	(D)	(D)	(D)	BB
7929	Bands, orchestras, actors, and other entertainers and entertainment groups	8	(D)	(D)	(D)	BB
793	Bowling centers	10	6 356	2 283	475	222
79 ex. 792, 3, 84	Commercial sports and other amusement and recreation services, including museums	127	126 593	21 997	5 111	2 370
794	Commercial sports	11	(D)	(D)	(D)	CC
7941	Professional sports clubs, managers, promoters	2	(D)	(D)	(D)	AA
7948	Racing, including track operation	9	(D)	(D)	(D)	BB
79 ex. 792, 3, 4; 84	Other amusement and recreation services, including museums	116	(D)	(D)	(D)	GG
791	Dance studios, schools, and halls	16	(D)	(D)	(D)	CC
7991	Physical fitness facilities	21	5 984	1 481	318	290
7992	Public golf courses	4	2 621	826	139	58
7993	Coin-operated amusement devices	9	2 862	592	135	43
7996	Amusement parks	2	(D)	(D)	(D)	AA
7997	Membership sports and recreation clubs	13	13 679	3 275	796	333
7999, 84	Amusement and recreation services, including museums, n.e.c.	51	(D)	(D)	(D)	GG
7999 pt.	Concession operators of amusement devices and rides	4	(D)	(D)	(D)	BB
7999 pt.	Carnivals, circuses, and fairs	—	—	—	—	—
7999 pt., 84	Other recreation and amusements, including museums	47	65 162	9 171	2 356	1 379
80	Health services	1 067	834 497	376 928	84 173	12 648
801	Offices and clinics of doctors of medicine	415	362 513	197 200	41 267	3 545
8011 pt.	Offices of doctors of medicine	394	(D)	(D)	(D)	HH
8011 pt.	General medical clinics	21	(D)	(D)	(D)	GG
802	Offices and clinics of dentists	262	82 445	31 173	7 006	1 441
803	Offices and clinics of doctors of osteopathy	25	8 305	3 068	622	109
804	Offices and clinics of other health practitioners	216	47 715	14 672	3 451	902
8041	Offices and clinics of chiropractors	78	17 469	4 863	1 105	285
8042	Offices and clinics of optometrists	37	10 925	2 593	742	158
8043	Offices and clinics of podiatrists	17	4 744	1 347	342	78
8049	Offices and clinics of health practitioners, n.e.c.	84	14 577	5 869	1 262	381
805	Nursing and personal care facilities	18	58 937	24 915	5 969	1 982
8051	Skilled nursing care facilities	14	50 325	20 819	4 936	1 694
8052	Intermediate care facilities	3	(D)	(D)	(D)	EE
8059	Nursing and personal care facilities, n.e.c.	1	(D)	(D)	(D)	AA
806	Hospitals	6	190 589	80 106	19 709	3 377
8062	General medical and surgical hospitals	1	(D)	(D)	(D)	HH
8063, 9	Specialty hospitals	5	(D)	(D)	(D)	FF
807, 8, 9	Other health services	125	83 993	25 794	6 149	1 292
807	Medical and dental laboratories	70	52 276	14 952	3 485	608
8071	Medical laboratories	35	45 814	12 600	2 916	471
8072	Dental laboratories	35	6 462	2 352	569	137
808	Home health care services	18	13 442	5 352	1 332	444
809	Miscellaneous health and allied services, n.e.c.	37	18 275	5 490	1 332	240
8092	Kidney dialysis centers	3	(D)	(D)	(D)	BB
8093	Specialty outpatient facilities, n.e.c.	20	8 643	3 175	837	143
8099	Health and allied services, n.e.c.	14	(D)	(D)	(D)	BB
81	Legal services	551	240 532	113 944	24 551	3 118
823, 4, 9	Selected educational services	49	11 214	3 563	754	210
823	Libraries	3	145	21	4	3
824	Vocational schools	14	6 018	2 261	514	123
829	Schools and educational services, n.e.c.	32	5 051	1 281	236	84
83	Social services	132	37 356	16 763	4 057	1 482
835	Child day care services	58	9 289	3 856	945	550
832, 3, 6, 9	Other social services	74	28 067	12 907	3 112	932

Table 7a. Summary Statistics for Firms Subject to Federal Income Tax for Metropolitan Areas: 1992—Con.

[Includes only establishments with payroll. For meaning of abbreviations and symbols, see introductory text. For explanation of terms and comparability of 1987 and 1992 censuses, see appendix A. For definitions of CMSA's, MSA's, and PMSA's, see appendix D]

SIC code	Geographic area and kind of business or operation	Establishments (number)	Receipts (\$1,000)	Annual payroll (\$1,000)	First-quarter payroll (\$1,000)	Paid employees for pay period including March 12 (number)
ALBUQUERQUE, NM MSA—Con.						
87 ex. 8733	Engineering, accounting, research, management, and related services (except noncommercial research organizations) -----	792	1 521 435	631 903	154 928	16 269
871	Engineering, architectural, and surveying services -----	305	359 748	151 354	35 434	4 062
8711	Engineering services -----	195	315 799	135 984	32 207	3 495
8712	Architectural services -----	79	35 502	11 921	2 534	417
8713	Surveying services -----	31	8 447	3 449	693	150
872	Accounting, auditing, and bookkeeping services -----	256	(D)	(D)	(D)	GG
873 ex. 8733	Research, development, and testing services (except noncommercial research organizations) -----	72	(D)	(D)	(D)	GG
8731	Commercial physical and biological research -----	40	89 552	50 271	11 781	1 332
8732	Commercial economic, sociological, and educational research -----	15	(D)	(D)	(D)	EE
8734	Testing laboratories -----	17	21 039	9 450	2 297	327
874	Management and public relations services -----	159	(D)	(D)	(D)	II
8741	Management services -----	35	(D)	(D)	(D)	FF
8742	Management consulting services -----	84	(D)	(D)	(D)	EE
8743	Public relations services -----	6	(D)	(D)	(D)	AA
8744	Facilities support management services -----	6	(D)	(D)	(D)	II
8748	Business consulting services, n.e.c. -----	28	(D)	(D)	(D)	EE
89	Services, n.e.c. -----	74	47 899	20 059	4 311	547
LAS CRUCES, NM MSA						
	Total -----	768	366 415	134 301	31 748	7 400
70 ex. 704	Hotels, rooming houses, camps, and other lodging places (except membership lodging) -----	25	20 323	5 160	1 458	740
7011	Hotels and motels -----	22	19 806	5 102	1 431	728
7011 pt.	Hotels -----	8	14 087	3 933	1 157	570
7011 pt.	Motels, motor hotels, and tourist courts -----	14	5 719	1 169	274	158
702, 3	Other lodging places -----	3	517	58	27	12
72	Personal services -----	64	8 220	2 787	660	350
721	Laundry, cleaning, and garment services -----	16	2 814	930	211	102
7211	Power laundries, family and commercial* -----	—	—	—	—	—
7213	Linen supply* -----	—	—	—	—	—
7215	Coin-operated laundries and drycleaning -----	7	847	207	48	30
7216	Drycleaning plants, except rug cleaning* -----	5	1 654	651	148	63
7217	Carpet and upholstery cleaning -----	2	(D)	(D)	(D)	AA
7218	Industrial laundrers* -----	—	—	—	—	—
7212, 9	Other laundry, cleaning, and garment services* -----	2	(D)	(D)	(D)	AA
722	Photographic studios, portrait -----	4	358	42	14	7
723, 4	Beauty and barber shops -----	29	2 679	1 097	256	106
723	Beauty shops -----	29	2 679	1 097	256	106
724	Barber shops -----	—	—	—	—	—
725	Shoe repair shops and shoeshine parlors -----	2	(D)	(D)	(D)	AA
726	Funeral service and crematories -----	4	1 420	485	101	17
729	Miscellaneous personal services -----	9	(D)	(D)	(D)	CC
73	Business services -----	106	39 807	16 709	4 177	1 202
731	Advertising -----	6	961	339	85	30
732	Consumer credit reporting agencies, mercantile reporting agencies, and adjustment and collection agencies -----	5	1 236	602	148	39
733	Mailing, reproduction, commercial art and photography, and stenographic services -----	7	3 754	650	155	58
734	Services to dwellings and other buildings -----	30	5 392	1 871	432	287
735	Miscellaneous equipment rental and leasing -----	11	4 958	900	208	54
736	Personnel supply services -----	6	(D)	(D)	(D)	CC
737	Computer programming, data processing, and other computer related services -----	23	16 499	8 683	2 235	407
7371, 2, 3	Computer programming, prepackaged software, and integrated systems -----	11	6 200	3 204	708	99
7374, 5, 6	Data processing services -----	4	(D)	(D)	(D)	EE
7377, 8, 9	Computer rental and leasing, maintenance, and related services, n.e.c. -----	8	(D)	(D)	(D)	BB
738	Miscellaneous business services -----	18	(D)	(D)	(D)	CC
75	Automotive repair, services, and parking -----	77	15 881	4 018	938	318
751	Automotive rental and leasing, without drivers -----	2	(D)	(D)	(D)	AA
752	Automobile parking -----	—	—	—	—	—
753	Automotive repair shops -----	62	12 970	3 272	759	224
7532	Top, body, and upholstery repair shops and paint shops -----	10	2 587	728	183	41
7538	General automotive repair shops -----	34	7 042	1 742	391	121
7533, 4, 6, 7, 9	Other automotive repair shops -----	18	3 341	802	185	62
754	Automotive services, except repair -----	13	(D)	(D)	(D)	BB
76	Miscellaneous repair services -----	36	10 168	2 070	503	125
762	Electrical repair shops -----	10	2 316	1 000	254	52
7622	Radio and television repair shops -----	5	885	515	131	22
7623, 9	Other electrical and electronic repair shops -----	5	1 431	485	123	30
763	Watch, clock, and jewelry repair -----	2	(D)	(D)	(D)	AA
764	Reupholstery and furniture repair -----	2	(D)	(D)	(D)	AA
769	Miscellaneous repair and related services -----	22	(D)	(D)	(D)	BB

Table 7a. Summary Statistics for Firms Subject to Federal Income Tax for Metropolitan Areas: 1992—Con.

[Includes only establishments with payroll. For meaning of abbreviations and symbols, see introductory text. For explanation of terms and comparability of 1987 and 1992 censuses, see appendix A. For definitions of CMSA's, MSA's, and PMSA's, see appendix D]

SIC code	Geographic area and kind of business or operation	Establishments (number)	Receipts (\$1,000)	Annual payroll (\$1,000)	First-quarter payroll (\$1,000)	Paid employees for pay period including March 12 (number)
LAS CRUCES, NM MSA—Con.						
78, 79, 84	Amusement and recreation services, including motion pictures and museums	40	17 774	4 527	1 217	594
781, 2	Motion picture production, distribution, and services	2	(D)	(D)	(D)	AA
783	Motion picture theaters	6	(D)	(D)	(D)	BB
784	Video tape rental	10	(D)	(D)	(D)	BB
792	Theatrical producers (except motion picture), bands, orchestras, and entertainers	—	—	—	—	—
793	Bowling centers	1	(D)	(D)	(D)	AA
79 ex. 792, 3; 84	Commercial sports and other amusement and recreation services, including museums	21	13 150	3 669	1 018	422
80	Health services	219	121 035	39 502	9 095	1 978
801	Offices and clinics of doctors of medicine	109	43 737	16 203	3 629	544
802	Offices and clinics of dentists	41	13 846	4 758	1 079	235
803	Offices and clinics of doctors of osteopathy	4	1 891	733	186	31
804	Offices and clinics of other health practitioners	37	6 591	2 059	430	109
805	Nursing and personal care facilities	5	(D)	(D)	(D)	EE
806	Hospitals	2	(D)	(D)	(D)	EE
807, 8, 9	Other health services	21	(D)	(D)	(D)	EE
81	Legal services	54	14 412	5 874	1 313	242
823, 4, 9	Selected educational services	9	1 711	472	90	46
83	Social services	19	4 667	1 937	432	220
835	Child day care services	13	2 033	801	195	122
832, 3, 6, 9	Other social services	6	2 634	1 136	237	98
87 ex. 8733	Engineering, accounting, research, management, and related services (except noncommercial research organizations)	110	110 281	50 182	11 745	1 563
871	Engineering, architectural, and surveying services	37	82 179	37 256	8 787	1 090
872	Accounting, auditing, and bookkeeping services	36	(D)	(D)	(D)	CC
873 ex. 8733	Research, development, and testing services (except noncommercial research organizations)	15	14 273	6 666	1 534	194
874	Management and public relations services	22	(D)	(D)	(D)	CC
89	Services, n.e.c.	9	2 136	1 063	120	22
SANTA FE, NM MSA						
	Total	1 250	719 615	250 447	60 642	12 099
70 ex. 704	Hotels, rooming houses, camps, and other lodging places (except membership lodging)	61	110 432	29 403	6 369	2 398
7011	Hotels and motels	56	108 771	29 123	6 341	2 383
7011 pt.	Hotels	35	87 115	23 810	5 251	1 964
7011 pt.	Motels, motor hotels, and tourist courts	21	21 656	5 313	1 090	419
702, 3	Other lodging places	5	1 661	280	28	15
72	Personal services	93	16 463	5 072	1 263	410
721	Laundry, cleaning, and garment services	27	7 214	2 105	567	165
7211	Power laundries, family and commercial*	1	(D)	(D)	(D)	AA
7213	Linen supply*	—	—	—	—	—
7215	Coin-operated laundries and drycleaning	8	985	226	35	24
7216	Drycleaning plants, except rug cleaning*	12	4 445	1 451	318	101
7217	Carpet and upholstery cleaning	3	(D)	(D)	(D)	AA
7218	Industrial laundriers*	1	(D)	(D)	(D)	BB
7212, 9	Other laundry, cleaning, and garment services*	2	(D)	(D)	(D)	AA
722	Photographic studios, portrait	4	882	107	26	9
723, 4	Beauty and barber shops	48	4 553	1 794	420	151
723	Beauty shops	45	4 412	1 726	412	147
724	Barber shops	3	141	68	8	4
725	Shoe repair shops and shoeshine parlors	2	(D)	(D)	(D)	AA
726	Funeral service and crematories	2	(D)	(D)	(D)	AA
729	Miscellaneous personal services	10	(D)	(D)	(D)	BB
73	Business services	193	67 128	24 490	9 176	1 903
731	Advertising	16	5 231	1 393	259	48
732	Consumer credit reporting agencies, mercantile reporting agencies, and adjustment and collection agencies	5	845	301	64	20
733	Mailing, reproduction, commercial art and photography, and stenographic services	27	7 418	1 882	397	122
734	Services to dwellings and other buildings	36	2 954	1 032	216	169
735	Miscellaneous equipment rental and leasing	16	9 460	2 302	493	121
736	Personnel supply services	11	4 347	2 796	581	522
737	Computer programming, data processing, and other computer related services	33	17 873	6 658	1 508	204
7371, 2, 3	Computer programming, prepackaged software, and integrated systems	22	10 099	3 259	637	76
7374, 5, 6	Data processing services	7	(D)	(D)	(D)	CC
7377, 8, 9	Computer rental and leasing, maintenance, and related services, n.e.c.	4	(D)	(D)	(D)	AA
738	Miscellaneous business services	49	19 000	8 126	5 658	697

Table 7a. Summary Statistics for Firms Subject to Federal Income Tax for Metropolitan Areas: 1992 — Con.

[Includes only establishments with payroll. For meaning of abbreviations and symbols, see introductory text. For explanation of terms and comparability of 1987 and 1992 censuses, see appendix A. For definitions of CMSA's, MSA's, and PMSA's, see appendix D]

SIC code	Geographic area and kind of business or operation	Establishments (number)	Receipts (\$1,000)	Annual payroll (\$1,000)	First-quarter payroll (\$1,000)	Paid employees for pay period including March 12 (number)
SANTA FE, NM MSA — Con.						
75	Automotive repair, services, and parking	79	21 545	6 375	1 590	389
751	Automotive rental and leasing, without drivers	4	1 062	197	59	21
752	Automobile parking	—	—	—	—	—
753	Automotive repair shops	58	16 923	5 036	1 267	266
7532	Top, body, and upholstery repair shops and paint shops	11	4 138	1 304	416	68
7538	General automotive repair shops	38	10 421	3 087	700	164
7533, 4, 6, 7, 9	Other automotive repair shops	9	2 364	645	151	34
754	Automotive services, except repair	17	3 560	1 142	264	102
76	Miscellaneous repair services	29	5 815	2 552	648	137
762	Electrical repair shops	8	1 284	405	86	28
7622	Radio and television repair shops	3	325	84	21	13
7623, 9	Other electrical and electronic repair shops	5	959	321	65	15
763	Watch, clock, and jewelry repair	—	—	—	—	—
764	Reupholstery and furniture repair	2	(D)	(D)	(D)	AA
769	Miscellaneous repair and related services	19	(D)	(D)	(D)	CC
78, 79, 84	Amusement and recreation services, including motion pictures and museums	67	31 616	6 509	1 262	444
781, 2	Motion picture production, distribution, and services	15	1 680	429	62	18
783	Motion picture theaters	7	(D)	(D)	(D)	CC
784	Video tape rental	6	973	205	55	35
792	Theatrical producers (except motion picture), bands, orchestras, and entertainers	5	2 033	680	90	14
793	Bowling centers	2	(D)	(D)	(D)	BB
79 ex. 792, 3; 84	Commercial sports and other amusement and recreation services, including museums	32	21 738	4 304	845	247
80	Health services	305	145 747	59 231	13 293	2 148
801	Offices and clinics of doctors of medicine	144	69 861	33 219	7 268	899
802	Offices and clinics of dentists	71	21 523	8 130	1 873	375
803	Offices and clinics of doctors of osteopathy	1	(D)	(D)	(D)	AA
804	Offices and clinics of other health practitioners	66	12 511	3 259	642	180
805	Nursing and personal care facilities	3	(D)	(D)	(D)	CC
806	Hospitals	1	(D)	(D)	(D)	BB
807, 8, 9	Other health services	19	(D)	(D)	(D)	EE
81	Legal services	137	69 423	28 876	6 525	709
823, 4, 9	Selected educational services	14	15 280	7 449	1 834	224
83	Social services	28	3 162	1 037	231	116
835	Child day care services	21	2 187	761	179	89
832, 3, 6, 9	Other social services	7	975	276	52	27
87 ex. 8733	Engineering, accounting, research, management, and related services (except noncommercial research organizations)	200	215 306	72 304	17 060	3 040
871	Engineering, architectural, and surveying services	89	49 863	19 393	4 194	768
872	Accounting, auditing, and bookkeeping services	57	(D)	(D)	(D)	CC
873 ex. 8733	Research, development, and testing services (except noncommercial research organizations)	12	19 352	9 224	2 312	272
874	Management and public relations services	42	(D)	(D)	(D)	GG
89	Services, n.e.c.	44	17 698	7 149	1 391	181

Table 7b. Summary Statistics for Firms Exempt From Federal Income Tax for Metropolitan Areas: 1992

[Includes only establishments with payroll. For meaning of abbreviations and symbols, see introductory text. For explanation of terms and comparability of 1987 and 1992 censuses, see appendix A. For definitions of CMSA's, MSA's, and PMSA's, see appendix D]

SIC code	Geographic area and kind of business or operation	Establishments (number)	Revenue (\$1,000)	Annual payroll (\$1,000)	First-quarter payroll (\$1,000)	Paid employees for pay period including March 12 (number)
ALBUQUERQUE, NM MSA						
	Total	545	940 750	418 070	99 116	20 386
7032, 704	Camps and membership lodging	3	(D)	(D)	(D)	AA
792, 7991 pt., 7997, 7999 pt., 84	Selected amusement, recreation, and related services	24	15 580	5 872	1 355	403
8011 pt.; 8021 pt.; 805, 6, 8, 9	Selected health services	50	710 146	335 191	79 372	13 635
8011 pt., 8021 pt., 805	Clinics of doctors of medicine and dentists	12	12 863	5 557	1 306	294
	Nursing and personal care facilities	6	26 683	14 035	3 263	853
806	Hospitals	16	647 265	304 356	72 210	11 733
8062	General medical and surgical hospitals	10	(D)	(D)	(D)	II
8063, 9	Specialty hospitals	6	(D)	(D)	(D)	GG
808, 9	Other health services	16	23 335	11 243	2 593	755
8111 pt.	Legal aid societies and similar legal services	6	(D)	(D)	(D)	BB
823, 4, 9	Selected educational services	24	6 413	1 727	437	99
83	Social services	210	102 780	39 943	9 628	3 920
835	Child day care services	53	14 074	7 233	1 667	823
832, 3, 6, 9	Other social services	157	88 706	32 710	7 961	3 097
832	Individual and family social services	56	25 929	9 774	2 225	676
833	Job training and vocational rehabilitation services	13	9 260	4 207	1 063	551
836	Residential care	34	22 468	9 249	2 140	762
839	Social services, n.e.c.	54	31 049	9 480	2 533	1 108
861, 2, 4, 9	Selected membership organizations	202	73 187	21 238	5 117	1 840
861	Business associations	40	13 743	5 248	1 300	234
864	Civic, social, and fraternal associations	102	33 059	8 013	1 862	1 013
862, 9	Other membership organizations	60	26 385	7 977	1 955	593
873, 4 ex. 8744	Research, testing, and consulting services, except facilities support management services	26	30 768	13 277	3 027	435
873	Research, development, and testing services	22	29 930	12 876	2 926	415
874 ex. 8744	Management and public relations services, except facilities support management services	4	838	401	101	20
LAS CRUCES, NM MSA						
	Total	99	108 929	37 692	8 685	1 987
7032, 704	Camps and membership lodging	2	(D)	(D)	(D)	AA
792, 7991 pt., 7997, 7999 pt., 84	Selected amusement, recreation, and related services	7	3 536	890	193	95
8011 pt.; 8021 pt.; 805, 6, 8, 9	Selected health services	18	(D)	(D)	(D)	GG
8111 pt.	Legal aid societies and similar legal services	4	(D)	(D)	(D)	BB
823, 4, 9	Selected educational services	-	-	-	-	-
83	Social services	29	9 788	3 938	934	345
835	Child day care services	9	1 547	610	134	43
832, 3, 6, 9	Other social services	20	8 241	3 328	800	302
861, 2, 4, 9	Selected membership organizations	34	5 884	1 092	300	121
873, 4 ex. 8744	Research, testing, and consulting services, except facilities support management services	5	(D)	(D)	(D)	BB

NM-42 NEW MEXICO

SERVICE INDUSTRIES—GEOGRAPHIC AREA SERIES

Table 7b. Summary Statistics for Firms Exempt From Federal Income Tax for Metropolitan Areas: 1992—Con.

[Includes only establishments with payroll. For meaning of abbreviations and symbols, see introductory text. For explanation of terms and comparability of 1987 and 1992 censuses, see appendix A. For definitions of CMSA's, MSA's, and PMSA's, see appendix D]

SIC code	Geographic area and kind of business or operation	Establishments (number)	Revenue (\$1,000)	Annual payroll (\$1,000)	First-quarter payroll (\$1,000)	Paid employees for pay period including March 12 (number)
	SANTA FE, NM MSA					
	Total	192	202 033	81 936	19 585	4 206
7032, 704	Camps and membership lodging	1	(D)	(D)	(D)	AA
792, 7991 pt., 7997, 7999 pt., 84	Selected amusement, recreation, and related services	22	17 047	7 362	1 303	438
8011 pt.; 8021 pt.; 805, 6, 8, 9	Selected health services	16	128 374	54 904	13 658	2 493
8111 pt.	Legal aid societies and similar legal services	1	(D)	(D)	(D)	AA
823, 4, 9	Selected educational services	9	(D)	(D)	(D)	BB
83	Social services	67	20 499	8 796	2 067	602
835	Child day care services	13	1 961	921	229	86
832, 3, 6, 9	Other social services	54	18 538	7 875	1 838	516
861, 2, 4, 9	Selected membership organizations	66	24 319	7 280	1 741	512
873, 4 ex. 8744	Research, testing, and consulting services, except facilities support management services	10	7 249	1 990	473	77

Table 8a. Summary Statistics for Firms Subject to Federal Income Tax for the Area Outside Metropolitan Areas: 1992

[Includes only establishments with payroll. For meaning of abbreviations and symbols, see introductory text. For explanation of terms and comparability of 1987 and 1992 censuses, see appendix A. For definitions of CMSA's, MSA's, and PMSA's, see appendix D]

SIC code	Kind of business or operation	Establishments (number)	Receipts (\$1,000)	Annual payroll (\$1,000)	First-quarter payroll (\$1,000)	Paid employees for pay period including March 12 (number)
	Total	3 656	1 197 367	405 724	96 912	26 874
70 ex. 704	Hotels, rooming houses, camps, and other lodging places (except membership lodging)	424	186 569	48 342	12 928	6 013
7011	Hotels and motels	378	181 204	47 474	12 780	5 894
7011 pt.	Hotels	126	94 222	27 442	8 361	3 317
7011 pt.	Hotels, 25 guestrooms or more	76	87 206	26 071	7 849	3 069
7011 pt.	Hotels, less than 25 guestrooms	50	7 016	1 371	512	248
7011 pt.	Motels, motor hotels, and tourist courts	252	86 982	20 032	4 419	2 577
7011 pt.	Motels, tourist courts	223	65 436	13 884	2 966	1 827
7011 pt.	Motor hotels	29	21 546	6 148	1 453	750
702, 3	Other lodging places	46	5 365	868	148	119
702	Rooming and boarding houses	7	(D)	(D)	(D)	BB
703	Camps and recreational vehicle parks	39	(D)	(D)	(D)	BB
72	Personal services	413	57 062	16 338	4 235	1 779
721	Laundry, cleaning, and garment services	136	23 053	6 291	1 533	706
7211	Power laundries, family and commercial*	5	(D)	(D)	(D)	BB
7213	Linen supply*	1	(D)	(D)	(D)	BB
7215	Coin-operated laundries and drycleaning	52	5 353	882	203	139
7216	Drycleaning plants, except rug cleaning*	48	5 792	1 905	457	233
7217	Carpet and upholstery cleaning	13	(D)	(D)	(D)	BB
7218	Industrial laundries*	5	(D)	(D)	(D)	CC
7212, 9	Other laundry, cleaning, and garment services*	12	(D)	(D)	(D)	BB
7212	Garment pressing, and agents for laundries and drycleaners	7	988	345	83	38
7219	Laundry and garment services, n.e.c.*	5	(D)	(D)	(D)	AA
722	Photographic studios, portrait	26	3 706	630	210	79
723, 4	Beauty and barber shops	165	11 174	4 244	994	513
723	Beauty shops	152	10 531	3 938	922	487
724	Barber shops	13	643	306	72	26
725	Shoe repair shops and shoeshine parlors	5	(D)	(D)	(D)	AA
726	Funeral service and crematories	40	(D)	(D)	(D)	CC
729	Miscellaneous personal services	41	4 025	1 265	520	261
7291	Tax return preparation services	30	3 113	1 070	485	245
7299	Miscellaneous personal services, n.e.c.	11	912	195	35	16

Table 8a. Summary Statistics for Firms Subject to Federal Income Tax for the Area Outside Metropolitan Areas: 1992 — Con.

[Includes only establishments with payroll. For meaning of abbreviations and symbols, see introductory text. For explanation of terms and comparability of 1987 and 1992 censuses, see appendix A. For definitions of CMSA's, MSA's, and PMSA's, see appendix D]

SIC code	Kind of business or operation	Establishments (number)	Receipts (\$1,000)	Annual payroll (\$1,000)	First-quarter payroll (\$1,000)	Paid employees for pay period including March 12 (number)
73	Business services -----	406	137 574	54 743	12 601	3 453
731	Advertising -----	10	3 370	882	233	57
7311	Advertising agencies -----	6	(D)	(D)	(D)	BB
7312	Outdoor advertising services -----	2	(D)	(D)	(D)	AA
7313	Radio, television, publishers' advertising representatives -----	1	(D)	(D)	(D)	AA
7319	Advertising, n.e.c. -----	1	(D)	(D)	(D)	AA
732	Consumer credit reporting agencies, mercantile reporting agencies, and adjustment and collection agencies -----	16	3 128	1 101	246	78
7322	Adjustment and collection services -----	12	2 551	960	216	67
7323	Credit reporting services -----	4	577	141	30	11
733	Mailing, reproduction, commercial art and photography, and stenographic services -----	24	3 462	727	186	39
7331	Direct mail advertising services -----	3	(D)	(D)	(D)	AA
7334	Photocopying and duplicating services -----	5	836	267	96	12
7335, 6	Commercial photography, art, and graphics -----	9	1 936	367	64	16
7335	Commercial photography -----	3	(D)	(D)	(D)	AA
7336	Commercial art and graphic design -----	6	(D)	(D)	(D)	AA
7338	Secretarial and court reporting services -----	7	(D)	(D)	(D)	AA
734	Services to dwellings and other buildings -----	113	14 930	6 204	1 290	716
7342	Disinfecting and pest control services -----	19	2 794	1 031	209	75
7349	Building cleaning and maintenance services, n.e.c. -----	94	12 136	5 173	1 081	641
735	Miscellaneous equipment rental and leasing -----	89	54 177	18 170	4 462	770
7352	Medical equipment rental and leasing -----	11	(D)	(D)	(D)	BB
7353	Heavy construction equipment rental and leasing -----	14	(D)	(D)	(D)	EE
7359	Equipment rental and leasing, n.e.c. -----	64	33 811	9 470	2 166	435
736	Personnel supply services -----	14	(D)	(D)	(D)	FF
7361	Employment agencies -----	2	(D)	(D)	(D)	AA
7363	Help supply services -----	12	10 922	6 594	1 399	561
7363 pt.	Temporary help supply -----	12	10 922	6 594	1 399	561
7363 pt.	Help supply, except temporary -----	-	-	-	-	-
737	Computer programming, data processing, and other computer related services -----	35	16 178	4 895	1 175	181
7371, 2, 3	Computer programming, prepackaged software, and integrated systems -----	20	10 078	3 063	715	100
7371	Computer programming services -----	13	(D)	(D)	(D)	BB
7372	Prepackaged software -----	1	(D)	(D)	(D)	BB
7373	Computer integrated systems -----	6	(D)	(D)	(D)	AA
7374, 5, 6	Data processing services -----	4	(D)	(D)	(D)	AA
7374, 5	Computer processing, information retrieval -----	4	(D)	(D)	(D)	AA
7376	Computer facilities management services -----	-	-	-	-	-
7377, 8, 9	Computer rental and leasing, maintenance, and related services, n.e.c. -----	11	(D)	(D)	(D)	BB
7377	Computer rental and leasing -----	-	-	-	-	-
7378	Computer maintenance and repair -----	7	(D)	(D)	(D)	BB
7379	Computer related services, n.e.c. -----	4	3 287	990	265	35
738	Miscellaneous business services -----	105	(D)	(D)	(D)	GG
7381, 2	Detective agencies and protective services -----	30	16 753	10 685	2 324	629
7381	Detective, guard, and armored car services -----	24	16 276	10 534	2 293	619
7382	Security systems services -----	6	477	151	31	10
7383	News syndicates -----	-	-	-	-	-
7384	Photofinishing laboratories* -----	11	(D)	(D)	(D)	BB
7389	Business services, n.e.c. -----	64	12 563	4 745	1 122	347
7389 pt.	Sign painting shops -----	5	(D)	(D)	(D)	AA
7389 pt.	Interior designing -----	3	(D)	(D)	(D)	AA
7389 pt.	Telephone answering services -----	11	(D)	(D)	(D)	BB
7389 pt.	Other business services -----	45	10 094	3 898	912	238
75	Automotive repair, services, and parking -----	411	83 862	19 238	4 781	1 387
751	Automotive rental and leasing, without drivers -----	17	(D)	(D)	(D)	BB
7513	Truck rental and leasing, without drivers -----	3	(D)	(D)	(D)	BB
7514, 5	Passenger car rental and leasing -----	11	(D)	(D)	(D)	BB
7514	Passenger car rental -----	11	(D)	(D)	(D)	BB
7515	Passenger car leasing -----	-	-	-	-	-
7519	Utility trailer and recreational vehicle rental -----	3	(D)	(D)	(D)	AA
752	Automobile parking -----	-	-	-	-	-
753	Automotive repair shops -----	332	68 622	15 632	3 860	1 016
7532	Top, body, and upholstery repair shops and paint shops -----	82	14 532	3 289	708	218
7532 pt.	Top and body repair shops -----	73	13 414	3 031	650	197
7532 pt.	Paint shops -----	9	1 118	258	58	21
7538	General automotive repair shops -----	172	36 406	7 878	1 900	534
7538 pt.	General automotive repair shops, except diesel -----	139	23 272	4 714	1 118	356
7538 pt.	Diesel repair shops -----	33	13 134	3 164	782	178
7533, 4, 6, 7, 9	Other automotive repair shops -----	78	17 684	4 465	1 252	264
7533	Automotive exhaust system repair shops -----	18	3 774	1 012	239	53
7534	Tire retreading and repair shops -----	3	(D)	(D)	(D)	AA
7536	Automotive glass replacement shops -----	8	(D)	(D)	(D)	AA
7537	Automotive transmission repair shops -----	21	4 434	1 148	477	76
7539	Automotive repair shops, n.e.c. -----	28	6 681	1 660	398	102
7539 pt.	Radiator repair -----	8	2 376	609	130	31
7539 pt.	Brake, front end, and wheel alignment -----	11	2 841	754	188	47
7539 pt.	Automotive electrical and fuel system services -----	6	817	159	47	14
7539 pt.	Other automotive repair shops, n.e.c. -----	3	647	138	33	10
754	Automotive services, except repair -----	62	(D)	(D)	(D)	EE
7542	Carwashes -----	35	(D)	(D)	(D)	CC
7549	Automotive services, except repair and carwashes -----	27	5 079	1 154	265	90

Table 8a. Summary Statistics for Firms Subject to Federal Income Tax for the Area Outside Metropolitan Areas: 1992 – Con.

[Includes only establishments with payroll. For meaning of abbreviations and symbols, see introductory text. For explanation of terms and comparability of 1987 and 1992 censuses, see appendix A. For definitions of CMSA's, MSA's, and PMSA's, see appendix D]

SIC code	Kind of business or operation	Establishments (number)	Receipts (\$1,000)	Annual payroll (\$1,000)	First-quarter payroll (\$1,000)	Paid employees for pay period including March 12 (number)
76	Miscellaneous repair services	194	58 307	15 388	3 745	860
762	Electrical repair shops	47	12 339	2 982	631	164
7622	Radio and television repair shops	24	7 959	1 349	287	77
7623, 9	Other electrical and electronic repair shops	23	4 380	1 633	344	87
7623	Refrigeration and air-conditioning service and repair shops	5	986	405	65	19
7629	Electrical and electronic repair shops, n.e.c.	18	3 394	1 228	279	68
763	Watch, clock, and jewelry repair	—	—	—	—	—
764	Reupholstery and furniture repair	10	732	138	30	14
769	Miscellaneous repair and related services	137	45 236	12 268	3 084	682
7692	Welding repair	46	(D)	(D)	(D)	CC
7694	Armature rewinding shops	7	(D)	(D)	(D)	BB
7699	Repair shops and related services, n.e.c.	84	29 412	7 740	1 862	397
78, 79, 84	Amusement and recreation services, including motion pictures and museums	277	76 257	17 388	5 121	2 205
781, 2	Motion picture production, distribution, and services	3	(D)	(D)	(D)	BB
783	Motion picture theaters	30	(D)	(D)	(D)	EE
7832	Motion picture theaters, except drive-in	27	(D)	(D)	(D)	EE
7833	Drive-in motion picture theaters	3	(D)	(D)	(D)	AA
784	Video tape rental	79	(D)	(D)	(D)	EE
792	Theatrical producers (except motion picture), bands, orchestras, and entertainers	3	2 081	362	84	30
7922	Theatrical producers (except motion picture) and miscellaneous theatrical services	1	(D)	(D)	(D)	AA
7929	Bands, orchestras, actors, and other entertainers and entertainment groups	2	(D)	(D)	(D)	BB
793	Bowling centers	22	(D)	(D)	(D)	CC
79 ex. 792, 3, 84	Commercial sports and other amusement and recreation services, including museums	140	45 450	11 118	3 723	1 222
794	Commercial sports	4	(D)	(D)	(D)	BB
7941	Professional sports clubs, managers, promoters	—	—	—	—	—
7948	Racing, including track operation	4	(D)	(D)	(D)	BB
79 ex. 792, 3, 4; 84	Other amusement and recreation services, including museums	136	(D)	(D)	(D)	GG
791	Dance studios, schools, and halls	6	(D)	(D)	(D)	BB
7991	Physical fitness facilities	24	3 217	824	189	160
7992	Public golf courses	9	(D)	(D)	(D)	BB
7993	Coin-operated amusement devices	21	3 381	554	142	49
7996	Amusement parks	6	(D)	(D)	(D)	AA
7997	Membership sports and recreation clubs	6	(D)	(D)	(D)	BB
7999, 84	Amusement and recreation services, including museums, n.e.c.	64	(D)	(D)	(D)	FF
7999 pt.	Concession operators of amusement devices and rides	—	—	—	—	—
7999 pt.	Carnivals, circuses, and fairs	2	(D)	(D)	(D)	BB
7999 pt., 84	Other recreation and amusements, including museums	62	24 032	5 034	2 752	749
80	Health services	808	376 791	143 192	31 845	6 871
801	Offices and clinics of doctors of medicine	365	144 694	64 017	13 214	1 825
8011 pt.	Offices of doctors of medicine	361	(D)	(D)	(D)	GG
8011 pt.	General medical clinics	4	(D)	(D)	(D)	BB
802	Offices and clinics of dentists	158	42 250	14 112	3 209	770
803	Offices and clinics of doctors of osteopathy	27	(D)	(D)	(D)	CC
804	Offices and clinics of other health practitioners	170	35 868	9 466	2 070	564
8041	Offices and clinics of chiropractors	70	11 180	2 550	624	172
8042	Offices and clinics of optometrists	49	14 169	2 893	636	198
8043	Offices and clinics of podiatrists	10	1 525	401	86	26
8049	Offices and clinics of health practitioners, n.e.c.	41	8 994	3 622	724	168
805	Nursing and personal care facilities	20	(D)	(D)	(D)	GG
8051	Skilled nursing care facilities	18	(D)	(D)	(D)	GG
8052	Intermediate care facilities	1	(D)	(D)	(D)	BB
8059	Nursing and personal care facilities, n.e.c.	1	(D)	(D)	(D)	AA
806	Hospitals	7	92 983	28 822	7 434	1 402
8062	General medical and surgical hospitals	4	(D)	(D)	(D)	GG
8063, 9	Specialty hospitals	3	(D)	(D)	(D)	EE
807, 8, 9	Other health services	61	(D)	(D)	(D)	FF
807	Medical and dental laboratories	17	(D)	(D)	(D)	CC
8071	Medical laboratories	13	(D)	(D)	(D)	CC
8072	Dental laboratories	4	(D)	(D)	(D)	AA
808	Home health care services	20	8 453	4 742	1 010	569
809	Miscellaneous health and allied services, n.e.c.	24	10 491	4 014	792	163
8092	Kidney dialysis centers	4	(D)	(D)	(D)	BB
8093	Specialty outpatient facilities, n.e.c.	14	3 368	1 731	369	73
8099	Health and allied services, n.e.c.	6	(D)	(D)	(D)	BB
81	Legal services	250	54 811	19 434	4 561	782
823, 4, 9	Selected educational services	12	2 312	701	171	56
823	Libraries	—	—	—	—	—
824	Vocational schools	5	(D)	(D)	(D)	BB
829	Schools and educational services, n.e.c.	7	(D)	(D)	(D)	BB
83	Social services	91	9 873	4 124	946	566
835	Child day care services	61	5 688	2 552	601	405
832, 3, 6, 9	Other social services	30	4 185	1 572	345	161

Table 8a. Summary Statistics for Firms Subject to Federal Income Tax for the Area Outside Metropolitan Areas: 1992 — Con.

[Includes only establishments with payroll. For meaning of abbreviations and symbols, see introductory text. For explanation of terms and comparability of 1987 and 1992 censuses, see appendix A. For definitions of CMSA's, MSA's, and PMSA's, see appendix D]

SIC code	Kind of business or operation	Establishments (number)	Receipts (\$1,000)	Annual payroll (\$1,000)	First-quarter payroll (\$1,000)	Paid employees for pay period including March 12 (number)
87 ex. 8733	Engineering, accounting, research, management, and related services (except noncommercial research organizations) -----	345	145 072	64 866	15 602	2 806
871	Engineering, architectural, and surveying services -----	102	30 764	11 716	2 627	526
8711	Engineering services -----	43	15 435	6 065	1 345	273
8712	Architectural services -----	20	4 390	1 036	220	50
8713	Surveying services -----	39	10 939	4 615	1 062	203
872	Accounting, auditing, and bookkeeping services -----	183	(D)	(D)	(D)	FF
873 ex. 8733	Research, development, and testing services (except noncommercial research organizations) -----	12	(D)	(D)	(D)	CC
8731	Commercial physical and biological research -----	2	(D)	(D)	(D)	BB
8732	Commercial economic, sociological, and educational research -----	1	(D)	(D)	(D)	AA
8734	Testing laboratories -----	9	(D)	(D)	(D)	CC
874	Management and public relations services -----	48	(D)	(D)	(D)	GG
8741	Management services -----	5	(D)	(D)	(D)	BB
8742	Management consulting services -----	18	(D)	(D)	(D)	CC
8743	Public relations services -----	2	(D)	(D)	(D)	AA
8744	Facilities support management services -----	12	(D)	(D)	(D)	GG
8748	Business consulting services, n.e.c. -----	11	1 752	647	176	26
89	Services, n.e.c. -----	25	8 877	1 970	376	96

Table 8b. Summary Statistics for Firms Exempt From Federal Income Tax for the Area Outside Metropolitan Areas: 1992

[Includes only establishments with payroll. For meaning of abbreviations and symbols, see introductory text. For explanation of terms and comparability of 1987 and 1992 censuses, see appendix A. For definitions of CMSA's, MSA's, and PMSA's, see appendix D]

SIC code	Kind of business or operation	Establishments (number)	Revenue (\$1,000)	Annual payroll (\$1,000)	First-quarter payroll (\$1,000)	Paid employees for pay period including March 12 (number)
	Total -----	644	647 691	311 644	75 625	16 370
7032, 704	Camps and membership lodging -----	7	(D)	(D)	(D)	CC
792, 7991 pt., 7997, 7999 pt., 84	Selected amusement, recreation, and related services -----	40	10 643	3 504	817	390
8011 pt.; 8021 pt.; 805, 6, 8, 9	Selected health services -----	115	(D)	(D)	(D)	JJ
8011 pt., 8021 pt., 805	Clinics of doctors of medicine and dentists -----	25	(D)	(D)	(D)	EE
	Nursing and personal care facilities -----	16	34 631	17 951	4 297	1 472
806	Hospitals -----	31	406 119	203 815	50 253	7 994
8062	General medical and surgical hospitals -----	28	(D)	(D)	(D)	II
8063, 9	Specialty hospitals -----	3	(D)	(D)	(D)	GG
808, 9	Other health services -----	43	20 578	10 506	2 563	787
8111 pt.	Legal aid societies and similar legal services -----	14	(D)	(D)	(D)	BB
823, 4, 9	Selected educational services -----	11	(D)	(D)	(D)	BB
83	Social services -----	233	86 168	38 563	9 130	3 373
835	Child day care services -----	25	5 354	3 044	726	349
832, 3, 6, 9	Other social services -----	208	80 814	35 519	8 404	3 024
832	Individual and family social services -----	101	24 333	11 209	2 659	861
833	Job training and vocational rehabilitation services -----	26	17 195	9 890	2 256	926
836	Residential care -----	36	27 342	11 048	2 647	847
839	Social services, n.e.c. -----	45	11 944	3 372	842	390
861, 2, 4, 9	Selected membership organizations -----	207	43 381	10 387	2 459	1 072
861	Business associations -----	49	11 296	2 834	721	201
864	Civic, social, and fraternal associations -----	125	28 387	6 435	1 477	774
862, 9	Other membership organizations -----	33	3 698	1 118	261	97
873, 4 ex. 8744	Research, testing, and consulting services, except facilities support management services -----	17	(D)	(D)	(D)	FF
873	Research, development, and testing services -----	10	15 628	12 501	3 053	471
874 ex. 8744	Management and public relations services, except facilities support management services -----	7	(D)	(D)	(D)	BB

Table 9. Places With 2,500 Inhabitants or More Ranked by Volume of Receipts of Firms Subject to Federal Income Tax: 1992

[Includes only establishments with payroll. For meaning of abbreviations and symbols, see introductory text. For explanation of terms and comparability of 1987 and 1992 censuses, see appendix A. For information on geographic areas followed by ▲, see appendix F]

Geographic area	Receipts		Cumulative receipts		Geographic area	Receipts		Cumulative receipts	
	Rank ¹	Amount (\$1,000)	Amount (\$1,000)	Percent of State total		Rank ¹	Amount (\$1,000)	Amount (\$1,000)	Percent of State total
New Mexico -----	(X)	6 190 900	6 190 900	100.0	New Mexico —Con.				
Santa Fe -----	1	504 026	504 026	8.1	Deming -----	21	17 046	1 704 792	27.5
Las Cruces -----	2	267 360	771 386	12.5	Tucumcari -----	22	15 050	1 719 842	27.8
Farmington -----	3	151 790	923 176	14.9	Belen -----	23	14 540	1 734 382	28.0
Hobbs -----	4	127 945	1 051 121	17.0	Socorro -----	24	13 228	1 747 610	28.2
Roswell -----	5	109 019	1 160 140	18.7	Lovington -----	25	12 529	1 760 139	28.4
Carlsbad -----	6	86 399	1 246 539	20.1	Corrales ▲ -----	26	8 912	1 769 051	28.6
Clovis -----	7	67 766	1 314 305	21.2	Los Ranchos de Albuquerque -----	27	5 700	1 774 751	28.7
Gallup -----	8	57 300	1 371 605	22.2	Aztec -----	28	5 661	1 780 412	28.8
Alamogordo -----	9	51 464	1 423 069	23.0	Bernalillo -----	29	5 052	1 785 464	28.8
Taos -----	10	43 528	1 466 597	23.7	Truth or Consequences -----	30	4 421	1 789 885	28.9
Rio Rancho -----	11	29 287	1 495 884	24.2	Bosque Farms -----	31	3 669	1 793 554	29.0
Silver City -----	12	28 868	1 524 752	24.6	Bloomfield -----	32	3 598	1 797 152	29.0
Espanola ▲ -----	13	25 789	1 550 541	25.0	Eunice -----	33	2 714	1 799 866	29.1
Ruidoso -----	14	22 158	1 572 699	25.4	Lordsburg -----	34	2 679	1 802 545	29.1
Las Vegas -----	15	22 126	1 594 825	25.8	Bayard -----	35	431	1 802 976	29.1
Portales -----	16	19 567	1 614 392	26.1	Tularosa -----	36	121	1 803 097	29.1
Artesia -----	17	18 786	1 633 178	26.4	Albuquerque -----	(X)	(D)	(X)	(X)
Grants -----	18	18 568	1 651 746	26.7	Sunland Park -----	(X)	(D)	(X)	(X)
Raton -----	19	18 455	1 670 201	27.0					
Los Lunas -----	20	17 545	1 687 746	27.3					

¹Places with suppressed receipts (if applicable) are listed at end of table rather than by rank to avoid disclosing data for individual companies.

Table 10. Counties Ranked by Volume of Receipts of Firms Subject to Federal Income Tax: 1992

[Includes only establishments with payroll. For meaning of abbreviations and symbols, see introductory text. For explanation of terms and comparability of 1987 and 1992 censuses, see appendix A. For information on geographic areas followed by ▲, see appendix F]

Geographic area	Receipts		Cumulative receipts		Geographic area	Receipts		Cumulative receipts	
	Rank ¹	Amount (\$1,000)	Amount (\$1,000)	Percent of State total		Rank ¹	Amount (\$1,000)	Amount (\$1,000)	Percent of State total
New Mexico -----	(X)	6 190 900	6 190 900	100.0	New Mexico —Con.				
Bernalillo -----	1	3 816 927	3 816 927	61.7	Lincoln -----	16	37 923	5 977 867	96.6
Santa Fe -----	2	520 729	4 337 656	70.1	Grant -----	17	31 746	6 009 613	97.1
Dona Ana -----	3	366 415	4 704 071	76.0	Coffax -----	18	30 771	6 040 384	97.6
Los Alamos -----	4	198 886	4 902 957	79.2	San Miguel -----	19	23 689	6 064 073	98.0
San Juan -----	5	183 397	5 086 354	82.2	Roosevelt -----	20	20 703	6 084 776	98.3
Lea -----	6	146 893	5 233 247	84.5	Cibola -----	21	20 464	6 105 240	98.6
Otero -----	7	143 329	5 376 576	86.8	Luna -----	22	17 682	6 122 922	98.9
Chaves -----	8	112 617	5 489 193	88.7	Quay -----	23	16 309	6 139 231	99.2
Eddy -----	9	111 060	5 600 253	90.5	Socorro -----	24	13 379	6 152 610	99.4
Taos -----	10	73 783	5 674 036	91.7	Torrance -----	25	9 477	6 162 087	99.5
Curry -----	11	71 507	5 745 543	92.8	Guadalupe -----	26	7 902	6 169 989	99.7
McKinley -----	12	60 676	5 806 219	93.8	Sierra -----	27	6 714	6 176 703	99.8
Sandoval -----	13	50 223	5 856 442	94.6	Hidalgo -----	28	4 918	6 181 621	99.9
Rio Arriba -----	14	43 149	5 899 591	95.3	Union -----	29	4 877	6 186 498	99.9
Valencia -----	15	40 353	5 939 944	95.9	DeBaca -----	30	1 957	6 188 455	100.0
					Catron -----	(X)	(D)	(X)	(X)
					Harding -----	(X)	(D)	(X)	(X)
					Mora -----	(X)	(D)	(X)	(X)

¹Counties with suppressed receipts (if applicable) are listed at end of table rather than by rank to avoid disclosing data for individual companies.

Appendix A.

General Explanation

CENSUS COVERAGE AND METHODOLOGY

Structure and method of enumeration. Firms in the 1992 Census of Service Industries were divided into the nonmail universe and mail universe. The coverage and the method of obtaining census information from each follow:

1. The nonmail universe consisted of firms which were not required to file a regular census return and included:

- a. All taxable nonemployers, i.e., all firms subject to Federal income tax with no paid employees during 1992. Receipts information for these firms was obtained from administrative records of other Federal agencies. Although consisting of many firms, nonemployers accounted for less than 10 percent of total receipts of all establishments covered in the census.

The census included only those service nonemployer firms which reported a receipts volume of \$1,000 or more during 1992. Establishments exempt from Federal income tax with no paid employees were excluded as in previous censuses.

Data for nonemployers are not included in this report but are provided in a subsequent Non-employer Statistics report (SC92-N-1).

- b. Selected small employers, i.e., single-establishment firms with payroll below a specified cutoff. (The term "employers" refers to firms with one or more paid employees at any time during 1992 as shown in the active administrative records of other Federal agencies.) Although the payroll cutoff varied by kind of business, small employers generally included firms with less than 10 employees and represented about 10 percent of total receipts of establishments covered in the census.

Data on receipts, payroll, and employment for employer firms below the payroll cutoff were derived or estimated from administrative records of other Federal agencies, except for a sample of small employer firms in classifications for which specialized data requirements precluded reliance solely on administrative records sources. This sample was included in the mail universe.

2. The mail universe consisted of firms for which information was obtained by means of a mail canvass and included:

- a. Large employers, i.e., all multiestablishment firms, and all employer firms above the payroll size cutoff referred to in section 1b. Within this category, a report of company organization was conducted periodically to identify establishment locations of firms which operated at more than one location and to obtain information on payroll and mid-March employment at each location. The 1991 Report of Company Organization was used as a coverage check in the census. In the 1992 census, all multi-establishment firms were asked to notify the Census Bureau of any establishments for which a form was not received. Report forms were subsequently provided to the firms for these establishments.
- b. A sample of small employer firms in classifications for which specialized data precluded reliance solely on administrative records sources. These firms were sent the census mailing packages containing the appropriate 1992 questionnaire.

Method of classifying kinds of business. The service industries classifications for all establishments were based on the *Standard Industrial Classification Manual: 1987*¹ (SIC). However, the method of assigning these classifications, and the level of detail at which establishments were classified, differed between the nonmail and mail universes as follows:

1. The nonmail universe

- a. Nonemployers were classified on the basis of information obtained from administrative records of other Federal agencies.
- b. Selected small employers were classified on the basis of the most current census kind-of-business classification available from one of the Census Bureau's current sample surveys or the 1987 census. Otherwise, the classification was obtained from administrative records of other Federal agencies.

If the census or administrative record classifications proved inadequate (none corresponded to a 1992 census classification in the detail required for

¹*Standard Industrial Classification Manual: 1987.* For sale by Superintendent of Documents, U.S. Government Printing Office, Washington, DC 20402. Stock No. 041-001-00314-2.

employers), the firm was sent a brief inquiry requesting information necessary to assign a 1992 census kind-of-business code.

- Establishments in the mail universe were classified on the basis of their self-designation, answers to questions on receipts by type of service provided, and other special inquiries.

Method of assigning tax status. For kind-of-business classifications² where there were substantial numbers of taxable and tax-exempt establishments, establishments were classified based on the Federal income tax filing requirement for the establishment or organization. This classification was based primarily on the response to an inquiry on the census questionnaire. Establishments that indicated that all or part of their income was exempt from Federal income tax under provisions of section 501 of the IRS code were classified as tax-exempt; establishments indicating no such exemption were classified as taxable. All government-operated hospitals were classified as tax-exempt. For establishments in the nonmail universe, the tax status classification was based upon the type of tax return filed by the firm or organization.

For selected kind-of-business classifications³ comprised primarily of tax-exempt establishments, all establishments in those classifications were defined as tax-exempt. All establishments in the remaining kind-of-business classifications (comprised primarily of taxable establishments) were defined as taxable.

COMPARABILITY OF THE 1987 AND 1992 CENSUSES

The 1987 and 1992 censuses were conducted under similar conditions and procedures except for the following:

Geographic areas. The boundaries of a number of areas for which data are shown in the 1992 census are not the same as in the 1987 census because of annexations; other boundary changes; and redefinitions of metropolitan statistical areas (MSA's), primary metropolitan statistical areas (PMSA's), and consolidated metropolitan statistical areas (CMSA's).⁴ In addition, data for consolidated cities are included in the 1992 census.

Data for special economic urban areas (SEUA's) with 10,000 inhabitants or more in Michigan, Minnesota, New York, and Wisconsin qualified for publication in the 1992 census. This included townships in Michigan and Minnesota and towns in New York and Wisconsin. However, Minnesota did not have any townships that met the population criteria.

²SIC's 7032, 792, 7991 pt., 7997, 7999 pt., 8011 pt., 8021 pt., 805, 806, 808, 809, 82, 83, 84 pt., 873 ex. 8733, 874 ex. 8744.

³SIC's 7041, 8111 pt., 84 pt., 86, 8733.

⁴Newly defined metropolitan areas (MA's) were announced by the Office of Management and Budget (OMB) effective June 30, 1993.

Nonemployer firms. In 1987, data for nonemployer firms were published for the United States, States, metropolitan areas, counties, and places in four regional reports in the Nonemployer Statistics Series (SC87-N-1 to -4).

For 1992, data for nonemployers by kind of business are presented in one *Nonemployer Statistics* report (SC92-N-1) for the United States, States, and metropolitan areas. Nonemployer data for counties and places are available on compact disc-read only memory (CD-ROM).

Employment. In 1987, employment data withheld to avoid disclosing data for individual companies were represented with the symbol "(D)." In 1992, withheld employment data are represented with symbols that denote employment size ranges. These symbols are defined in the introductory text.

Sources of receipts/revenue. In 1987, data on sources of receipts/revenue for selected industries were published with other industry-specific data in the *Miscellaneous Subjects* report (SC87-S-4) of the Subject Series. In 1992, sources of receipts/revenue data are presented separately in the *Sources of Receipts or Revenue* report (SC92-S-4) of the Subject Series.

Legal form of organization. In 1987, data on the number of individual proprietorships/partnerships were published in the Geographic Area Series. In 1992, individual proprietorship/partnership data are published in the *Establishment and Firm Size* report (SC87-S-1) and in the *Nonemployer Statistics* report (SC87-N-1).

EXPLANATION OF TERMS

Establishments. An establishment is a single physical location at which business is conducted. It is not necessarily identical with a company or enterprise, which may consist of one establishment or more. Statistics for service industries represent a summary of reports for individual establishments rather than companies. For cases where a census report was received, separate information was obtained for each location where business was conducted. When administrative records of other Federal agencies were used instead of a census report, no information was available on the number of locations operated. Estimates of this number were derived from a sample and are provided in the service industries report, *Miscellaneous Subjects* (SC92-S-5). Each census report was tabulated according to the physical location at which the business was conducted. The count of establishments represents those in business at any time during 1992. Appendix G provides a comparison of the number of establishments active any time during the year versus the number in business at the end of the year.

When two activities or more were carried on at a single location under a single ownership, all activities generally were grouped together as a single establishment. The

entire establishment was classified on the basis of its major activity and all data for it were included in that classification. However, when distinct and separate economic activities (for which different industry classification codes were appropriate) were conducted at a single location under a single ownership, and when conditions prescribed by the SIC manual for recognizing the existence of more than one establishment were met, separate establishment reports for each of the different activities were obtained in the census.

Leased service departments (separately owned businesses operated as departments or concessions of other service establishments or of retail businesses, such as a separately owned shoeshine parlor in a barber shop, or a beauty shop in a department store) are treated as separate service establishments for census purposes. Leased retail departments located in service establishments (e.g., a gift shop located in a hotel) are considered separate retail establishments.

Firms. A firm is a business organization or entity consisting of one domestic establishment (location) or more under common ownership or control. All establishments of subsidiary firms are included as part of the controlling firm. For the economic census, the terms "firm" and "company" are synonymous.

Receipts (Basic dollar volume measure for service establishments of firms subject to Federal income tax). Includes receipts from customers or clients for services rendered, from the use of facilities, and from merchandise sold during 1992 whether or not payment was received in 1992, except for health practitioners and legal, architectural, engineering, and surveying services, which reported on a cash basis (payments received in 1992 regardless of when services were rendered). Excise taxes on gasoline, liquor, tobacco, etc., which are paid by the manufacturer or wholesaler and passed on in the cost of goods purchased by the service establishment, are also included. Receipts from leasing of vehicles, equipment, etc., marketed under operating leases are included in receipts figures as well as the fair sales value of merchandise marketed in 1992 under capital, finance, or "full payout" leases. Receipts also include the total value of service contracts, amounts received for work subcontracted to others, and dues and assessments from members and affiliates.

Receipts are net after deductions for refunds and allowances for merchandise returned by customers. Receipts do not include sales, occupancy, admissions, or other taxes collected from customers and remitted directly by the firm to a local, State, or Federal tax agency, nor do they include income from such sources as contributions, gifts, and grants; dividends, interest, and investments; or sale or rental of real estate. Also excluded are rents from and receipts (gross as well as the establishment's share) of departments and concessions which are operated by others; sales of used equipment rented or leased to

customers; commissions from vending machine operators; and other nonoperating income such as royalties, franchise fees, etc.

Receipts in this report do not include service receipts of manufacturers, wholesalers, retail establishments, or other businesses whose primary activity is other than service. They do, however, include receipts other than from services rendered (e.g., sale of merchandise to individuals or other businesses) by establishments primarily engaged in performing services and classified in the service industries.

Revenue (Basic dollar volume measure for firms exempt from Federal income tax). Includes revenue from customers or clients for services rendered and merchandise sold during 1992, whether or not payment was received in 1992. Also included are income from interest, dividends, gross contributions, gifts, grants (whether or not restricted for use in operations), rents, royalties, dues and assessments from members and affiliates, and receipts from fundraising activities. Receipts from taxable business activities of firms exempt from Federal income tax (Unrelated Business Income) are also included in revenue.

Revenue does not include sales, admissions, or other taxes collected by the organization from customers or clients and paid directly to a local, State, or Federal tax agency; income from the sale of real estate, investments, or other assets (except inventory held for resale); gross receipts of departments, concessions, etc., that are operated by others; and amounts transferred to operating funds from capital or reserve funds.

Expenses. Expenses include payroll, employee benefits, interest, rent, payroll taxes, cost of supplies used for operation, depreciation expenses, fundraising expenses, contracted or purchased services, and other expenses charged to operations during 1992.

Expenses in this report exclude outlays for the purchase of real estate; construction and all other capital improvements; funds invested; assessments or dues paid to the parent or other chapters of the same organization; and, for fundraising organizations, funds transferred to charities and other organizations.

Annual payroll. Payroll includes all forms of compensation, such as salaries, wages, commissions, bonuses, vacation allowances, sick-leave pay, employee contributions to qualified pension plans, and the value of payments in kind (e.g., free meals and lodgings) paid during the year to all employees. Tips and gratuities received by employees from patrons and reported to employers are included. For corporations, payroll includes amounts paid to officers and executives; for unincorporated businesses, it does not include profit or other compensation of proprietors or partners. Payroll is reported before deductions for social security, income tax, insurance, union dues, etc. This definition of payroll is the same as that used by the Internal Revenue Service (IRS) on form 941.

First-quarter payroll. This item consists of payroll, as defined above, paid to persons employed at any time during the quarter January to March 1992.

Paid employees for pay period including March 12.

Paid employees consist of the full- and part-time employees, including salaried officers and executives of corporations, who were on the payroll during the pay period including March 12. Included are employees on paid sick leave, paid holidays, and paid vacations; not included are proprietors and partners of unincorporated businesses. The definition of paid employees is the same as that used on IRS form 941.

Auxiliary establishments. Each company included in this census was asked to identify and separately report auxiliary locations whose primary functions were to manage, administer, service, or support the activities of the other establishments of the company. Data presented in this report do not include auxiliary establishments. Data for auxiliaries are presented in a subsequent report issued as part of the *1992 Enterprise Statistics* reports.

KIND-OF-BUSINESS CLASSIFICATIONS

Services, as defined in Division I of the 1987 Standard Industrial Classification (SIC) manual, includes establishments primarily engaged in rendering a wide variety of services to individuals, business and government establishments, and other organizations.

Establishments covered by the census were assigned kind-of-business classifications according to the industry classifications defined in the 1987 SIC manual. When a more detailed classification than defined in the SIC manual was needed, additional kinds of business were identified within an SIC industry.

The basis for a kind-of-business classification is described above in Method of Classifying Kinds of Business. Descriptions of those kinds of business for which data are provided in this report follow.

Hotels, Rooming Houses, Camps, and Other Lodging Places (SIC Major Group 70)

This group includes establishments engaged in providing lodging, or lodging and meals, and camping facilities. Hotels which provide accommodations for permanent residents (e.g., apartment hotels) and residential mobile home parks are classified in Real Estate, Major Group 65.

Hotels and motels (SIC 7011). Commercial establishments, known to the public as hotels, motor hotels, motels, or tourist courts, primarily engaged in providing lodging, or lodging and meals.

For large geographic areas, data are presented for the following subdivisions of this classification:

1. Hotels, 25 guestrooms or more.
2. Hotels, less than 25 guestrooms.
3. Motels, tourist courts.
4. Motor hotels.

The classification of individual establishments into hotels, motor hotels, and motels and tourist courts was based primarily on the respondents' self-designation.

Rooming and boarding houses (SIC 702). Establishments renting rooms, with or without board, on a fee basis. Homes for the elderly, for children, and for the handicapped that provide additional services, other than nursing care, are classified in Industry 8361, and homes that provide nursing and/or health-related care are classified in Industry Group 805. Rooming and boarding houses operated by membership organizations for their members only are classified in Industry 7041.

Sporting and recreational camps (SIC 7032). Sporting and recreational camps providing lodging and meals, or lodging only. Included are children's camps, fishing camps, hunting camps, and dude ranches. Day camps and sports instructional camps, such as baseball, basketball, or football camps, are classified in Industry 7999.

Recreational vehicle parks and campsites (SIC 7033). Establishments providing overnight or short-term sites for recreational vehicles, trailers, campers, or tents. Residential trailer and mobile home parks are classified in Real Estate, Major Group 65.

Organization hotels and lodging houses, on membership basis (SIC 704). Lodging houses and hotels operated by membership organizations for the benefit of their members and guests, and not open to the general public. Hotels operated by such organizations but open to the public are classified in Industry 7011. Residential homes for the elderly and others in need of residential, social, and personal care are classified in Industry 8361.

Personal Services (SIC Major Group 72)

This group includes establishments primarily engaged in providing services generally to individuals, such as barber and beauty shops, drycleaning plants, laundries, and photographic studios. For establishments classified in Industry Group 721, collecting and distributing units (branch outlets, pickup stations, terminals, or depots) owned and operated by a firm which does its own laundry work are not classified as separate establishments. Data for these units are merged with data for the plant where the work is done.

Power laundries, family and commercial (SIC 7211).

Establishments primarily engaged in operating mechanical laundries with steam or other power. Excluded are establishments which have power laundry equipment but which are primarily engaged in a specialty, such as industrial laundering, linen rental, or diaper service. These establishments are classified in other categories within Industry Group 721. Independently owned agencies for laundry plants are classified in Industry 7212. Laundries using small power equipment of household type are classified in Industry 7219.

Garment pressing, and agents for laundries and dry-cleaners (SIC 7212).

Establishments primarily engaged in providing laundry and drycleaning services but which have the laundry and/or drycleaning work done by others. Establishments in this industry may do their own pressing or finishing work. Independently owned collecting and distributing agencies serving drycleaning plants or power laundries are included in this classification.

Linen supply (SIC 7213). Establishments primarily engaged in supplying, on a rental basis, such laundered items as uniforms, aprons, table covers, bed linens, and towels. Establishments included in this classification may or may not operate their own laundry facilities.

Coin-operated laundries and drycleaning (SIC 7215).

Establishments primarily engaged in the operation of coin-operated or similar self-service laundry and/or drycleaning equipment. Included are establishments known as laundromats, launderettes, self-service drycleaners, etc. Establishments which operate such machinery in apartment houses, dormitories, and similar locations are included. Establishments which rent such machinery (e.g., to apartment houses) are classified in Industry 7359.

For large geographic areas, data are presented for the following subdivisions of this classification:

1. Coin-operated laundries and drycleaning stores.
2. Coin-operated laundry routes.

Drycleaning plants, except rug cleaning (SIC 7216).

Establishments primarily engaged in drycleaning or dyeing apparel and household fabrics other than rugs. Establishments primarily engaged in cleaning rugs are classified in Industry 7217. Independently owned agencies for cleaning plants are classified in Industry 7212. Establishments known as "tailor shops" or "cleaners" are included in this classification only if they do their own cleaning. Establishments primarily engaged in dyeing fabrics for the trade are classified in Manufacturing, Major Group 22.

Carpet and upholstery cleaning (SIC 7217). Establishments primarily engaged in cleaning carpets and upholstered furniture. Establishments primarily engaged in rug repair are classified in Industry 7699, those primarily

engaged in reupholstering and repairing furniture are classified in Industry 7641, and those primarily engaged in building cleaning are classified in Industry 7349.

Industrial launderers (SIC 7218). Establishments primarily engaged in supplying laundered or drycleaned work uniforms, wiping towels, protective apparel (gloves, flame resistant clothing, etc.), dust control items (treated mats or rugs, mops, cloths, etc.), and similar items to industrial, commercial, and government users. These items may belong to the industrial launderers and be supplied to users on a rental basis, or they may belong to the customers. Establishments included in this industry may or may not operate their own laundry or drycleaning facilities.

Laundry and garment services, n.e.c. (SIC 7219). Establishments primarily engaged in furnishing other laundry services, including repair, alteration, and storage of clothes for individuals; diaper service; and hand laundries. Custom tailors, dressmakers, and fur shops making fur apparel to custom order are classified in Retail Trade.

Photographic studios, portrait (SIC 722). Establishments primarily engaged in still or video portrait photography for the general public. Included in this classification are school, home, and transient portrait photographers. Establishments primarily engaged in commercial photography are classified in Industry 7335; those primarily engaged in video tape production other than portrait are classified in Industry 7812; and those primarily engaged in film developing and/or print processing for the trade or for the general public are classified in Industry 7384.

Beauty shops (SIC 723). Establishments primarily engaged in providing beauty services or both beauty and barber services. Beauty and cosmetology schools are also included. Beauty shop concessions (owned and operated by concessionaires) in hotels, department stores, etc., are classified in this industry and treated as separate establishments. However, beauty shops owned by and operated as part of other businesses (e.g., hotels, department stores) are considered part of the main establishment.

Barber shops (SIC 724). Establishments primarily engaged in providing barber and men's hair styling services. Barber colleges are also included. Barber shop concessions (owned and operated by concessionaires) in hotels, department stores, etc., are classified in this industry and treated as separate establishments. However, barber shops owned by and operated as part of other businesses (e.g., hotels, department stores) are considered part of the main establishment.

Shoe repair shops and shoeshine parlors (SIC 725). Establishments primarily engaged in repairing footwear or shining shoes. Also included are establishments engaged in cleaning and blocking hats. Shoe repair and shoeshine departments (owned and operated by concessionaires) in

hotels, department stores, etc., are classified in this industry and treated as separate establishments. However, shoe repair shops and shoeshine parlors owned and operated as part of other businesses (e.g., hotels, department stores) are considered part of the main establishment.

Funeral service and crematories (SIC 726). Establishments primarily engaged in preparing the dead for burial, conducting funerals, and cremating the dead. Receipts include sales of funeral merchandise, such as caskets and burial clothing, and other services provided directly by the establishments. Also included in the receipts are reimbursements for cash advances made to other establishments for funeral-related merchandise sales and services, such as flowers. Cemeteries, and crematories operated in conjunction with cemeteries, are classified in Real Estate, Industry 6553; crematories and burial services for pets are classified in Agriculture, Industry 0752.

Tax return preparation services (SIC 7291). Establishments primarily engaged in providing tax return preparation services without also providing accounting, auditing, or bookkeeping services. Establishments providing tax return preparation services which also provide accounting, auditing, or bookkeeping services are classified in Industry 8721. Tax return preparation services (owned and operated by concessionaires) in department stores, etc., are classified in this industry and treated as separate establishments. However, tax return preparation services owned and operated as part of other businesses are considered part of the main establishment.

Miscellaneous personal services, n.e.c. (SIC 7299). Establishments primarily engaged in providing personal services, not elsewhere classified, such as saunas; steam and Turkish baths; costume and formal wear rental; operation of coin-operated personal service machines, such as weighing machines, public lockers (except cold storage), pay toilets, etc.; checkroom concessions; dating service; diet or weight reducing workshops; and tanning salons. Establishments operating coin-operated amusement machines, such as pinball machines and juke boxes, are classified in Industry 7993. The operation of physical fitness facilities, including health fitness spas and reducing salons, is classified in Major Group 70 if lodging is also provided and in Industry 7991 if lodging is not provided.

For large geographic areas, data are presented for the following subdivisions of this classification:

1. Massage parlors, tanning salons, and saunas.
2. Diet and weight reducing services.
3. Formal wear rental.
4. Other personal services, n.e.c.

Business Services (SIC Major Group 73)

This group includes establishments primarily engaged in providing services, not elsewhere classified, to business establishments on a contract or fee basis.

Advertising agencies (SIC 7311). Establishments primarily engaged in preparing advertising (writing copy, artwork, graphics, and other creative work) and placing such advertising in periodicals, newspapers, radio, television, or other advertising media for clients on a contract or fee basis. Establishments which place advertising with media but perform no creative services (media buying services) are classified in Industry 7319. Establishments which write advertising copy but do not place the advertising with media are classified in Industry 8999. Establishments which provide commercial art, graphics, or other creative advertising services but do not place the advertising with media are classified in Industry Group 733. Establishments which solicit advertising for nonaffiliated radio, television, newspapers, or magazines are classified in Industry 7313.

Outdoor advertising services (SIC 7312). Establishments primarily engaged in the preparation of poster displays and painted and electric displays on billboards, panels, bulletins, and frames, principally outdoors. Such establishments may (as incidental services) construct, repair, and maintain display boards and may post advertisements. Sign painting shops are classified in Industry 7389. Shops which make neon signs to order are classified in Manufacturing. Establishments primarily engaged in erecting signs are classified in Construction.

Radio, television, and publishers' advertising representatives (SIC 7313). Establishments primarily engaged in soliciting advertising on a contract or fee basis for (nonaffiliated) newspapers, magazines, and other publications, or for radio and television stations. Advertising sales offices operated by the media are classified as auxiliaries.

For large geographic areas, data are presented for the following subdivisions of this classification:

1. Radio and television advertising representatives.
2. Publishers' advertising representatives.

Advertising, n.e.c. (SIC 7319). Establishments primarily engaged in furnishing advertising services, not elsewhere classified, such as handbill distribution, distribution of samples, and transit advertising. Establishments which provide commercial art, graphics, or other creative advertising services but do not place the advertising with the media, are classified in Industry Group 733. Establishments primarily engaged in direct mail advertising, compiling and selling mailing lists, and related services are classified in Industry 7331.

Adjustment and collection services (SIC 7322). Establishments primarily engaged in the collection or adjustment of claims other than insurance. Establishments providing insurance adjustment services are classified in Insurance, Major Group 64. Establishments providing debt counseling or adjustment services for individuals are classified in Industry 7299. Centralized charge services are classified in Finance, Major Group 61.

Credit reporting services (SIC 7323). Establishments primarily engaged in providing mercantile and consumer credit reporting services. Establishments primarily engaged in conducting personal investigations (background) and preparing reports for insurance companies and other business firms are classified in Industry 7389.

Direct mail advertising services (SIC 7331). Establishments primarily engaged in furnishing direct mail advertising services, such as creating, producing, and mailing direct mail advertising. This industry also includes establishments primarily engaged in compiling and selling mailing lists. Establishments primarily engaged in reproducing direct mail copy to order but also providing other direct mail advertising services are classified in Manufacturing if they print the copy, and in Industry 7334 if they duplicate the copy by photocopying or similar reproduction methods.

For large geographic areas, data are presented for the following subdivisions of this classification:

1. Mailing list compilers, brokers, and managers.
2. Direct mail advertising services, except mailing list services.

Photocopying and duplicating services (SIC 7334). Establishments primarily engaged in reproducing text, drawings, plans, maps, or other copy by blueprinting, photocopying, mimeographing, or other methods of duplication other than printing or microfilming. Printing, including "quick printing," is classified in Manufacturing, and microfilming is classified in Industry 7389.

For large geographic areas, data are presented for the following subdivisions of this classification:

1. Blueprinting and photocopying services.
2. Duplicating services, except printing and photocopying.

Commercial photography (SIC 7335). Establishments engaged in providing commercial photography services for advertising agencies, publishers, and other business and industrial users. Establishments engaged in still and video portrait photography are classified in Industry 7221, and those primarily engaged in mapmaking are classified in Industry 7389. Establishments primarily engaged in medical photography are classified in Industry 8099. Establishments primarily engaged in producing commercial video tape or films are classified in Industry 7812.

Commercial art and graphic design (SIC 7336). Establishments primarily engaged in providing commercial art or graphic design services for advertising agencies, publishers, and other business and industrial users. Producers of still and slide films are classified here. Establishments primarily engaged in art, except commercial and medical art, are classified in Industry 8999; those engaged in medical art are classified in Industry 8099; and those providing drafting services are classified in Industry 7389.

For large geographic areas, data are presented for the following subdivisions of this classification:

1. Commercial art.
2. Graphic arts and related design.

Secretarial and court reporting services (SIC 7338). Establishments primarily engaged in furnishing secretarial, typing, word processing, resume writing, and court reporting services.

Disinfecting and pest control services (SIC 7342). Establishments primarily engaged in providing disinfection and termite, insect, rodent, and other pest control generally in dwellings or other buildings. Establishments primarily engaged in pest control for lawns or agricultural production are classified in Agriculture.

Building cleaning and maintenance services, n.e.c. (SIC 7349). Establishments primarily engaged in furnishing building cleaning and maintenance services, not elsewhere classified, such as window cleaning, janitorial services, floor waxing, and office cleaning. General contractors and special trade contractors primarily engaged in building repair work, cleaning building exteriors by sand or steam blasting, or cleaning up after construction are classified in Construction.

Medical equipment rental and leasing (SIC 7352). Establishments primarily engaged in renting or leasing (except finance leasing) medical equipment. These establishments may also sell medical supplies, but establishments primarily engaged in selling medical supplies are classified in Wholesale or Retail Trade. Establishments primarily engaged in finance leasing are classified in Finance, Industry 6159.

Heavy construction equipment rental and leasing (SIC 7353). Establishments primarily engaged in renting or leasing (except finance leasing) heavy construction equipment, with or without operators. Establishments primarily engaged in finance leasing are classified in Finance, Industry 6159.

For large geographic areas, data are presented for the following subdivisions of this classification:

1. Rental and leasing of heavy construction equipment without operators.
2. Rental and leasing of heavy construction equipment with operators.

Equipment rental and leasing, n.e.c. (SIC 7359). Establishments primarily engaged in renting or leasing (except finance leasing) equipment, not elsewhere classified, such as tools, furniture, industrial equipment (except heavy construction), televisions, appliances, party supplies, etc. Establishments primarily engaged in finance leasing are classified in Finance, Industry 6159.

Establishments renting or leasing automobiles and trucks without drivers are classified in Industry Group 751; those renting with drivers, in Transportation. Establishments renting (or leasing) medical equipment are classified in Industry 7352; video tapes and cassettes, in Industry 7841; amusement and recreation items, such as bicycles, beach chairs, etc., in Industry 7999; personal items, such as formal wear, lockers (other than refrigerated), and pillows, in Industry 7299; commercial boats, in Water Transportation, Major Group 44. Direct leasing of machinery or equipment by the manufacturer is classified in Manufacturing or Wholesale Trade. Establishments primarily leasing computer time, including time-sharing services, are classified in Industry 7374; and those renting or leasing computers or data processing equipment, in Industry 7377.

For large geographic areas, data are presented for the following subdivisions of this classification:

1. Equipment rental, except rent-to-own.
2. Equipment leasing, except finance leasing.
3. Rent-to-own.

Employment agencies (SIC 7361). Establishments primarily engaged in providing placement and employment services for employers or those seeking employment. Modeling agencies and nurses' registries are included. Theatrical employment agencies are classified in Industry 7922; motion picture casting bureaus, in Industry 7819; and establishments engaged in furnishing help to other businesses, in Industry 7363.

Help supply services (SIC 7363). Establishments primarily engaged in supplying temporary or continuing help (except agricultural) to other businesses on a contract or fee basis. The help supplied is on the payroll of the supplying establishment but is under the direct or general supervision of the business to whom the help is furnished. Establishments primarily engaged in providing placement and employment services are classified in Industry 7361. Establishments which provide both management and staff to operate a business are classified according to the type of activity of the business. Establishments primarily engaged in furnishing personnel to perform a range of services in support of the operation of other establishments are classified in Industry 8744. Farm labor supply is classified in Agriculture, Industry 0761.

For large geographic areas, data are presented for the following subdivisions of this classification:

1. Temporary help supply.
2. Employee leasing.
3. Other help supply services.

Computer programming services (SIC 7371). Establishments primarily engaged in providing custom computer programming services on a contract or fee basis. These

establishments often perform a variety of additional services, such as computer software design and analysis, modification of existing software, and training in the use of custom software. Establishments primarily engaged in the development and marketing of prepackaged software are classified in Industry 7372. Computer processing services are classified in Industry 7374.

Prepackaged software (SIC 7372). Establishments primarily engaged in designing and developing prepackaged software, including operating, utility, and applications programs. These establishments may also prepare software documentation for the user, install software for the user, and train the user in the use of the software. Establishments primarily engaged in buying and selling prepackaged software are classified in Wholesale or Retail Trade. Custom computer software services, including computer code authors, are classified in Industry 7371.

Computer integrated systems (SIC 7373). Establishments primarily engaged in developing or modifying computer software and packaging or bundling the software with hardware (computers and peripheral equipment) to create an integrated system for specific application. These establishments are involved in all phases of systems development, from design through installation. Establishments primarily engaged in buying and selling computer software and/or hardware are classified in Wholesale or Retail Trade, and establishments primarily engaged in manufacturing computers and/or peripheral equipment are classified in Manufacturing.

Computer processing and data preparation and processing services (SIC 7374). Establishments primarily engaged in providing computer processing and data preparation services. Service may consist of complete processing and preparation of reports from data supplied by the customer, or it may be specialized, such as data entry or making data processing equipment available on an hourly or time-sharing basis.

Information retrieval services (SIC 7375). Establishments primarily engaged in providing on-line information retrieval services on a contract or fee basis. The information generally involves a range of subjects and is taken from other primary sources. Establishments which collect and originate the data are classified in the industry associated with that activity.

Computer facilities management services (SIC 7376). Establishments primarily engaged in providing on-site management and operation of computer and data processing facilities on a contract or fee basis. Establishments primarily engaged in providing computer and data processing at their own facilities are classified in Industry 7374.

Computer rental and leasing (SIC 7377). Establishments primarily engaged in renting or leasing (except finance) computers and related data processing equipment on the

customers' site, whether or not also providing maintenance or support services. Establishments primarily engaged in both manufacturing and leasing computers and related data processing equipment are classified in Division D, Manufacturing, and separate establishments owned by the manufacturer and primarily engaged in leasing are classified in Wholesale Trade. Establishments primarily engaged in finance leasing of computers and related data processing equipment are classified in Finance, Industry 6159, and those primarily engaged in leasing computer time are classified in Industry 7374.

Computer maintenance and repair (SIC 7378). Establishments primarily engaged in the maintenance and repair of computers and computer peripheral equipment.

Computer related services, n.e.c. (SIC 7379). Establishments primarily engaged in providing computer related services, not elsewhere classified, such as computer consulting, disk and diskette conversion, and tape recertification.

For large geographic areas, data are presented for the following subdivisions of this classification:

1. Computer consultants.
2. Miscellaneous computer services, n.e.c.

Detective, guard, and armored car services (SIC 7381). Establishments primarily engaged in providing detective, guard, and armored car services. Fingerprint service, polygraph service, and rental of dogs for protective service are included in this classification.

For large geographic areas, data are presented for the following subdivisions of this classification:

1. Detective agencies and guard services.
2. Armored car services.

Security systems services (SIC 7382). Establishments primarily engaged in monitoring and maintaining security systems devices, such as burglar and fire alarms. These establishments may also sell, lease, and/or install the security systems which they monitor and maintain. Establishments primarily engaged in the sales and installation, or installation only, of such devices are classified in Construction, Industry 1731.

News syndicates (SIC 7383). Establishments primarily engaged in providing news, pictures, features, and news reporting services to newspapers and periodicals. Separate establishments of newspaper and periodical publishers which are engaged in gathering news are classified as auxiliaries.

Photofinishing laboratories (SIC 7384). Establishments primarily engaged in developing film and photographic prints and enlargements. Data for retail outlets (kiosks),

which are owned and operated by photofinishing laboratories for the pickup and delivery of film, are merged with data for the laboratory which owns them and are not treated as separate establishments. Establishments primarily engaged in processing motion picture and video film for the motion picture and television industries are classified in Industry 7819.

For large geographic areas, data are presented for the following subdivisions of this classification:

1. Photofinishing laboratories, except "one-hour" (mini) labs.
2. "One-hour" (mini) photofinishing.

Business services, n.e.c. (SIC 7389). Establishments primarily engaged in furnishing business services, not elsewhere classified, such as auctioneers' establishments (service only), business brokers, drafting service, independent lecture bureaus, inspection service, printing brokers, notaries public, and shop window decoration or trimming, on a commission or fee basis.

For large geographic areas, data are presented for the following subdivisions of this classification:

1. Sign painting shops. Establishments primarily engaged in making signs to individual order or in doing office door and window lettering. Establishments primarily engaged in making signs other than on a custom basis and neon sign manufacturers are classified in Manufacturing.
2. Interior designing. Establishments primarily engaged in advising clients on the selection of furniture, draperies, rugs, and other interior decorations on a commission or fee basis. Establishments providing interior designing service but primarily engaged in the sale of merchandise, are not included. Painting and papering contractors who frequently call themselves "interior decorators" are classified in Construction.
3. Telephone answering services. Establishments primarily engaged in transmitting telephone messages to their clients. Paging services are classified in Communications.
4. Water softening and conditioning services. Establishments primarily engaged in softening water by chemical treatment or other methods.
5. Packaging and labeling services. Establishments primarily engaged in packaging and labeling products, on a contract or fee basis, in packages or other containers normally intended for retail distribution. Companies primarily engaged in packing, crating, and otherwise preparing goods for shipping are classified in Transportation.
6. Trading stamp services. Establishments primarily engaged in selling trading stamps or merchandise coupons to merchants. The redemption stores of trading stamp companies are classified as auxiliary to this industry.

7. Convention and trade show services. Establishments primarily engaged in providing a variety of services to conventions and trade shows on a contract or fee basis, including decoration services, registration services, promotion, and other administrative functions.
8. Private mail centers. Establishments primarily engaged in providing mailbox rental and other postal and mailing (except advertising) services. In addition, establishments may provide typing, photocopying, and FAX services, and may sell office supplies.
9. Miscellaneous business services, n.e.c. Establishments primarily engaged in furnishing business services, not elsewhere classified.

Automotive Repair, Services, and Parking (SIC Major Group 75)

This group includes establishments primarily engaged in furnishing automotive repair, rental, leasing, parking, and other services. Similar facilities owned and operated by concerns for their own use and not available to the general public are treated as auxiliary establishments of those concerns and are not included here. Automotive repair shops operated by establishments engaged in the sale of new automobiles are classified in Retail Trade, as are those operated by gasoline service stations (where sales of merchandise (including fuel) exceed repair receipts). Automobile driving instruction is classified in Industry 8299.

Truck rental and leasing, without drivers (SIC 7513).

Establishments primarily engaged in short-term rental or extended-term leasing (with or without maintenance) of trucks, truck tractors, or semitrailers without drivers. Establishments primarily engaged in renting or leasing, except finance leasing, of industrial trucks are classified in Industry 7359; those renting or leasing trucks with drivers are classified in Transportation, Industry Group 421; and those renting or leasing heavy construction and earth moving equipment are classified in Industry 7353. Establishments primarily engaged in finance leasing are classified in Finance, Major Group 61.

For large geographic areas, data are presented for the following subdivisions of this classification:

1. Truck rental, without drivers.
2. Truck leasing, except finance leasing.

Passenger car rental (SIC 7514). Establishments primarily engaged in short-term rental of passenger cars without drivers. Data for separate automotive rental offices or concessions (e.g., airport locations) in the same metropolitan area, for which a common fleet of cars is maintained, are merged and not considered as separate establishments. Establishments primarily engaged in renting automobiles with drivers are classified in Transportation, Industry 4119.

Passenger car leasing (SIC 7515). Establishments primarily engaged in extended-term leasing of passenger cars without drivers. These establishments may or may not provide maintenance of vehicles as part of the lease contract. Establishments primarily engaged in renting automobiles with drivers are classified in Transportation, Industry 4119. Establishments primarily engaged in finance leasing are classified in Finance, Major Group 61.

Utility trailer and recreational vehicle rental (SIC 7519).

Establishments primarily engaged in daily or extended-term rental of utility trailers and recreational vehicles. Establishments primarily engaged in renting motorcycles, bicycles, golf carts, gocarts, or recreational boats are classified in Industry 7999, and those engaged in renting airplanes are classified in Industry 7359. Establishments primarily engaged in the rental of mobile homes on site are classified in Real Estate, Industry 6515.

Automobile parking (SIC 7521).

Establishments primarily engaged in the temporary parking of automobiles usually on an hourly, daily, or monthly contract or fee basis. Excluded are municipal parking lots and lots operated by establishments or institutions primarily engaged in other activities (e.g., department stores, hospitals, restaurants). Valet parking is classified in Industry 7299. Establishments primarily engaged in extended or dead storage of automobiles are classified in Transportation, Industry 4226.

For large geographic areas, data are presented for the following subdivisions of this classification:

1. Parking lots.
2. Parking structures.

Top, body, and upholstery repair shops and paint shops (SIC 7532).

Establishments primarily engaged in the repair of automotive tops, bodies, and interiors, or automotive painting and refinishing. Also included in the industry are establishments primarily engaged in customizing automobiles, trucks, and vans, except on a factory basis. Those engaged in customizing automobiles, trucks, and vans on a factory basis are classified in Manufacturing, Industry Group 371.

For large geographic areas, data are presented for the following subdivisions of this classification:

1. Top and body repair shops.
2. Paint shops.

Automotive exhaust system repair shops (SIC 7533).

Establishments primarily engaged in the installation, repair, or sale and installation of automotive exhaust systems. The sale of mufflers, tailpipes, and catalytic converters is considered to be incidental to the installation of these products.

Tire retreading and repair shops (SIC 7534).

Establishments primarily engaged in repairing and retreading automotive tires. Establishments classified here may either retread customers' tires or retread tires for sale or exchange to the user or the trade.

Automotive glass replacement shops (SIC 7536). Establishments primarily engaged in the installation, repair, or sale and installation of automotive glass. The sale of the glass is considered incidental to the replacement.

Automotive transmission repair shops (SIC 7537). Establishments primarily engaged in the installation, repair, or sale and installation of automotive transmissions. The sale of transmissions and related parts is considered incidental to transmission installation or repair.

General automotive repair shops (SIC 7538). Establishments primarily engaged in general automotive repair, such as engine repair shops (except industrial truck engines), general repair and service garages, and diesel engine repair shops. Establishments primarily engaged in specialized repair of individual engine components, not elsewhere classified, are classified in Industry 7539. Establishments primarily engaged in repair of motorcycles are classified in Industry 7699.

For large geographic areas, data are presented for the following subdivisions of this classification:

1. General automotive repair shops, except diesel.
2. Diesel repair shops.

Automotive repair shops, n.e.c. (SIC 7539). Establishments primarily engaged in specialized automotive repair, not elsewhere classified, such as fuel service (carburetor repair), brake relining, front-end and wheel alignment, and radiator repair. Establishments primarily engaged in automotive welding are classified in Industry 7692.

For large geographic areas, data are presented for the following subdivisions of this classification:

1. Radiator repair.
2. Brake, front end, and wheel alignment.
3. Carburetor repair shops.
4. Automotive electrical repair shops.
5. Other automotive repair shops, n.e.c. Establishments primarily engaged in specialized automotive repairs, not elsewhere classified, such as frame repair, piston ring service and repair, speedometer repair, and heater and air-conditioning repair.

Carwashes (SIC 7542). Establishments primarily engaged in washing, waxing, and polishing motor vehicles or furnishing facilities for the self-service washing of motor vehicles.

Automotive services, except repair and carwashes (SIC 7549). Establishments primarily engaged in furnishing automotive services, except repair and carwashes, such as lubricating service, towing service, diagnostic service, undercoating service, and inspection service.

For large geographic areas, data are presented for the following subdivisions of this classification:

1. Lubrication shops.
2. Towing services.
3. Other automotive services, n.e.c.

Miscellaneous Repair Services (SIC Major Group 76)

This group includes establishments primarily engaged in miscellaneous repair services, not elsewhere classified. Repair departments of retail dealers or manufacturers are not included unless operated as separate establishments and reported as such. This group does not include some repair services of which the more important are: repair to structures (classified in Construction); garment and shoe repair (classified in Major Group 72); automotive repair services (classified in Major Group 75); electronic computer and computer peripheral equipment repair services (classified in Industry 7378); ship and boat repair (classified in Manufacturing); and railroad repair (classified in Manufacturing).

Radio and television repair shops (SIC 7622). Establishments primarily engaged in repairing radios, televisions, phonographs, stereo equipment, and tape recorders. Also included are establishments engaged in installing and repairing television, amateur, and citizens' band antennas, and those engaged in installing and servicing similar equipment in homes, offices, boats, automobiles, or other vehicles. Establishments primarily engaged in installation, repair, or maintenance of radio and television broadcast transmitting antennas and towers are classified in Construction. Repair departments of radio and television dealers are not included here unless operated and reported as separate establishments.

Refrigeration and air-conditioning service and repair shops (SIC 7623). Establishments primarily engaged in servicing and repairing household and commercial electrical refrigerators and air-conditioning and refrigeration equipment. Establishments primarily engaged in servicing and repairing gas refrigeration equipment are classified in Industry 7699, and those repairing automotive air-conditioning equipment are classified in Industry 7539. Establishments primarily engaged in installing refrigeration and air-conditioning systems are classified in Construction.

Electrical and electronic repair shops, n.e.c. (SIC 7629). Establishments primarily engaged in servicing and repairing electrical and electronic equipment, not elsewhere classified, such as electrical household appliances (washing machines, vacuum cleaners, irons, toasters, etc.) and electrical and electronic industrial equipment. Electrical contractors and electrical shops engaged primarily in house wiring are included in Construction, Industry 1731. The repair of electric motors is classified in Industry 7694. Repair of electronic computers and computer peripheral equipment is classified in Industry 7378.

Watch, clock, and jewelry repair (SIC 763). Establishments primarily engaged in the repair of watches, clocks, or jewelry. Establishments primarily engaged in assembling watches from purchased parts are classified in Manufacturing, Industry 3873.

Reupholstery and furniture repair (SIC 764). Establishments primarily engaged in furniture reupholstery and repair. Establishments primarily engaged in selling upholstery materials, making slipcovers and draperies to order, or in upholstering new frames to individual order are classified in Retail Trade, as are establishments making furniture and cabinets on a custom basis.

Welding repair (SIC 7692). Establishments primarily engaged in repair work by welding, including automotive welding. Welding in connection with the manufacture of a product is classified in Manufacturing. Welding contractors doing welding work at construction sites are classified in Construction, Industry 1799.

Armature rewinding shops (SIC 7694). Establishments primarily engaged in rewinding armatures and rebuilding or repairing electric motors. Establishments classified here may either repair customers' equipment or repair their own equipment for sale or exchange to users or to the trade. Establishments primarily engaged in the repair of electrical appliances are classified in Industry 7629.

Repair shops and related services, n.e.c. (SIC 7699). Establishments primarily engaged in specialized repair services, not elsewhere classified, such as farm machinery and equipment repair; lawnmower, saw, knife, and tool sharpening and repair; bicycle repair; lock and gun repair; musical instrument repair; and the repair of typewriters. Repair services which involve primarily electrical or electronic equipment or components are classified in Industry 7629; however, primarily mechanical repair of electrically powered equipment, such as electric sewing machine repair, is included here.

For large geographic areas, data are presented for the following subdivisions of this classification:

1. Farm machinery and equipment repair.
2. Lawnmower and other small gasoline engine repair. Establishments primarily engaged in saw, knife, and tool sharpening are also included here.
3. Sewer and septic tank cleaning services. Establishments primarily engaged in cleaning or repairing sewers and septic tanks. Establishments which install septic tanks are classified in Construction.
4. Other repair and related services, n.e.c. Establishments primarily engaged in specialized repair services, not elsewhere classified, such as aircraft flight instrument repair (except electrical), blacksmith shops, bicycle repair, boiler repair, photographic equipment repair,

dental instrument repair, furnace and chimney cleaning, gunsmith shops, key duplicating shops, motorcycle repair, musical instrument tuning and repair, taxidermists, typewriter repair, umbrella repair, and venetian blind repair.

Motion Pictures (SIC Major Group 78)

This group includes establishments producing and distributing motion pictures, exhibiting motion pictures in commercially operated theaters, and furnishing services to the motion picture industry. The term "motion pictures" includes similar productions for television or other media using film, tape, or other means.

Motion picture and video tape production (SIC 7812). Establishments primarily engaged in the production of theatrical and nontheatrical motion pictures and video tapes for exhibition or sale. Establishments engaged in both production and distribution of motion pictures are included here, as well as those engaged in the production of educational, industrial, and religious films. Establishments primarily engaged in motion picture and video tape reproduction are classified in Industry 7819.

For large geographic areas, data are presented for the following subdivisions of this classification:

1. Motion picture production, except for television.
2. Motion picture and tape production for television.

Services allied to motion picture production (SIC 7819). Establishments primarily engaged in performing auxiliary services to motion picture production, such as motion picture film processing, editing, and titling. Also included are casting bureaus, wardrobe and studio property rental, rental and repair of cameras and other motion picture equipment, stock footage film libraries, and television tape services (editing, transfers, etc.).

Motion picture and video tape distribution (SIC 7822). Establishments primarily engaged in the distribution (rental or sale) of theatrical and nontheatrical motion picture films or in the distribution of video tapes and disks, except to the general public. Establishments engaged in both distribution and production are classified in Industry 7812. Establishments primarily engaged in renting video tapes and disks to the general public are classified in Industry 7841, and those engaged in the sale of video tape and disks to individuals for personal or household use are classified in Retail Trade, Industry 5735.

For large geographic areas, data are presented for the following subdivisions of this classification:

1. Motion picture film exchanges.
2. Film and tape distribution for television.
3. Video tape wholesalers.

Services allied to motion picture distribution (SIC 7829). Establishments primarily engaged in performing auxiliary services to motion picture distribution, such as film delivery service, film purchasing and booking agencies, and film libraries.

Motion picture theaters, except drive-in (SIC 7832). Commercially operated theaters primarily engaged in the indoor exhibition of motion pictures.

Drive-in motion picture theaters (SIC 7833). Commercially operated theaters, commonly known as drive-in theaters, primarily engaged in the outdoor exhibition of motion pictures.

Video tape rental (SIC 7841). Establishments primarily engaged in renting recorded video tapes and disks to the general public for personal or household use. Establishments primarily engaged in renting video recorders and players are classified in Industry 7359. Establishments primarily engaged in selling recorded video tapes and disks to the general public are classified in Retail Trade, Industry 5735, and those engaged in the wholesale distribution of recorded video tapes and disks are classified in Industry 7822.

Amusement and Recreation Services, Except Motion Pictures (SIC Major Group 79)

This group includes establishments primarily engaged in providing amusement, recreation, or entertainment services, not elsewhere classified. Gambling businesses, where legal, are also included in this Major Group; however, combined gambling and lodging facilities with 25 guestrooms or more are classified in Industry 7011. Establishments primarily engaged in operating museums, art galleries, arboreta, and botanical and zoological gardens are classified in Major Group 84.

Dance studios, schools, and halls (SIC 791). Establishments primarily engaged in operating public dance halls or ballrooms, dance studios, and dance schools. Establishments primarily engaged in renting facilities used as dance halls or ballrooms are classified in Real Estate, Industry 6512.

Theatrical producers (except motion picture) and miscellaneous theatrical services (SIC 7922). Establishments primarily engaged in providing live theatrical presentations, such as road companies and summer theaters. This industry also includes services allied with theatrical presentations, such as casting agencies; booking agencies for plays, artists, and concerts; scenery, lighting, and other equipment services; and theatrical ticket agencies. Also included in this industry are producers of live and taped radio programs and commercials and producers of live television programs.

For large geographic areas, data are presented for the following subdivisions of this classification:

1. Producers of live theatrical productions. Stock or repertory companies, whether or not operating their own theaters, are included here. Establishments primarily engaged in producing shows for dinner theaters but not operating the food service are also included here. Dinner theaters operating food service are classified in Retail Trade, Industry 5812.
2. Producers of radio and television shows, except tape producers. Establishments primarily engaged in producing shows for live presentation on radio and television. Producers of motion picture and television tape are classified in Industry 7812 and producers of radio tape in the subgroup Other theatrical services.
3. Artists' and entertainers' managers or agents, concert bureaus, and booking agents.
4. Other theatrical services. Establishments engaged in theatrical services, not elsewhere classified, such as ticket agencies; theatrical, television, and radio employment agencies; theatrical equipment rental and design; and lighting. Radio show tape producers are included here.

Bands, orchestras, actors, and other entertainers and entertainment groups (SIC 7929). Establishments primarily engaged in providing entertainment other than live theatrical presentations. These establishments include bands, orchestras, and entertainers.

For large geographic areas, data are presented for the following subdivisions of this classification:

1. Dance groups and artists.
2. Symphony orchestras, opera companies, and chamber music organizations.
3. Other music groups and artists. Dance and stage bands, orchestras (except symphony or chamber), combos, quintets, soloists, and similar musical organizations, groups, and artists.
4. Other entertainers and entertainment groups. Entertainers other than dance bands, symphony orchestras, dance groups, or similar musical and dance organizations.

Bowling centers (SIC 7933). Establishments primarily engaged in providing facilities for bowling.

Professional sports clubs and promoters (SIC 7941). Operators and promoters of professional and semiprofessional athletic clubs, promoters of athletic events, and managers of individual professional athletes. Receipts from radio or television broadcasts, from sales of players, from concession operators, and from noncustomer sources are not included in the total receipts for the activities

classified here. Establishments primarily engaged in renting stadiums and athletic fields to sports promoters and clubs are classified in Real Estate, Industry Group 651.

For large geographic areas, data are presented for the following subdivisions of this classification:

1. Baseball clubs.
2. Football clubs.
3. Other professional sports clubs.
4. Managers and promoters.

Racing, including track operation (SIC 7948). Promoters and participants in racing activities, including racetrack operators, operators of racing stables, jockeys, racehorse trainers, and race car owners and operators. Establishments which own racetracks but do not engage in promotion of racing events, are classified in Real Estate, Industry Group 651. Stables and kennels primarily engaged in breeding or boarding horses and dogs are classified in Agriculture, Industry 0752.

For large geographic areas, data are presented for the following subdivisions of this classification:

1. Auto racetrack operation.
2. Horse racetrack operation.
3. Dog racetrack operation.
4. Racing stables and racing, n.e.c.

Physical fitness facilities (SIC 7991). Establishments primarily engaged in operating reducing and other health clubs, spas, and similar facilities featuring exercise and other active physical fitness conditioning, whether or not on a membership basis. Establishments providing aerobic dance and exercise classes are also included here. Sports and recreation clubs are classified in Industry 7997 if operated on a membership basis, and in Industry 7992 or 7999 if open to the general public. Health resorts and spas providing lodging are classified in Major Group 70. Establishments that promote physical fitness through diet control are classified in Industry 7299.

For large geographic areas, data are presented for the following subdivisions of this classification:

1. Physical fitness centers, except gymnasiums and athletic clubs.
2. Gymnasiums and athletic clubs.

Public golf courses (SIC 7992). Privately operated establishments primarily engaged in the operation of golf courses open to the general public on a fee basis. Municipally owned and operated golf courses are not included. Membership golf and country clubs are classified in Industry 7997. Miniature golf courses and golf driving ranges are classified in Industry 7999.

Coin-operated amusement devices (SIC 7993). Establishments primarily engaged in operating coin-operated amusement devices either in their own or in other places of business. Such amusement devices include juke boxes, pinball machines, mechanical games, video games, slot machines (where legal), and similar types of amusement equipment. The amusement devices may also be operated by bills. Amusement arcades and parlors are also included. Establishments primarily engaged in rental of such devices are classified in Industry 7359.

Amusement parks (SIC 7996). Establishments known as amusement parks, theme parks, kiddie parks, etc., which group together a number of attractions, such as mechanical rides, amusement devices, refreshment stands, and picnic grounds. Individual ride operators or concessionaires operating within the park are classified in Industry 7999, as are carnivals operating without a fixed exhibition site. Owners of the park grounds (who do not operate the amusement parks) are classified in Real Estate, Industry Group 651.

Membership sports and recreation clubs (SIC 7997). Sports and recreation clubs which maintain facilities for use only by members and their guests, such as country, golf, tennis, yacht, and swimming clubs. Such establishments are classified here regardless of the proportion of receipts derived from food or liquor sales. Membership organizations engaged in civic, social, or fraternal activities are classified in Industry 864. Physical fitness facilities are classified in Industry 7991.

Amusement and recreation services, n.e.c. (SIC 7999). Establishments primarily engaged in the operation of sports, amusement, and recreation services, not elsewhere classified, such as bathing beaches, swimming pools, and riding academies and schools. Membership sports and recreation clubs not open to the general public are classified in Industry 7997.

For large geographic areas, data are presented for the following subdivisions of this classification:

1. Concession operators of amusement devices and rides. Concession operators of mechanical rides or of amusement devices in amusement parks, carnivals, circuses, or fairs; or operators of independently operated rides or devices of this type.
2. Carnivals and circuses. Establishments operating a group of amusement, service, and/or retail units, generally known as carnivals, which do not have any fixed exhibition site; or companies engaged in the operation of circuses having acrobatic and animal shows and individual circus acts. Side shows are included here. Individual performers in circuses are classified in Other entertainers and entertainment groups, a subgroup of Industry 7929.
3. Fairs. Establishments primarily engaged in arranging and operating the exhibitions and related activities

usually associated with county, State, or similar fairs. Carnivals and side shows which are part of the fairs but which are independently owned and operated are included in the subgroup Carnivals and circuses. Other independently owned and operated amusement device and ride concessions are included in the subgroup Concession operators of amusement devices and rides.

4. Roller skating rinks.
5. Ice skating rinks.
6. Other amusement and recreation services, n.e.c. Establishments primarily engaged in the commercial operation of sports, amusement, and recreation services, not elsewhere classified. Included are establishments engaged in instruction of sports or recreational activities, such as baseball, bridge, golf, judo, karate, skiing, swimming, and tennis. Also included are establishments renting articles for amusement and recreation, such as beach chairs and accessories, bicycles, golf carts, small boats and canoes, and saddle horses.

Other establishments in this classification include commercially operated bathing beaches, gambling establishments (where legal), golf driving ranges, miniature golf courses, riding academies and stables, shooting galleries, slot-car tracks, ski lifts, day camps, and establishments engaged in the commercial operation of swimming pools open to the general public for a fee. Municipally operated golf courses and swimming pools are excluded from this census. Privately owned tourist attractions, such as natural wonders or manmade exhibits, are included here. Museums, art galleries, and botanical and zoological gardens are included in Major Group 84.

Health Services (SIC Major Group 80)

This group includes establishments primarily engaged in furnishing medical, surgical, and other health services to persons. Associations or groups, such as Health Maintenance Organizations (HMO's), primarily engaged in providing medical or other health services to members are included but those which only provide insurance covering hospitalization or medical costs are classified in Insurance, Major Group 63. Hospices providing medical services are also included in this Major Group and are classified according to the primary service provided. Health care facilities were primarily coded based on self-designation. Where multiple levels of care were indicated but were not apparently separate operations, the facility was generally classified based on the highest level of care provided. Veterinarians are classified in Agriculture, Industry Group 074.

Offices and clinics of doctors of medicine (SIC 801). Establishments of licensed practitioners having the degree of M.D. and engaged in the practice of general or specialized medicine and surgery. General medical clinics (staffed by licensed practitioners having M.D. degree) are also classified here.

Associations of physicians formed solely for sharing expenses (including payroll) are also included here. Receipts are not applicable for these associations since their operations are funded by reimbursements from member firms, and these funds are not considered operating receipts for medical services provided. However, their payroll and employment data are included in statistics presented for this category.

For large geographic areas, data are presented for the following subdivisions of this classification:

1. Offices of doctors of medicine. Includes offices as well as group clinics owned and operated by physicians for the purpose of carrying on their profession.
2. General medical clinics. Includes clinics not owned and operated by physicians associated for the purpose of carrying on their profession.

Offices and clinics of dentists (SIC 802). Establishments of licensed practitioners having the degree of D.D.S. (or D.D. Sc.) or D.M.D. and engaged in the practice of general or specialized dentistry, including dental surgery. Dental clinics are also classified here.

For large geographic areas, data are presented for the following subdivisions of this classification:

1. Offices of dentists. Includes offices as well as group clinics owned and operated by dentists associated for the purpose of carrying on their profession.
2. Dental clinics. Includes clinics not owned and operated by dentists associated for the purpose of carrying on their profession.

Offices and clinics of doctors of osteopathy (SIC 803). Establishments of licensed practitioners having the degree of D.O. and engaged in the practice of general or specialized osteopathic medicine and surgery.

For large geographic areas, data are presented for the following subdivisions of this classification:

1. Offices of osteopathic physicians.
2. Osteopathic clinics.

Offices and clinics of chiropractors (SIC 8041). Establishments of licensed practitioners having the degree of D.C. and engaged in the practice of chiropractic medicine.

Offices and clinics of optometrists (SIC 8042). Establishments of licensed practitioners having the degree of O.D. and engaged in the practice of optometry. Establishments where receipts are primarily from the sale of optical goods prescribed as a result of eye examinations performed at another establishment are classified in Retail Trade, Industry 5999.

Offices and clinics of podiatrists (SIC 8043). Establishments of licensed practitioners having the degree of D.P. and engaged in the practice of podiatry.

Offices and clinics of health practitioners, n.e.c. (SIC 8049). Establishments of health practitioners engaged in practice in health fields, not elsewhere classified, such as acupuncturists, midwives, nutritionists, physical and occupational therapists, and psychologists.

Skilled nursing care facilities (SIC 8051). Establishments primarily engaged in providing inpatient nursing and rehabilitative services to patients who require continuous health care but not hospital services. Care must be ordered by and under the direction of a physician. The staff must include a licensed nurse on duty continuously with a minimum of one full-time registered nurse on duty during each day shift. Included are establishments certified to deliver skilled nursing care under the Medicare and Medicaid programs.

Intermediate care facilities (SIC 8052). Establishments primarily engaged in providing inpatient nursing and rehabilitative services but not on a continuous basis. Staffing must include 24-hour per day personnel with a licensed nurse on duty full-time during each day shift. At least once a week, consultation with a registered nurse on the delivery of care is required. Included are facilities certified to deliver intermediate care under the Medicaid program.

Nursing and personal care facilities, n.e.c. (SIC 8059). Establishments primarily engaged in providing some nursing and/or health-related care to patients who do not require the degree of care and treatment that a skilled or intermediate care facility is designed to provide. Included are rest homes, convalescent homes, and other institutions where health care is a major element. Residential facilities, such as homes for the retarded and the elderly which provide personal care but where health care is incidental, are classified in Industry 8361.

General medical and surgical hospitals (SIC 8062). Establishments primarily engaged in providing general medical and surgical services and other hospital services. Specialty hospitals are classified in Industries 8063 and 8069.

Psychiatric hospitals (SIC 8063). Establishments primarily engaged in providing diagnostic medical services and inpatient treatment for the mentally ill. Establishments known as hospitals and primarily engaged in providing health care for the mentally retarded are classified in Industry 8051.

Specialty hospitals, except psychiatric (SIC 8069). Establishments primarily engaged in providing diagnostic services, treatment, and other hospital services for specialized categories of patients, except for the mentally ill.

Medical laboratories (SIC 8071). Establishments primarily engaged in providing professional analytic or diagnostic services to the medical profession or to the patient as

prescribed by a physician. Laboratories engaged in the manufacture of medical or pharmaceutical products are classified in Manufacturing. Laboratories engaged in commercial medical research are classified in Industry 8731, and those engaged in noncommercial medical research are classified in Industry 8733.

Dental laboratories (SIC 8072). Establishments primarily engaged in making dentures, artificial teeth, and orthodontic appliances to order for the dental profession. The manufacture of teeth other than to order is classified in Manufacturing. Establishments providing dental X-ray laboratory services are classified in Industry 8071.

Home health care services (SIC 8082). Establishments primarily engaged in providing skilled nursing or medical care in the home under supervision of a medical doctor. Establishments of registered or practical nurses engaged in the independent practice of their profession are classified in Industry 8049, and nurses' registries are classified in Industry 7361. Establishments primarily engaged in selling health care products for personal or household consumption are classified in Retail Trade, and those engaged in renting or leasing products for health care are classified in Industry 7352.

Kidney dialysis centers (SIC 8092). Establishments primarily engaged in providing kidney or renal dialysis services.

Specialty outpatient facilities, n.e.c. (SIC 8093). Establishments primarily engaged in outpatient care of a specialized nature, such as alcohol and drug treatment, birth control/family planning, etc., with permanent facilities and with medical staff to provide diagnosis, treatment, or both for patients who are ambulatory but do not require inpatient care.

Health and allied services, n.e.c. (SIC 8099). Establishments primarily engaged in providing health and allied services, n.e.c., such as blood banks, blood donor stations, childbirth preparation classes, medical photography and art, and oxygen tent services. Establishments of registered or practical nurses in independent practice are classified in Industry 8049. Ambulance services are classified in Transportation, Industry 4119.

Legal Services (SIC Major Group 81)

This group includes establishments which are headed by members of the bar and are engaged in offering legal advice or legal services. Nonprofit legal services (including legal aid societies) are classified here. Associations of lawyers formed solely for the sharing of expenses (including payroll) and not for the purpose of jointly practicing their profession are also included. Receipts are not applicable for these associations since their operations are funded by reimbursements from member firms, and these

funds are not considered operating receipts for legal services provided. However, their payroll and employment data are included in statistics presented for this category.

Selected Educational Services (SIC's 823, 824, 829)

This group includes libraries as well as establishments furnishing formal courses through correspondence, commercial, and trade schools. Elementary and secondary schools (Industry 8211); colleges, universities, and professional schools (Industry 8221); and junior colleges and technical institutes (Industry 8222) are out of scope of the census.

Libraries (SIC 823). Establishments primarily engaged in providing library services, including the circulation of books and other materials for reading, study, and reference.

Data processing schools (SIC 8243). Establishments primarily engaged in offering training in data processing (including data keying), computer programming, and in computer and peripheral equipment operation, maintenance, and repair.

Business and secretarial schools (SIC 8244). Establishments primarily engaged in offering courses in business machine operation, office procedures, and secretarial and stenographic skills.

Vocational schools, n.e.c. (SIC 8249). Establishments primarily engaged in offering specialized vocational courses, not elsewhere classified but not academic training. This industry includes apprentice training, aviation schools, commercial art schools, and practical nursing schools. Schools for the instruction of beauticians are classified in Industry 7231, and barber schools are classified in Industry 7241. Establishments primarily engaged in offering educational courses by mail are included here.

Schools and educational services, n.e.c. (SIC 829). Establishments primarily engaged in offering specialized educational courses and services, not elsewhere classified, such as music schools, drama schools, language schools, student exchange programs, and civil service and other short-term examination preparatory schools. Vocational counseling (excluding rehabilitation) is also included here. Educational testing is included in Industry 8748. Establishments primarily engaged in operating dance schools are classified in Industry 7911; those providing rehabilitation counseling are classified in Industry 8331; and those providing sports instruction in Industry 7999.

Social Services (SIC Major Group 83)

This group includes establishments providing social services and rehabilitation services to those persons with social or personal problems requiring special services and to the physically challenged and the disadvantaged. Also

included are organizations soliciting funds to be used directly for these and related services, as well as community development and planning agencies. Government offices involved with the delivery of such services are out of scope of the census.

Individual and family social services (SIC 832). Establishments primarily engaged in providing one or more of a variety of individual and family social, counseling, welfare, or referral services, including refugee, disaster, and temporary relief services.

Job training and vocational rehabilitation services (SIC 833). Establishments primarily engaged in providing training, work experience, and vocational rehabilitation services for the unemployed, the underemployed, the physically challenged, and to persons who have a job market disadvantage because of lack of education or experience, skill obsolescence, or personal characteristics or problems. Included are upgrading and job development services, skill training, world-of-work orientation, and vocational rehabilitation counseling. Union apprentice training schools are classified in Industry 8249.

Child day care services (SIC 835). Establishments primarily engaged in care of infants or children, or in providing prekindergarten education, where medical care or delinquency correction is not a major element. These establishments may or may not have substantial educational programs and may care for older children when they are not in school. Establishments providing babysitting services are classified in Industry 7299. Head start centers operating in conjunction with elementary schools are classified in Industry 8211.

Residential care (SIC 836). Establishments primarily engaged in the provision of residential social and personal care for children, the elderly, and special categories of persons with some limits on ability for self-care but where medical care is not a major element. Included here are group foster homes; halfway group homes; homes for the retarded, the elderly, the deaf, and the blind; juvenile correctional homes; rehabilitation (residential) centers; and children's boarding homes. Boarding schools providing elementary and secondary education are classified in Industry 8211.

Social services, n.e.c. (SIC 839). Establishments primarily engaged in providing social services, not elsewhere classified, including community improvement, social change, and neighborhood development. Also included are organizations primarily engaged in soliciting contributions on their own account and administering appropriations and allocating funds among other agencies engaged in social welfare services; establishments primarily engaged in the prevention of criminal or antisocial behavior; and regional social service planning agencies. Establishments which raise funds on a contract basis are classified in Industry 7389. Civic, social, fraternal, and political organizations are included

in Major Group 86. Industrial development consulting and planning is classified in Industry 8748. Philanthropic trusts and foundations which are not actually engaged in providing social welfare services are classified in Finance, Industry 6732.

Museums, Art Galleries, and Botanical and Zoological Gardens (SIC Major Group 84)

This major group includes commercial and noncommercial museums, art galleries, arboreta, and botanical and zoological gardens.

Museums and art galleries (SIC 8412). Establishments primarily engaged in the commercial or noncommercial operation of museums and art galleries. Historical, cultural, and educational societies whose functions are primarily providing attractions for the public are included here. Art galleries or art dealers primarily selling to the general public are classified in Retail Trade, Industry 5999.

Arboreta and botanical or zoological gardens (SIC 8422). Establishments primarily engaged in the commercial or noncommercial operation of arboreta and botanical and zoological gardens.

Selected Membership Organizations (SIC's 861, 862, 864, 869)

This group includes organizations operating on a membership basis for the promotion of the interests of their members. Also included are organizations which are not operated on a membership basis but which promote the interests of a constituency or group of supporters. This group does not include business establishments operated by membership organizations, such as hotels open to the general public, golf and country clubs, fraternity and sorority houses, and credit unions. Such establishments are classified according to their primary activity.

Establishments of religious organizations operated for worship or for promotion of religious activities, such as churches, convents, and religious schools and missions, are classified in Industry 8661 and are out of scope of the census. Also excluded are Labor unions and similar labor organizations (Industry 8631) and Political organizations (Industry 8651).

Business associations (SIC 861). Membership organizations engaged in promoting business interests of their members, such as better business bureaus, boards of trade, chambers of commerce, industrial standards committees, merchants' associations, real estate boards, and trade associations. Membership organizations formed to carry out a specific business function, such as common marketing of crops or joint advertising, are classified according to the function performed.

Professional membership organizations (SIC 862). Membership organizations of professional persons formed for the advancement of the interests of their profession, such as bar associations, engineering associations, and scientific membership organizations.

Civic, social, and fraternal associations (SIC 864). Membership organizations engaged in civic, social, or fraternal activities, such as alumni associations, citizens' associations, fraternities, scout organizations, singing societies, university clubs, veterans' organizations, youth associations, and consumer education and public advocacy groups (except organizations primarily engaged in research). Bars and restaurants owned and operated by organizations for use by members and guests only are also classified here. Hotels and lodging houses operated by organizations for use by members and their guests only, including fraternity and sorority houses, are classified in Industry 7041. Membership sports and recreation clubs are classified in Industry 7997. Homeowner, tenant, and condominium associations primarily engaged in managing real estate are classified in Real Estate, Industry 6531.

Membership organizations, n.e.c. (SIC 869). Membership organizations, not elsewhere classified, such as athletic regulatory associations, automobile owners' associations, farm bureaus, historical clubs, and humane societies.

Engineering, Accounting, Research, Management, and Related Services (SIC Major Group 87)

This group includes establishments primarily engaged in providing engineering, architectural, and surveying services; accounting, auditing, and bookkeeping services; research, development, and testing services; and management and public relations services.

Engineering services (SIC 8711). Establishments primarily engaged in providing professional engineering services. Establishments primarily providing and supervising their own engineering staff on temporary contract to other firms are included here. Establishments providing engineering but not supervisory, personnel are classified in Industry 7363. Photogrammetric engineering services are classified in Industry 8713.

Architectural services (SIC 8712). Establishments primarily engaged in providing professional architectural services. Landscape architectural services are classified in Agriculture, Industry 0781. Establishments primarily engaged in providing graphic arts and related design services are classified in Industry 7336, and those providing drafting services are classified in Industry 7389.

Surveying services (SIC 8713). Establishments primarily engaged in providing professional land, water, and aerial surveying services.

Accounting, auditing, and bookkeeping services (SIC 8721). Establishments primarily engaged in furnishing accounting, bookkeeping, and related auditing services. These establishments may use data processing and tabulating techniques as part of providing their services. However,

establishments primarily engaged in providing data processing and tabulating services are classified in Industry 7374. Establishments providing income tax return preparation services, without also furnishing accounting, auditing, or bookkeeping services, are classified in Industry 7291.

Commercial physical and biological research (SIC 8731).

Establishments primarily engaged in physical and biological research and development on a contract or fee basis. Noncommercial research establishments (funded by endowments, grants, or contributions) are classified in Industry 8733. Separate establishments of aircraft, guided missile, or spacecraft manufacturers primarily engaged in research and development on these products are classified in Manufacturing, Major Group 37.

For large geographic areas, data are presented for the following subdivisions of this classification:

1. Commercial physical research.
2. Commercial medical and biological research.

Commercial economic, sociological, and educational research (SIC 8732).

Establishments primarily engaged in performing business, marketing, opinion, and other economic, sociological, and educational research on a contract or fee basis. Noncommercial research establishments (funded by endowments, grants, or contributions) are classified in Industry 8733.

Noncommercial research organizations (SIC 8733). Establishments primarily engaged in performing research into and dissemination of information for public health, education, or general welfare. These establishments primarily operate on funds from endowments, contributions, and grants. Establishments which fund such research, although the actual research may be contracted out to other establishments, are also classified here.

Testing laboratories (SIC 8734). Establishments primarily engaged in providing testing services. Establishments performing clinical laboratory testing for the medical profession are classified in Industry 8071.

Management services (SIC 8741). Establishments primarily engaged in furnishing general or specialized management services on a day to day basis and on a contract or fee basis. Establishments classified here do not provide operating staff. Management and operation of a business, where operating staff as well as management is provided, is classified according to the activity of the establishment managed. Construction management services are classified here.

Management consulting services (SIC 8742). Establishments primarily engaged in furnishing operating counsel and assistance to managements of private, nonprofit, and public organizations. These establishments generally perform a variety of activities, such as strategic and organizational planning; financial planning and budgeting; marketing objectives and policies planning; information systems

planning, evaluation, and selection; human resources policies and practices planning; and production scheduling and control planning.

Public relations services (SIC 8743). Establishments primarily engaged in the preparation of materials, written or spoken, which are designed to promote the interests of their clients by attempting to influence the general public or other groups.

Facilities support management services (SIC 8744).

Establishments primarily engaged in furnishing personnel to perform a range of services in support of the operations of other establishments, or those engaged in providing a number of different continuing services, on a contract or fee basis, within other establishments. Establishments which provide management and staff to operate a business are classified according to the type of activity of the business. Establishments primarily providing one specialized service are classified in the specialized industry. Establishments primarily supplying temporary or continuing help (except agricultural) are classified in Industry 7363. Establishments which provide management services only (except agricultural) are classified in Industry 8741. Computer facilities management is classified in Industry 7376.

Business consulting services, n.e.c. (SIC 8748). Establishments primarily engaged in furnishing business consulting services, not elsewhere classified, on a contract or fee basis. Included are agricultural, economic, educational, and systems engineering consultants as well as city planners and testing services (educational or personnel).

Services, Not Elsewhere Classified (SIC Major Group 89)

Establishments primarily providing services, not elsewhere classified, such as artists (excluding commercial and medical artists), authors, scientific consultants (working on their own account), inventors, lecturers, music arrangers, newspaper columnists, radio commentators, song writers, weather forecasters, and writers.

There is evidence that among small employer establishments (for which kind-of-business information is obtained from administrative records), many service establishments are classified incorrectly in this industry because there is insufficient information to determine the correct kind-of-business classification. Therefore, the published data probably overstate the number of establishments and level of activity for this category.

For large geographic areas, data are presented for the following subdivisions of this classification:

1. Scientific and related consulting services, except environmental.
2. Environmental consulting.
3. Authors, composers, and other arts-related services.
4. Other services, n.e.c.

Appendix B. **Sample Report Form and Instructions**

The sample report form and instructions are shown on the following pages.



Appendix C.

Kind-of-Business Titles and Reporting-Form Numbers

[Listed below are service industries kind-of-business titles and their corresponding reporting-form numbers. Requests for copies of any of these forms, including the inquiries used to classify establishments by kind of business, should be directed to the Business Division, Bureau of the Census, Washington, DC 20233]

SIC code	Title	Reporting form CB-	SIC code	Title	Reporting form CB-
70	HOTELS, ROOMING HOUSES, CAMPS, AND OTHER LODGING PLACES		73	BUSINESS SERVICES—Con.	
7011 pt.	Hotels, 25 guestrooms or more -----	7001	7377	Computer rental and leasing -----	7307
7011 pt.	Hotels, less than 25 guestrooms -----	7001	7378	Computer maintenance and repair -----	7307
7011 pt.	Motels, tourist courts -----	7001	7379 pt.	Computer consultants -----	7307
7011 pt.	Motor hotels -----	7001	7379 pt.	Miscellaneous computer services, n.e.c. -----	7307
702	Rooming and boarding houses -----	7002	7381 pt.	Detective agencies and guard services -----	7308
7032	Sporting and recreational camps -----	7002	7381 pt.	Armored car services -----	7308
7033	Recreational vehicle parks and campsites -----	7002	7382	Security systems services -----	7308
704	Organization hotels and lodging houses, on membership basis. -----	7002	7383	News syndicates -----	7308
			7384 pt.	Photofinishing laboratories, except "one-hour" (mini) labs -----	7303
			7384 pt.	"One-hour" (mini) photofinishing -----	7303
			7389 pt.	Sign painting shops -----	7308
			7389 pt.	Interior designing -----	7308
			7389 pt.	Telephone answering services -----	7308
			7389 pt.	Water softening and conditioning services -----	7308
			7389 pt.	Packaging and labeling services -----	7308
72	PERSONAL SERVICES				
7211	Power laundries, family and commercial -----	7201			
7212	Garment pressing, and agents for laundries and drycleaners -----	7201	7389 pt.	Trading stamp services -----	7308
7213	Linen supply -----	7201	7389 pt.	Convention and trade show services -----	7308
7215 pt.	Coin-operated laundries and drycleaning stores -----	7201	7389 pt.	Private mail centers -----	7308
7215 pt.	Coin-operated laundry routes -----	7201	7389 pt.	Miscellaneous business services, n.e.c. -----	7308
7216	Drycleaning plants, except rug cleaning -----	7201			
7217	Carpet and upholstery cleaning -----	7201	75	AUTOMOTIVE REPAIR, SERVICES, AND PARKING	
7218	Industrial launderers -----	7201	7513 pt.	Truck rental, without drivers -----	7501
7219	Laundry and garment services, n.e.c. -----	7201	7513 pt.	Truck leasing, except finance leasing -----	7501
722	Photographic studios, portrait -----	7303	7514	Passenger car rental -----	7501
723	Beauty shops -----	7202	7515	Passenger car leasing -----	7501
724	Barber shops -----	7202	7519	Utility trailer and recreational vehicle rental -----	7501
725	Shoe repair shops and shoeshine parlors -----	7202			
726	Funeral service and crematories -----	7202	7521 pt.	Parking lots -----	7502
7291	Tax return preparation services -----	7202	7521 pt.	Parking structures -----	7502
7299 pt.	Massage parlors, tanning salons, and saunas -----	7202	7532 pt.	Top and body repair shops -----	7503
7299 pt.	Diet and weight reducing services -----	7202	7532 pt.	Paint shops -----	7503
7299 pt.	Formal wear rental -----	7202	7533	Automotive exhaust system repair shops -----	7503
7299 pt.	Other personal services, n.e.c. -----	7202	7534	Tire retreading and repair shops -----	7503
			7536	Automotive glass replacement shops -----	7503
			7537	Automotive transmission repair shops -----	7503
			7538 pt.	General automotive repair shops, except diesel -----	7503
73	BUSINESS SERVICES		7538 pt.	Diesel repair shops -----	7503
7311	Advertising agencies -----	7301	7539 pt.	Radiator repair -----	7503
7312	Outdoor advertising services -----	7301	7539 pt.	Brake, front end, and wheel alignment -----	7503
7313 pt.	Radio and television advertising representatives -----	7301	7539 pt.	Carburetor repair shops -----	7503
7313 pt.	Publishers' advertising representatives -----	7301	7539 pt.	Automotive electrical repair shops -----	7503
7319	Advertising, n.e.c. -----	7301	7539 pt.	Other automotive repair shops, n.e.c. -----	7503
7322	Adjustment and collection services -----	7302	7542	Carwashes -----	7503
7323	Credit reporting services -----	7302	7549 pt.	Lubrication shops -----	7503
7331 pt.	Mailing list compilers, brokers, and managers -----	7303	7549 pt.	Towing services -----	7503
7331 pt.	Direct mail advertising services, except mailing list services -----	7303	7549 pt.	Other automotive services, n.e.c. -----	7503
7334 pt.	Blueprinting and photocopying services -----	7303			
7334 pt.	Duplicating services, except printing and photocopying -----	7303	76	MISCELLANEOUS REPAIR SERVICES	
7335	Commercial photography -----	7303	7622	Radio and television repair shops -----	7600
7336 pt.	Commercial art -----	7303	7623	Refrigeration and air-conditioning service and repair shops -----	7600
7336 pt.	Graphic arts and related design -----	7303	7629	Electrical and electronic repair shops, n.e.c. -----	7600
7338	Secretarial and court reporting services -----	7303	763	Watch, clock, and jewelry repair -----	7600
7342	Disinfecting and pest control services -----	7304	764	Reupholstery and furniture repair -----	7600
7349	Building cleaning and maintenance services, n.e.c. -----	7304	7692	Welding repair -----	7600
7352	Medical equipment rental and leasing -----	7305	7694	Armature rewinding shops -----	7600
7353 pt.	Rental and leasing of heavy construction equipment without operators -----	7305	7699 pt.	Farm machinery and equipment repair -----	7600
7353 pt.	Rental and leasing of heavy construction equipment with operators -----	7305	7699 pt.	Lawnmower and other small gasoline engine repair -----	7600
7359 pt.	Equipment rental, except rent-to-own -----	7305	7699 pt.	Sewer and septic tank cleaning services -----	7600
7359 pt.	Equipment leasing, except finance leasing -----	7305	7699 pt.	Other repair and related services, n.e.c. -----	7600
7359 pt.	Rent-to-own -----	7305			
7361	Employment agencies -----	7306	78	MOTION PICTURES	
7363 pt.	Temporary help supply -----	7306	7812 pt.	Motion picture production, except for television -----	7801
7363 pt.	Employee leasing -----	7306	7812 pt.	Motion picture and tape production for television -----	7801
7363 pt.	Other help supply services -----	7306	7819	Services allied to motion picture production -----	7801
7371	Computer programming services -----	7307	7822 pt.	Motion picture film exchanges -----	7801
7372	Prepackaged software -----	7307	7822 pt.	Film and tape distribution for television -----	7801
7373	Computer integrated systems -----	7307	7822 pt.	Video tape wholesalers -----	7801
7374	Computer processing and data preparation and processing services -----	7307	7829	Services allied to motion picture distribution -----	7801
7375	Information retrieval services -----	7307	7832	Motion picture theaters, except drive-in -----	7802
7376	Computer facilities management services -----	7307	7833	Drive-in motion picture theaters -----	7802
			7841	Video tape rental -----	7803

SIC code	Title	Reporting form CB-	SIC code	Title	Reporting form CB-
79	AMUSEMENT AND RECREATION SERVICES, EXCEPT MOTION PICTURES AND MUSEUMS		81	LEGAL SERVICES	
791	Dance studios, schools, and halls	7903	81 pt.	Offices of lawyers	8100
7922 pt.	Producers of live theatrical productions	7901	81 pt.	Legal aid societies and similar legal services	8100
7922 pt.	Producers of radio and television shows, except tape producers	7901	823, 4,	SELECTED EDUCATIONAL SERVICES	
7922 pt.	Artists' and entertainers' managers or agents, concert bureaus, and booking agents	7901	9		
7922 pt.	Other theatrical services	7901	823	Libraries	8200
7929 pt.	Dance groups and artists	7901	8243	Data processing schools	8200
7929 pt.	Symphony orchestras, opera companies, and chamber music organizations	7901	8244	Business and secretarial schools	8200
7929 pt.	Other music groups and artists	7901	8249	Vocational schools, n.e.c.	8200
7929 pt.	Other entertainers and entertainment groups	7901	829	Schools and educational services, n.e.c.	8200
7933	Bowling centers	7902	83	SOCIAL SERVICES	
7941 pt.	Baseball clubs	7902			
7941 pt.	Football clubs	7902	832	Individual and family social services	8300
7941 pt.	Other professional sports clubs	7902	833	Job training and vocational rehabilitation services	8300
7941 pt.	Managers and promoters	7902	835	Child day care services	8300
7948 pt.	Auto racetrack operation	7902	836	Residential care	8300
7948 pt.	Horse racetrack operation	7902	839	Social services, n.e.c.	8300
7948 pt.	Dog racetrack operation	7902	84	MUSEUMS, ART GALLERIES, AND BOTANICAL AND ZOOLOGICAL GARDENS	
7948 pt.	Racing stables and racing, n.e.c.	7902			
7991 pt.	Physical fitness centers, except gymnasiums and athletic clubs	7903	8412	Museums and art galleries	8400
7991 pt.	Gymnasiums and athletic clubs	7903	8422	Arboreta and botanical or zoological gardens	8400
7992	Public golf courses	7903			
7993	Coin-operated amusement devices	7903	86	SELECTED MEMBERSHIP ORGANIZATIONS	
7996	Amusement parks	7902			
7997	Membership sports and recreation clubs	7903	861	Business associations	8600
7999 pt.	Concession operators of amusement devices and rides	7903	862	Professional membership organizations	8600
7999 pt.	Carnivals and circuses	7903	864	Civic, social, and fraternal associations	8600
7999 pt.	Fairs	7903	869	Membership organizations, n.e.c.	8600
7999 pt.	Roller skating rinks	7903	87	ENGINEERING, ACCOUNTING, RESEARCH, MANAGEMENT, AND RELATED SERVICES	
7999 pt.	Ice skating rinks	7903			
7999 pt.	Other amusement and recreation services, n.e.c.	7903			
80	HEALTH SERVICES		87	ENGINEERING, ACCOUNTING, RESEARCH, MANAGEMENT, AND RELATED SERVICES	
801 pt.	Offices of doctors of medicine	8001	8711	Engineering services	8701
801 pt.	General medical clinics	8001	8712	Architectural services	8701
802 pt.	Offices of dentists	8002	8713	Surveying services	8701
802 pt.	Dental clinics	8002	8721	Accounting, auditing, and bookkeeping services	8702
803 pt.	Offices of osteopathic physicians	8001	8731 pt.	Commercial physical research	8703
803 pt.	Osteopathic clinics	8001	8731 pt.	Commercial medical and biological research	8703
8041	Offices and clinics of chiropractors	8001	8732	Commercial economic, sociological, and educational research	8703
8042	Offices and clinics of optometrists	8001	8733	Noncommercial research organizations	8703
8043	Offices and clinics of podiatrists	8001	8734	Testing laboratories	8703
8049	Offices and clinics of health practitioners, n.e.c.	8001	8741	Management services	8704
8051	Skilled nursing care facilities	8003	8742	Management consulting services	8704
8052	Intermediate care facilities	8003	8743	Public relations services	8704
8059	Nursing and personal care facilities, n.e.c.	8003	8744	Facilities support management services	8704
8062	General medical and surgical hospitals	8004	8748	Business consulting services, n.e.c.	8704
8063	Psychiatric hospitals	8004	89	SERVICES, N.E.C.	
8069	Specialty hospitals, except psychiatric	8004			
8071	Medical laboratories	8005	8999 pt.	Scientific and related consulting services, except environmental	8900
8072	Dental laboratories	8005	8999 pt.	Environmental consulting	8900
8082	Home health care services	8006	8999 pt.	Authors, composers, and other arts-related services	8900
8092	Kidney dialysis centers	8006	8999 pt.	Other services, n.e.c.	8900
8093	Specialty outpatient facilities, n.e.c.	8006	8999 pt.		
8099	Health and allied services, n.e.c.	8006			

Appendix D. Metropolitan Areas

(Titles and definitions shown for MSA's, CMSA's, and PMSA's are those established by the Office of Management and Budget, as of June 30, 1993)

NEW MEXICO

Albuquerque, NM MSA

Bernalillo County, NM
Sandoval County, NM
Valencia County, NM

Las Cruces, NM MSA

Dona Ana County, NM

Santa Fe, NM MSA

Los Alamos County, NM
Santa Fe County, NM

Appendix E.

Percent of Receipts/Revenue Based on Administrative Records and Estimation for the State: 1992

Table E-1. Firms Subject to Federal Income Tax

[Includes only establishments with payroll. For meaning of abbreviations and symbols, and for more information on reliability of data, see introductory text. For explanation of terms and comparability of 1987 and 1992 censuses, see appendix A]

SIC code	Kind of business or operation	Percent of receipts —		SIC code	Kind of business or operation	Percent of receipts —	
		From administrative records ¹	Estimated ²			From administrative records ¹	Estimated ²
	Total	16.1	20.6	73	Business services—Con.		
70 ex. 704	Hotels, rooming houses, camps, and other lodging places (except membership lodging)	6.0	7.8	736	Personnel supply services	6.8	6.4
	Hotels and motels	5.4	7.7	7361	Employment agencies	49.8	19.5
7011	Hotels	1.7	6.2	7363	Help supply services	5.1	5.9
7011 pt.	Hotels, 25 guestrooms or more	1.3	6.2	7363 pt.	Temporary help supply	1.7	7.0
7011 pt.	Hotels, less than 25 guestrooms	14.6	6.5	7363 pt.	Help supply, except temporary	18.9	1.7
7011 pt.	Motels, motor hotels, and tourist courts	13.7	11.0	737	Computer programming, data processing, and other computer related services	4.4	8.7
7011 pt.	Motels, tourist courts	18.8	13.3	7371, 2, 3	Computer programming, prepackaged software, and integrated systems	3.8	6.4
7011 pt.	Motor hotels	1.1	5.2	7371	Computer programming services	5.1	1.5
702, 3	Other lodging places	30.4	14.1	7372	Prepackaged software	2.1	17.4
702	Rooming and boarding houses	28.1	31.5	7373	Computer integrated systems	1.8	7.7
703	Camps and recreational vehicle parks	30.7	11.8	7374, 5, 6	Data processing services	4.5	24.0
72	Personal services	26.9	8.4	7374, 5	Computer processing, information retrieval	(D)	(D)
721	Laundry, cleaning, and garment services	20.9	5.4	7376	Computer facilities management services	(D)	(D)
7211	Power laundries, family and commercial*	9.7	10.6	7377, 8, 9	Computer rental and leasing, maintenance, and related services, n.e.c.	5.9	3.2
7213	Linen supply*	(D)	(D)	7377	Computer rental and leasing	(D)	(D)
7215	Coin-operated laundries and drycleaning	26.2	4.2	7378	Computer maintenance and repair	1.5	2.6
7216	Drycleaning plants, except rug cleaning*	29.8	12.3	7379	Computer related services, n.e.c.	(D)	(D)
7217	Carpet and upholstery cleaning	42.5	.4	738	Miscellaneous business services	24.0	8.7
7218	Industrial launderers*	3.1	—	7381, 2	Detective agencies and protective services	13.2	9.4
7212, 9	Other laundry, cleaning, and garment services* ..	(D)	(D)	7381	Detective, guard, and armored car services	11.5	10.8
7212	Garment pressing, and agents for laundries and drycleaners	23.4	14.9	7382	Security systems services	23.6	1.0
7219	Laundry and garment services, n.e.c.*	(D)	(D)	7383	News syndicates	(D)	(D)
722	Photographic studios, portrait	39.6	16.7	7384	Photofinishing laboratories*	9.0	4.0
723, 4	Beauty and barber shops	35.1	12.9	7389 pt.	Business services, n.e.c.	(D)	(D)
723	Beauty shops	35.3	13.4	7389 pt.	Sign painting shops	(D)	(D)
724	Barber shops	31.2	1.6	7389 pt.	Interior designing	56.0	—
725	Shoe repair shops and shoeshine parlors	38.0	1.9	75	Telephone answering services	31.0	16.5
726	Funeral service and crematories	28.9	5.6	75	Other business services	35.6	9.8
729	Miscellaneous personal services	16.8	7.5	751	Automotive repair, services, and parking	25.7	4.8
7291	Tax return preparation services	21.6	7.8	7513	Automotive rental and leasing, without drivers	1.1	2.5
7299	Miscellaneous personal services, n.e.c.	13.1	7.3	7514, 5	Truck rental and leasing, without drivers	—	5.7
73	Business services	17.0	8.2	7514	Passenger car rental and leasing	1.7	.7
731	Advertising	22.2	10.9	7515	Passenger car rental	1.7	.7
7311	Advertising agencies	24.4	13.9	7519	Passenger car leasing	—	—
7312	Outdoor advertising services	21.8	.7	7519	Utility trailer and recreational vehicle rental	9.3	—
7313	Radio, television, publishers' advertising representatives	—	20.9	752	Automobile parking	4.5	4.2
7319	Advertising, n.e.c.	15.4	4.4	753	Automotive repair shops	39.5	5.8
732	Consumer credit reporting agencies, mercantile reporting agencies, and adjustment and collection agencies	21.2	.9	7532	Top, body, and upholstery repair shops and paint shops	42.5	5.3
7322	Adjustment and collection services	25.9	1.0	7532 pt.	Top and body repair shops	44.2	5.7
7323	Credit reporting services	10.9	.6	7533	Paint shops	28.1	2.3
733	Mailing, reproduction, commercial art and photography, and stenographic services	27.6	7.2	7538	General automotive repair shops	43.3	5.3
7331	Direct mail advertising services	19.6	8.9	7538 pt.	General automotive repair shops, except diesel	46.9	4.7
7334	Photocopying and duplicating services	7.8	3.7	7538 pt.	Diesel repair shops	27.1	8.0
7335, 6	Commercial photography, art, and graphics	33.9	13.4	7533, 4, 6,	Other automotive repair shops	29.2	7.1
7335	Commercial photography	19.7	29.3	7, 9	Automotive exhaust system repair shops	21.9	4.2
7336	Commercial art and graphic design	36.2	10.9	7533	Tire retreading and repair shops	69.5	5.0
7338	Secretarial and court reporting services	54.9	1.6	7534	Automotive glass replacement shops	21.7	17.5
734	Services to dwellings and other buildings	41.6	5.4	7536	Automotive transmission repair shops	36.2	7.1
7342	Disinfecting and pest control services	44.6	2.5	7537	Automotive repair shops, n.e.c.	22.2	2.5
7349	Building cleaning and maintenance services, n.e.c.	40.9	6.0	7539	Radiator repair	23.6	2.6
735	Miscellaneous equipment rental and leasing	22.0	10.6	7539 pt.	Brake, front end, and wheel alignment	23.7	.1
7352	Medical equipment rental and leasing	17.0	.2	7539 pt.	Automotive electrical and fuel system services	23.3	7.8
7353	Heavy construction equipment rental and leasing ..	22.9	33.7	7539 pt.	Other automotive repair shops, n.e.c.	6.3	—
7359	Equipment rental and leasing, n.e.c.	22.6	5.4	754	Automotive services, except repair	23.4	6.0
				7542	Carwashes	32.3	8.5
				7549	Automotive services, except repair and carwashes	17.4	4.3

See footnotes at end of table.

Table E-1. Firms Subject to Federal Income Tax – Con.

[Includes only establishments with payroll. For meaning of abbreviations and symbols, and for more information on reliability of data, see introductory text. For explanation of terms and comparability of 1987 and 1992 censuses, see appendix A]

SIC code	Kind of business or operation	Percent of receipts –		SIC code	Kind of business or operation	Percent of receipts –	
		From administrative records ¹	Estimated ²			From administrative records ¹	Estimated ²
76	Miscellaneous repair services -----	28.0	6.0	80	Health services -----	21.4	4.3
762	Electrical repair shops -----	22.2	6.0	801	Offices and clinics of doctors of medicine -----	27.9	5.1
7622	Radio and television repair shops -----	20.0	10.6	8011 pt.	Offices of doctors of medicine -----	(D)	(D)
7623, 9	Other electrical and electronic repair shops -----	23.5	3.4	8011 pt.	General medical clinics -----	(D)	(D)
7623	Refrigeration and air-conditioning service and repair shops -----	26.5	—	802	Offices and clinics of dentists -----	44.1	1.1
7629	Electrical and electronic repair shops, n.e.c. ---	22.5	4.4	803	Offices and clinics of doctors of osteopathy -----	47.3	2.4
763	Watch, clock, and jewelry repair -----	20.9	—	804	Offices and clinics of other health practitioners ----	36.9	4.9
764	Reupholstery and furniture repair -----	15.2	17.3	8041	Offices and clinics of chiropractors -----	42.6	5.5
769	Miscellaneous repair and related services -----	31.2	5.6	8042	Offices and clinics of optometrists -----	34.5	2.2
7692	Welding repair -----	65.4	2.8	8043	Offices and clinics of podiatrists -----	32.5	.4
7694	Armature rewinding shops -----	31.2	15.3	8049	Offices and clinics of health practitioners, n.e.c. --	34.1	8.3
7699	Repair shops and related services, n.e.c. -----	24.6	4.8	805	Nursing and personal care facilities -----	4.6	.6
				8051	Skilled nursing care facilities -----	—	—
				8052	Intermediate care facilities -----	34.2	4.9
				8059	Nursing and personal care facilities, n.e.c. -----	41.3	—
				806	Hospitals -----	—	—
				8062	General medical and surgical hospitals -----	(D)	(D)
				8063, 9	Specialty hospitals -----	(D)	(D)
78, 79, 84	Amusement and recreation services, including motion pictures and museums -----	16.0	14.9	807, 8, 9	Other health services -----	13.4	14.9
781, 2	Motion picture production, distribution, and services --	—	33.2	807	Medical and dental laboratories -----	14.2	20.6
783	Motion picture theaters -----	—	3.5	8071	Medical laboratories -----	11.7	22.6
7832	Motion picture theaters, except drive-in -----	—	3.6	8072	Dental laboratories -----	35.3	2.9
7833	Drive-in motion picture theaters -----	—	—	808	Home health care services -----	19.8	12.3
				809	Miscellaneous health and allied services, n.e.c. ---	7.4	5.9
				8092	Kidney dialysis centers -----	—	.1
				8093	Specialty outpatient facilities, n.e.c. -----	11.6	10.8
				8099	Health and allied services, n.e.c. -----	9.0	4.9
				81	Legal services -----	35.8	3.4
784	Video tape rental -----	33.0	12.5	823, 4, 9	Selected educational services -----	14.8	18.8
				823	Libraries -----	77.9	—
792	Theatrical producers (except motion picture), bands, orchestras, and entertainers -----	63.4	3.3	824	Vocational schools -----	15.8	36.3
7922	Theatrical producers (except motion picture) and miscellaneous theatrical services -----	79.2	—	829	Schools and educational services, n.e.c. -----	13.8	9.6
7929	Bands, orchestras, actors, and other entertainers and entertainment groups -----	42.8	7.7	83	Social services -----	26.4	17.8
793	Bowling centers -----	20.5	19.7	835	Child day care services -----	29.8	10.9
79 ex. 792, 3; 84	Commercial sports and other amusement and recreation services, including museums -----	15.9	16.1	832, 3, 6, 9	Other social services -----	24.5	21.5
794	Commercial sports -----	2.0	13.3	87 ex. 8733	Engineering, accounting, research, management, and related services (except noncommercial research organizations) -----	6.8	50.2
7941	Professional sports clubs, managers, promoters -----	(D)	(D)	871	Engineering, architectural, and surveying services --	11.4	8.7
7948	Racing, including track operation -----	(D)	(D)	8711	Engineering services -----	8.4	9.7
79 ex. 792, 3, 4; 84	Other amusement and recreation services, including museums -----	20.4	16.9	8712	Architectural services -----	33.6	3.0
791	Dance studios, schools, and halls -----	30.1	4.7	8713	Surveying services -----	24.1	1.5
7991	Physical fitness facilities -----	38.7	6.1	872	Accounting, auditing, and bookkeeping services ----	39.7	6.5
7992	Public golf courses -----	18.8	.9	873 ex. 8733	Research, development, and testing services (except noncommercial research organizations) ---	4.8	9.6
7993	Coin-operated amusement devices -----	19.0	14.8	8731	Commercial physical and biological research -----	4.8	7.4
7996	Amusement parks -----	(D)	(D)	8732	Commercial economic, sociological, and educational research -----	25.0	35.8
7997	Membership sports and recreation clubs -----	37.4	3.7	8734	Testing laboratories -----	1.2	11.2
7999, 84	Amusement and recreation services, including museums, n.e.c. -----	(D)	(D)	874	Management and public relations services -----	2.0	77.8
7999 pt.	Concession operators of amusement devices and rides -----	42.8	—	8741	Management services -----	(D)	(D)
7999 pt., 84	Carnivals, circuses, and fairs -----	(D)	(D)	8742	Management consulting services -----	(D)	(D)
	Other recreation and amusements, including museums -----	15.5	23.5	8743	Public relations services -----	(D)	(D)
				8744	Facilities support management services -----	(D)	(D)
				8748	Business consulting services, n.e.c. -----	(D)	(D)
				89	Services, n.e.c. -----	17.9	4.2

¹Includes receipts information obtained from administrative records of other Federal agencies.

²Includes receipts information which was imputed based on historic company ratios or administrative records or on industry averages.

Table E-2. Firms Exempt From Federal Income Tax

[Includes only establishments with payroll. For meaning of abbreviations and symbols, and for more information on reliability of data, see introductory text. For explanation of terms and comparability of 1987 and 1992 censuses, see appendix A]

SIC code	Kind of business or operation	Percent of revenue —		SIC code	Kind of business or operation	Percent of revenue —	
		From administrative records ¹	Estimated ²			From administrative records ¹	Estimated ²
	Total	7.1	6.1	823, 4, 9	Selected educational services	22.1	13.6
7032, 704	Camps and membership lodging	3.4	.3	83	Social services	22.1	29.1
792, 7991 pt., 7997, 7999 pt., 84	Selected amusement, recreation, and related services	19.1	2.5	835	Child day care services	17.7	9.9
8011 pt.; 8021 pt.; 805, 6, 8, 9	Selected health services	1.3	1.5	832, 3, 6, 9	Other social services	22.6	31.4
8011 pt., 8021 pt., 805	Clinics of doctors of medicine and dentists	1.5	2.8	832	Individual and family social services	25.8	21.5
806	Nursing and personal care facilities	16.9	2.0	833	Job training and vocational rehabilitation services	16.9	33.6
8062	Hospitals	—	1.2	836	Residential care	18.7	54.3
8063, 9	General medical and surgical hospitals	—	1.4	839	Social services, n.e.c.	26.4	17.0
808, 9	Specialty hospitals	—	—	861, 2, 4, 9	Selected membership organizations	36.2	17.7
8111 pt.	Other health services	10.8	6.5	861	Business associations	37.5	13.4
	Legal aid societies and similar legal services	1.0	1.9	864	Civic, social, and fraternal associations	38.7	23.1
				862, 9	Other membership organizations	29.9	10.4
				873, 4 ex. 8744	Research, testing, and consulting services, except facilities support management services	6.2	4.7
				873	Research, development, and testing services	4.5	2.5
				874 ex. 8744	Management and public relations services, except facilities support management services	31.5	38.1

¹Includes revenue information obtained from administrative records of other Federal agencies.

²Includes revenue information which was imputed based on historic company ratios or administrative records or on industry averages.

Appendix F. Geographic Notes

NEW MEXICO

Corrales is in Bernalillo and Sandoval Counties.

Espanola is in Rio Arriba and Sante Fe Counties.

Appendix G.

Establishments in Business Any Time During Year and Establishments in Business at End of Year for the State: 1992 and 1987

Table G-1. Firms Subject to Federal Income Tax

[Includes only establishments with payroll. For meaning of abbreviations and symbols, see introductory text. For explanation of terms and comparability of 1987 and 1992 censuses, see appendix A]

SIC code	Kind of business or operation	Establishments in business —			
		Any time during year		At end of year	
		1992	1987	1992	1987
	Total	10 661	9 471	9 787	8 657
70 ex. 704	Hotels, rooming houses, camps, and other lodging places (except membership lodging)	632	534	560	490
	Hotels and motels	563	483	498	441
7011	Hotels	212	106	190	98
7011 pt.	Hotels, 25 guestrooms or more	147	65	132	60
7011 pt.	Hotels, less than 25 guestrooms	65	41	58	38
7011 pt.	Motels, motor hotels, and tourist courts	351	377	308	343
7011 pt.	Motels, tourist courts	306	318	271	288
7011 pt.	Motor hotels	45	59	37	55
702, 3	Other lodging places	69	51	62	49
702	Rooming and boarding houses	9	10	9	9
703	Camps and recreational vehicle parks	60	41	53	40
72	Personal services	1 023	1 038	925	937
721	Laundry, cleaning, and garment services	321	304	291	271
7211	Power laundries, family and commercial*	10	14	8	14
7213	Linen supply*	4	3	4	3
7215	Coin-operated laundries and drycleaning	99	112	91	100
7216	Drycleaning plants, except rug cleaning*	125	106	113	96
7217	Carpet and upholstery cleaning	42	41	35	31
7218	Industrial launderers*	11	13	11	12
7212, 9	Other laundry, cleaning, and garment services*	30	15	29	15
722	Photographic studios, portrait	71	57	67	54
723, 4	Beauty and barber shops	454	500	409	450
723	Beauty shops	422	450	378	400
724	Barber shops	32	50	31	50
725	Shoe repair shops and shoeshine parlors	19	21	18	18
726	Funeral service and crematories	60	53	54	53
729	Miscellaneous personal services	98	103	86	91
7291	Tax return preparation services	51	49	41	43
7299	Miscellaneous personal services, n.e.c.	47	54	45	48
73	Business services	1 544	1 235	1 397	1 106
731	Advertising	85	73	78	67
7311	Advertising agencies	62	48	60	45
7312	Outdoor advertising services	8	10	6	9
7313	Radio, television, publishers' advertising representatives	8	6	7	5
7319	Advertising, n.e.c.	7	9	5	8
732	Consumer credit reporting agencies, mercantile reporting agencies, and adjustment and collection agencies	43	47	40	44
7322	Adjustment and collection services	30	34	29	31
7323	Credit reporting services	13	13	11	13
733	Mailing, reproduction, commercial art and photography, and stenographic services	141	118	124	106
7331	Direct mail advertising services	12	13	10	12
7334	Photocopying and duplicating services	24	28	24	23
7335, 6	Commercial photography, art, and graphics	64	50	54	45
7335	Commercial photography	15	10	13	10
7336	Commercial art and graphic design	49	40	41	35
7338	Secretarial and court reporting services	41	27	36	26
734	Services to dwellings and other buildings	327	257	293	222
7342	Disinfecting and pest control services	61	44	57	39
7349	Building cleaning and maintenance services, n.e.c.	266	213	236	183
735	Miscellaneous equipment rental and leasing	181	207	172	187
7352	Medical equipment rental and leasing	23	19	22	16
7353	Heavy construction equipment rental and leasing	26	37	24	34
7359	Equipment rental and leasing, n.e.c.	132	151	126	137
736	Personnel supply services	112	64	101	56
7361	Employment agencies	33	23	30	21
7363	Help supply services	79	41	71	35

See footnotes at end of table.

Table G-1. Firms Subject to Federal Income Tax – Con.

[Includes only establishments with payroll. For meaning of abbreviations and symbols, see introductory text. For explanation of terms and comparability of 1987 and 1992 censuses, see appendix A]

SIC code	Kind of business or operation	Establishments in business –			
		Any time during year		At end of year	
		1992	1987	1992	1987
73	Business services – Con.				
737	Computer programming, data processing, and other computer related services -----	256	154	230	145
7371, 2, 3	Computer programming, prepackaged software, and integrated systems -----	151	77	137	71
7371	Computer programming services -----	102	53	92	49
7372	Prepackaged software -----	27	15	24	14
7373	Computer integrated systems -----	22	9	21	8
7374, 5, 6	Data processing services -----	38	38	34	37
7374, 5	Computer processing, information retrieval -----	37	36	33	35
7376	Computer facilities management services -----	1	2	1	2
7377, 8, 9	Computer rental and leasing, maintenance, and related services, n.e.c. -----	67	39	59	37
7377	Computer rental and leasing -----	1	2	1	2
7378	Computer maintenance and repair -----	34	23	29	22
7379	Computer related services, n.e.c. -----	32	14	29	13
738	Miscellaneous business services -----	399	315	359	279
7381, 2	Detective agencies and protective services -----	91	70	81	64
7381	Detective, guard, and armored car services -----	72	60	63	54
7382	Security systems services -----	19	10	18	10
7383	News syndicates -----	3	4	3	4
7384	Photofinishing laboratories* -----	49	55	41	50
7389	Business services, n.e.c. -----	256	186	234	161
7389 pt.	Sign painting shops -----	18	14	17	11
7389 pt.	Interior designing -----	21	15	20	12
7389 pt.	Telephone answering services -----	22	25	20	18
7389 pt.	Other business services -----	195	132	177	120
75	Automotive repair, services, and parking -----	1 041	937	946	847
751	Automotive rental and leasing, without drivers -----	54	63	52	54
7513	Truck rental and leasing, without drivers -----	15	20	15	18
7514, 5	Passenger car rental and leasing -----	32	42	30	35
7519	Utility trailer and recreational vehicle rental -----	7	1	7	1
752	Automobile parking -----	13	7	11	7
753	Automotive repair shops -----	814	740	743	674
7532	Top, body, and upholstery repair shops and paint shops -----	185	163	169	144
7532 pt.	Top and body repair shops -----	164	149	149	132
7532 pt.	Paint shops -----	21	14	20	12
7538	General automotive repair shops -----	421	387	390	351
7538 pt.	General automotive repair shops, except diesel -----	369	354	340	320
7538 pt.	Diesel repair shops -----	52	33	50	31
7533, 4, 6, 7, 9	Other automotive repair shops -----	208	190	184	179
7533	Automotive exhaust system repair shops -----	30	25	29	24
7534	Tire retreading and repair shops -----	8	11	7	10
7536	Automotive glass replacement shops -----	35	23	30	22
7537	Automotive transmission repair shops -----	49	48	40	43
7539	Automotive repair shops, n.e.c. -----	86	83	78	80
7539 pt.	Radiator repair -----	25	26	22	23
7539 pt.	Brake, front end, and wheel alignment -----	33	33	30	33
7539 pt.	Automotive electrical and fuel system services -----	21	19	19	19
7539 pt.	Other automotive repair shops, n.e.c. -----	7	5	7	5
754	Automotive services, except repair -----	160	127	140	112
7542	Carwashes -----	79	75	64	64
7549	Automotive services, except repair and carwashes -----	81	52	76	48
76	Miscellaneous repair services -----	454	408	415	370
762	Electrical repair shops -----	127	127	120	114
7622	Radio and television repair shops -----	54	50	49	41
7623, 9	Other electrical and electronic repair shops -----	73	77	71	73
7623	Refrigeration and air-conditioning service and repair shops -----	16	19	16	17
7629	Electrical and electronic repair shops, n.e.c. -----	57	58	55	56
763	Watch, clock, and jewelry repair -----	4	8	2	8
764	Reupholstery and furniture repair -----	36	35	34	31
769	Miscellaneous repair and related services -----	287	238	259	217
7692	Welding repair -----	58	45	53	41
7694	Armature rewinding shops -----	12	18	12	17
7699	Repair shops and related services, n.e.c. -----	217	175	194	159
78, 79, 84	Amusement and recreation services, including motion pictures and museums -----	623	518	561	463
781, 2	Motion picture production, distribution, and services -----	45	27	42	21
783	Motion picture theaters -----	60	68	56	65
7832	Motion picture theaters, except drive-in -----	54	62	51	59
7833	Drive-in motion picture theaters -----	6	6	5	6
784	Video tape rental -----	143	101	125	95
792	Theatrical producers (except motion picture), bands, orchestras, and entertainers -----	20	22	20	18
7922	Theatrical producers (except motion picture) and miscellaneous theatrical services -----	5	11	5	8
7929	Bands, orchestras, actors, and other entertainers and entertainment groups -----	15	11	15	10
793	Bowling centers -----	35	37	33	34

See footnotes at end of table.

G-2 APPENDIX G

SERVICE INDUSTRIES—GEOGRAPHIC AREA SERIES

Table G-1. Firms Subject to Federal Income Tax – Con.

[Includes only establishments with payroll. For meaning of abbreviations and symbols, see introductory text. For explanation of terms and comparability of 1987 and 1992 censuses, see appendix A]

SIC code	Kind of business or operation	Establishments in business –			
		Any time during year		At end of year	
		1992	1987	1992	1987
78, 79, 84	Amusement and recreation services, including motion pictures and museums—Con.				
79 ex. 792, 3, 84	Commercial sports and other amusement and recreation services, including museums	320	263	285	230
794	Commercial sports	20	21	17	19
7941	Professional sports clubs, managers, promoters	2	2	2	2
7948	Racing, including track operation	18	19	15	17
79 ex. 792, 3, 4; 84	Other amusement and recreation services, including museums	300	242	268	211
791	Dance studios, schools, and halls	24	21	21	20
7991	Physical fitness facilities	59	64	51	53
7992	Public golf courses	15	4	15	4
7993	Coin-operated amusement devices	33	34	32	29
7996	Amusement parks	8	3	7	3
7997	Membership sports and recreation clubs	24	22	17	20
7999, 84	Amusement and recreation services, including museums, n.e.c.	137	94	125	82
80	Health services	2 399	2 320	2 261	2 179
801	Offices and clinics of doctors of medicine	1 033	1 092	964	1 030
8011 pt.	Offices of doctors of medicine	1 003	1 068	935	1 007
8011 pt.	General medical clinics	30	24	29	23
802	Offices and clinics of dentists	532	539	511	515
803	Offices and clinics of doctors of osteopathy	57	52	55	50
804	Offices and clinics of other health practitioners	489	389	468	361
8041	Offices and clinics of chiropractors	185	137	176	133
8042	Offices and clinics of optometrists	104	107	102	96
8043	Offices and clinics of podiatrists	33	40	31	37
8049	Offices and clinics of health practitioners, n.e.c.	167	105	159	95
805	Nursing and personal care facilities	46	51	46	39
8051	Skilled nursing care facilities	36	28	36	22
8052	Intermediate care facilities	6	9	6	4
8059	Nursing and personal care facilities, n.e.c.	4	14	4	13
806	Hospitals	16	15	16	14
807, 8, 9	Other health services	226	182	201	170
807	Medical and dental laboratories	108	114	98	107
8071	Medical laboratories	62	66	56	60
8072	Dental laboratories	46	48	42	47
808	Home health care services	46	22	40	20
809	Miscellaneous health and allied services, n.e.c.	72	46	63	43
8092	Kidney dialysis centers	9	5	9	4
8093	Specialty outpatient facilities, n.e.c.	41	26	33	26
8099	Health and allied services, n.e.c.	22	15	21	13
81	Legal services	992	833	923	777
823, 4, 9	Selected educational services	84	66	76	51
823	Libraries	3	1	3	1
824	Vocational schools	28	20	27	16
829	Schools and educational services, n.e.c.	53	45	46	34
83	Social services	270	206	244	178
835	Child day care services	153	133	138	113
832, 3, 6, 9	Other social services	117	73	106	65
87 ex. 8733	Engineering, accounting, research, management, and related services (except noncommercial research organizations)	1 447	1 228	1 336	1 131
871	Engineering, architectural, and surveying services	533	476	493	437
8711	Engineering services	308	251	287	230
8712	Architectural services	132	139	116	126
8713	Surveying services	93	86	90	81
872	Accounting, auditing, and bookkeeping services	532	485	490	446
873 ex. 8733	Research, development, and testing services (except noncommercial research organizations)	111	84	104	79
8731	Commercial physical and biological research	58	40	53	37
8732	Commercial economic, sociological, and educational research	23	21	22	19
8734	Testing laboratories	30	23	29	23
874	Management and public relations services	271	183	249	169
8741	Management services	58	42	54	38
8742	Management consulting services	125	91	113	85
8743	Public relations services	11	10	11	9
8744	Facilities support management services	27	9	26	9
8748	Business consulting services, n.e.c.	50	31	45	28
89	Services, n.e.c.	152	148	143	128

Table G-2. Firms Exempt From Federal Income Tax

[Includes only establishments with payroll. For meaning of abbreviations and symbols, see introductory text. For explanation of terms and comparability of 1987 and 1992 censuses, see appendix A]

SIC code	Kind of business or operation	Establishments in business —			
		Any time during year		At end of year	
		1992	1987	1992	1987
	Total	1 480	1 232	1 422	1 180
7032, 704	Camps and membership lodging	13	18	13	17
792, 7991 pt., 7997, 7999 pt., 84	Selected amusement, recreation, and related services	93	73	91	72
792	Theatrical producers (except motion picture), bands, orchestras, and entertainers	21	18	21	18
7991 pt., 7997	Gymnasiums, athletic clubs, and membership sports and recreation clubs	43	36	42	36
7999 pt. 84	Fairs	7	5	7	5
	Museums, art galleries, and botanical and zoological gardens	22	14	21	13
8011 pt.; 8021 pt.; 805, 6, 8, 9	Selected health services	199	179	193	175
8011 pt., 8021 pt.	Clinics of doctors of medicine and dentists	46	41	45	40
805	Nursing and personal care facilities	26	23	24	22
806	Hospitals	51	52	50	51
808, 9	Other health services	76	63	74	62
808	Home health care services	22	12	21	12
809	Miscellaneous health and allied services, n.e.c.	54	51	53	50
8111 pt.	Legal aid societies and similar legal services	25	25	25	25
823, 4, 9	Selected educational services	44	32	39	30
83	Social services	539	428	514	410
835	Child day care services	100	91	99	84
832, 3, 6, 9	Other social services	439	337	415	326
861, 2, 4, 9	Selected membership organizations	509	438	491	414
861	Business associations	106	93	104	90
864	Civic, social, and fraternal associations	286	244	273	231
862, 9	Other membership organizations	117	101	114	93
873, 4 ex. 8744	Research, testing, and consulting services, except facilities support management services	58	39	56	37
873	Research, development, and testing services	41	27	39	25
8731	Commercial physical and biological research	5	8	5	8
8732	Commercial economic, sociological, and educational research	6	2	4	2
8733	Noncommercial research organizations	29	16	29	14
8734	Testing laboratories	1	1	1	1
874 ex. 8744	Management and public relations services, except facilities support management services	17	12	17	12

Publication Program

1992 CENSUS OF SERVICE INDUSTRIES

Publications of the 1992 Census of Service Industries containing data on service industries establishments in the United States are described below. Publication order forms for specific reports may be obtained from any Department of Commerce district office or from Data User Services Division, Customer Services, Bureau of the Census, Washington, DC 20233-8300. The first results were issued in press releases. Final detailed statistics are issued in separate paperbound reports and compact disc-read only memory (CD-ROM).

Final Reports

Geographic area series—52 reports (SC92-A-1 to -52)

A separate paperbound report containing data for establishments with payroll is published for each State, the District of Columbia, and the United States. For establishments of firms subject to Federal income tax, each State report presents general statistics on number of establishments, receipts, payroll, and employment, by varied service classifications, for the State, metropolitan areas (MA's), counties, and places with 350 service establishments or more, by kind of business. Greater kind-of-business detail is shown for larger areas. In addition, for places with 2,500 inhabitants or more and for all counties, statistics are provided on number of establishments and receipts for 10 major kind-of-business groups. For establishments of firms exempt from Federal income tax, each State report presents statistics on number of establishments, revenue, payroll, and employment by varied service classifications, for the State and MA's. Greater kind-of-business detail is shown for larger areas.

The United States Summary report presents data for the United States as a whole for establishments with payroll of firms subject to Federal income tax, as well as those exempt from Federal income tax, for detailed kind-of-business classifications. Statistics on number of establishments and receipts/revenue are also shown for States and MA's by kind of business.

For each State, the District of Columbia, and the United States, 1992 data are provided on receipts/revenue and employees per establishment and on receipts/revenue and payroll per employee. Comparative statistics showing percent changes in receipts/expenses and payroll between 1987 and 1992 also are shown.

Nonemployer statistics series—1 report (SC92-N-1)

This report includes data by kind of business for all establishments, establishments with payroll, and establishments without payroll for the United States and States. Also presented are statistics for establishments without payroll including number of establishments and receipts/revenue by varied service classifications for MA's.

Similar data for counties and places with 2,500 inhabitants or more are available on electronic media only.

Subject series—5 reports (SC92-S-1 to -5)

The *Establishment and Firm Size* report (SC92-S-1) presents data for establishments with payroll, based on size of establishment, size of company or firm, and legal form of organization. Establishment statistics are presented by receipts/revenue size and by employment size; statistics for firms, by receipts/revenue size (including concentration by largest firms), by employment size, and by number of establishments operated (single units and multiunits). Statistics are presented by kind of business on the number of establishments, receipts/revenue, payroll, and employment for the United States.

The *Capital Expenditures, Depreciable Assets, and Operating Expenses* report (SC92-S-2) presents data for firms with payroll for the United States by major kind of business. Operating expenses include annual payroll, supplemental labor costs, purchased services, etc. Receipts data also are provided.

Three other reports (*Hotels, Motels, and Other Lodging Places* (SC92-S-3), *Sources of Receipts or Revenue* (SC92-S-4), and *Miscellaneous Subjects* (SC92-S-5)) present data for the United States as a whole and, where feasible, for States and MA's.

Electronic Media

All data included in the printed reports are available on CD-ROM. The CD-ROM's provide the same information found in the final reports as well as additional information not published in the final reports, such as ZIP Code statistics available from series SC92-Z, and nonemployer data for counties and places from series SC92-N. Electronic media products are available for users who wish to summarize, rearrange, or process large amounts of data. These products, with corresponding technical documentation, are sold by Data User Services Division, Customer Services, Bureau of the Census, Washington, DC 20233-8300.

OTHER ECONOMIC CENSUS REPORTS

Data on retail trade, wholesale trade, financial, insurance, real estate, construction industries, manufactures, mineral industries, transportation, communications, utilities, enterprise statistics, minority-owned business enterprises, and women-owned businesses also are available from the 1992 Economic Census. A separate series of reports covers the census of outlying areas—Puerto Rico, Virgin Islands of the United States, Guam, and the Northern Marianas. Separate announcements describing these reports are available free of charge from Data User Services Division, Customer Services, Bureau of the Census, Washington, DC 20233-8300.