

# 1992

# Census of

# Service Industries


---

SC92-A-31

GEOGRAPHIC AREA SERIES

# New Jersey

---



# 1992 Census of Service Industries

---

SC92-A-31

GEOGRAPHIC AREA SERIES

## New Jersey

---

+



+



**U.S. Department of Commerce**  
**Ronald H. Brown**, Secretary  
**David J. Barram**, Deputy Secretary

**Economics and Statistics Administration**  
**Everett M. Ehrlich**, Under Secretary  
for Economic Affairs

**BUREAU OF THE CENSUS**  
**Martha Farnsworth Riche**, Director

---

## Acknowledgments

Many persons participated in the various activities of the 1992 Census of Service Industries. The overall planning and review of the census operations were performed by the Economic Census Staff of the Economic Planning and Coordination Division.

This report was prepared in the Services Division. **Bobby E. Russell**, Assistant Chief for Census Programs, was responsible for the overall planning, management, and coordination of the census of service industries. Planning and implementation were under the direction of **Jack B. Moody**, Chief, Service Census Branch, with primary staff assistance by **Jack R. Drago**, **Barbara S. Tinari**, **Kirk K. Degler**, **Joseph R. Fuller**, **Susan G. Baker**, **Deborah M. Stempowski**, **Brian D. Gregory**, **Theresa L. Steele**, **Chris E. Blackburn**, **Gary R. Rice**, **M. Craig Schadt**, **Arthur B. Stewart**, **Sandra K. Byrd**, and **Evelyn D. Butler**.

Systems and procedures for mailout, receipt, correspondence, data input, industry classification, other clerical processing, administrative record processing, quality control, and the associated electronic computer programs, were developed in the Economic Planning and Coordination Division.

Mailout preparation and receipt operations, clerical and analytical review activities, data keying, and geocoding review were performed by the staff of the Data Preparation Division, **Judith N. Petty**, Acting Chief.

Geographic coding procedures and associated computer programs were developed by the staff of the Geography Division.

The computer processing systems were developed and coordinated in the Economic Statistical Methods and Programming Division, **Charles P. Pautler, Jr.**, Chief. **H. Ray Dennis**, Assistant Chief for Business Programs, was responsible for design and implementation of the computer systems. The computer programs were prepared under the supervision of **William C. Wester**, Chief, Business Census Branch, and **Steven G. McCraith**, Chief, Utilities and Financial Census Branch, assisted by **Jeffrey S. Rosen**, **Barbara L. Lambert**, **Jacqueline R. Sellers**, and **Tsung C. Chu**. Additional programming assistance was provided by **Robert S. Jewett**.

Computer processing was performed in the Computer Services Division, **Marvin D. Raines**, Chief.

The staff of the Administrative and Publications Services Division, **Walter C. Odom**, Chief, performed planning, design, composition, editorial review, and printing planning and procurement for publications and report forms. **Margaret A. Smith** provided publication coordination and editing.

Special acknowledgment is also due the many businesses whose cooperation has contributed to the publication of these data.

**If you have any questions concerning the statistics in this report, call 301-763-7039.**



**Economics and Statistics  
Administration**

**Everett M. Ehrlich**, Under Secretary  
for Economic Affairs



**BUREAU OF THE CENSUS**

**Martha Farnsworth Riche**, Director  
**Harry A. Scarr**, Deputy Director

**Paula J. Schneider**, Principal Associate  
Director for Programs

**Thomas L. Mesenbourg**, Acting Associate  
Director for Economic Programs

**Thomas L. Mesenbourg**, Assistant Director  
for Economic Programs

**ECONOMIC PLANNING AND COORDINATION  
DIVISION**

**John P. Govoni**, Chief

**SERVICES DIVISION**

**Carole A. Ambler**, Chief

# Introduction to the Economic Census

## PURPOSES AND USES OF THE ECONOMIC CENSUS

The economic census is the major source of facts about the structure and functioning of the Nation's economy. It provides essential information for government, business, industry, and the general public.

The economic census furnishes an important part of the framework for such composite measures as the gross domestic product, input/output measures, production and price indexes, and other statistical series that measure short-term changes in economic conditions.

Policymaking agencies of the Federal Government use the data, especially in monitoring economic activity and providing assistance to business.

State and local governments use the data to assess business activities and tax bases within their jurisdictions and to develop programs to attract business.

Trade associations study trends in their own and competing industries and keep their members informed of market changes.

Individual businesses use the data to locate potential markets and to analyze their own production and sales performance relative to industry or area averages.

## AUTHORITY AND SCOPE

Title 13 of the United States Code (sections 131, 191, and 224) directs the Census Bureau to take the economic census every 5 years, covering years ending in 2 and 7. The 1992 Economic Census consists of the following eight censuses:

- Census of Retail Trade
- Census of Wholesale Trade
- Census of Service Industries
- Census of Financial, Insurance, and Real Estate Industries
- Census of Transportation, Communications, and Utilities
- Census of Manufactures
- Census of Mineral Industries
- Census of Construction Industries

Special programs also cover enterprise statistics and minority-owned and women-owned businesses. (The 1992 Census of Agriculture and 1992 Census of Governments are conducted separately.) The next economic census is scheduled to be taken in 1998 covering the year 1997.

## AVAILABILITY OF THE DATA

The results of the economic census are available in printed reports for sale by the U.S. Government Printing Office and on compact discs for sale by the Census Bureau. Order forms for all types of products are available on request from Customer Services, Bureau of the Census, Washington, DC 20233-8300. A more complete description of publications being issued from this census is on the inside back cover of this document.

Census facts are also widely disseminated by trade associations, business journals, and newspapers. Volumes containing census statistics are available in most major public and college libraries. Finally, State data centers in every State as well as business and industry data centers in many States also supply economic census statistics.

## WHAT'S NEW IN 1992

The 1992 Economic Census covers more of the economy than any previous census. New for 1992 are data on communications, utilities, financial, insurance, and real estate, as well as coverage of more transportation industries. The economic, agriculture, and governments censuses now collectively cover nearly 98 percent of all economic activity.

Among other changes, new 1992 definitions affect the boundaries of about a third of all metropolitan areas. Also, the Survey of Women-Owned Businesses has now been expanded to include all corporations.

## HISTORICAL INFORMATION

The economic census has been taken as an integrated program at 5-year intervals since 1967 and before that for 1963, 1958, and 1954. Prior to that time, the individual subcomponents of the economic census were taken separately at varying intervals.

The economic census traces its beginnings to the 1810 Decennial Census, when questions on manufacturing were included with those for population. Coverage of economic activities was expanded for 1840 and subsequent censuses to include mining and some commercial activities. In 1902, Congress established a permanent Census Bureau and directed that a census of manufactures be taken every 5 years. The 1905 Manufactures Census was the first time a census was taken apart from the regular every-10-year population census.

The first census of business was taken in 1930, covering 1929. Initially it covered retail and wholesale trade and construction industries, but it was broadened in 1933 to include some of the service trades.

The 1954 Economic Census was the first census to be fully integrated—providing comparable census data across economic sectors, using consistent time periods, concepts, definitions, classifications, and reporting units. It was the first census to be taken by mail, using lists of firms provided by the administrative records of other Federal agencies. Since 1963, administrative records also have been used to provide basic statistics for very small firms, reducing or eliminating the need to send them census questionnaires. The Enterprise Statistics Program, which publishes combined data from the economic census, was made possible with the implementation of the integrated census program in 1954.

The range of industries covered in the economic censuses has continued to expand. The census of construction industries began on a regular basis in 1967, and the scope of service industries was broadened in 1967, 1977, and 1987. The census of transportation began in 1963 as a set of surveys covering travel, transportation of commodities, and trucks, but expanded in 1987 to cover business establishments in several transportation industries. For 1992, these statistics are incorporated into a broadened census of transportation, communications, and utilities. Also new for 1992 is the census of financial, insurance, and real estate industries. This is part of a gradual expansion in coverage of industries previously subjected to government regulation.

The Survey of Minority-Owned Business Enterprises was first conducted as a special project in 1969 and was incorporated into the economic census in 1972 along with the Survey of Women-Owned Businesses.

An economic census has also been taken in Puerto Rico since 1909, in the Virgin Islands of the United States and Guam since 1958, and in the Commonwealth of the Northern Mariana Islands since 1982.

Statistical reports from the 1987 and earlier censuses provide historical figures for the study of long-term time series and are available in some large libraries. All of the census data published since 1967 are still available for sale on microfiche from the Census Bureau.

## AVAILABILITY OF MORE FREQUENT ECONOMIC DATA

While the census provides complete enumerations every 5 years, there are many needs for more frequent data as well. The Census Bureau conducts a number of monthly, quarterly, and annual surveys, with the results appearing in publication series such as Current Business Reports (retail and wholesale trade and service industries), the Annual Survey of Manufactures, Current Industrial Reports, and the Quarterly Financial Report. Most of these surveys, while providing more frequent observations, yield less kind-of-business and geographic detail than the census. The County Business Patterns program offers annual statistics on the number of establishments, employment, and payroll classified by industry within each county.

## SOURCES FOR MORE INFORMATION

More information about the scope, coverage, classification system, data items, and publications for each of the economic censuses and related surveys is published in the *Guide to the 1992 Economic Census and Related Statistics*. More information on the methodology, procedures, and history of the census will be published in the *History of the 1992 Economic Census*. Contact Customer Services for information on availability.

# Census of Service Industries

## GENERAL

The 1992 Census of Service Industries, part of the 1992 Economic Census, covered service industries as defined in Division I of the *Standard Industrial Classification Manual: 1987*<sup>1</sup> (SIC), except Elementary and Secondary Schools (SIC 821), Colleges, Universities, Professional Schools, and Junior Colleges (SIC 822), Labor Unions and Similar Labor Organizations (SIC 863), Political Organizations (SIC 865), Religious Organizations (SIC 866), and Private Households (SIC 881). The census also excluded governmental establishments classified in the covered industries, except for government-operated hospitals which were included.

Data are presented for establishments in the following classifications:

SIC code	Title
70	Hotels, rooming houses, camps, and other lodging places
72	Personal services
73	Business services
75	Automotive repair, services, and parking
76	Miscellaneous repair services
78	Motion pictures
79	Amusement and recreation services
80	Health services
81	Legal services
823, 4, 9	Selected educational services
83	Social services
84	Museums, art galleries, and botanical and zoological gardens
861, 2, 4, 9	Selected membership organizations
87	Engineering, accounting, research, management, and related services
89	Services, not elsewhere classified

This series of reports presents data for service establishments of firms subject to Federal income tax and (in separate tables) of firms which are exempt from Federal income tax under provisions of the Internal Revenue Code. Only establishments with some payroll during the year are included. For a more detailed explanation, see appendix A.

<sup>1</sup>*Standard Industrial Classification Manual: 1987*. For sale by Superintendent of Documents, U.S. Government Printing Office, Washington, DC 20402. Stock No. 041-001-00314-2.

Many of the "kinds of business or operation" included in this report are not thought of as commercial businesses, and the terms (such as "business," "establishment," and "firm") used to describe them may not be descriptive of such services, particularly for not-for-profit and professional services. However, these terms are applied to all "kinds of business or operation" in order to maintain conformity in the measures of the production and delivery of goods and services and in the presentation of data.

The basic tabulations in this report do not include data for establishments which are auxiliary (primary function is providing a service, such as warehousing or bookkeeping) to service establishments within the same organization. Data for auxiliaries are presented in a subsequent report issued as part of the 1992 Enterprise Statistics reports.

For the 1992 Census of Service Industries, large- and medium-size firms, plus all firms known to operate more than one establishment, were sent questionnaires to be completed and returned to the Census Bureau by mail. For most very small firms, including those with no paid employees, data from existing administrative records of other Federal agencies were used instead. These records provided basic information on location, kind of business, receipts, payroll, number of employees, and legal form of organization. In addition, more detailed information for selected kinds of business was obtained on the various questionnaires.

Appendix A gives a more detailed explanation of census coverage and methodology.

## CENSUS DISCLOSURE RULES

In accordance with Federal law governing census reports, no data are published that would disclose the operations of an individual establishment or business. However, the number of establishments in a kind-of-business classification is not considered a disclosure, so this information may be released even though other information is withheld.

## GEOGRAPHIC AREAS COVERED

This report series presents data for the following areas:

1. The United States as a whole.
2. Each State and the District of Columbia.

3. Each consolidated metropolitan statistical area (CMSA) and primary metropolitan statistical area (PMSA) defined by the Office of Management and Budget (OMB) as of June 30, 1993. A CMSA is an area used to facilitate the presentation and analysis of data for large concentrations of metropolitan populations. It includes two or more contiguous PMSA's which have a population of at least 1,000,000<sup>2</sup> and which meet specific criteria of urban character and of social and economic integration.
4. Each metropolitan statistical area (MSA) defined by the OMB as of June 30, 1993. An MSA is an integrated economic and social unit with a population nucleus of at least 50,000 inhabitants.<sup>2</sup> Each MSA consists of one or more counties meeting standards of metropolitan character; in New England, cities and towns rather than counties are the component geographic units.
5. The area within the State outside metropolitan areas (MA's).
6. Each county or county equivalent.<sup>3</sup> Counties are the primary divisions of States, except in Louisiana where they are called parishes and in Alaska where they are called boroughs and census areas. Maryland, Missouri, Nevada, and Virginia have one place or more that is independent of any county organization and constitutes primary divisions of their States. These places are treated as counties and as places.
7. Each consolidated city.<sup>3</sup> Consolidated cities are consolidated governments which consist of separately incorporated municipalities.
8. Each municipality of 2,500 inhabitants or more incorporated as a city, borough, village, or town.<sup>2 3</sup>  
  
For the economic census, boroughs and census areas in Alaska and boroughs in New York are not included in this category.
9. Special economic urban areas (SEUA's), which include townships in Michigan, New Jersey, and Pennsylvania, and towns in New York, Wisconsin, and the six New England States with 10,000 inhabitants or more.<sup>2</sup>

## DOLLAR VALUES

All dollar values presented in this report are expressed in current dollars, i.e., 1992 data are expressed in 1992 dollars and 1987 data in 1987 dollars. Consequently, when making comparisons to prior years, users of the data should consider the inflation that has occurred.

## RELIABILITY OF DATA

All data compiled in this report originated from either census questionnaires or administrative records of other Federal agencies and, therefore, are not subject to sampling errors. However, the data are subject to nonsampling

<sup>2</sup>According to the 1990 Census of Population or subsequent special census.

<sup>3</sup>Those defined as of January 1, 1992.

errors. Nonsampling errors can be attributed to many sources: inability to identify all cases in the actual universe; definition and classification difficulties; differences in the interpretation of questions; errors in recording or coding the data obtained; and other errors of collection, response, coverage, processing, and estimation for missing or misreported data.

The accuracy of these tabulated data is determined by the joint effects of the various nonsampling errors. No direct measurement of these effects has been obtained except for estimation for missing or misreported data; however, precautionary steps were taken in all phases of the collection, processing, and tabulation of the data in an effort to minimize the effects of nonsampling errors.

The Bureau of the Census obtains on computer tape limited information extracted from administrative records of other Federal agencies. This information is used in conjunction with other information available to the Census Bureau to develop estimates for nonemployers, small employers, and other establishments for which responses were not received in time for publication. For an indication of the extent that data included in these reports were obtained from the administrative records of other Federal agencies and from estimation, rather than reports directly from respondents, see appendix E. Also, see appendix A for a more detailed explanation of census coverage and methodology.

## SPECIAL TABULATIONS

Special tabulations of data collected in the 1992 Census of Service Industries may be obtained, depending on availability of time and personnel, on diskette, computer tape, or in tabular form. The data will be in summary form and subject to the same rules prohibiting disclosure of confidential information (including name, address, kind of business, or other data for individual business establishments or companies) as are the regular publications.

Special tabulations are prepared on a cost basis. A request for a cost estimate, as well as exact specifications on the type and format of the data to be provided, should be directed to the Chief, Services Division, Bureau of the Census, Washington, DC 20233.

To discuss a special tabulation before submitting specifications, call 1-800-541-8345.

## ABBREVIATIONS AND SYMBOLS

The following abbreviations and symbols are used in this publication:

- \* See kind-of-business descriptions for SIC 72 and SIC 7384 in appendix A for treatment of plant outlets.
- Represents zero.
- (D) Withheld to avoid disclosing data for individual companies; data are included in broader kind-of-business totals.



(IC)	Independent city.	<b>Symbol</b>	<b>Employment Size</b>
(NA)	Not available.		
(X)	Not applicable.	AA	0–19
CMSA	Consolidated metropolitan statistical area.	BB	20–99
MA	Metropolitan area.	CC	100–249
MSA	Metropolitan statistical area.	EE	250–499
n.e.c.	Not elsewhere classified.	FF	500–999
PMSA	Primary metropolitan statistical area.	GG	1,000–2,499
pt.	Part.	HH	2,500–4,999
r	Revised.	II	5,000–9,999
SIC	Standard Industrial Classification.	JJ	10,000–24,999

The following symbols are used in this publication to show employment size ranges for employment data that have been withheld to avoid disclosing data for individual companies (employment size range codes are provided for the first time in the 1992 Economic Census):

KK	25,000–49,999
LL	50,000–99,999
MM	100,000 or more

# Users' Guide for Locating Statistics in This Report by Table Number

Information shown in tables	Table															
	1a	1b	2a	2b	3a	3b	4	5	6	7a	7b	8a	8b	9	10	
<b>GEOGRAPHIC AREAS</b>																
The State .....	X	X	X	X	X	X	X								X	X
CMSA's and MSA's in the State .....										X	X					
PMSA's in the State .....										X	X					
Area of the State not in any CMSA, PMSA, or MSA .....												X	X			
Counties in the State .....							X		X							X
Places in the State .....							X	X						X		
<b>DATA ITEMS</b>																
Establishments .....	X	X			X	X	X	X	X	X	X	X	X	X		X
Receipts .....	X				X	X	X	X	X	X	X	X	X	X		X
Revenue .....		X									X		X			
Expenses .....						X										
Annual payroll .....	X	X			X	X	X	X	X	X	X	X	X	X		
First-quarter payroll .....	X	X					X	X	X	X	X	X	X			
Paid employees for pay period including March 12, 1992 .....	X	X			X	X	X	X	X	X	X	X	X			
1987 to 1992 comparative statistics .....					X	X										
Receipts per establishment .....			X													
Revenue per establishment .....				X												
Expenses per establishment .....				X												
Receipts per employee .....			X													
Revenue per employee .....				X												
Expenses per employee .....				X												
Annual payroll per employee .....			X	X												
Employees per establishment .....			X	X												
Counties ranked by volume of receipts .....																X
Places ranked by volume of receipts .....														X		

# Users' Guide for Locating Statistics in the 1992 Census of Service Industries Reports

Report and geographic area	Information shown in reports by kind of business or industry category										
	Number of establishments	Receipts/Revenue (\$1,000)	Payroll (\$1,000)	Number of employees	Selected ratios	Receipts/revenue lines	Receipts size and employment size of establishments and firms	Concentration ratios of largest firms	Single units and multi-units	Legal form of organization	Selected topics
<b>GEOGRAPHIC AREA SERIES</b>											
United States .....	X	X	X	X	X						
State .....	X	X	X	X	X						
CMSA, PMSA, MSA .....	X	X	X	X							
County .....	X	X	X	X							
Place .....	X	X	X	X							
<b>NONEMPLOYER STATISTICS SERIES</b>											
United States .....	X	X									
State .....	X	X									
CMSA, PMSA, MSA .....	X	X									
County .....	X	X									
Place .....	X	X									
<b>ESTABLISHMENT AND FIRM SIZE (INCLUDING LEGAL FORM OF ORGANIZATION)</b>											
United States .....	X	X	X	X			X	X	X	X	
<b>CAPITAL EXPENDITURES, DEPRECIABLE ASSETS, AND OPERATING EXPENSES</b>											
United States .....		X	X								X
<b>RECEIPTS/REVENUE LINES</b>											
United States .....	X	X				X					
State .....	X	X				X					
CMSA, PMSA, MSA .....	X	X				X					
<b>HOTELS, MOTELS, AND OTHER LODGING PLACES</b>											
United States .....	X	X	X	X		X					X
State .....	X	X	X	X		X					X
CMSA, PMSA, MSA .....	X	X				X					X

Report and geographic area	Information shown in reports by kind of business or industry category										
	Number of establishments	Receipts/Revenue (\$1,000)	Payroll (\$1,000)	Number of employees	Selected ratios	Receipts/revenue lines	Receipts size and employment size of establishments and firms	Concentration ratios of largest firms	Single units and multi-units	Legal form of organization	Selected topics
<b>ZIP CODES</b>											
United States .....	X	X	X	X							
State .....	X	X	X	X							
<b>MISCELLANEOUS SUBJECTS</b>											
United States .....	X	X	X	X							X
State .....	X	X									X
CMSA, PMSA, MSA .....	X	X									X

# Contents

## New Jersey

[Page numbers listed here omit the prefix that appears as part of the number of each page]

	Page
Introduction to the Economic Census .....	III
Census of Service Industries .....	V
Users' Guide for Locating Statistics in This Report by Table Number .....	VIII
Users' Guide for Locating Statistics in the 1992 Census of Service Industries Reports ...	IX
Summary of Findings .....	2

### FIGURES

1. Percent Change in Receipts and Annual Payroll for Establishments of Firms Subject to Federal Income Tax: 1987 to 1992 .....	3
2. Annual Payroll Per Employee for Establishments of Firms Subject to Federal Income Tax: 1992 and 1987 .....	4
Maps .....	5

### TABLES

1a. Summary Statistics for Firms Subject to Federal Income Tax for the State: 1992 ..	7
1b. Summary Statistics for Firms Exempt From Federal Income Tax for the State: 1992 .....	11
2a. Selected Ratios for Firms Subject to Federal Income Tax for the State: 1992 .....	12
2b. Selected Ratios for Firms Exempt From Federal Income Tax for the State: 1992 ..	15
3a. Comparative Statistics for Firms Subject to Federal Income Tax for the State: 1992 and 1987 .....	15
3b. Comparative Statistics for Firms Exempt From Federal Income Tax for the State: 1992 and 1987 .....	19
4. Summary Statistics for Firms Subject to Federal Income Tax for Counties and for Places With 2,500 Inhabitants or More: 1992 .....	20
5. Summary Statistics for Firms Subject to Federal Income Tax for Places With 350 Establishments or More: 1992 .....	32
6. Summary Statistics for Firms Subject to Federal Income Tax for Counties With 350 Establishments or More: 1992 .....	84
7a. Summary Statistics for Firms Subject to Federal Income Tax for Metropolitan Areas: 1992 .....	124
7b. Summary Statistics for Firms Exempt From Federal Income Tax for Metropolitan Areas: 1992 .....	163
8a. Summary Statistics for Firms Subject to Federal Income Tax for the Area Outside Metropolitan Areas: 1992 .....	--
8b. Summary Statistics for Firms Exempt From Federal Income Tax for the Area Outside Metropolitan Areas: 1992 .....	--
9. Places With 2,500 Inhabitants or More Ranked by Volume of Receipts of Firms Subject to Federal Income Tax: 1992 .....	173
10. Counties Ranked by Volume of Receipts of Firms Subject to Federal Income Tax: 1992 .....	175

### APPENDIXES

A. General Explanation .....	A-1
B. Sample Report Form and Instructions .....	B-1
C. Kind-of-Business Titles and Reporting-Form Numbers .....	C-1
D. Metropolitan Areas .....	D-1
E. Percent of Receipts/Revenue Based on Administrative Records and Estimation for the State: 1992 .....	E-1
F. Geographic Notes .....	F-1
G. Establishments in Business Any Time During Year and Establishments in Business at End of Year for the State: 1992 and 1987 .....	G-1

Publication Program .....

Inside back cover

-- Not applicable for this report.

---

## Summary of Findings

---

### FIRMS SUBJECT TO FEDERAL INCOME TAX

Data from the 1992 Census of Service Industries show that New Jersey's 65,879 service industries establishments of firms with payroll that were subject to Federal income tax had receipts totaling \$50.2 billion. The 1992 data represent an increase of 56.2 percent in receipts for the State since 1987.

For establishments with payroll in 1992, receipts of offices and clinics of medical doctors totaled \$5.1 billion, compared with \$2.9 billion in 1987. Other leading service kinds of business in 1992 were computer programming, data processing, and other computer related services with \$6.0 billion in receipts, hotels and motels with \$5.1 billion, and legal services with \$3.5 billion.

There were 670,704 paid employees (full- and part-time) working in service industries in the State as of mid-March 1992, compared with 595,807 employees in 1987. Large employers included hotels and motels with 72,487 employees, help supply services with 46,698 employees, and offices and clinics of doctors of medicine with 43,176 employees.

### ORGANIZATIONS EXEMPT FROM FEDERAL INCOME TAX

Data for the census show that New Jersey's 4,794 service industries establishments of firms and other organizations with payroll that were exempt from Federal income tax had revenue totaling \$13.9 billion and expenses of \$13.2 billion in 1992. The 1992 data represent an increase of 81.0 percent in expenses since 1987.

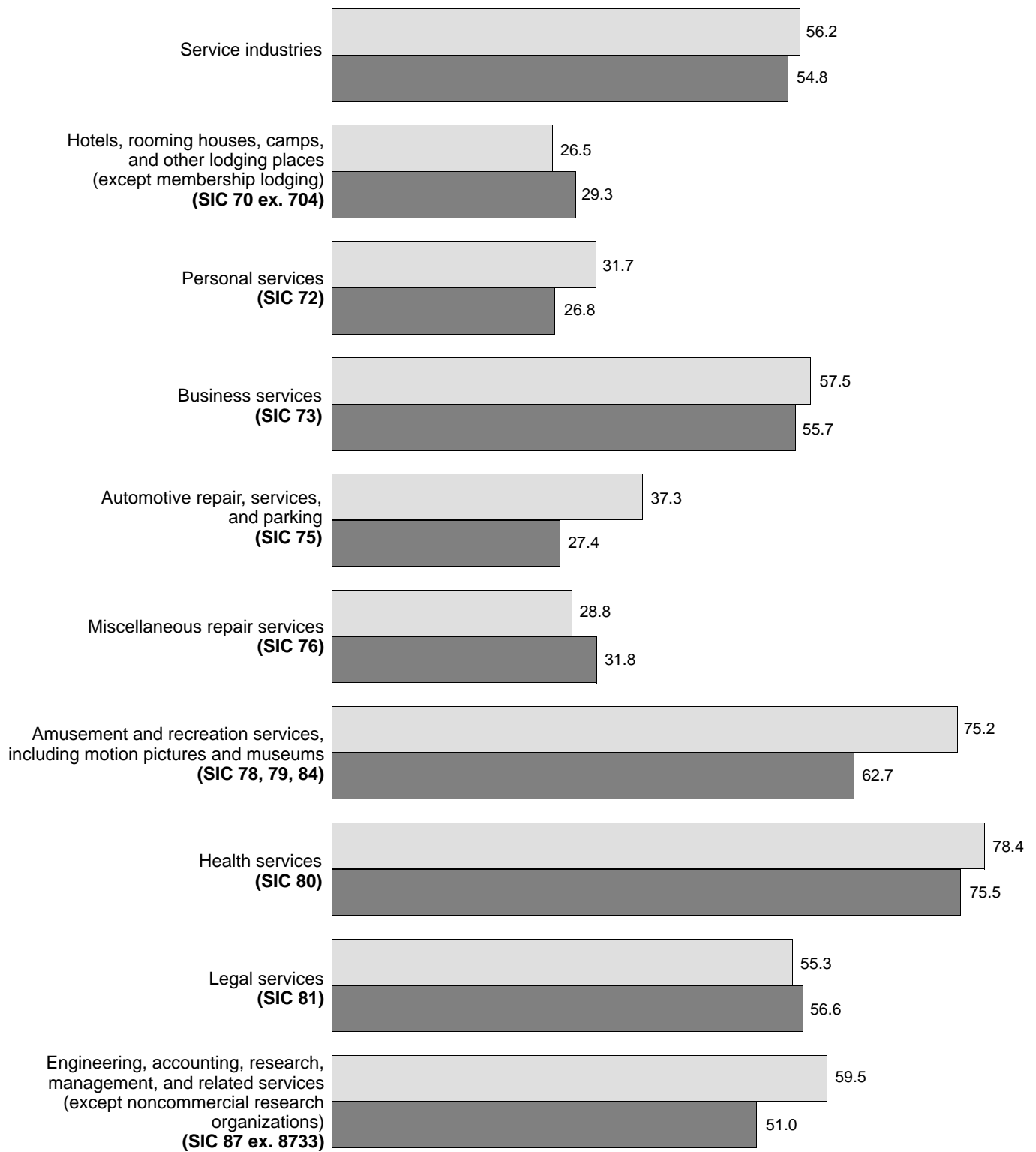
For establishments with payroll in 1992, revenue of hospitals totaled \$9.7 billion, compared with \$5.4 billion in 1987. Other leading classifications in 1992 were nursing and personal care facilities with revenue of \$472.0 million, and individual and family social services with \$405.8 million.

There were 245,001 paid employees (full- and part-time) as of mid-March 1992, compared with 205,694 employees in 1987. Hospitals had 154,585 employees; individual and family social services, 12,983 employees; and nursing and personal care facilities, 12,572 employees.

Figure 1. **Percent Change in Receipts and Annual Payroll for Establishments of Firms Subject to Federal Income Tax: 1987 to 1992**

(Includes only establishments with payroll. For meaning of abbreviations and symbols, see introductory text)

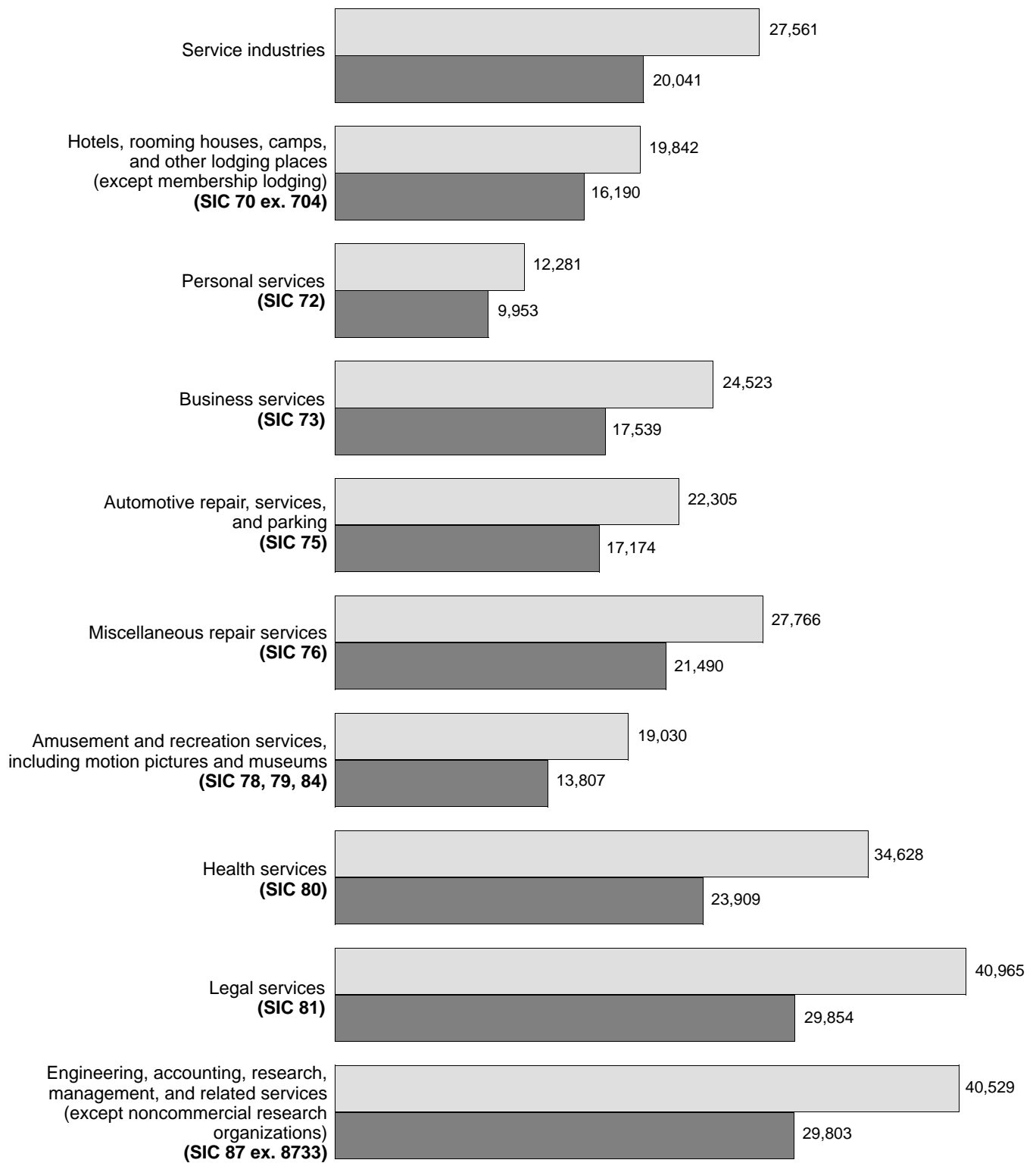
Receipts   
Payroll 




**Figure 2. Annual Payroll per Employee for Establishments of Firms Subject to Federal Income Tax: 1992 and 1987**

(In dollars. For meaning of abbreviations and symbols, see introductory text)

1992   
1987 







**Table 1a. Summary Statistics for Firms Subject to Federal Income Tax for the State: 1992**

[Includes only establishments with payroll. For meaning of abbreviations and symbols, see introductory text. For explanation of terms and comparability of 1987 and 1992 censuses, see appendix A]

SIC code	Kind of business or operation	Establishments (number)	Receipts (\$1,000)	Annual payroll (\$1,000)	First-quarter payroll (\$1,000)	Paid employees for pay period including March 12 (number)
	<b>Total</b> .....	<b>65 879</b>	<b>50 242 062</b>	<b>18 485 090</b>	<b>4 188 419</b>	<b>670 704</b>
<b>70 ex. 704</b>	<b>Hotels, rooming houses, camps, and other lodging places (except membership lodging)</b> .....	<b>1 314</b>	<b>5 134 740</b>	<b>1 450 121</b>	<b>347 372</b>	<b>73 085</b>
	Hotels and motels .....	1 139	5 087 091	1 439 969	345 861	72 487
7011	Hotels .....	488	4 813 471	1 368 465	331 263	66 974
7011 pt.	Hotels, 25 guestrooms or more .....	404	4 800 657	1 366 121	330 879	66 742
7011 pt.	Hotels, less than 25 guestrooms .....	84	12 814	2 344	384	232
7011 pt.	Motels, motor hotels, and tourist courts .....	651	273 620	71 504	14 598	5 513
7011 pt.	Motels, tourist courts .....	539	183 230	44 510	8 017	3 070
7011 pt.	Motor hotels .....	112	90 390	26 994	6 581	2 443
702, 3	Other lodging places .....	175	47 649	10 152	1 511	598
702	Rooming and boarding houses .....	77	10 005	2 482	575	236
703	Camps and recreational vehicle parks .....	98	37 644	7 670	936	362
7032	Sporting and recreational camps .....	19	(D)	(D)	(D)	BB
7033	Recreational vehicle parks and campsites .....	79	(D)	(D)	(D)	EE
<b>72</b>	<b>Personal services</b> .....	<b>7 593</b>	<b>1 541 480</b>	<b>502 975</b>	<b>118 638</b>	<b>40 957</b>
721	Laundry, cleaning, and garment services .....	2 062	583 466	187 767	44 194	12 854
7211	Power laundries, family and commercial* .....	61	47 688	19 746	4 362	1 328
7213	Linen supply* .....	78	75 909	28 721	7 546	1 503
7215	Coin-operated laundries and drycleaning .....	473	92 147	18 286	4 020	1 544
7215 pt.	Coin-operated laundries and drycleaning stores .....	451	(D)	(D)	(D)	CG
7215 pt.	Coin-operated laundry routes .....	22	(D)	(D)	(D)	CC
7216	Drycleaning plants, except rug cleaning* .....	964	186 588	60 821	14 370	4 797
7217	Carpet and upholstery cleaning .....	204	43 494	13 117	2 940	1 111
7218	Industrial laundries .....	40	91 110	31 034	7 853	1 503
7212, 9	Other laundry, cleaning, and garment services* .....	242	46 530	16 042	3 103	1 068
7212	Garment pressing, and agents for laundries and drycleaners .....	107	12 762	2 895	705	292
7219	Laundry and garment services, n.e.c.* .....	135	33 768	13 147	2 398	776
722	Photographic studios, portrait .....	288	81 636	22 256	4 773	1 372
723, 4	Beauty and barber shops .....	4 057	411 618	164 471	38 532	16 161
723	Beauty shops .....	3 767	391 687	157 227	36 823	15 484
724	Barber shops .....	290	19 931	7 244	1 709	677
725	Shoe repair shops and shoeshine parlors .....	72	6 836	1 581	401	120
726	Funeral service and crematories .....	509	260 070	62 506	13 529	2 230
729	Miscellaneous personal services .....	605	197 854	64 394	17 209	8 220
7291	Tax return preparation services .....	117	38 445	17 396	6 796	4 218
7299	Miscellaneous personal services, n.e.c. .....	488	159 409	46 998	10 413	4 002
7299 pt.	Massage parlors, tanning salons, and saunas .....	106	6 984	1 853	426	247
7299 pt.	Other personal services .....	382	152 425	45 145	9 987	3 755
7299 pt.	Diet and weight reducing services .....	119	77 473	18 936	4 484	1 807
7299 pt.	Formal wear rental .....	69	23 672	6 445	1 232	403
7299 pt.	Other personal services, n.e.c. .....	194	51 280	19 764	4 271	1 545
<b>73</b>	<b>Business services</b> .....	<b>12 529</b>	<b>13 208 519</b>	<b>5 233 803</b>	<b>1 232 832</b>	<b>213 423</b>
731	Advertising .....	750	754 983	217 173	48 853	6 491
7311	Advertising agencies .....	576	476 514	153 182	34 284	3 526
7312	Outdoor advertising services .....	32	51 908	12 014	2 767	332
7313	Radio, television, publishers' advertising representatives .....	61	82 754	23 349	5 259	727
7313 pt.	Radio, television advertising representatives .....	9	4 912	1 594	264	19
7313 pt.	Publishers' advertising representatives .....	52	77 842	21 755	4 995	708
7319	Advertising, n.e.c. .....	81	143 807	28 628	6 543	1 906
732	Consumer credit reporting agencies, mercantile reporting agencies, and adjustment and collection agencies .....	296	320 586	110 387	26 200	4 017
7322	Adjustment and collection services .....	236	142 136	61 722	14 285	2 529
7323	Credit reporting services .....	60	178 450	48 665	11 915	1 488
733	Mailing, reproduction, commercial art and photography, and stenographic services .....	1 201	915 140	273 470	62 330	10 079
7331	Direct mail advertising services .....	206	433 052	121 537	27 950	4 770
7331 pt.	Mailing list compilers, brokers, and managers .....	62	174 610	44 983	11 868	1 644
7334	Direct mail advertising services, except mailing list services .....	144	258 442	76 554	16 082	3 126
7334 pt.	Photocopying and duplicating services .....	116	79 977	25 512	5 866	1 124
7334 pt.	Blueprinting and photocopying services .....	106	76 064	24 161	5 579	1 040
7334 pt.	Duplicating services, except printing and photocopying .....	10	3 913	1 351	287	84
7335, 6	Commercial photography, art, and graphics .....	664	305 938	97 717	21 847	2 799
7335	Commercial photography .....	157	56 365	17 259	3 606	601
7336	Commercial art and graphic design .....	507	249 573	80 458	18 241	2 198
7336 pt.	Commercial art .....	73	25 172	7 966	1 934	271
7336 pt.	Graphic arts and related design .....	434	224 401	72 492	16 307	1 927
7338	Secretarial and court reporting services .....	215	96 173	28 704	6 667	1 386
734	Services to dwellings and other buildings .....	2 094	800 908	416 571	96 425	35 793
7342	Disinfecting and pest control services .....	344	106 585	44 124	9 208	1 773
7349	Building cleaning and maintenance services, n.e.c. .....	1 750	694 323	372 447	87 217	34 020
735	Miscellaneous equipment rental and leasing .....	652	819 803	230 552	51 098	6 756
7352	Medical equipment rental and leasing .....	76	202 611	65 967	15 131	1 792
7353	Heavy construction equipment rental and leasing .....	111	183 485	63 571	13 232	1 465
7353 pt.	Rental and leasing of heavy construction equipment without operators .....	61	58 653	16 671	3 584	449
7353 pt.	Rental and leasing of heavy construction equipment with operators .....	50	124 832	46 900	9 648	1 016
7359	Equipment rental and leasing, n.e.c. .....	465	433 707	101 014	22 735	3 499
7359 pt.	Equipment rental .....	376	298 293	77 102	17 234	2 778
7359 pt.	Rent-to-own .....	57	44 842	7 889	1 805	342
7359 pt.	Equipment rental, except rent-to-own .....	319	253 451	69 213	15 429	2 436
7359 pt.	Equipment leasing, except finance leasing .....	89	135 414	23 912	5 501	721

**Table 1a. Summary Statistics for Firms Subject to Federal Income Tax for the State: 1992—Con.**

[Includes only establishments with payroll. For meaning of abbreviations and symbols, see introductory text. For explanation of terms and comparability of 1987 and 1992 censuses, see appendix A]

SIC code	Kind of business or operation	Establishments (number)	Receipts (\$1,000)	Annual payroll (\$1,000)	First-quarter payroll (\$1,000)	Paid employees for pay period including March 12 (number)
<b>73</b>	<b>Business services—Con.</b>					
736	Personnel supply services -----	1 320	1 332 368	911 589	216 256	53 912
7361	Employment agencies -----	664	237 512	129 613	28 256	7 214
7363	Help supply services -----	656	1 094 856	781 976	188 000	46 698
7363 pt.	Temporary help supply -----	555	742 461	529 129	121 136	37 416
7363 pt.	Help supply, except temporary -----	101	352 395	252 847	66 864	9 282
7363 pt.	Employee leasing -----	56	186 351	124 950	28 917	4 899
7363 pt.	Other help supply services -----	45	166 044	127 897	37 947	4 383
737	Computer programming, data processing, and other computer related services -----	3 556	5 985 169	2 178 473	526 440	47 256
7371, 2, 3	Computer programming, prepackaged software, and integrated systems -----	2 110	3 389 305	1 295 473	313 299	24 423
7371	Computer programming services -----	1 596	1 840 834	874 832	204 327	16 122
7372	Prepackaged software -----	294	619 789	223 511	55 067	4 377
7373	Computer integrated systems -----	220	928 682	197 130	53 905	3 924
7374, 5, 6	Data processing services -----	466	1 678 660	545 658	135 292	15 537
7374, 5	Computer processing, information retrieval -----	433	1 524 377	478 080	120 448	13 971
7374	Computer processing and data preparation and processing services -----	405	1 452 792	456 822	115 523	13 283
7375	Information retrieval services -----	28	71 585	21 258	4 925	688
7376	Computer facilities management services -----	33	154 283	67 578	14 844	1 566
7377, 8, 9	Computer rental and leasing, maintenance, and related services, n.e.c. -----	980	917 204	337 342	77 849	7 296
7377	Computer rental and leasing -----	50	130 606	27 596	6 406	532
7378	Computer maintenance and repair -----	219	339 440	90 292	20 691	2 499
7379	Computer related services, n.e.c. -----	711	447 158	219 454	50 752	4 265
7379 pt.	Computer consultants -----	629	375 149	193 142	44 215	3 571
7379 pt.	Miscellaneous computer services, n.e.c. -----	82	72 009	26 312	6 537	694
738	Miscellaneous business services -----	2 660	2 279 562	895 588	205 230	49 119
7381, 2	Detective agencies and protective services -----	491	569 166	316 871	75 857	20 712
7381	Detective, guard, and armored car services -----	369	386 042	257 228	61 049	18 688
7381 pt.	Detective agencies and guard services -----	354	350 288	239 244	56 453	17 897
7381 pt.	Armored car services -----	15	35 754	17 984	4 596	791
7382	Security systems services -----	122	183 124	59 643	14 808	2 024
7383	News syndicates -----	15	24 998	11 542	2 582	322
7384	Photofinishing laboratories* -----	279	132 592	45 835	10 522	2 338
7384 pt.	Photofinishing laboratories, except "one-hour" (mini) labs* -----	133	103 575	39 250	9 058	1 813
7384 pt.	One-hour (mini) photofinishing* -----	146	29 017	6 585	1 464	525
7389	Business services, n.e.c. -----	1 875	1 552 806	521 340	116 269	25 747
7389 pt.	Sign painting shops -----	75	14 499	4 670	1 041	214
7389 pt.	Interior designing -----	186	59 384	13 438	3 274	523
7389 pt.	Telephone answering services -----	101	51 138	23 499	5 763	1 523
7389 pt.	Other business services -----	1 513	1 427 785	479 733	106 191	23 487
7389 pt.	Water softening and conditioning services -----	39	(D)	(D)	(D)	EE
7389 pt.	Packaging and labeling services -----	170	354 381	131 583	27 772	7 105
7389 pt.	Trading stamp services -----	2	(D)	(D)	(D)	AA
7389 pt.	Miscellaneous business services -----	1 302	1 052 795	341 539	77 002	16 108
7389 pt.	Convention and trade show services -----	90	108 852	41 836	10 649	3 488
7389 pt.	Private mail centers -----	53	20 428	4 766	1 085	298
7389 pt.	Miscellaneous business services, n.e.c. -----	1 159	923 515	294 937	65 268	12 322
<b>75</b>	<b>Automotive repair, services, and parking -----</b>	<b>5 386</b>	<b>2 791 951</b>	<b>600 593</b>	<b>144 245</b>	<b>26 926</b>
751	Automotive rental and leasing, without drivers -----	383	1 119 404	142 402	33 480	4 982
7513	Truck rental and leasing, without drivers -----	149	349 528	55 620	12 965	1 854
7513 pt.	Truck rental, without drivers -----	75	211 152	30 013	6 581	961
7513 pt.	Truck leasing, except finance leasing -----	74	138 376	25 607	6 384	893
7514, 5	Passenger car rental and leasing -----	225	759 614	84 617	20 032	3 048
7514	Passenger car rental -----	166	396 696	58 925	12 495	2 302
7515	Passenger car leasing -----	59	362 918	25 692	7 537	746
7519	Utility trailer and recreational vehicle rental -----	9	10 262	2 165	483	80
752	Automobile parking -----	163	85 948	17 112	4 079	1 543
7521 pt.	Parking lots -----	136	74 242	14 347	3 347	1 299
7521 pt.	Parking structures -----	27	11 706	2 765	732	244
753	Automotive repair shops -----	4 107	1 408 337	385 009	93 549	16 540
7532	Top, body, and upholstery repair shops and paint shops -----	1 283	536 180	163 556	40 569	6 712
7532 pt.	Top and body repair shops -----	1 240	516 853	157 148	38 940	6 459
7532 pt.	Paint shops -----	43	19 327	6 408	1 629	253
7538	General automotive repair shops -----	2 029	589 247	145 089	34 812	6 544
7538 pt.	General automotive repair shops, except diesel -----	1 807	489 652	114 167	27 219	5 320
7538 pt.	Diesel repair shops -----	222	99 595	30 922	7 593	1 224
7533, 4, 6, 7, 9	Other automotive repair shops -----	795	282 910	76 364	18 168	3 284
7533	Automotive exhaust system repair shops -----	161	65 248	16 718	4 065	701
7534	Tire retreading and repair shops -----	62	48 566	12 609	2 749	426
7536	Automotive glass replacement shops -----	109	41 240	10 679	2 579	439
7537	Automotive transmission repair shops -----	217	56 194	17 012	4 149	803
7539	Automotive repair shops, n.e.c. -----	246	71 662	19 346	4 626	915
7539 pt.	Radiator repair -----	56	13 820	2 935	653	161
7539 pt.	Brake, front end, and wheel alignment -----	91	24 038	7 102	1 708	335
7539 pt.	Automotive electrical and fuel system services -----	64	17 739	5 119	1 233	246
7539 pt.	Carburetor repair shops -----	15	2 724	686	182	42
7539 pt.	Automotive electrical repair shops -----	49	15 015	4 433	1 051	204
7539 pt.	Other automotive repair shops, n.e.c. -----	35	16 065	4 190	1 032	173
754	Automotive services, except repair -----	733	178 262	56 070	13 137	3 861
7542	Carwashes -----	411	85 948	30 406	6 906	2 317
7549	Automotive services, except repair and carwashes -----	322	92 314	25 664	6 231	1 544
7549 pt.	Lubrication shops -----	102	34 129	9 005	2 299	679
7549 pt.	Other automotive services -----	220	58 185	16 659	3 932	865
7549 pt.	Towing services -----	174	42 819	13 183	3 171	701
7549 pt.	Other automotive services, n.e.c. -----	46	15 366	3 476	761	164

**Table 1a. Summary Statistics for Firms Subject to Federal Income Tax for the State: 1992—Con.**

[Includes only establishments with payroll. For meaning of abbreviations and symbols, see introductory text. For explanation of terms and comparability of 1987 and 1992 censuses, see appendix A]

SIC code	Kind of business or operation	Establishments (number)	Receipts (\$1,000)	Annual payroll (\$1,000)	First-quarter payroll (\$1,000)	Paid employees for pay period including March 12 (number)
<b>76</b>	<b>Miscellaneous repair services -----</b>	<b>2 263</b>	<b>1 148 527</b>	<b>368 758</b>	<b>87 804</b>	<b>13 281</b>
762	Electrical repair shops -----	677	398 812	135 646	33 188	5 052
7622	Radio and television repair shops -----	194	75 903	26 537	6 670	1 099
7623, 9	Other electrical and electronic repair shops -----	483	322 909	109 109	26 518	3 953
7623	Refrigeration and air-conditioning service and repair shops -----	134	79 012	23 278	5 318	654
7629	Electrical and electronic repair shops, n.e.c. -----	349	243 897	85 831	21 200	3 299
763	Watch, clock, and jewelry repair -----	36	16 405	5 208	1 208	211
764	Reupholstery and furniture repair -----	166	22 822	7 099	1 735	436
769	Miscellaneous repair and related services -----	1 384	710 488	220 805	51 673	7 582
7692	Welding repair -----	124	38 294	12 689	3 049	500
7694	Armature rewinding shops -----	62	56 256	20 364	4 433	632
7699	Repair shops and related services, n.e.c. -----	1 198	615 938	187 752	44 191	6 450
7699 pt.	Farm machinery and equipment repair -----	16	4 594	1 307	274	55
7699 pt.	Lawnmower and other small gasoline engine repair -----	72	17 870	3 764	786	178
7699 pt.	Sewer and septic tank cleaning services -----	101	62 369	19 938	4 637	715
7699 pt.	Other repair and related services, n.e.c. -----	1 009	531 105	162 743	38 494	5 502
<b>78, 79, 84</b>	<b>Amusement and recreation services, including motion pictures and museums -----</b>	<b>3 424</b>	<b>2 668 747</b>	<b>569 711</b>	<b>117 344</b>	<b>29 937</b>
781, 2	Motion picture production, distribution, and services -----	282	973 518	102 189	21 634	2 257
7812 pt.	Motion picture production, except for television -----	108	(D)	(D)	(D)	FF
7812 pt.	Motion picture and tape production for television -----	57	(D)	(D)	(D)	EE
7819	Services allied to motion picture production -----	65	(D)	(D)	(D)	EE
7822 pt.	Motion picture film and tape distributors -----	39	281 988	18 409	4 219	557
7822 pt.	Motion picture film exchanges -----	18	23 803	3 993	1 161	173
7822 pt.	Video tape wholesalers -----	21	258 185	14 416	3 058	384
7822 pt.	Film and tape distribution for television -----	6	(D)	(D)	(D)	CC
7829	Services allied to motion picture distribution -----	7	(D)	(D)	(D)	BB
783	Motion picture theaters -----	156	182 016	24 575	5 739	3 176
7832	Motion picture theaters, except drive-in -----	156	182 016	24 575	5 739	3 176
7833	Drive-in motion picture theaters -----	-	-	-	-	-
784	Video tape rental -----	583	148 719	27 414	6 726	3 064
792	Theatrical producers (except motion picture), bands, orchestras, and entertainers -----	318	227 661	54 604	10 240	1 461
7922	Theatrical producers (except motion picture) and miscellaneous theatrical services -----	146	102 338	22 289	4 615	554
7922 pt.	Producers of live theatrical productions -----	35	13 238	3 591	621	117
7922 pt.	Producers of radio and television shows, except tape producers -----	13	3 925	2 192	833	20
7922 pt.	Artists' and entertainers' managers or agents, concert bureaus, booking agents -----	42	11 465	3 076	629	117
7922 pt.	Other theatrical services -----	56	73 710	13 430	2 532	300
7929	Bands, orchestras, actors, and other entertainers and entertainment groups -----	172	125 323	32 315	5 625	907
7929 pt.	Dance groups and artists -----	5	(D)	(D)	(D)	BB
7929 pt.	Symphony orchestras, opera companies, and chamber music organizations -----	1	(D)	(D)	(D)	AA
7929 pt.	Other music and entertainment presentations -----	166	124 186	31 747	5 490	873
7929 pt.	Other music groups and artists -----	78	38 484	11 781	1 880	500
7929 pt.	Other entertainers and entertainment groups -----	88	85 702	19 966	3 610	373
793	Bowling centers -----	125	81 662	25 547	7 678	2 521
79 ex. 792, 3, 84	Commercial sports and other amusement and recreation services, including museums -----	1 960	1 055 171	335 382	65 327	17 458
794	Commercial sports -----	138	203 077	110 523	24 321	2 066
7941	Professional sports clubs, managers, promoters -----	26	93 993	78 603	18 864	403
7941 pt.	Baseball clubs -----	-	-	-	-	-
7941 pt.	Football clubs -----	1	(D)	(D)	(D)	BB
7941 pt.	Other professional sports clubs -----	3	(D)	(D)	(D)	CC
7941 pt.	Managers and promoters -----	22	40 249	9 376	2 104	163
7948	Racing, including track operation -----	112	109 084	31 920	7 457	1 663
7948 pt.	Auto racetrack operation -----	9	7 609	1 202	164	153
7948 pt.	Horse racetrack operation -----	3	67 919	20 910	5 004	999
7948 pt.	Dog racetrack operation -----	-	-	-	-	-
7948 pt.	Racing stables and racing, n.e.c. -----	100	33 556	9 808	2 289	511
79 ex. 792, 3, 4; 84	Other amusement and recreation services, including museums -----	1 822	852 094	224 859	41 006	15 392
791	Dance studios, schools, and halls -----	237	32 116	9 257	2 308	1 094
7991	Physical fitness facilities -----	361	145 022	41 255	10 079	4 709
7991 pt.	Physical fitness centers, except gymnasiums and athletic clubs -----	305	120 243	32 895	8 066	3 799
7991 pt.	Gymnasiums and athletic clubs -----	56	24 779	8 360	2 013	910
7992	Public golf courses -----	49	38 396	10 329	1 501	413
7993	Coin-operated amusement devices -----	171	93 130	17 639	3 558	867
7996	Amusement parks -----	30	122 374	24 259	1 882	702
7997	Membership sports and recreation clubs -----	243	179 008	56 235	10 185	3 263
7999, 84	Amusement and recreation services, including museums, n.e.c. -----	731	242 048	65 885	11 493	4 344
7999 pt.	Concession operators of amusement devices and rides -----	57	12 600	3 221	439	168
7999 pt.	Carnivals, circuses, and fairs -----	13	8 442	2 370	276	113
7999 pt.	Carnivals and circuses -----	9	(D)	(D)	(D)	BB
7999 pt.	Fairs -----	4	(D)	(D)	(D)	BB
7999 pt., 84	Other recreation and amusements, including museums -----	661	221 006	60 294	10 778	4 063
84	Museums, art galleries, and botanical and zoological gardens -----	10	2 893	847	104	40
841	Museums and art galleries -----	8	(D)	(D)	(D)	BB
842	Arboreta and botanical or zoological gardens -----	2	(D)	(D)	(D)	AA
7999 pt.	Roller skating rinks -----	23	8 851	2 923	735	423
7999 pt.	Ice skating rinks -----	5	6 070	1 079	277	139
7999 pt.	Other amusement and recreation services, n.e.c. -----	623	203 192	55 445	9 662	3 461

**Table 1a. Summary Statistics for Firms Subject to Federal Income Tax for the State: 1992—Con.**

[Includes only establishments with payroll. For meaning of abbreviations and symbols, see introductory text. For explanation of terms and comparability of 1987 and 1992 censuses, see appendix A]

SIC code	Kind of business or operation	Establishments (number)	Receipts (\$1,000)	Annual payroll (\$1,000)	First-quarter payroll (\$1,000)	Paid employees for pay period including March 12 (number)
<b>80</b>	<b>Health services</b> .....	<b>16 502</b>	<b>10 403 869</b>	<b>4 418 866</b>	<b>934 744</b>	<b>127 609</b>
801	Offices and clinics of doctors of medicine .....	7 718	5 079 647	2 398 543	472 677	43 176
8011 pt.	Offices of doctors of medicine .....	7 600	4 813 553	2 289 016	447 690	40 663
8011 pt.	General medical clinics .....	118	266 094	109 527	24 987	2 513
802	Offices and clinics of dentists .....	4 033	1 415 884	520 734	117 630	20 264
8021 pt.	Offices of dentists .....	4 023	1 411 079	518 516	117 092	20 194
8021 pt.	Dental clinics .....	10	4 805	2 218	538	70
803	Offices and clinics of doctors of osteopathy .....	399	213 199	106 159	21 192	2 653
8031 pt.	Offices of osteopathic physicians .....	391	204 967	101 548	20 294	2 546
8031 pt.	Osteopathic clinics .....	8	8 232	4 611	898	107
804	Offices and clinics of other health practitioners .....	2 910	790 186	238 120	51 867	10 386
8041	Offices and clinics of chiropractors .....	1 245	326 710	87 611	19 195	3 936
8042	Offices and clinics of optometrists .....	550	147 976	35 814	8 060	1 928
8043	Offices and clinics of podiatrists .....	449	103 924	26 066	5 892	1 299
8049	Offices and clinics of health practitioners, n.e.c. ....	666	211 576	88 629	18 720	3 223
805	Nursing and personal care facilities .....	258	1 147 029	525 946	126 377	27 913
8051	Skilled nursing care facilities .....	225	1 090 471	500 636	120 533	26 493
8052	Intermediate care facilities .....	16	25 584	11 938	2 938	716
8059	Nursing and personal care facilities, n.e.c. ....	17	30 974	13 372	2 906	704
806	Hospitals .....	5	113 124	35 195	9 109	1 582
8062	General medical and surgical hospitals .....	—	—	—	—	—
8063, 9	Specialty hospitals .....	5	113 124	35 195	9 109	1 582
8063	Psychiatric hospitals .....	2	(D)	(D)	(D)	FF
8069	Specialty hospitals, except psychiatric .....	3	(D)	(D)	(D)	FF
807, 8, 9	Other health services .....	1 179	1 644 800	594 169	135 892	21 635
807	Medical and dental laboratories .....	600	966 406	302 997	71 036	8 961
8071	Medical laboratories .....	346	889 888	268 482	63 039	7 682
8072	Dental laboratories .....	254	76 518	34 515	7 997	1 279
808	Home health care services .....	220	320 155	144 831	34 247	8 208
809	Miscellaneous health and allied services, n.e.c. ....	359	358 239	146 341	30 609	4 466
8092	Kidney dialysis centers .....	11	(D)	(D)	(D)	CC
8093	Specialty outpatient facilities, n.e.c. ....	207	146 964	58 583	13 571	2 176
8099	Health and allied services, n.e.c. ....	141	(D)	(D)	(D)	GG
<b>81</b>	<b>Legal services</b> .....	<b>5 720</b>	<b>3 498 392</b>	<b>1 459 781</b>	<b>313 973</b>	<b>35 635</b>
<b>823, 4, 9</b>	<b>Selected educational services</b> .....	<b>556</b>	<b>402 022</b>	<b>137 955</b>	<b>32 063</b>	<b>9 122</b>
823	Libraries .....	4	920	477	106	33
824	Vocational schools .....	195	172 078	62 719	15 281	2 603
8243	Data processing schools .....	78	60 313	21 171	5 128	758
8244	Business and secretarial schools .....	42	31 705	12 603	3 146	613
8249	Vocational schools, n.e.c. ....	75	80 060	28 945	7 007	1 232
829	Schools and educational services, n.e.c. ....	357	229 024	74 759	16 676	6 486
<b>83</b>	<b>Social services</b> .....	<b>1 256</b>	<b>343 980</b>	<b>150 195</b>	<b>33 743</b>	<b>12 202</b>
835	Child day care services .....	856	172 717	86 434	19 947	8 247
832, 3, 6, 9	Other social services .....	400	171 263	63 761	13 796	3 955
832	Individual and family social services .....	150	48 121	19 855	4 519	1 214
833	Job training and vocational rehabilitation services .....	47	16 814	6 269	1 434	411
836	Residential care .....	148	88 050	31 902	6 588	2 007
839	Social services, n.e.c. ....	55	18 278	5 735	1 255	323
<b>87 ex. 8733</b>	<b>Engineering, accounting, research, management, and related services (except noncommercial research organizations)</b> .....	<b>8 725</b>	<b>8 674 021</b>	<b>3 430 050</b>	<b>785 760</b>	<b>84 633</b>
871	Engineering, architectural, and surveying services .....	2 443	2 993 833	1 220 420	288 985	26 859
8711	Engineering services .....	1 632	2 651 013	1 079 749	257 885	22 897
8712	Architectural services .....	527	266 057	101 586	22 626	2 696
8713	Surveying services .....	284	76 763	39 085	8 474	1 266
872	Accounting, auditing, and bookkeeping services .....	2 511	1 305 541	537 083	123 356	16 236
873 ex. 8733	Research, development, and testing services (except noncommercial research organizations) .....	613	1 604 375	652 918	156 280	15 322
8731	Commercial physical and biological research .....	163	809 528	374 035	91 836	6 254
8731 pt.	Commercial physical research .....	98	646 178	306 010	75 397	4 810
8731 pt.	Commercial medical and biological research .....	65	163 350	68 025	16 439	1 444
8732	Commercial economic, sociological, and educational research .....	268	554 141	168 327	39 668	5 758
8734	Testing laboratories .....	182	240 706	110 556	24 776	3 310
874	Management and public relations services .....	3 158	2 770 272	1 019 629	217 139	26 216
8741	Management services .....	781	1 092 881	352 364	79 981	8 698
8742	Management consulting services .....	1 660	1 290 092	516 350	106 363	13 044
8743	Public relations services .....	183	110 304	38 429	7 961	802
8744	Facilities support management services .....	21	85 768	36 984	8 161	1 577
8748	Business consulting services, n.e.c. ....	513	191 227	75 502	14 673	2 095
<b>89</b>	<b>Services, n.e.c.</b> .....	<b>611</b>	<b>425 814</b>	<b>162 282</b>	<b>39 901</b>	<b>3 894</b>
8999 pt.	Scientific and related consulting services, except environmental .....	154	149 310	66 493	18 683	1 444
8999 pt.	Other services .....	457	276 504	95 789	21 218	2 450
8999 pt.	Environmental consulting .....	190	206 901	70 005	15 810	1 707
8999 pt.	Authors, composers, and other arts-related services .....	80	21 593	8 839	2 080	168
8999 pt.	Other services, n.e.c. ....	187	48 010	16 945	3 328	575

**Table 1b. Summary Statistics for Firms Exempt From Federal Income Tax for the State: 1992**

[Includes only establishments with payroll. For meaning of abbreviations and symbols, see introductory text. For explanation of terms and comparability of 1987 and 1992 censuses, see appendix A]

SIC code	Kind of business or operation	Establishments (number)	Revenue (\$1,000)	Annual payroll (\$1,000)	First-quarter payroll (\$1,000)	Paid employees for pay period including March 12 (number)
	<b>Total</b> .....	<b>4 794</b>	<b>13 855 411</b>	<b>6 281 735</b>	<b>1 517 698</b>	<b>245 001</b>
<b>7032, 704</b>	<b>Camps and membership lodging</b> .....	<b>33</b>	<b>17 443</b>	<b>4 235</b>	<b>753</b>	<b>333</b>
7032	Sporting and recreational camps .....	22	14 354	3 312	518	187
704	Organization hotels and lodging houses, on membership basis .....	11	3 089	923	235	146
<b>792, 7991 pt., 7997, 7999 pt., 84</b>	<b>Selected amusement, recreation, and related services</b> .....	<b>379</b>	<b>301 474</b>	<b>119 455</b>	<b>22 330</b>	<b>6 455</b>
792	Theatrical producers (except motion picture), bands, orchestras, and entertainers .....	67	52 126	19 527	4 307	1 460
7922	Theatrical producers (except motion picture) and miscellaneous theatrical services .....	37	36 332	13 682	2 906	1 051
7922 pt.	Producers of live theatrical productions .....	26	27 284	11 031	2 351	840
7922 pt.	Producers of radio and television shows, except tape .....	-	-	-	-	-
7922 pt.	Artists' and entertainers' managers or agents, concert bureaus, booking agents .....	3	(D)	(D)	(D)	AA
7922 pt.	Other theatrical services .....	8	(D)	(D)	(D)	CC
7929	Bands, orchestras, actors, and other entertainers and entertainment groups .....	30	15 794	5 845	1 401	409
7929 pt.	Dance groups and artists .....	6	1 667	562	152	39
7929 pt.	Symphony orchestras, opera companies, and chamber music organizations .....	14	10 693	4 681	1 077	303
7929 pt.	Other music groups and artists .....	6	(D)	(D)	(D)	BB
7929 pt.	Other entertainers and entertainment groups .....	4	(D)	(D)	(D)	AA
7991 pt., 7997	Gymnasiums, athletic clubs, and membership sports and recreation clubs .....	259	210 980	85 574	14 705	3 926
7991 pt.	Gymnasiums and athletic clubs .....	3	(D)	(D)	(D)	EE
7997	Membership sports and recreation clubs .....	256	(D)	(D)	(D)	HH
7999 pt.	Fairs .....	3	(D)	(D)	(D)	AA
84	Museums, art galleries, and botanical and zoological gardens .....	50	(D)	(D)	(D)	GG
841	Museums and art galleries .....	43	(D)	(D)	(D)	FF
842	Arboreta and botanical or zoological gardens .....	7	(D)	(D)	(D)	EE
<b>8011 pt.; 8021 pt.; 805, 6, 8, 9</b>	<b>Selected health services</b> .....	<b>518</b>	<b>10 698 952</b>	<b>5 151 633</b>	<b>1 254 392</b>	<b>178 837</b>
8011 pt., 8021 pt.	Clinics of doctors of medicine and dentists .....	35	93 495	32 532	7 693	1 143
8011 pt.	General medical clinics .....	32	(D)	(D)	(D)	GG
8021 pt.	Dental clinics .....	3	(D)	(D)	(D)	BB
805	Nursing and personal care facilities .....	126	472 038	240 111	56 476	12 572
8051	Skilled nursing care facilities .....	81	427 466	218 668	51 223	11 316
8052	Intermediate care facilities .....	34	26 216	13 067	3 343	773
8059	Nursing and personal care facilities, n.e.c. ....	11	18 356	8 376	1 910	483
806	Hospitals .....	130	9 729 684	4 675 221	1 142 849	154 585
8062	General medical and surgical hospitals .....	101	8 834 956	4 113 650	1 006 683	136 496
8062 pt.	General medical and surgical hospitals, nongovernment .....	94	8 204 834	3 726 344	911 545	127 216
8062 pt.	General medical and surgical hospitals, government .....	7	630 122	387 306	95 138	9 280
8063, 9	Specialty hospitals .....	29	894 728	561 571	136 166	18 089
8063	Psychiatric hospitals .....	14	522 997	368 481	89 470	11 705
8063 pt.	Psychiatric hospitals, nongovernment .....	4	63 188	37 963	8 429	1 450
8063 pt.	Psychiatric hospitals, government .....	10	459 809	330 518	81 041	10 255
8069	Specialty hospitals, except psychiatric .....	15	371 731	193 090	46 696	6 384
8069 pt.	Specialty hospitals, except psychiatric; nongovernment .....	12	279 180	137 614	32 802	4 435
8069 pt.	Specialty hospitals, except psychiatric; government .....	3	92 551	55 476	13 894	1 949
808, 9	Other health services .....	227	403 735	203 769	47 374	10 537
808	Home health care services .....	59	217 932	118 166	26 512	6 508
809	Miscellaneous health and allied services, n.e.c. ....	168	185 803	85 603	20 862	4 029
8092	Kidney dialysis centers .....	2	(D)	(D)	(D)	BB
8093	Specialty outpatient facilities, n.e.c. ....	137	119 995	62 167	15 072	3 045
8099	Health and allied services, n.e.c. ....	29	(D)	(D)	(D)	FF
<b>8111 pt.</b>	<b>Legal aid societies and similar legal services</b> .....	<b>44</b>	<b>23 213</b>	<b>14 959</b>	<b>3 428</b>	<b>441</b>
<b>823, 4, 9</b>	<b>Selected educational services</b> .....	<b>175</b>	<b>51 072</b>	<b>18 660</b>	<b>4 559</b>	<b>1 519</b>
823	Libraries .....	48	8 569	3 379	827	328
824	Vocational schools .....	17	4 244	1 745	451	145
8243	Data processing schools .....	-	-	-	-	-
8244	Business and secretarial schools .....	1	(D)	(D)	(D)	AA
8249	Vocational schools, n.e.c. ....	16	(D)	(D)	(D)	CC
829	Schools and educational services, n.e.c. ....	110	38 259	13 536	3 281	1 046
<b>83</b>	<b>Social services</b> .....	<b>2 039</b>	<b>1 540 964</b>	<b>594 203</b>	<b>141 594</b>	<b>40 294</b>
835	Child day care services .....	478	155 734	85 882	20 735	7 315
832, 3, 6, 9	Other social services .....	1 561	1 385 230	508 321	120 859	32 979
832	Individual and family social services .....	707	405 757	196 980	47 866	12 983
833	Job training and vocational rehabilitation services .....	138	188 231	72 109	16 116	6 300
836	Residential care .....	336	302 476	149 285	35 287	9 008
839	Social services, n.e.c. ....	380	488 766	89 947	21 590	4 688
<b>861, 2, 4, 9</b>	<b>Selected membership organizations</b> .....	<b>1 482</b>	<b>782 510</b>	<b>229 074</b>	<b>54 391</b>	<b>13 030</b>
861	Business associations .....	295	290 026	77 156	18 272	2 020
864	Civic, social, and fraternal associations .....	802	236 202	81 687	18 836	7 830
862, 9	Other membership organizations .....	385	256 282	70 231	17 283	3 180
862	Professional membership organizations .....	174	100 084	26 955	6 654	986
869	Membership organizations, n.e.c. ....	211	156 198	43 276	10 629	2 194

**Table 1b. Summary Statistics for Firms Exempt From Federal Income Tax for the State: 1992—Con.**

[Includes only establishments with payroll. For meaning of abbreviations and symbols, see introductory text. For explanation of terms and comparability of 1987 and 1992 censuses, see appendix A]

SIC code	Kind of business or operation	Establishments (number)	Revenue (\$1,000)	Annual payroll (\$1,000)	First-quarter payroll (\$1,000)	Paid employees for pay period including March 12 (number)
<b>873, 4 ex. 8744</b>	<b>Research, testing, and consulting services, except facilities support management services</b> .....	<b>124</b>	<b>439 783</b>	<b>149 516</b>	<b>36 251</b>	<b>4 092</b>
873	Research, development, and testing services .....	74	59 324	22 999	5 565	714
8731	Commercial physical and biological research .....	6	(D)	(D)	(D)	BB
8732	Commercial economic, sociological, and educational research .....	11	3 934	1 468	325	65
8733	Noncommercial research organizations .....	55	51 268	19 693	4 779	588
8734	Testing laboratories .....	2	(D)	(D)	(D)	AA
874 ex. 8744	Management and public relations services, except facilities support management services .....	50	380 459	126 517	30 686	3 378
8741	Management services .....	20	(D)	(D)	(D)	EE
8742	Management consulting services .....	6	(D)	(D)	(D)	BB
8743	Public relations services .....	5	(D)	(D)	(D)	AA
8748	Business consulting services, n.e.c. ....	19	(D)	(D)	(D)	HH

**Table 2a. Selected Ratios for Firms Subject to Federal Income Tax for the State: 1992**

[Includes only establishments with payroll. For meaning of abbreviations and symbols, see introductory text. For explanation of terms and comparability of 1987 and 1992 censuses, see appendix A]

SIC code	Kind of business or operation	Receipts		Annual payroll per employee <sup>1</sup> (dollars)	Employees per establishment <sup>1</sup> (number)
		Per establishment (dollars)	Per employee <sup>1</sup> (dollars)		
	<b>Total</b> .....	<b>762 642</b>	<b>74 909</b>	<b>27 561</b>	<b>10</b>
<b>70 ex. 704</b>	<b>Hotels, rooming houses, camps, and other lodging places (except membership lodging)</b> .....	<b>3 907 717</b>	<b>70 257</b>	<b>19 842</b>	<b>56</b>
7011	Hotels and motels .....	4 466 278	70 179	19 865	64
7011 pt.	Hotels .....	9 863 670	71 871	20 433	137
7011 pt.	Hotels, 25 guestrooms or more .....	11 882 814	71 929	20 469	165
7011 pt.	Hotels, less than 25 guestrooms .....	152 548	55 233	10 103	3
7011 pt.	Motels, motor hotels, and tourist courts .....	420 307	49 632	12 970	8
7011 pt.	Motels, tourist courts .....	339 944	59 684	14 498	6
7011 pt.	Motor hotels .....	807 054	37 000	11 050	22
702, 3	Other lodging places .....	272 280	79 681	16 977	3
702	Rooming and boarding houses .....	129 935	42 394	10 517	3
703	Camps and recreational vehicle parks .....	384 122	103 989	21 188	4
<b>72</b>	<b>Personal services</b> .....	<b>203 013</b>	<b>37 637</b>	<b>12 281</b>	<b>5</b>
721	Laundry, cleaning, and garment services .....	282 961	45 392	14 608	6
7211	Power laundries, family and commercial* .....	781 770	35 910	14 869	22
7213	Linen supply* .....	973 192	50 505	19 109	19
7215	Coin-operated laundries and drycleaning .....	194 814	59 681	11 843	3
7216	Drycleaning plants, except rug cleaning* .....	193 556	38 897	12 679	5
7217	Carpet and upholstery cleaning .....	213 206	39 149	11 806	5
7218	Industrial laundries* .....	2 277 750	60 619	20 648	38
7212, 9	Other laundry, cleaning, and garment services* .....	192 273	43 567	15 021	4
7212	Garment pressing, and agents for laundries and drycleaners .....	119 271	43 705	9 914	3
7219	Laundry and garment services, n.e.c.* .....	250 133	43 515	16 942	6
722	Photographic studios, portrait .....	283 458	59 501	16 222	5
723, 4	Beauty and barber shops .....	101 459	25 470	10 177	4
723	Beauty shops .....	103 978	25 296	10 154	4
724	Barber shops .....	68 728	29 440	10 700	2
725	Shoe repair shops and shoeshine parlors .....	94 944	56 967	13 175	2
726	Funeral service and crematories .....	510 943	116 623	28 030	4
729	Miscellaneous personal services .....	327 031	24 070	7 834	14
7291	Tax return preparation services .....	328 590	9 115	4 124	36
7299	Miscellaneous personal services, n.e.c. ....	326 658	39 832	11 744	8
<b>73</b>	<b>Business services</b> .....	<b>1 054 236</b>	<b>61 889</b>	<b>24 523</b>	<b>17</b>
731	Advertising .....	1 006 644	116 312	33 458	9
7311	Advertising agencies .....	827 281	135 143	43 444	6
7312	Outdoor advertising services .....	1 622 125	156 349	36 187	10
7313	Radio, television, publishers' advertising representatives .....	1 356 623	113 829	32 117	12
7319	Advertising, n.e.c. ....	1 775 395	75 450	15 020	24
732	Consumer credit reporting agencies, mercantile reporting agencies, and adjustment and collection agencies .....	1 083 061	79 807	27 480	14
7322	Adjustment and collection services .....	602 271	56 202	24 406	11
7323	Credit reporting services .....	2 974 167	119 926	32 705	25
733	Mailing, reproduction, commercial art and photography, and stenographic services .....	761 982	90 797	27 133	8
7331	Direct mail advertising services .....	2 102 194	90 787	25 479	23
7334	Photocopying and duplicating services .....	689 457	71 154	22 698	10
7335, 6	Commercial photography, art, and graphics .....	460 750	109 303	34 911	4
7335	Commercial photography .....	359 013	93 785	28 717	4
7336	Commercial art and graphic design .....	492 254	113 545	36 605	4
7338	Secretarial and court reporting services .....	447 316	69 389	20 710	6
734	Services to dwellings and other buildings .....	382 478	22 376	11 638	17
7342	Disinfecting and pest control services .....	309 840	60 116	24 887	5
7349	Building cleaning and maintenance services, n.e.c. ....	396 756	20 409	10 948	19

See footnotes at end of table.

Table 2a. **Selected Ratios for Firms Subject to Federal Income Tax for the State: 1992** — Con.

[Includes only establishments with payroll. For meaning of abbreviations and symbols, see introductory text. For explanation of terms and comparability of 1987 and 1992 censuses, see appendix A]

SIC code	Kind of business or operation	Receipts		Annual payroll per employee <sup>1</sup> (dollars)	Employees per establishment <sup>1</sup> (number)
		Per establishment (dollars)	Per employee <sup>1</sup> (dollars)		
<b>73</b>	<b>Business services—Con.</b>				
735	Miscellaneous equipment rental and leasing .....	1 257 367	121 344	34 126	10
7352	Medical equipment rental and leasing .....	2 665 934	113 064	36 812	24
7353	Heavy construction equipment rental and leasing .....	1 653 018	125 246	43 393	13
7359	Equipment rental and leasing, n.e.c. ....	932 703	123 952	28 869	8
736	Personnel supply services .....	1 009 370	24 714	16 909	41
7361	Employment agencies .....	357 699	32 924	17 967	11
7363	Help supply services .....	1 668 988	23 445	16 745	71
7363 pt.	Temporary help supply .....	1 337 768	19 843	14 142	67
7363 pt.	Help supply, except temporary .....	3 489 059	37 965	27 241	92
737	Computer programming, data processing, and other computer related services .....	1 683 118	126 654	46 099	13
7371, 2, 3	Computer programming, prepackaged software, and integrated systems .....	1 606 306	138 775	53 043	12
7371	Computer programming services .....	1 153 405	114 181	54 263	10
7372	Prepackaged software .....	2 108 126	141 601	51 065	15
7373	Computer integrated systems .....	4 221 282	236 667	50 237	18
7374, 5, 6	Data processing services .....	3 602 275	108 043	35 120	33
7374, 5	Computer processing, information retrieval .....	3 520 501	109 110	34 219	32
7376	Computer facilities management services .....	4 675 242	98 520	43 153	47
7377, 8, 9	Computer rental and leasing, maintenance, and related services, n.e.c. ....	935 922	125 713	46 237	7
7377	Computer rental and leasing .....	2 612 120	245 500	51 872	11
7378	Computer maintenance and repair .....	1 549 954	135 830	36 131	11
7379	Computer related services, n.e.c. ....	628 914	104 844	51 455	6
738	Miscellaneous business services .....	856 978	46 409	18 233	18
7381, 2	Detective agencies and protective services .....	1 159 198	27 480	15 299	42
7381	Detective, guard, and armored car services .....	1 046 184	20 657	13 764	51
7382	Security systems services .....	1 501 016	90 476	29 468	17
7383	News syndicates .....	1 666 533	77 634	35 845	21
7384	Photofinishing laboratories* .....	475 240	56 712	19 604	8
7389	Business services, n.e.c. ....	828 163	60 310	20 249	14
7389 pt.	Sign painting shops .....	193 320	67 752	21 822	3
7389 pt.	Interior designing .....	319 269	113 545	25 694	3
7389 pt.	Telephone answering services .....	506 317	33 577	15 429	15
7389 pt.	Other business services .....	943 678	60 790	20 425	16
<b>75</b>	<b>Automotive repair, services, and parking .....</b>	<b>518 372</b>	<b>103 690</b>	<b>22 305</b>	<b>5</b>
751	Automotive rental and leasing, without drivers .....	2 922 726	224 690	28 583	13
7513	Truck rental and leasing, without drivers .....	2 345 826	188 526	30 000	12
7514, 5	Passenger car rental and leasing .....	3 376 062	249 217	27 761	14
7514	Passenger car rental .....	2 389 735	172 327	25 597	14
7515	Passenger car leasing .....	6 151 153	486 485	34 440	13
7519	Utility trailer and recreational vehicle rental .....	1 140 222	128 275	27 063	9
752	Automobile parking .....	527 288	55 702	11 090	9
753	Automotive repair shops .....	342 911	85 147	23 277	4
7532	Top, body, and upholstery repair shops and paint shops .....	417 911	79 884	24 368	5
7532 pt.	Top and body repair shops .....	416 817	80 021	24 330	5
7532 pt.	Paint shops .....	449 465	76 391	25 328	6
7538	General automotive repair shops .....	290 413	90 044	22 171	3
7538 pt.	General automotive repair shops, except diesel .....	270 975	92 040	21 460	3
7538 pt.	Diesel repair shops .....	448 626	81 368	25 263	6
7533, 4, 6, 7, 9	Other automotive repair shops .....	355 862	86 148	23 253	4
7533	Automotive exhaust system repair shops .....	405 267	93 078	23 849	4
7534	Tire retreading and repair shops .....	783 323	114 005	29 599	7
7536	Automotive glass replacement shops .....	378 349	93 941	24 326	4
7537	Automotive transmission repair shops .....	258 959	69 980	21 186	4
7539	Automotive repair shops, n.e.c. ....	291 309	78 319	21 143	4
7539 pt.	Radiator repair .....	246 786	85 839	18 230	3
7539 pt.	Brake, front end, and wheel alignment .....	264 154	71 755	21 200	4
7539 pt.	Automotive electrical and fuel system services .....	277 172	72 110	20 809	4
7539 pt.	Other automotive repair shops, n.e.c. ....	459 000	92 861	24 220	5
754	Automotive services, except repair .....	243 195	46 170	14 522	5
7542	Carwashes .....	209 119	37 095	13 123	6
7549	Automotive services, except repair and carwashes .....	286 689	59 789	16 622	5
<b>76</b>	<b>Miscellaneous repair services .....</b>	<b>507 524</b>	<b>86 479</b>	<b>27 766</b>	<b>6</b>
762	Electrical repair shops .....	589 087	78 941	26 850	7
7622	Radio and television repair shops .....	391 253	69 066	24 146	6
7623, 9	Other electrical and electronic repair shops .....	668 549	81 687	27 602	8
7623	Refrigeration and air-conditioning service and repair shops .....	589 642	120 813	35 593	5
7629	Electrical and electronic repair shops, n.e.c. ....	698 845	73 931	26 017	9
763	Watch, clock, and jewelry repair .....	455 694	77 749	24 682	6
764	Reupholstery and furniture repair .....	137 482	52 344	16 282	3
769	Miscellaneous repair and related services .....	513 358	93 707	29 122	5
7692	Welding repair .....	308 823	76 588	25 378	4
7694	Armature rewinding shops .....	907 355	89 013	32 222	10
7699	Repair shops and related services, n.e.c. ....	514 139	95 494	29 109	5
<b>78, 79, 84</b>	<b>Amusement and recreation services, including motion pictures and museums .....</b>	<b>779 424</b>	<b>89 145</b>	<b>19 030</b>	<b>9</b>
781, 2	Motion picture production, distribution, and services .....	3 452 191	431 333	45 276	8
783	Motion picture theaters .....	1 166 769	57 310	7 738	20
7832	Motion picture theaters, except drive-in .....	1 166 769	57 310	7 738	20
7833	Drive-in motion picture theaters .....	—	—	—	—
784	Video tape rental .....	255 093	48 538	8 947	5

See footnotes at end of table.



Table 2a. **Selected Ratios for Firms Subject to Federal Income Tax for the State: 1992** — Con.

[Includes only establishments with payroll. For meaning of abbreviations and symbols, see introductory text. For explanation of terms and comparability of 1987 and 1992 censuses, see appendix A]

SIC code	Kind of business or operation	Receipts		Annual payroll per employee <sup>1</sup> (dollars)	Employees per establishment <sup>1</sup> (number)
		Per establishment (dollars)	Per employee <sup>1</sup> (dollars)		
<b>78, 79, 84</b>	<b>Amusement and recreation services, including motion pictures and museums—Con.</b>				
792	Theatrical producers (except motion picture), bands, orchestras, and entertainers -----	715 915	155 825	37 374	5
7922	Theatrical producers (except motion picture) and miscellaneous theatrical services -----	700 945	184 726	40 233	4
7929	Bands, orchestras, actors, and other entertainers and entertainment groups -----	728 622	138 173	35 628	5
793	Bowling centers -----	653 296	32 393	10 134	20
79 ex. 792, 3, 4	Commercial sports and other amusement and recreation services, including museums -----	538 353	60 441	19 211	9
794	Commercial sports -----	1 471 572	98 295	53 496	15
7941	Professional sports clubs, managers, promoters -----	3 615 115	233 233	195 045	16
7948	Racing, including track operation -----	973 964	65 595	19 194	15
79 ex. 792, 3, 4; 84	Other amusement and recreation services, including museums -----	467 670	55 360	14 609	8
791	Dance studios, schools, and halls -----	135 511	29 356	8 462	5
7991	Physical fitness facilities -----	401 723	30 797	8 761	13
7992	Public golf courses -----	783 592	92 969	25 010	8
7993	Coin-operated amusement devices -----	544 620	107 416	20 345	5
7996	Amusement parks -----	4 079 133	174 322	34 557	23
7997	Membership sports and recreation clubs -----	736 658	54 860	17 234	13
7999, 84	Amusement and recreation services, including museums, n.e.c. -----	331 119	55 720	15 167	6
7999 pt.	Concession operators of amusement devices and rides -----	221 053	75 000	19 173	3
7999 pt.	Carnivals, circuses, and fairs -----	649 385	74 708	20 973	9
7999 pt., 84	Other recreation and amusements, including museums -----	334 351	54 395	14 840	6
<b>80</b>	<b>Health services -----</b>	<b>630 461</b>	<b>81 529</b>	<b>34 628</b>	<b>8</b>
801	Offices and clinics of doctors of medicine -----	658 156	117 650	55 553	6
8011 pt.	Offices of doctors of medicine -----	633 362	118 377	56 292	5
8011 pt.	General medical clinics -----	2 255 034	105 887	43 584	21
802	Offices and clinics of dentists -----	351 075	69 872	25 697	5
803	Offices and clinics of doctors of osteopathy -----	534 333	80 361	40 015	7
804	Offices and clinics of other health practitioners -----	271 542	76 082	22 927	4
8041	Offices and clinics of chiropractors -----	262 418	83 006	22 259	3
8042	Offices and clinics of optometrists -----	269 047	76 751	18 576	4
8043	Offices and clinics of podiatrists -----	231 457	80 003	20 066	3
8049	Offices and clinics of health practitioners, n.e.c. -----	317 682	65 646	27 499	5
805	Nursing and personal care facilities -----	4 445 849	41 093	18 842	108
8051	Skilled nursing care facilities -----	4 846 538	41 161	18 897	118
8052	Intermediate care facilities -----	1 599 000	35 732	16 673	45
8059	Nursing and personal care facilities, n.e.c. -----	1 822 000	43 997	18 994	41
806	Hospitals -----	22 624 800	71 507	22 247	316
8062	General medical and surgical hospitals -----	—	—	—	—
8063, 9	Specialty hospitals -----	22 624 800	71 507	22 247	316
807, 8, 9	Other health services -----	1 395 081	76 025	27 463	18
807	Medical and dental laboratories -----	1 610 677	107 846	33 813	15
8071	Medical laboratories -----	2 571 931	115 841	34 949	22
8072	Dental laboratories -----	301 252	59 826	26 986	5
808	Home health care services -----	1 455 250	39 005	17 645	37
809	Miscellaneous health and allied services, n.e.c. -----	997 880	80 215	32 768	12
8092	Kidney dialysis centers (D) -----	(D)	(D)	(D)	(D)
8093	Specialty outpatient facilities, n.e.c. -----	709 971	67 539	26 922	11
8099	Health and allied services, n.e.c. -----	(D)	(D)	(D)	(D)
<b>81</b>	<b>Legal services -----</b>	<b>611 607</b>	<b>98 173</b>	<b>40 965</b>	<b>6</b>
<b>823, 4, 9</b>	<b>Selected educational services -----</b>	<b>723 061</b>	<b>44 072</b>	<b>15 123</b>	<b>16</b>
823	Libraries -----	230 000	27 879	14 455	8
824	Vocational schools -----	882 451	66 108	24 095	13
829	Schools and educational services, n.e.c. -----	641 524	35 311	11 526	18
<b>83</b>	<b>Social services -----</b>	<b>273 869</b>	<b>28 190</b>	<b>12 309</b>	<b>10</b>
835	Child day care services -----	201 772	20 943	10 481	10
832, 3, 6, 9	Other social services -----	428 158	43 303	16 122	10
<b>87 ex. 8733</b>	<b>Engineering, accounting, research, management, and related services (except noncommercial research organizations) -----</b>	<b>994 157</b>	<b>102 490</b>	<b>40 529</b>	<b>10</b>
871	Engineering, architectural, and surveying services -----	1 225 474	111 465	45 438	11
8711	Engineering services -----	1 624 395	115 780	47 157	14
8712	Architectural services -----	504 852	98 686	37 680	5
8713	Surveying services -----	270 292	60 634	30 873	4
872	Accounting, auditing, and bookkeeping services -----	519 929	80 410	33 080	6
873 ex. 8733	Research, development, and testing services (except noncommercial research organizations) -----	2 617 251	104 711	42 613	25
8731	Commercial physical and biological research -----	4 966 429	129 442	59 807	38
8732	Commercial economic, sociological, and educational research -----	2 067 690	96 238	29 234	21
8734	Testing laboratories -----	1 322 560	72 721	33 401	18
874	Management and public relations services -----	877 224	105 671	38 893	8
8741	Management services -----	1 399 335	125 647	40 511	11
8742	Management consulting services -----	777 164	98 903	39 585	8
8743	Public relations services -----	602 754	137 536	47 916	4
8744	Facilities support management services -----	4 084 190	54 387	23 452	75
8748	Business consulting services, n.e.c. -----	372 762	91 278	36 039	4
<b>89</b>	<b>Services, n.e.c. -----</b>	<b>696 913</b>	<b>109 351</b>	<b>41 675</b>	<b>6</b>

<sup>1</sup>Based on number of employees for pay period including March 12.

**Table 2b. Selected Ratios for Firms Exempt From Federal Income Tax for the State: 1992**

[Includes only establishments with payroll. For meaning of abbreviations and symbols, see introductory text. For explanation of terms and comparability of 1987 and 1992 censuses, see appendix A]

SIC code	Kind of business or operation	Revenue		Expenses		Annual payroll per employee <sup>1</sup> (dollars)	Employees per establishment <sup>1</sup> (number)
		Per establishment (dollars)	Per employee <sup>1</sup> (dollars)	Per establishment (dollars)	Per employee <sup>1</sup> (dollars)		
	<b>Total</b> .....	<b>2 890 157</b>	<b>56 552</b>	<b>2 757 467</b>	<b>53 956</b>	<b>25 640</b>	<b>51</b>
<b>7032, 704</b>	<b>Camps and membership lodging</b> .....	<b>528 576</b>	<b>52 381</b>	<b>592 212</b>	<b>58 688</b>	<b>12 718</b>	<b>10</b>
<b>792, 7991 pt., 7997, 7999 pt., 84</b>	<b>Selected amusement, recreation, and related services</b> .....	<b>795 446</b>	<b>46 704</b>	<b>766 863</b>	<b>45 026</b>	<b>18 506</b>	<b>17</b>
<b>8011 pt.; 8021 pt.; 805, 6, 8, 9</b>	<b>Selected health services</b> .....	<b>20 654 347</b>	<b>59 825</b>	<b>20 205 210</b>	<b>58 524</b>	<b>28 806</b>	<b>345</b>
8011 pt., 8021 pt., 805	Clinics of doctors of medicine and dentists .....	2 671 286	81 798	2 680 143	82 069	28 462	33
	Nursing and personal care facilities .....	3 746 333	37 547	3 608 111	36 161	19 099	100
806	Hospitals .....	74 843 723	62 941	73 257 392	61 607	30 244	1 189
8062	General medical and surgical hospitals .....	87 474 812	64 727	85 581 178	63 326	30 138	1 351
8063, 9	Specialty hospitals .....	30 852 690	49 463	30 336 621	48 635	31 045	624
808, 9	Other health services .....	1 778 568	38 316	1 737 493	37 431	19 338	46
<b>8111 pt.</b>	<b>Legal aid societies and similar legal services</b> .....	<b>527 568</b>	<b>52 637</b>	<b>550 523</b>	<b>54 927</b>	<b>33 921</b>	<b>10</b>
<b>823, 4, 9</b>	<b>Selected educational services</b> .....	<b>291 840</b>	<b>33 622</b>	<b>280 583</b>	<b>32 325</b>	<b>12 284</b>	<b>9</b>
<b>83</b>	<b>Social services</b> .....	<b>755 745</b>	<b>38 243</b>	<b>602 746</b>	<b>30 501</b>	<b>14 747</b>	<b>20</b>
835	Child day care services .....	325 803	21 290	324 738	21 220	11 741	15
832, 3, 6, 9	Other social services .....	887 399	42 003	687 876	32 559	15 413	21
832	Individual and family social services .....	573 914	31 253	550 627	29 985	15 172	18
833	Job training and vocational rehabilitation services .....	1 363 993	29 878	1 076 051	23 571	11 446	46
836	Residential care .....	900 226	33 579	890 188	33 204	16 572	27
839	Social services, n.e.c. ....	1 286 226	104 259	623 379	50 530	19 187	12
<b>861, 2, 4, 9</b>	<b>Selected membership organizations</b> .....	<b>528 009</b>	<b>60 054</b>	<b>474 442</b>	<b>53 962</b>	<b>17 581</b>	<b>9</b>
861	Business associations .....	983 139	143 577	821 271	119 938	38 196	7
864	Civic, social, and fraternal associations .....	294 516	30 166	282 075	28 892	10 433	10
862, 9	Other membership organizations .....	665 668	80 592	609 413	73 781	22 085	8
<b>873, 4 ex. 8744</b>	<b>Research, testing, and consulting services, except facilities support management services</b> .....	<b>3 546 637</b>	<b>107 474</b>	<b>3 527 137</b>	<b>106 883</b>	<b>36 539</b>	<b>33</b>
873	Research, development, and testing services .....	801 676	83 087	811 851	84 141	32 211	10
874 ex. 8744	Management and public relations services, except facilities support management services .....	7 609 180	112 628	7 545 760	111 690	37 453	68

<sup>1</sup>Based on number of employees for pay period including March 12.

**Table 3a. Comparative Statistics for Firms Subject to Federal Income Tax for the State: 1992 and 1987**

[Includes only establishments with payroll. For meaning of abbreviations and symbols, see introductory text. For explanation of terms and comparability of 1987 and 1992 censuses, see appendix A]

SIC code	Kind of business or operation	Establishments		Receipts			Annual payroll			Paid employees for pay period including March 12	
		1992 (number)	1987 (number)	1992 (\$1,000)	1987 (\$1,000)	Percent change 1987 to 1992	1992 (\$1,000)	1987 (\$1,000)	Percent change 1987 to 1992	1992 (number)	1987 (number)
	<b>Total</b> .....	<b>65 879</b>	<b>59 624</b>	<b>50 242 062</b>	<b>32 175 072</b>	<b>56.2</b>	<b>18 485 090</b>	<b>11 940 645</b>	<b>54.8</b>	<b>670 704</b>	<b>595 807</b>
<b>70 ex. 704</b>	<b>Hotels, rooming houses, camps, and other lodging places (except membership lodging)</b> .....	<b>1 314</b>	<b>1 356</b>	<b>5 134 740</b>	<b>4 059 521</b>	<b>26.5</b>	<b>1 450 121</b>	<b>1 121 808</b>	<b>29.3</b>	<b>73 085</b>	<b>69 291</b>
7011	Hotels and motels .....	1 139	1 174	5 087 091	4 025 867	26.4	1 439 969	1 114 391	29.2	72 487	68 689
7011 pt.	Hotels .....	488	383	4 813 471	3 696 334	30.2	1 368 465	1 033 545	32.4	66 974	61 194
7011 pt.	Hotels, 25 guestrooms or more .....	404	306	4 800 657	3 685 855	30.2	1 366 121	1 031 498	32.4	66 742	60 964
7011 pt.	Hotels, less than 25 guestrooms .....	84	77	12 814	10 479	22.3	2 344	2 047	14.5	232	230
7011 pt.	Motels, motor hotels, and tourist courts .....	651	791	273 620	329 533	-17.0	71 504	80 846	-11.6	5 513	7 495
7011 pt.	Motels, tourist courts .....	539	682	183 230	222 777	-17.8	44 510	53 270	-16.4	3 070	4 730
7011 pt.	Motor hotels .....	112	109	90 390	106 756	-15.3	26 994	27 576	-2.1	2 443	2 765
702, 3	Other lodging places .....	175	182	47 649	33 654	41.6	10 152	7 417	36.9	598	602
702	Rooming and boarding houses .....	77	80	10 005	6 353	57.5	2 482	1 475	68.3	236	193
703	Camps and recreational vehicle parks .....	98	102	37 644	27 301	37.9	7 670	5 942	29.1	362	409

**Table 3a. Comparative Statistics for Firms Subject to Federal Income Tax for the State: 1992 and 1987 — Con.**

[Includes only establishments with payroll. For meaning of abbreviations and symbols, see introductory text. For explanation of terms and comparability of 1987 and 1992 censuses, see appendix A]

SIC code	Kind of business or operation	Establishments		Receipts			Annual payroll			Paid employees for pay period including March 12	
		1992 (number)	1987 (number)	1992 (\$1,000)	1987 (\$1,000)	Percent change 1987 to 1992	1992 (\$1,000)	1987 (\$1,000)	Percent change 1987 to 1992	1992 (number)	1987 (number)
<b>72</b>	<b>Personal services</b>	<b>7 593</b>	<b>7 026</b>	<b>1 541 480</b>	<b>1 170 113</b>	<b>31.7</b>	<b>502 975</b>	<b>396 583</b>	<b>26.8</b>	<b>40 957</b>	<b>39 847</b>
721	Laundry, cleaning, and garment services	2 062	1 912	583 466	482 800	20.9	187 767	165 826	13.2	12 854	13 722
7211	Power laundries, family and commercial*	61	65	47 688	39 966	19.3	19 746	16 582	19.1	1 328	1 212
7213	Linen supply*	78	66	75 909	73 295	3.6	28 721	25 167	14.1	1 503	1 675
7215	Coin-operated laundries and drycleaning	473	450	92 147	60 002	53.6	18 286	13 201	38.5	1 544	1 427
7216	Drycleaning plants, except rug cleaning*	964	887	186 588	151 789	22.9	60 821	55 488	9.6	4 797	5 624
7217	Carpet and upholstery cleaning	204	161	43 494	40 745	6.7	13 117	13 615	-3.7	1 111	1 181
7218	Industrial laundries*	40	38	91 110	83 529	9.1	31 034	31 128	-0.3	1 503	1 636
7212, 9	Other laundry, cleaning, and garment services*	242	245	46 530	33 474	39.0	16 042	10 645	50.7	1 068	967
722	Photographic studios, portrait	288	235	81 636	49 624	64.5	22 256	13 634	63.2	1 372	1 126
723, 4	Beauty and barber shops	4 057	3 771	411 618	316 443	30.1	164 471	132 180	24.4	16 161	15 395
723	Beauty shops	3 767	3 439	391 687	298 736	31.1	157 227	125 344	25.4	15 484	14 668
724	Barber shops	290	332	19 931	17 707	12.6	7 244	6 836	6.0	677	727
725	Shoe repair shops and shoeshine parlors	72	86	6 836	5 877	16.3	1 581	1 610	-1.8	120	144
726	Funeral service and crematories	509	510	260 070	196 058	32.6	62 506	45 630	37.0	2 230	2 299
729	Miscellaneous personal services	605	512	197 854	119 311	65.8	64 394	37 703	70.8	8 220	7 161
7291	Tax return preparation services	117	134	38 445	24 536	56.7	17 396	9 671	79.9	4 218	2 851
7299	Miscellaneous personal services, n.e.c.	488	378	159 409	94 775	68.2	46 998	28 032	67.7	4 002	4 310
<b>73</b>	<b>Business services</b>	<b>12 529</b>	<b>10 722</b>	<b>13 208 519</b>	<b>8 388 788</b>	<b>57.5</b>	<b>5 233 803</b>	<b>3 362 029</b>	<b>55.7</b>	<b>213 423</b>	<b>191 693</b>
731	Advertising	750	672	754 983	458 724	64.6	217 173	153 036	41.9	6 491	5 135
7311	Advertising agencies	576	503	476 514	304 425	56.5	153 182	112 967	35.6	3 526	3 639
7312	Outdoor advertising services	32	31	51 908	43 372	19.7	12 014	8 660	38.7	332	288
7313	Radio, television, publishers' advertising representatives	61	63	82 754	74 511	11.1	23 349	23 411	-0.3	727	829
7319	Advertising, n.e.c.	81	75	143 807	36 416	294.9	28 628	7 998	257.9	1 906	379
732	Consumer credit reporting agencies, mercantile reporting agencies, and adjustment and collection agencies	296	256	320 586	209 941	52.7	110 387	72 735	51.8	4 017	3 668
7322	Adjustment and collection services	236	204	142 136	82 012	73.3	61 722	34 261	80.2	2 529	1 762
7323	Credit reporting services	60	52	178 450	127 929	39.5	48 665	38 474	26.5	1 488	1 906
733	Mailing, reproduction, commercial art and photography, and stenographic services	1 201	1 014	915 140	653 511	40.0	273 470	214 716	27.4	10 079	10 636
7331	Direct mail advertising services	206	161	433 052	310 845	39.3	121 537	110 836	9.7	4 770	6 038
7334	Photocopying and duplicating services	116	113	79 977	51 973	53.9	25 512	14 877	71.5	1 124	810
7335, 6	Commercial photography, art, and graphics	664	569	305 938	238 191	28.4	97 717	74 307	31.5	2 799	2 966
7335	Commercial photography	157	134	56 365	48 968	15.1	17 259	16 293	5.9	601	674
7336	Commercial art and graphic design	507	435	249 573	189 223	31.9	80 458	58 014	38.7	2 198	2 292
7338	Secretarial and court reporting services	215	171	96 173	52 502	83.2	28 704	14 696	95.3	1 386	822
734	Services to dwellings and other buildings	2 094	1 876	800 908	575 478	39.2	416 571	293 830	41.8	35 793	31 191
7342	Disinfecting and pest control services	344	334	106 585	85 346	24.9	44 124	35 794	23.3	1 773	1 882
7349	Building cleaning and maintenance services, n.e.c.	1 750	1 542	694 323	490 132	41.7	372 447	258 036	44.3	34 020	29 309
735	Miscellaneous equipment rental and leasing	652	738	819 803	599 031	36.9	230 552	140 781	63.8	6 756	5 931
7352	Medical equipment rental and leasing	76	75	202 611	79 433	155.1	65 967	15 219	333.5	1 792	688
7353	Heavy construction equipment rental and leasing	111	170	183 485	115 508	58.9	63 571	32 463	95.8	1 465	1 121
7359	Equipment rental and leasing, n.e.c.	465	493	433 707	404 090	7.3	101 014	93 099	8.5	3 499	4 122
736	Personnel supply services	1 320	1 209	1 332 568	881 369	51.2	911 589	579 259	57.4	53 912	49 378
7361	Employment agencies	664	725	237 612	129 419	3.5	129 613	126 255	2.7	7 214	10 522
7363	Help supply services	656	484	1 094 856	651 950	67.9	781 976	453 004	72.6	46 698	38 856
737	Computer programming, data processing, and other computer related services	3 556	2 475	5 985 169	3 299 562	81.4	2 178 473	1 237 310	76.1	47 256	37 846
7371, 2, 3	Computer programming, prepackaged software, and integrated systems	2 110	1 312	3 389 305	1 773 188	91.1	1 295 473	722 631	79.3	24 423	18 618
7371	Computer programming services	1 596	1 016	1 840 834	1 232 171	49.4	874 832	558 585	56.6	16 122	13 990
7372	Prepackaged software	294	139	619 789	238 828	159.5	223 511	85 827	160.4	4 377	2 332
7373	Computer integrated systems	220	157	928 682	302 189	207.3	197 130	78 219	152.0	3 924	2 296
7374, 5, 6	Data processing services	466	421	1 678 660	757 565	121.6	545 658	254 371	114.5	15 537	11 694
7374, 5	Computer processing, information retrieval	433	388	1 524 377	727 371	109.6	478 080	239 744	99.4	13 971	11 205
7376	Computer facilities management services	33	33	154 283	30 194	411.0	67 578	14 627	362.0	1 566	489
7377, 8, 9	Computer rental and leasing, maintenance, and related services, n.e.c.	980	742	917 204	768 809	19.3	337 342	260 308	29.6	7 296	7 534
7377	Computer rental and leasing	50	74	130 606	139 755	-6.5	27 596	18 481	49.3	532	437
7378	Computer maintenance and repair	219	187	339 440	393 275	-13.7	90 292	131 537	-31.4	2 499	4 015
7379	Computer related services, n.e.c.	711	481	447 158	235 779	89.7	219 454	110 290	99.0	4 265	3 082
738	Miscellaneous business services	2 660	2 482	2 279 562	1 711 172	33.2	895 588	670 362	33.6	49 119	47 908
7381, 2	Detective agencies and protective services	491	446	569 166	394 058	44.4	316 871	226 904	39.6	20 712	19 923
7381	Detective, guard, and armored car services	369	338	386 042	278 577	38.6	257 228	188 012	36.8	18 688	18 115
7382	Security systems services	122	108	183 124	115 481	58.6	59 643	38 892	53.4	2 024	1 808
7383	News syndicates	15	25	24 998	21 630	15.6	11 542	8 905	29.6	322	383
7384	Photofinishing laboratories*	279	227	132 592	178 378	-25.7	45 835	51 018	-10.2	2 338	3 927
7389	Business services, n.e.c.	1 875	1 784	1 552 806	1 117 106	39.0	521 340	383 535	35.9	25 747	23 675
7389 pt.	Sign painting shops	75	62	14 499	12 569	15.4	4 670	4 013	16.4	214	204
7389 pt.	Interior designing	186	213	59 384	64 269	-7.6	13 438	12 326	9.0	523	725
7389 pt.	Telephone answering services	101	119	51 138	55 350	-7.6	23 499	25 307	-7.1	1 523	1 266
7389 pt.	Other business services	1 513	1 390	1 427 785	996 560	43.3	479 733	347 864	37.9	23 487	20 778

**Table 3a. Comparative Statistics for Firms Subject to Federal Income Tax for the State: 1992 and 1987 — Con.**

[Includes only establishments with payroll. For meaning of abbreviations and symbols, see introductory text. For explanation of terms and comparability of 1987 and 1992 censuses, see appendix A]

SIC code	Kind of business or operation	Establishments		Receipts			Annual payroll			Paid employees for pay period including March 12	
		1992 (number)	1987 (number)	1992 (\$1,000)	1987 (\$1,000)	Percent change 1987 to 1992	1992 (\$1,000)	1987 (\$1,000)	Percent change 1987 to 1992	1992 (number)	1987 (number)
<b>75</b>	<b>Automotive repair, services, and parking</b>	<b>5 386</b>	<b>5 113</b>	<b>2 791 951</b>	<b>2 034 033</b>	<b>37.3</b>	<b>600 593</b>	<b>471 585</b>	<b>27.4</b>	<b>26 926</b>	<b>27 459</b>
751	Automotive rental and leasing, without drivers	383	505	1 119 404	653 475	71.3	142 402	93 546	52.2	4 982	4 651
7513	Truck rental and leasing, without drivers	149	179	349 528	260 363	34.2	55 620	43 663	27.4	1 854	1 772
7514, 5	Passenger car rental and leasing	225	304	759 614	365 012	108.1	84 617	44 124	91.8	3 048	2 580
7519	Utility trailer and recreational vehicle rental	9	22	10 262	28 100	-63.5	2 165	5 759	-62.4	80	299
752	Automobile parking	163	122	85 948	64 657	32.9	17 112	10 525	62.6	1 543	937
753	Automotive repair shops	4 107	3 917	1 408 337	1 193 708	18.0	385 009	329 064	17.0	16 540	18 150
7532	Top, body, and upholstery repair shops and paint shops	1 283	1 355	536 180	535 775	.1	163 556	156 153	4.7	6 712	8 218
7532 pt.	Top and body repair shops	1 240	1 303	516 853	510 637	1.2	157 148	147 671	6.4	6 459	7 784
7532 pt.	Paint shops	43	52	19 327	25 138	-23.1	6 408	8 482	-24.5	253	434
7538	General automotive repair shops	2 029	1 750	589 247	408 564	44.2	145 089	104 848	38.4	6 544	6 176
7538 pt.	General automotive repair shops, except diesel	1 807	1 596	489 652	337 758	45.0	114 167	84 143	35.7	5 320	5 244
7538 pt.	Diesel repair shops	222	154	99 595	70 806	40.7	30 922	20 705	49.3	1 224	932
7533, 4, 6, 7, 9	Other automotive repair shops	795	812	282 910	249 369	13.5	76 364	68 063	12.2	3 284	3 756
7533	Automotive exhaust system repair shops	161	124	65 248	49 655	31.4	16 718	13 678	22.2	701	719
7534	Tire retreading and repair shops	62	62	48 566	39 301	23.6	12 609	9 071	39.0	426	433
7536	Automotive glass replacement shops	109	100	41 240	35 005	17.8	10 679	8 143	31.1	439	429
7537	Automotive transmission repair shops	217	234	56 194	56 901	-1.2	17 012	18 026	-5.6	803	1 047
7539	Automotive repair shops, n.e.c.	246	292	71 662	68 507	4.6	19 346	19 145	1.0	915	1 128
7539 pt.	Radiator repair	56	73	13 640	13 640	1.3	2 935	3 160	-7.0	161	211
7539 pt.	Brake, front end, and wheel alignment	91	103	24 038	28 091	-14.4	7 102	8 305	-14.5	335	479
7539 pt.	Automotive electrical and fuel system services	64	77	17 739	14 546	22.0	5 119	4 244	20.6	246	270
7539 pt.	Other automotive repair shops, n.e.c.	35	39	16 065	12 230	31.4	4 190	3 436	21.9	173	168
754	Automotive services, except repair	733	569	178 262	122 193	45.9	56 070	38 450	45.8	3 861	3 721
7542	Carwashes	411	350	85 948	68 968	24.6	30 406	22 048	37.9	2 317	2 442
7549	Automotive services, except repair and carwashes	322	219	92 314	53 225	73.4	25 664	16 402	56.5	1 544	1 279
<b>76</b>	<b>Miscellaneous repair services</b>	<b>2 263</b>	<b>2 257</b>	<b>1 148 527</b>	<b>891 662</b>	<b>28.8</b>	<b>368 758</b>	<b>279 825</b>	<b>31.8</b>	<b>13 281</b>	<b>13 021</b>
762	Electrical repair shops	677	672	398 812	299 421	33.2	135 646	93 832	44.6	5 052	4 226
7622	Radio and television repair shops	194	222	75 903	75 896	-	26 537	26 400	.5	1 099	1 398
7623, 9	Other electrical and electronic repair shops	483	450	322 909	223 525	44.5	109 109	67 432	61.8	3 953	2 828
7623	Refrigeration and air-conditioning service and repair shops	134	150	79 012	59 990	31.7	23 278	17 686	31.6	654	693
7629	Electrical and electronic repair shops, n.e.c.	349	300	243 897	163 535	49.1	85 831	49 746	72.5	3 299	2 135
763	Watch, clock, and jewelry repair	36	40	16 405	15 794	3.9	5 208	4 358	19.5	211	211
764	Reupholstery and furniture repair	166	216	22 822	25 995	-12.2	7 099	7 567	-6.2	436	557
769	Miscellaneous repair and related services	1 384	1 329	710 488	550 452	29.1	220 805	174 068	26.8	7 582	8 027
7692	Welding repair	124	155	38 294	39 406	-2.8	12 689	13 775	-7.9	500	665
7694	Armature rewinding shops	62	78	56 256	63 441	-11.3	20 364	19 203	6.0	632	802
7699	Repair shops and related services, n.e.c.	1 198	1 096	615 938	447 605	37.6	187 752	141 090	33.1	6 450	6 560
<b>78, 79, 84</b>	<b>Amusement and recreation services, including motion pictures and museums</b>	<b>3 424</b>	<b>3 001</b>	<b>2 668 747</b>	<b>1 522 978</b>	<b>75.2</b>	<b>569 711</b>	<b>350 181</b>	<b>62.7</b>	<b>29 937</b>	<b>25 363</b>
781, 2	Motion picture production, distribution, and services	282	207	973 518	451 031	115.8	102 189	49 353	107.1	2 257	1 991
783	Motion picture theaters	156	187	182 016	119 411	52.4	24 575	16 279	51.0	3 176	2 548
7832	Motion picture theaters, except drive-in	156	179	182 016	118 060	54.2	24 575	15 932	54.2	3 176	2 510
7833	Drive-in motion picture theaters	-	8	-	1 351	-100.0	-	347	-100.0	-	38
784	Video tape rental	583	485	148 719	75 962	95.8	27 414	15 421	77.8	3 064	1 917
792	Theatrical producers (except motion picture), bands, orchestras, and entertainers	318	250	227 661	140 946	61.5	54 604	38 573	41.6	1 461	1 389
7922	Theatrical producers (except motion picture) and miscellaneous theatrical services	146	114	102 338	55 108	85.7	22 289	11 388	95.7	554	597
7929	Bands, orchestras, actors, and other entertainers and entertainment groups	172	136	125 323	85 838	46.0	32 315	27 185	18.9	907	792
793	Bowling centers	125	142	81 662	65 434	24.8	25 547	19 343	32.1	2 521	2 030
79 ex. 792, 3, 84	Commercial sports and other amusement and recreation services, including museums	1 960	1 730	1 055 171	714 194	47.7	335 382	215 636	55.5	17 458	15 668
794	Commercial sports	138	122	203 077	146 898	38.2	110 523	61 555	79.6	2 066	2 108
7941	Professional sports clubs, managers, promoters	26	17	93 993	41 116	128.6	78 603	33 487	134.7	403	283
7948	Racing, including track operation	112	105	109 084	105 782	3.1	31 920	28 068	13.7	1 663	1 825
79 ex. 792, 3, 4, 84	Other amusement and recreation services, including museums	1 822	1 608	852 094	567 296	50.2	224 859	154 081	45.9	15 392	13 560
791	Dance studios, schools, and halls	237	198	32 116	17 775	80.7	9 257	5 178	78.8	1 094	810
7991	Physical fitness facilities	361	304	145 022	103 781	39.7	41 255	28 710	43.7	4 709	3 220
7992	Public golf courses	49	42	38 396	14 989	156.2	10 329	3 842	168.8	413	275
7993	Coin-operated amusement devices	171	167	93 130	70 413	32.3	17 639	14 568	21.1	867	1 059
7996	Amusement parks	30	32	122 374	73 613	66.2	24 259	25 399	-4.5	702	915
7997	Membership sports and recreation clubs	243	283	179 008	124 801	43.4	56 235	37 147	51.4	3 263	3 515
7999, 84	Amusement and recreation services, including museums, n.e.c.	731	582	242 048	161 924	49.5	65 885	39 237	67.9	4 344	3 766

**Table 3a. Comparative Statistics for Firms Subject to Federal Income Tax for the State: 1992 and 1987 — Con.**

[Includes only establishments with payroll. For meaning of abbreviations and symbols, see introductory text. For explanation of terms and comparability of 1987 and 1992 censuses, see appendix A]

SIC code	Kind of business or operation	Establishments		Receipts			Annual payroll			Paid employees for pay period including March 12	
		1992 (number)	1987 (number)	1992 (\$1,000)	1987 (\$1,000)	Percent change 1987 to 1992	1992 (\$1,000)	1987 (\$1,000)	Percent change 1987 to 1992	1992 (number)	1987 (number)
<b>80</b>	<b>Health services</b> .....	<b>16 502</b>	<b>14 688</b>	<b>10 403 869</b>	<b>5 833 227</b>	<b>78.4</b>	<b>4 418 866</b>	<b>2 518 191</b>	<b>75.5</b>	<b>127 609</b>	<b>105 322</b>
801	Offices and clinics of doctors of medicine ..	7 718	7 257	5 079 647	2 901 022	75.1	2 398 543	1 399 992	71.3	43 176	34 696
8011 pt.	Offices of doctors of medicine .....	7 600	7 177	4 813 553	2 826 070	70.3	2 289 016	1 371 135	66.9	40 663	33 625
8011 pt.	General medical clinics .....	118	80	266 094	74 952	255.0	109 527	28 857	279.6	2 513	1 071
802	Offices and clinics of dentists .....	4 033	3 824	1 415 884	959 983	47.5	520 734	342 270	52.1	20 264	18 364
803	Offices and clinics of doctors of osteopathy .....	399	357	213 199	113 952	87.1	106 159	56 554	87.7	2 653	1 948
804	Offices and clinics of other health practitioners .....	2 910	2 024	790 186	372 606	112.1	238 120	110 023	116.4	10 386	6 670
8041	Offices and clinics of chiropractors .....	1 245	777	326 710	135 320	141.4	87 611	36 463	140.3	3 936	2 336
8042	Offices and clinics of optometrists .....	550	484	147 976	104 500	41.6	35 814	23 897	49.9	1 928	1 740
8043	Offices and clinics of podiatrists .....	449	386	103 924	60 903	70.6	26 066	16 857	54.6	1 299	1 081
8049	Offices and clinics of health practitioners, n.e.c. ....	666	377	211 576	71 883	194.3	88 629	32 806	170.2	3 223	1 513
805	Nursing and personal care facilities .....	258	259	1 147 029	666 975	72.0	525 946	312 010	68.6	27 913	24 708
8051	Skilled nursing care facilities .....	225	202	1 090 471	582 990	87.0	500 636	275 115	82.0	26 493	21 779
8052	Intermediate care facilities .....	16	23	25 584	26 844	-4.7	11 938	12 701	-6.0	716	846
8059	Nursing and personal care facilities, n.e.c. ....	17	34	30 974	41 252	-24.9	13 372	17 759	-24.7	704	1 561
806	Hospitals .....	5	4	113 124	104 808	7.9	35 195	37 371	-5.8	1 582	2 218
807, 8, 9	Other health services .....	1 179	963	1 644 800	713 881	130.4	594 169	259 971	128.6	21 635	16 718
807	Medical and dental laboratories .....	600	518	966 406	355 493	171.8	302 997	127 271	138.1	8 961	6 221
8071	Medical laboratories .....	346	249	889 888	289 711	207.2	268 482	99 846	168.9	7 682	4 841
8072	Dental laboratories .....	254	269	76 518	65 782	16.3	34 515	27 425	25.9	1 279	1 380
808	Home health care services .....	220	178	320 155	174 644	83.3	144 831	74 377	94.7	8 208	7 438
809	Miscellaneous health and allied services, n.e.c. ....	359	267	358 239	183 744	95.0	146 341	58 323	150.9	4 466	3 059
8092	Kidney dialysis centers .....	11	9	(D)	(D)	(D)	(D)	(D)	(D)	CC	CC
8093	Specialty outpatient facilities, n.e.c. ....	207	157	146 964	(D)	(D)	58 583	(D)	(D)	GG	GG
8099	Health and allied services, n.e.c. ....	141	101	(D)	103 422	(D)	(D)	28 758	(D)	GG	1 559
<b>81</b>	<b>Legal services</b> .....	<b>5 720</b>	<b>5 159</b>	<b>3 498 392</b>	<b>2 252 130</b>	<b>55.3</b>	<b>1 459 781</b>	<b>931 892</b>	<b>56.6</b>	<b>35 635</b>	<b>31 215</b>
<b>823, 4, 9</b>	<b>Selected educational services</b> .....	<b>556</b>	<b>455</b>	<b>402 022</b>	<b>201 340</b>	<b>99.7</b>	<b>137 955</b>	<b>71 535</b>	<b>92.8</b>	<b>9 122</b>	<b>4 757</b>
823	Libraries .....	4	4	920	(D)	(D)	477	(D)	(D)	33	BB
824	Vocational schools .....	195	168	172 078	105 816	62.6	62 719	40 209	56.0	2 603	2 415
829	Schools and educational services, n.e.c. ....	357	283	229 024	(D)	(D)	74 759	(D)	(D)	6 486	GG
<b>83</b>	<b>Social services</b> .....	<b>1 256</b>	<b>987</b>	<b>343 980</b>	<b>186 521</b>	<b>84.4</b>	<b>150 195</b>	<b>79 678</b>	<b>88.5</b>	<b>12 202</b>	<b>8 822</b>
835	Child day care services .....	856	693	172 717	88 862	94.4	86 434	41 739	107.1	8 247	5 673
832, 3, 6, 9	Other social services .....	400	294	171 263	97 659	75.4	63 761	37 939	68.1	3 955	3 149
<b>87 ex. 8733</b>	<b>Engineering, accounting, research, management, and related services (except noncommercial research organizations)</b> ..	<b>8 725</b>	<b>7 844</b>	<b>8 674 021</b>	<b>5 436 720</b>	<b>59.5</b>	<b>3 430 050</b>	<b>2 272 268</b>	<b>51.0</b>	<b>84 633</b>	<b>76 243</b>
871	Engineering, architectural, and surveying services .....	2 443	2 238	2 993 833	2 142 103	39.8	1 220 420	939 893	29.8	26 859	27 935
8711	Engineering services .....	1 632	1 399	2 651 013	1 764 454	50.2	1 079 749	785 937	37.4	22 897	22 280
8712	Architectural services .....	527	561	266 057	275 394	-3.4	101 586	103 904	-2.2	2 696	3 599
8713	Surveying services .....	284	278	76 763	102 255	-24.9	39 085	50 052	-21.9	1 266	2 056
872	Accounting, auditing, and bookkeeping services .....	2 511	2 256	1 305 541	936 394	39.4	537 083	373 078	44.0	16 236	15 402
873 ex. 8733	Research, development, and testing services (except noncommercial research organizations) .....	613	606	1 604 375	869 013	84.6	652 918	348 266	87.5	15 322	12 706
8731	Commercial physical and biological research .....	163	169	809 528	435 304	86.0	374 035	176 947	111.4	6 254	4 738
8732	Commercial economic, sociological, and educational research .....	268	287	554 141	288 549	92.0	168 327	109 613	53.6	5 758	5 545
8734	Testing laboratories .....	182	150	240 706	145 160	65.8	110 556	61 706	79.2	3 310	2 423
874	Management and public relations services ..	3 158	2 744	2 770 272	1 489 210	86.0	1 019 629	611 031	66.9	26 216	20 200
8741	Management services .....	781	714	1 092 881	494 736	120.9	352 364	215 460	63.5	8 698	7 692
8742	Management consulting services .....	1 660	1 417	1 290 092	677 637	90.4	516 350	280 720	83.9	13 044	8 103
8743	Public relations services .....	183	192	110 304	82 230	34.1	38 429	24 243	58.5	802	768
8744	Facilities support management services ..	21	16	85 768	38 843	120.8	36 984	20 151	83.5	1 577	923
8748	Business consulting services, n.e.c. ....	513	405	191 227	195 764	-2.3	75 502	70 457	7.2	2 095	2 714
<b>89</b>	<b>Services, n.e.c.</b> .....	<b>611</b>	<b>1 016</b>	<b>425 814</b>	<b>198 039</b>	<b>115.0</b>	<b>162 282</b>	<b>85 070</b>	<b>90.8</b>	<b>3 894</b>	<b>2 774</b>

**Table 3b. Comparative Statistics for Firms Exempt From Federal Income Tax for the State: 1992 and 1987**

[Includes only establishments with payroll. For meaning of abbreviations and symbols, see introductory text. For explanation of terms and comparability of 1987 and 1992 censuses, see appendix A]

SIC code	Kind of business or operation	Establishments		Expenses			Annual payroll			Paid employees for pay period including March 12	
		1992 (number)	1987 (number)	1992 (\$1,000)	1987 (\$1,000)	Percent change 1987 to 1992	1992 (\$1,000)	1987 (\$1,000)	Percent change 1987 to 1992	1992 (number)	1987 (number)
	<b>Total -----</b>	<b>4 794</b>	<b>4 196</b>	<b>13 219 296</b>	<b>7 302 450</b>	<b>81.0</b>	<b>6 281 735</b>	<b>3 628 362</b>	<b>73.1</b>	<b>245 001</b>	<b>205 694</b>
<b>7032, 704</b>	<b>Camps and membership lodging -----</b>	<b>33</b>	<b>46</b>	<b>19 543</b>	<b>11 855</b>	<b>64.9</b>	<b>4 235</b>	<b>4 496</b>	<b>-5.8</b>	<b>333</b>	<b>557</b>
<b>792, 7991 pt., 7997, 7999 pt., 84</b>	<b>Selected amusement, recreation, and related services -----</b>	<b>379</b>	<b>347</b>	<b>290 641</b>	<b>195 557</b>	<b>48.6</b>	<b>119 455</b>	<b>81 396</b>	<b>46.8</b>	<b>6 455</b>	<b>5 419</b>
792	Theatrical producers (except motion picture), bands, orchestras, and entertainers -----	67	48	51 206	28 470	79.9	19 527	11 836	65.0	1 460	1 244
7991 pt., 7997	Gymnasiums, athletic clubs, and membership sports and recreation clubs -----	259	254	204 747	150 096	36.4	85 574	62 971	35.9	3 926	3 638
7999 pt. 84	Fairs -----	3	2	(D)	(D)	(D)	(D)	(D)	(D)	AA	AA
	Museums, art galleries, and botanical and zoological gardens -----	50	43	(D)	(D)	(D)	(D)	(D)	(D)	GG	FF
<b>8011 pt.; 8021 pt.; 805, 6, 8, 9</b>	<b>Selected health services -----</b>	<b>518</b>	<b>445</b>	<b>10 466 299</b>	<b>5 691 373</b>	<b>83.9</b>	<b>5 151 633</b>	<b>2 938 949</b>	<b>75.3</b>	<b>178 837</b>	<b>149 705</b>
8011 pt., 8021 pt.	Clinics of doctors of medicine and dentists -----	35	43	93 805	50 774	84.8	32 532	19 061	70.7	1 143	1 043
805	Nursing and personal care facilities -----	126	93	454 622	249 859	82.0	240 111	128 306	87.1	12 572	9 813
806	Hospitals -----	130	128	9 523 461	5 199 774	83.2	4 675 221	2 689 783	73.8	154 585	131 551
808, 9	Other health services -----	227	181	394 411	190 966	106.5	203 769	101 799	100.2	10 537	7 298
808	Home health care services -----	59	47	214 275	71 433	200.0	118 166	40 529	191.6	6 508	3 738
809	Miscellaneous health and allied services, n.e.c. -----	168	134	180 136	119 533	50.7	85 603	61 270	39.7	4 029	3 560
<b>8111 pt.</b>	<b>Legal aid societies and similar legal services -----</b>	<b>44</b>	<b>40</b>	<b>24 223</b>	<b>14 281</b>	<b>69.6</b>	<b>14 959</b>	<b>9 057</b>	<b>65.2</b>	<b>441</b>	<b>424</b>
<b>823, 4, 9</b>	<b>Selected educational services -----</b>	<b>175</b>	<b>153</b>	<b>49 102</b>	<b>38 767</b>	<b>26.7</b>	<b>18 660</b>	<b>12 452</b>	<b>49.9</b>	<b>1 519</b>	<b>1 130</b>
<b>83</b>	<b>Social services -----</b>	<b>2 039</b>	<b>1 611</b>	<b>1 229 000</b>	<b>676 597</b>	<b>81.6</b>	<b>594 203</b>	<b>328 272</b>	<b>81.0</b>	<b>40 294</b>	<b>32 489</b>
835	Child day care services -----	478	445	155 225	85 588	81.4	85 882	49 427	73.8	7 315	5 926
832, 3, 6, 9	Other social services -----	1 561	1 166	1 073 775	591 009	81.7	508 321	278 845	82.3	32 979	26 563
<b>861, 2, 4, 9</b>	<b>Selected membership organizations -----</b>	<b>1 482</b>	<b>1 472</b>	<b>703 123</b>	<b>489 728</b>	<b>43.6</b>	<b>229 074</b>	<b>168 898</b>	<b>35.6</b>	<b>13 030</b>	<b>13 103</b>
861	Business associations -----	295	263	242 275	147 147	64.6	77 156	49 738	55.1	2 020	1 934
864	Civic, social, and fraternal associations -----	802	882	226 224	189 078	19.6	81 687	68 654	19.0	7 830	8 353
862, 9	Other membership organizations -----	385	327	234 624	153 503	52.8	70 231	50 506	39.1	3 180	2 816
<b>873, 4 ex. 8744</b>	<b>Research, testing, and consulting services, except facilities support management services -----</b>	<b>124</b>	<b>82</b>	<b>437 365</b>	<b>210 369</b>	<b>107.9</b>	<b>149 516</b>	<b>94 159</b>	<b>58.8</b>	<b>4 092</b>	<b>3 127</b>
873	Research, development, and testing services -----	74	66	60 077	34 300	75.2	22 999	13 850	66.1	714	536
8731	Commercial physical and biological research -----	6	7	(D)	1 797	(D)	(D)	727	(D)	BB	18
8732	Commercial economic, sociological, and educational research -----	11	5	3 835	(D)	(D)	1 468	(D)	(D)	65	BB
8733	Noncommercial research organizations -----	55	50	52 139	29 117	79.1	19 693	11 603	69.7	588	447
8734	Testing laboratories -----	2	4	(D)	(D)	(D)	(D)	(D)	(D)	AA	BB
874 ex. 8744	Management and public relations services, except facilities support management services -----	50	16	377 288	176 069	114.3	126 517	80 309	57.5	3 378	2 591









# Places With 2,500 Inhabitants or More: 1992 —Con.

appendix A. For information on geographic areas followed by ▲, see appendix F]

Selected kind-of-business or operation groups —Con.													
Miscellaneous repair services (SIC 76)		Amusement and recreation services, including motion pictures and museums (SIC 78, 79, 84)		Health services (SIC 80)		Legal services (SIC 81)		Selected educational services (SIC 823, 4, 9)		Social services (SIC 83)		Engineering, accounting, research, management, and related services (except noncommercial research organizations) (SIC 87 ex. 8733)	
Number	Receipts (\$1,000)	Number	Receipts (\$1,000)	Number	Receipts (\$1,000)	Number	Receipts (\$1,000)	Number	Receipts (\$1,000)	Number	Receipts (\$1,000)	Number	Receipts (\$1,000)
1	(D)	4	1 020	24	22 518	1	(D)	1	(D)	5	(D)	18	18 537
2	(D)	3	(D)	6	2 308	5	752	1	(D)	1	(D)	5	(D)
3	1 237	6	952	48	21 483	5	868	2	(D)	2	(D)	15	2 757
14	(D)	24	(D)	55	(D)	12	5 331	1	(D)	—	(D)	53	64 917
101	62 552	165	78 376	611	468 734	195	92 567	23	8 663	72	16 320	380	402 676
1	(D)	—	(D)	3	(D)	1	(D)	—	(D)	—	(D)	2	(D)
3	1 225	2	(D)	16	4 013	5	2 794	—	(D)	2	(D)	12	5 872
9	1 010	4	402	19	13 208	15	4 182	—	(D)	2	(D)	14	16 519
2	(D)	2	(D)	7	9 058	2	(D)	—	(D)	4	795	2	(D)
7	1 418	7	1 265	36	21 017	4	(D)	1	(D)	2	(D)	23	6 723
5	465	7	2 286	13	9 532	1	(D)	1	(D)	1	(D)	7	3 610
6	(D)	24	19 851	120	92 720	26	27 272	7	(D)	10	3 635	51	142 237
—	(D)	4	227	4	1 019	1	(D)	—	(D)	—	(D)	2	(D)
3	(D)	4	1 520	12	12 715	5	3 158	—	(D)	2	(D)	13	8 796
10	4 773	17	11 137	64	51 083	21	6 795	3	(D)	7	(D)	48	11 283
2	(D)	1	(D)	3	571	3	1 170	1	(D)	2	(D)	7	1 380
7	6 251	14	5 502	70	34 240	29	12 812	2	(D)	5	1 691	59	60 120
8	2 942	6	2 301	42	52 305	41	8 355	—	(D)	2	(D)	18	27 346
8	(D)	27	18 528	54	59 881	24	19 740	3	(D)	12	(D)	66	59 588
2	(D)	3	(D)	9	1 599	1	(D)	—	(D)	—	(D)	2	(D)
—	(D)	2	(D)	10	(D)	1	(D)	—	(D)	—	(D)	4	1 539
—	(D)	1	(D)	8	2 380	1	(D)	—	(D)	1	(D)	5	529
3	(D)	1	(D)	4	589	1	(D)	2	(D)	3	(D)	3	415
4	826	7	2 740	60	42 549	2	(D)	1	(D)	5	(D)	9	(D)
1	(D)	3	(D)	—	(D)	1	(D)	—	(D)	—	(D)	1	(D)
20	(D)	29	9 601	57	(D)	10	(D)	2	(D)	12	(D)	32	(D)
148	58 502	179	114 807	1 016	674 246	458	271 051	30	17 488	93	48 436	497	408 019
2	(D)	4	1 043	16	4 883	8	1 884	1	(D)	2	(D)	11	2 364
4	(D)	4	(D)	8	2 157	3	1 407	—	(D)	1	(D)	7	1 882
4	523	6	1 808	11	2 019	1	(D)	—	(D)	3	(D)	3	(D)
12	8 264	7	1 059	27	8 432	9	3 986	3	(D)	3	(D)	23	13 076
6	3 035	3	1 712	71	83 596	29	17 034	3	1 238	6	2 597	19	17 869
22	3 556	49	54 693	305	216 974	167	107 677	11	3 181	16	9 916	155	205 988
2	(D)	2	(D)	17	4 521	3	(D)	1	(D)	4	822	4	(D)
4	918	4	397	31	21 464	40	23 466	2	(D)	3	(D)	28	16 802
11	5 360	12	2 409	48	27 161	8	2 652	1	(D)	4	(D)	25	8 368
1	(D)	3	506	10	3 613	2	(D)	1	(D)	3	(D)	5	2 258
5	(D)	6	2 287	20	5 603	16	11 358	—	(D)	2	(D)	9	2 815
4	509	3	(D)	80	53 098	68	57 697	3	660	2	(D)	42	23 406
1	(D)	2	(D)	35	18 728	19	4 238	—	(D)	2	(D)	16	7 091
—	(D)	1	(D)	2	(D)	2	(D)	—	(D)	2	(D)	1	(D)
4	4 968	2	(D)	9	3 977	1	(D)	—	(D)	—	(D)	2	(D)
1	(D)	1	(D)	5	1 529	2	(D)	—	(D)	2	(D)	—	(D)
1	(D)	3	204	16	6 446	3	(D)	—	(D)	—	(D)	6	2 035
5	850	3	612	2	(D)	1	(D)	—	(D)	—	(D)	1	(D)
2	(D)	2	(D)	8	2 733	7	1 767	—	(D)	—	(D)	1	(D)
16	16 979	13	5 595	59	45 468	12	9 524	—	(D)	6	4 964	24	27 419
1	(D)	1	(D)	2	(D)	—	(D)	—	(D)	—	(D)	1	(D)
3	(D)	—	(D)	16	4 814	5	1 344	1	(D)	—	(D)	4	408
2	(D)	3	559	9	1 896	4	392	—	(D)	2	(D)	3	149
2	(D)	6	4 181	35	26 489	2	(D)	—	(D)	2	(D)	14	2 787
9	2 697	25	14 481	132	113 232	32	13 708	4	(D)	13	6 318	63	55 147
5	1 670	4	(D)	11	4 659	3	574	—	(D)	3	(D)	6	2 647
9	1 774	6	1 295	17	4 376	3	256	1	(D)	4	(D)	4	2 163
1	(D)	—	(D)	—	(D)	—	(D)	—	(D)	—	(D)	—	(D)
9	1 376	4	(D)	14	5 037	10	(D)	—	(D)	10	4 830	19	8 600
35	11 163	150	45 879	155	64 171	66	18 692	1	(D)	25	4 636	78	28 766
2	(D)	17	4 352	9	1 920	4	768	—	(D)	2	(D)	5	(D)
—	(D)	7	1 282	14	3 067	—	(D)	—	(D)	—	(D)	3	(D)
9	2 786	14	5 302	56	37 131	12	(D)	—	(D)	8	2 207	14	6 887
—	(D)	20	8 010	4	1 961	3	1 442	—	(D)	—	(D)	3	337
3	529	25	7 830	30	7 843	17	5 302	—	(D)	5	651	17	9 218
—	(D)	9	1 254	2	(D)	4	810	—	(D)	—	(D)	4	931
8	764	3	335	19	5 849	7	2 524	—	(D)	2	(D)	11	2 357
2	(D)	41	14 396	4	1 260	12	5 376	—	(D)	1	(D)	7	2 495
2	(D)	6	460	4	956	1	(D)	—	(D)	2	(D)	4	(D)
1	(D)	—	(D)	2	(D)	1	(D)	—	(D)	—	(D)	—	(D)
8	5 891	8	2 658	11	2 744	5	691	—	(D)	3	(D)	10	(D)
30	14 930	40	9 094	216	128 898	78	35 668	3	(D)	24	4 375	69	18 930
2	(D)	4	(D)	57	32 799	24	7 758	—	(D)	6	813	16	4 869
4	1 127	5	458	36	20 737	16	4 394	2	(D)	3	(D)	11	(D)
18	5 889	23	6 154	113	64 690	38	23 516	1	(D)	12	1 793	38	10 347
6	(D)	8	(D)	10	10 672	—	(D)	—	(D)	3	(D)	4	(D)
204	148 325	214	701 825	1 836	1 043 065	775	909 032	48	27 631	104	35 361	740	849 262
11	(D)	7	(D)	82	45 141	6	4 079	1	(D)	8	1 086	12	5 619
18	(D)	18	(D)	107	47 388	55	20 160	—	(D)	7	1 539	34	117 784
5	(D)	6	(D)	42	32 338	12	3 692	—	(D)	1	(D)	22	12 250
8	2 801	3	(D)	37	22 276	10	6 041	—	(D)	2	(D)	9	4 861
4	3 248	6	(D)	109	82 037	38	16 601	4	2 302	10	1 934	27	(D)
9	4 081	5	(D)	87	41 416	12	(D)	—	(D)	11	2 448	11	5 594
10	4 232	20	(D)	199	128 642	67	65 431	8	875	2	(D)	101	91 308
6	(D)	7	(D)	86	28 114	20	12 947	2	(D)	2	(D)	29	14 834
5	(D)	13	(D)	179	115 182	55	44 666	3	(D)	7	(D)	48	90 347
10	5 158	27	52 582	135	77 762	36	29 902	5	(D)	9	2 196	68	22 749



Places With 2,500 Inhabitants or More: 1992 -Con.

appendix A. For information on geographic areas followed by ▲, see appendix F]

Selected kind-of-business or operation groups -Con. Table with columns for various service categories (Miscellaneous repair, Amusement and recreation, Health services, Legal services, Selected educational services, Social services, Engineering, etc.) and sub-columns for Number and Receipts (\$1,000).

SERVICE INDUSTRIES—GEOGRAPHIC AREA SERIES

NEW JERSEY NJ-25



# Places With 2,500 Inhabitants or More: 1992 —Con.

appendix A. For information on geographic areas followed by ▲, see appendix F]

Selected kind-of-business or operation groups —Con.														
Miscellaneous repair services (SIC 76)		Amusement and recreation services, including motion pictures and museums (SIC 78, 79, 84)		Health services (SIC 80)		Legal services (SIC 81)		Selected educational services (SIC 823, 4, 9)		Social services (SIC 83)		Engineering, accounting, research, management, and related services (except noncommercial research organizations) (SIC 87 ex. 8733)		
Number	Receipts (\$1,000)	Number	Receipts (\$1,000)	Number	Receipts (\$1,000)	Number	Receipts (\$1,000)	Number	Receipts (\$1,000)	Number	Receipts (\$1,000)	Number	Receipts (\$1,000)	
2	(D)	3	(D)	9	2 499	7	1 997	—	—	2	(D)	4	885	1
—	—	4	368	10	2 279	3	1 232	—	(D)	2	(D)	3	(D)	2
34	19 129	32	17 136	141	83 734	66	90 544	7	(D)	8	(D)	95	109 388	3
4	(D)	5	(D)	22	(D)	10	(D)	2	(D)	2	(D)	32	35 001	4
153	51 601	369	192 268	1 452	745 213	435	192 952	38	15 743	116	30 809	688	536 367	5
6	813	13	3 969	33	13 013	12	3 312	2	(D)	4	484	27	5 124	6
3	(D)	8	3 353	17	4 325	17	6 520	1	(D)	5	1 616	4	(D)	7
1	(D)	8	2 052	8	2 705	3	(D)	—	—	—	—	6	1 326	8
4	327	8	1 196	10	2 436	5	609	—	—	—	—	2	(D)	9
1	(D)	2	(D)	—	—	1	(D)	—	—	—	—	3	(D)	10
2	(D)	7	1 086	14	3 528	6	2 190	1	(D)	—	—	1	(D)	11
—	—	14	18 090	29	23 932	12	11 030	2	(D)	3	(D)	23	10 578	12
2	(D)	5	718	13	4 714	4	1 344	1	(D)	4	367	8	4 598	13
5	2 117	4	2 606	29	11 043	36	13 470	1	(D)	3	(D)	16	6 323	14
10	1 756	29	38 954	112	75 136	18	7 260	2	(D)	8	1 812	34	16 418	15
5	2 468	12	3 934	44	23 357	8	5 653	—	—	—	—	26	11 456	16
2	(D)	1	(D)	1	(D)	—	—	1	(D)	—	—	4	433	17
—	—	3	(D)	75	55 407	9	1 638	1	(D)	3	1 460	25	13 535	18
6	907	12	3 328	48	13 535	10	2 133	2	(D)	6	961	26	7 212	19
1	(D)	8	2 190	5	(D)	1	(D)	—	—	—	—	—	(D)	20
4	667	2	(D)	13	2 240	4	1 062	—	—	5	1 246	1	(D)	21
1	(D)	6	907	42	20 588	6	5 175	1	(D)	3	(D)	7	1 766	22
13	2 299	11	3 296	91	56 494	13	2 102	2	(D)	6	(D)	11	4 277	23
7	2 755	15	8 968	43	12 451	13	4 135	2	—	7	2 748	38	22 983	24
3	(D)	4	1 456	39	14 821	17	6 474	2	(D)	—	—	24	12 585	25
5	1 819	15	6 246	48	15 471	5	1 407	2	(D)	5	4 321	48	8 882	26
4	677	3	504	36	12 567	8	3 066	—	—	3	(D)	15	6 929	27
12	(D)	27	14 308	89	56 469	21	20 472	1	(D)	14	(D)	55	(D)	28
1	(D)	2	(D)	2	(D)	3	593	—	—	—	—	5	680	29
3	(D)	5	4 449	68	48 015	11	2 218	2	(D)	4	989	13	15 905	30
3	(D)	1	(D)	12	8 138	2	(D)	—	—	—	—	—	—	31
8	5 669	19	7 138	97	55 697	24	11 546	1	(D)	6	1 273	44	23 091	32
—	—	3	(D)	4	(D)	1	(D)	—	—	—	—	5	1898	33
7	1 729	19	10 486	131	69 075	75	36 486	3	(D)	2	(D)	56	41 546	34
3	(D)	5	1 577	14	4 201	5	966	2	(D)	—	—	7	936	35
1	(D)	8	2 501	35	30 940	12	3 211	1	(D)	4	(D)	25	18 573	36
—	—	4	961	21	4 741	10	1 245	1	(D)	1	(D)	7	1 260	37
2	(D)	—	—	4	(D)	4	1 058	—	—	3	2 226	5	759	38
2	(D)	6	3 565	32	17 958	7	7 756	—	—	—	—	13	21 609	39
1	(D)	1	(D)	2	(D)	1	(D)	—	—	—	—	3	(D)	40
5	1 449	14	12 782	51	22 873	10	7 931	2	(D)	3	338	21	10 647	41
1	(D)	2	(D)	35	14 335	11	9 244	1	(D)	2	(D)	9	2 756	42
19	(D)	63	(D)	105	37 501	30	(D)	3	491	12	(D)	71	(D)	43
168	82 652	219	93 541	1 136	656 425	396	363 198	55	35 731	103	25 598	804	1 191 321	44
7	2 376	3	(D)	22	6 440	9	1 834	—	—	—	—	10	2 217	45
4	(D)	4	1 024	27	8 457	8	2 225	—	—	3	558	13	15 498	46
5	1 102	8	1 850	36	21 344	15	10 856	—	—	—	—	18	7 773	47
8	1 469	8	2 765	94	52 256	26	12 681	1	(D)	5	532	42	15 619	48
10	2 184	8	3 573	56	39 551	11	2 601	2	(D)	4	277	14	7 527	49
3	(D)	7	5 594	43	20 126	25	32 108	2	(D)	1	(D)	48	49 102	50
5	1 672	5	2 235	20	16 341	11	8 549	2	(D)	1	(D)	30	31 214	51
1	2 610	9	1 929	16	5 415	2	(D)	2	(D)	4	430	14	7 281	52
9	(D)	4	1 295	10	4 004	1	(D)	1	(D)	2	(D)	17	3 517	53
4	3 473	2	(D)	16	25 998	—	—	1	(D)	3	(D)	10	3 799	54
5	966	6	2 976	48	25 859	10	2 554	4	(D)	6	2 175	25	13 305	55
—	—	5	1 370	25	13 976	2	(D)	1	(D)	2	(D)	13	3 461	56
9	3 719	7	1 367	46	45 860	17	6 179	2	(D)	5	966	32	15 016	57
6	2 485	3	(D)	44	31 073	16	92 053	4	952	1	(D)	53	191 352	58
5	5 266	4	1 793	34	11 586	11	8 558	3	(D)	4	1 181	30	6 420	59
4	(D)	19	15 359	160	142 805	114	118 909	8	3 409	7	7 429	74	236 780	60
1	(D)	4	991	18	9 366	1	(D)	1	(D)	1	(D)	26	10 616	61
3	(D)	—	—	2	(D)	1	(D)	—	—	1	(D)	7	7 347	62
7	2 404	11	2 397	34	13 290	5	814	1	(D)	7	(D)	24	54 916	63
—	—	—	—	6	1 456	—	—	—	—	4	(D)	1	(D)	64
20	15 280	21	6 171	103	46 921	39	30 124	9	13 666	9	(D)	102	425 093	65
4	1 475	9	4 239	34	10 588	12	2 655	5	(D)	5	(D)	14	2 216	66
9	2 409	11	5 156	49	21 236	9	2 467	3	(D)	6	603	30	18 566	67
4	(D)	5	1 155	16	4 529	1	(D)	—	—	1	(D)	11	3 254	68
8	4 848	13	8 343	10	2 274	1	(D)	1	(D)	3	476	18	11 702	69
4	576	9	4 331	45	20 846	16	6 959	—	—	3	(D)	22	9 169	70
2	(D)	4	(D)	15	4 206	2	(D)	1	(D)	—	—	18	6 504	71
3	(D)	—	—	5	2 206	1	(D)	1	(D)	1	(D)	3	732	72
18	8 396	30	12 207	102	(D)	30	17 566	4	709	14	3 365	85	(D)	73
112	27 090	245	172 373	842	582 040	227	85 560	16	5 619	64	19 047	288	111 256	74
1	(D)	4	1 233	13	8 158	2	(D)	1	(D)	1	(D)	7	3 142	75
1	(D)	1	(D)	5	1 499	2	(D)	—	—	1	(D)	7	3 139	76
4	1 286	6	801	11	12 898	4	464	1	(D)	3	(D)	6	1 068	77
25	4 952	31	12 437	147	94 001	37	15 757	5	3 235	14	(D)	44	13 341	78
19	4 090	50	18 467	287	205 299	88	39 056	2	(D)	10	3 776	91	41 410	79

**Table 4. Summary Statistics for Firms Subject to Federal Income Tax for Counties and for**

[Includes only establishments with payroll. For meaning of abbreviations and symbols, see introductory text. For explanation of terms and comparability of 1987 and 1992 censuses, see

Geographic area	Establishments (number)	Receipts (\$1,000)	Annual payroll (\$1,000)	First- quarter payroll (\$1,000)	Paid employees for pay period including March 12 (number)	Selected kind-of-business or operation groups																
						Hotels, rooming houses, camps, and other lodging places (except membership lodging) (SIC 70 ex. 704)		Personal services (SIC 72)		Business services (SIC 73)		Automotive repair, services, and parking (SIC 75)										
						Number	Receipts (\$1,000)	Number	Receipts (\$1,000)	Number	Receipts (\$1,000)	Number	Receipts (\$1,000)									
1 Ocean County — Con.																						
2 Jackson township	139	126 978	29 696	4 332	1 045	5	(D)	24	2 902	28	6 604	17	(D)									
3 Lacey township	128	40 453	14 178	3 041	759	1	(D)	15	2 297	15	4 661	6	2 117									
4 Lakehurst	35	11 328	3 870	959	219	3	586	8	1 257	3	(D)	1	(D)									
5 Lakewood township	365	214 629	90 366	20 508	3 917	11	(D)	28	8 556	55	36 084	37	11 929									
6 Little Egg Harbor township	19	7 800	3 107	718	193	1	(D)	3	273	2	(D)	2	(D)									
7 Manchester township	54	35 011	14 545	3 340	767	—	—	15	3 332	5	689	3	470									
8 Point Pleasant	149	46 946	15 437	3 146	807	—	—	20	1 861	23	5 798	18	4 048									
9 Point Pleasant Beach	90	35 857	11 958	2 105	539	12	2 638	10	(D)	6	2 550	6	1 532									
10 South Toms River	61	34 369	17 181	3 290	674	2	(D)	9	1 356	8	10 243	11	3 747									
11 Stafford township	118	40 919	15 195	3 095	678	—	—	20	3 043	14	3 793	9	2 111									
12 Tuckerton	38	7 598	1 877	420	109	1	(D)	4	709	3	(D)	6	1 451									
Balance of county	269	76 246	21 414	3 421	986	55	(D)	26	(D)	20	5 303	19	(D)									
13 Passaic County	3 363	1 943 808	690 875	156 362	29 846	20	20 282	387	81 059	662	522 150	317	91 685									
14 Bloomingdale	47	14 673	4 651	1 000	250	—	—	5	718	11	(D)	12	1 964									
15 Clifton	798	513 365	200 538	45 168	10 417	4	11 026	76	15 972	164	183 702	53	17 535									
16 Haledon	44	15 708	5 129	1 174	198	—	—	5	(D)	8	(D)	6	836									
17 Hawthorne	166	62 558	24 367	5 524	1 205	—	—	20	4 053	23	10 129	19	4 497									
18 Little Falls township	129	84 844	27 139	6 932	749	—	—	17	2 139	31	42 313	12	4 966									
19 North Haledon	66	18 139	5 829	1 121	228	—	—	8	717	11	3 103	7	1 903									
20 Passaic	243	113 997	44 698	10 038	1 997	2	(D)	38	9 219	44	20 516	24	7 353									
21 Paterson	496	236 624	88 546	19 847	3 619	7	1 137	63	20 491	65	41 684	98	26 831									
22 Pompton Lakes	104	32 413	10 971	2 558	428	—	—	16	1 553	21	9 740	15	3 666									
23 Prospect Park	16	10 137	3 654	712	167	—	—	3	(D)	4	(D)	4	1 157									
24 Ringwood	75	16 292	5 795	1 276	277	—	—	9	726	18	3 729	2	(D)									
25 Totowa	205	291 647	71 794	17 561	2 433	1	(D)	21	3 852	52	66 229	13	3 768									
26 Wanauque	41	30 989	14 372	3 342	626	—	—	5	(D)	11	2 811	4	(D)									
27 Wayne township	644	401 756	149 093	32 503	5 800	5	4 799	65	15 833	126	102 168	28	10 102									
28 West Milford township	161	45 073	15 407	3 393	729	—	—	17	2 106	40	6 511	13	4 887									
29 West Paterson	128	55 593	18 892	4 213	723	—	—	19	1 864	33	18 538	7	864									
30 Salem County	350	120 979	48 442	10 536	2 114	13	6 392	49	5 361	34	22 744	36	8 507									
31 Penns Grove	27	8 383	2 155	524	193	4	4 190	4	555	4	(D)	6	609									
32 Pennsville township	92	25 550	8 448	2 011	463	1	(D)	14	1 263	6	(D)	11	3 836									
33 Salem	69	25 749	13 319	2 386	306	2	(D)	14	1 341	5	1 868	4	624									
34 Woodstown	54	12 194	3 450	778	186	1	(D)	6	1 262	3	(D)	3	(D)									
35 Balance of county	108	49 103	21 070	4 837	966	5	(D)	11	940	16	14 989	12	(D)									
36 Somerset County	2 652	2 412 762	909 932	214 388	29 166	26	(D)	265	53 480	628	1 067 910	146	57 124									
37 Bernards township	152	98 567	38 980	8 344	880	—	—	9	1 966	42	49 922	2	(D)									
38 Bernardsville	84	32 705	14 187	3 275	585	3	(D)	11	2 666	18	6 204	6	2 265									
39 Bound Brook	91	40 428	15 240	3 323	626	1	(D)	12	1 490	14	13 968	8	1 575									
40 Branchburg township	38	44 917	19 074	4 778	465	1	(D)	3	(D)	13	18 147	2	(D)									
41 Bridgewater township	332	304 183	119 949	26 844	3 467	3	(D)	32	4 149	88	106 715	14	5 714									
42 Franklin township (Somerset County)	454	599 490	210 490	50 142	7 560	7	32 326	45	7 047	129	318 639	26	10 714									
43 Hillsborough township	172	60 111	22 950	5 211	877	1	(D)	14	1 621	45	15 854	9	4 441									
44 Manville	53	12 172	3 649	947	177	—	—	12	1 455	8	1 953	5	1 788									
45 North Plainfield	104	36 637	12 558	2 641	587	1	(D)	19	2 182	16	5 082	15	7 384									
46 Raritan (Somerset County)	77	107 911	42 776	9 778	1 705	1	(D)	13	2 267	14	6 709	6	(D)									
47 Somerville	352	180 421	74 593	16 827	2 911	4	735	26	5 465	55	55 098	27	9 975									
48 South Bound Brook	15	13 848	4 245	940	206	1	(D)	1	(D)	3	(D)	4	2 461									
49 Warren township	184	355 030	116 814	33 049	2 488	1	(D)	14	2 383	46	236 225	6	1 798									
50 Watchung	120	91 774	44 667	9 050	1 529	—	—	8	1 560	23	41 175	4	(D)									
51 Balance of county	424	434 568	169 760	39 239	5 103	2	(D)	46	(D)	114	(D)	12	(D)									
52 Sussex County	913	323 271	127 014	27 619	6 192	17	13 065	83	12 084	177	43 784	92	24 088									
53 Byram township	27	6 587	2 354	382	64	—	—	—	—	6	776	3	(D)									
54 Franklin (Sussex County)	38	10 724	4 290	963	185	1	(D)	8	1 097	5	962	3	1 359									
55 Hamburg	35	8 643	3 528	764	194	—	—	2	(D)	3	(D)	3	1 125									
56 Hopatcong	39	5 721	1 793	408	72	1	(D)	2	(D)	11	786	3	471									
57 Newton	175	72 539	30 088	6 125	1 186	2	(D)	22	3 605	20	4 451	20	6 016									
58 Ogdensburg	9	1 497	494	108	25	—	—	1	(D)	3	(D)	4	521									
59 Sparta township	187	55 473	19 871	4 361	892	—	—	16	2 945	48	13 210	9	2 915									
60 Stanhope	40	7 543	2 288	462	107	—	—	3	184	13	3 234	4	449									
61 Vernon township	91	52 515	18 511	4 020	1 266	2	(D)	5	535	16	2 594	7	2 203									
62 Balance of county	272	102 029	43 797	10 026	2 201	11	(D)	24	3 186	52	16 751	36	(D)									
63 Union County	4 381	2 887 376	1 099 995	250 503	40 929	49	62 478	542	129 103	828	740 303	406	232 145									
64 Berkeley Heights township	140	128 555	36 703	9 377	1 281	—	—	17	2 908	25	21 249	7	4 221									
65 Clark township	193	157 518	66 028	14 176	2 372	3	(D)	26	3 377	34	59 973	10	4 333									
66 Cranford township	257	232 907	85 669	20 629	3 083	1	(D)	29	5 026	53	46 793	8	(D)									
67 Elizabeth	531	293 033	116 038	27 063	4 787	19	(D)	66	16 956	63	54 556	76	41 925									
68 Fanwood	75	30 125	12 509	2 556	693	1	(D)	8	1 398	26	11 067	3	(D)									
69 Garwood	47	(D)	(D)	(D)	EE	—	—	8	(D)	6	3 683	9	4 285									
70 Hillside township	113	90 687	26 863	6 777	1 398	—	—	13	2 800	23	42 995	17	3 292									
71 Kenilworth	92	111 329	26 606	6 011	923	1	(D)	12	1 870	29	28 715	10	(D)									
72 Linden	274	138 293	48 047	10 778	2 068	4	(D)	38	16 527	47	23 139	53	23 513									
73 Mountainside	134	114 279	42 180	9 292	1 544	1	(D)	8	(D)	33	55 765	6	1 180									
74 New Providence	128	91 945	32 139	7 173	976	1	(D)	21	2 794	33	33 352	4	(D)									
75 Plainfield	231	102 558	40 219	8 537	1 690	—	—	31	5 848	40	14 854	24	10 453									
76 Rahway	176	91 581	41 408	8 763	1 313	4	1 016	26	10 295	31	14 395	26	10 221									
77 Roselle	88	43 504	17 114	4 201	1 273	—	—	15	4 222	14	20 530	27	6 403									
78 Roselle Park	102	33 530	12 046	2 683	468	—	—	14	3 123	15	3 094	17	3 900									

# Places With 2,500 Inhabitants or More: 1992 —Con.

appendix A. For information on geographic areas followed by ▲, see appendix F]

Selected kind-of-business or operation groups —Con.														
Miscellaneous repair services (SIC 76)		Amusement and recreation services, including motion pictures and museums (SIC 78, 79, 84)		Health services (SIC 80)		Legal services (SIC 81)		Selected educational services (SIC 823, 4, 9)		Social services (SIC 83)		Engineering, accounting, research, management, and related services (except noncommercial research organizations) (SIC 87 ex. 8733)		
Number	Receipts (\$1,000)	Number	Receipts (\$1,000)	Number	Receipts (\$1,000)	Number	Receipts (\$1,000)	Number	Receipts (\$1,000)	Number	Receipts (\$1,000)	Number	Receipts (\$1,000)	
10	(D)	12	(D)	20	20 541	7	(D)	1	(D)	2	(D)	13	(D)	1
5	496	12	1 322	40	19 984	8	3 280	3	—	3	492	20	5 349	2
1	(D)	2	(D)	8	1 844	2	(D)	—	—	1	(D)	5	(D)	3
14	6 135	24	6 509	124	106 107	26	11 141	3	(D)	11	2 540	29	19 323	4
2	(D)	2	(D)	4	(D)	—	—	—	—	—	—	3	246	5
—	—	—	—	25	29 921	1	(D)	—	—	1	(D)	4	(D)	6
6	1 208	13	7 432	48	22 037	9	2 262	—	—	5	(D)	6	1 694	7
8	2 850	12	10 711	14	4 497	8	2 365	—	—	3	1 806	10	5 213	8
2	(D)	3	(D)	15	15 363	5	447	1	(D)	1	(D)	3	658	9
5	(D)	9	1 986	43	24 504	6	1 953	—	—	3	(D)	8	1 640	10
1	(D)	2	(D)	8	2 373	4	746	—	—	2	(D)	7	861	11
8	1 724	62	(D)	30	(D)	18	(D)	2	(D)	3	(D)	25	(D)	12
153	71 484	149	80 465	895	582 427	302	115 378	25	26 161	53	9 015	384	334 248	13
3	(D)	1	(D)	8	7 323	2	(D)	1	(D)	1	(D)	3	(D)	14
24	13 143	34	13 668	239	143 208	92	33 626	6	(D)	6	(D)	95	57 579	15
3	(D)	6	3 769	9	(D)	1	(D)	—	—	2	(D)	4	(D)	16
11	3 156	5	2 512	47	18 993	14	6 188	—	—	2	(D)	23	12 076	17
5	8 369	5	1 972	23	8 547	12	3 510	1	(D)	3	(D)	19	12 589	18
4	1 667	2	(D)	21	6 610	4	1 080	1	(D)	1	(D)	6	(D)	19
14	5 440	7	1 161	77	50 343	21	13 388	3	(D)	5	1 096	8	4 462	20
34	24 278	16	5 125	124	84 824	55	14 518	3	(D)	4	(D)	27	16 477	21
9	931	2	(D)	18	7 892	3	960	1	(D)	2	(D)	16	7 021	22
2	(D)	—	—	3	694	—	—	—	—	—	—	—	—	23
6	(D)	6	765	21	5 344	2	(D)	1	(D)	2	(D)	8	(D)	24
3	(D)	13	8 287	34	58 997	25	7 808	3	(D)	7	830	33	(D)	25
2	(D)	3	(D)	8	(D)	2	(D)	—	—	2	(D)	4	(D)	26
20	6 106	27	22 033	205	139 132	53	24 719	3	(D)	10	2 017	97	66 596	27
9	2 255	12	5 790	31	12 808	5	1 019	2	(D)	2	(D)	29	8 915	28
4	1 144	10	(D)	27	10 493	11	2 958	2	—	4	(D)	12	5 278	29
21	5 990	23	5 605	101	46 691	29	6 326	1	(D)	13	1 885	26	10 652	30
1	(D)	—	—	6	1 039	—	—	—	—	1	(D)	1	(D)	31
4	1 170	5	1 181	35	11 891	8	1 932	—	—	1	(D)	5	467	32
1	(D)	3	(D)	22	12 442	9	2 260	—	—	1	(D)	7	5 493	33
6	1 297	6	1 094	11	2 726	7	1 230	1	(D)	3	(D)	6	2 304	34
9	(D)	9	(D)	27	18 593	5	904	—	—	7	906	7	(D)	35
60	44 551	124	106 389	624	423 763	184	112 149	33	14 868	48	18 033	472	449 174	36
—	—	4	3 963	44	16 319	13	8 182	4	(D)	1	(D)	31	15 453	37
2	(D)	4	653	16	4 867	8	1 687	1	(D)	1	(D)	14	9 545	38
1	(D)	2	(D)	33	18 777	5	675	—	—	4	765	11	1 960	39
1	(D)	2	(D)	4	2 299	1	(D)	1	(D)	—	—	10	(D)	40
7	2 278	12	9 509	73	61 944	13	20 786	7	3 346	3	(D)	68	79 380	41
2	(D)	16	40 052	130	109 179	19	13 042	7	(D)	12	2 733	61	64 047	42
5	3 035	12	4 374	34	15 675	10	2 335	3	(D)	5	613	31	9 619	43
5	1 012	5	1 240	9	1 705	3	(D)	—	—	1	(D)	4	1 288	44
2	(D)	5	(D)	23	8 098	5	1 779	—	—	4	(D)	12	3 132	45
3	(D)	4	(D)	15	(D)	8	11 361	1	(D)	—	—	11	12 340	46
10	3 398	17	5 348	91	40 480	54	23 374	2	(D)	3	539	58	34 708	47
1	(D)	—	—	2	(D)	—	—	—	—	1	(D)	1	(D)	48
5	754	11	6 506	41	17 381	11	11 105	—	—	6	(D)	39	64 449	49
4	(D)	4	4 169	35	18 996	6	1 330	—	—	—	(D)	33	15 100	50
12	(D)	26	(D)	74	(D)	28	15 802	7	(D)	7	(D)	88	114 498	51
40	17 779	65	39 692	196	110 774	57	17 844	7	6 308	32	4 063	131	30 110	52
2	(D)	3	(D)	4	654	—	—	—	—	1	(D)	7	678	53
1	(D)	3	579	9	2 897	3	(D)	—	—	1	(D)	2	(D)	54
1	(D)	1	(D)	14	4 607	4	896	—	—	3	399	4	718	55
4	761	2	(D)	3	615	2	(D)	1	(D)	—	—	10	608	56
4	2 096	7	1 215	54	41 103	15	7 897	2	(D)	5	389	23	4 016	57
—	—	—	—	1	(D)	—	—	—	—	—	—	—	—	58
5	2 634	13	4 766	37	13 008	15	4 523	1	(D)	6	(D)	35	8 917	59
—	—	2	(D)	6	1 992	3	855	2	(D)	2	(D)	3	261	60
6	(D)	10	(D)	24	5 390	6	784	—	—	4	691	8	1 152	61
17	(D)	24	6 214	44	(D)	9	1 090	1	(D)	10	917	39	(D)	62
186	127 191	135	85 988	1 126	780 938	388	202 733	52	35 464	52	13 906	583	454 152	63
13	5 145	5	1 205	31	19 777	5	1 087	2	(D)	3	(D)	30	71 861	64
3	(D)	8	6 603	54	23 738	15	3 037	3	(D)	2	(D)	32	42 687	65
8	4 309	13	7 232	57	84 706	34	16 599	3	(D)	3	2 673	45	44 302	66
23	17 154	12	(D)	170	79 598	59	15 763	8	10 076	2	(D)	33	19 158	67
4	1 443	1	(D)	16	5 285	3	2 665	1	(D)	—	—	11	3 147	68
5	3 158	1	(D)	7	1 828	—	—	1	(D)	—	—	10	4 567	69
14	8 566	3	(D)	20	11 426	9	(D)	1	(D)	1	(D)	11	20 120	70
4	(D)	2	(D)	17	5 690	6	993	—	—	1	(D)	10	8 805	71
23	22 060	9	4 620	51	30 299	19	4 611	3	(D)	4	513	18	7 969	72
4	888	6	3 085	30	28 144	11	6 646	2	(D)	3	(D)	28	15 528	73
3	(D)	4	1 468	27	28 526	3	2 424	3	(D)	3	(D)	23	14 927	74
8	1 224	4	1 299	78	47 244	14	3 623	3	(D)	7	2 288	20	14 736	75
5	667	7	3 560	40	23 706	14	18 172	2	(D)	4	(D)	17	8 914	76
5	794	1	(D)	18	6 380	—	—	—	—	2	(D)	5	4 380	77
5	2 236	4	(D)	32	12 896	7	(D)	—	—	—	(D)	8	5 607	78



**Table 4. Summary Statistics for Firms Subject to Federal Income Tax for Counties and for**

[Includes only establishments with payroll. For meaning of abbreviations and symbols, see introductory text. For explanation of terms and comparability of 1987 and 1992 censuses, see

	Geographic area	Estab-lish-ments (number)	Receipts (\$1,000)	Annual payroll (\$1,000)	First-quarter payroll (\$1,000)	Paid employees for pay period including March 12 (number)	Selected kind-of-business or operation groups							
							Hotels, rooming houses, camps, and other lodging places (except membership lodging) (SIC 70 ex. 704)		Personal services (SIC 72)		Business services (SIC 73)		Automotive repair, services, and parking (SIC 75)	
							Number	Receipts (\$1,000)	Number	Receipts (\$1,000)	Number	Receipts (\$1,000)	Number	Receipts (\$1,000)
1	Union County—Con.													
2	Scotch Plains township ----	168	59 229	24 348	5 257	1 061	—	—	19	4 151	44	14 071	13	4 347
3	Springfield township ----	283	231 728	84 770	18 897	3 391	6	4 010	32	8 776	54	88 918	6	3 093
4	Summit ----	293	287 997	130 775	32 166	3 005	1	(D)	34	7 278	51	70 790	22	8 641
5	Union township ----	656	405 379	162 578	35 999	6 537	4	(D)	74	22 791	133	110 671	50	18 504
6	Westfield ----	399	224 272	87 009	18 864	2 783	3	(D)	50	7 103	74	21 693	18	12 913
6	Balance of county ----	1	(D)	(D)	(D)	AA	—	—	1	(D)	—	—	—	—
7	Warren County ----	666	212 414	76 896	16 600	3 493	9	5 670	92	14 702	98	25 083	76	24 003
8	Alpha ----	6	1 372	506	93	24	—	—	2	(D)	—	—	—	—
9	Belvidere ----	33	7 187	1 806	472	85	—	—	4	335	8	1 595	1	(D)
10	Hackettstown ----	214	64 542	23 337	4 990	1 004	—	—	34	5 741	29	10 319	26	7 897
11	Phillipsburg ----	160	67 071	25 931	5 571	1 078	2	(D)	22	4 055	16	5 741	16	5 016
12	Washington (Warren County) ----	87	22 964	8 581	1 974	452	1	(D)	16	2 038	10	1 772	12	4 285
13	Balance of county ----	166	49 278	16 735	3 500	850	6	(D)	14	(D)	35	5 656	21	(D)

# Places With 2,500 Inhabitants or More: 1992 —Con.

appendix A. For information on geographic areas followed by ▲, see appendix F]

Selected kind-of-business or operation groups —Con.														
Miscellaneous repair services (SIC 76)		Amusement and recreation services, including motion pictures and museums (SIC 78, 79, 84)		Health services (SIC 80)		Legal services (SIC 81)		Selected educational services (SIC 823, 4, 9)		Social services (SIC 83)		Engineering, accounting, research, management, and related services (except noncommercial research organizations) (SIC 87 ex. 8733)		
Number	Receipts (\$1,000)	Number	Receipts (\$1,000)	Number	Receipts (\$1,000)	Number	Receipts (\$1,000)	Number	Receipts (\$1,000)	Number	Receipts (\$1,000)	Number	Receipts (\$1,000)	
8	8 008	6	(D)	30	10 070	15	6 984	2	(D)	3	(D)	27	6 351	1
11	9 106	9	28 712	63	28 065	45	33 987	5	560	2	(D)	48	24 191	2
6	785	5	(D)	80	138 132	27	18 851	4	2 356	1	(D)	60	33 230	3
23	7 711	21	10 804	180	106 561	61	14 631	8	(D)	6	1 299	93	90 673	4
11	(D)	14	5 602	125	88 867	41	50 594	1	(D)	5	(D)	54	12 999	5
—	—	—	—	—	—	—	—	—	—	—	—	—	—	6
15	3 034	44	17 536	172	79 274	54	13 950	6	1 359	17	2 121	74	19 809	7
—	—	1	(D)	3	(D)	—	—	—	—	—	—	—	—	8
1	(D)	5	572	4	1 174	8	1 042	—	—	—	—	2	(D)	9
2	(D)	11	2 533	68	26 682	14	4 531	1	(D)	4	532	22	4 168	10
3	243	8	3 244	59	36 109	16	5 148	—	—	7	707	10	4 365	11
—	—	—	—	—	—	—	—	—	—	—	—	—	—	12
—	—	5	2 297	15	5 487	11	2 671	1	(D)	2	(D)	14	3 596	12
9	(D)	14	(D)	23	(D)	5	558	4	(D)	4	(D)	26	(D)	13

**Table 5. Summary Statistics for Firms Subject to Federal Income Tax for Places With 350 Establishments or More: 1992**

[Includes only establishments with payroll. For meaning of abbreviations and symbols, see introductory text. For explanation of terms and comparability of 1987 and 1992 censuses, see appendix A. For information on geographic areas followed by ▲, see appendix F]

SIC code	Geographic area and kind of business or operation	Establishments (number)	Receipts (\$1,000)	Annual payroll (\$1,000)	First-quarter payroll (\$1,000)	Paid employees for pay period including March 12 (number)
<b>ATLANTIC CITY</b>						
	<b>Total</b> .....	<b>352</b>	<b>3 993 710</b>	<b>1 132 755</b>	<b>273 269</b>	<b>47 103</b>
<b>70 ex. 704</b>	<b>Hotels, rooming houses, camps, and other lodging places (except membership lodging)</b> .....	<b>62</b>	<b>(D)</b>	<b>(D)</b>	<b>(D)</b>	<b>KK</b>
7011	Hotels and motels .....	60	3 825 749	1 059 786	257 846	44 503
7011 pt.	Hotels .....	39	3 812 065	1 056 273	256 967	44 249
7011 pt.	Motels, motor hotels, and tourist courts .....	21	13 684	3 513	879	254
702, 3	Other lodging places .....	2	(D)	(D)	(D)	AA
<b>72</b>	<b>Personal services</b> .....	<b>54</b>	<b>14 925</b>	<b>5 453</b>	<b>1 289</b>	<b>435</b>
721	Laundry, cleaning, and garment services .....	12	9 818	3 566	863	291
7211	Power laundries, family and commercial* .....	1	(D)	(D)	(D)	CC
7213	Linen supply* .....	—	—	—	—	—
7215	Coin-operated laundries and drycleaning .....	2	(D)	(D)	(D)	AA
7216	Drycleaning plants, except rug cleaning* .....	5	(D)	(D)	(D)	BB
7217	Carpet and upholstery cleaning .....	2	(D)	(D)	(D)	AA
7218	Industrial laundriers* .....	—	—	—	—	—
7212, 9	Other laundry, cleaning, and garment services* .....	2	(D)	(D)	(D)	AA
722	Photographic studios, portrait .....	10	(D)	(D)	(D)	BB
723, 4	Beauty and barber shops .....	25	1 838	877	201	82
723	Beauty shops .....	23	(D)	(D)	(D)	BB
724	Barber shops .....	2	(D)	(D)	(D)	AA
725	Shoe repair shops and shoeshine parlors .....	—	—	—	—	—
726	Funeral service and crematories .....	5	(D)	(D)	(D)	AA
729	Miscellaneous personal services .....	2	(D)	(D)	(D)	AA
<b>73</b>	<b>Business services</b> .....	<b>43</b>	<b>33 989</b>	<b>9 844</b>	<b>2 419</b>	<b>540</b>
731	Advertising .....	5	5 207	1 124	302	34
732	Consumer credit reporting agencies, mercantile reporting agencies, and adjustment and collection agencies .....	3	(D)	(D)	(D)	AA
733	Mailing, reproduction, commercial art and photography, and stenographic services .....	4	2 168	374	84	23
734	Services to dwellings and other buildings .....	6	1 272	171	56	17
735	Miscellaneous equipment rental and leasing .....	2	(D)	(D)	(D)	AA
736	Personnel supply services .....	—	—	—	—	—
737	Computer programming, data processing, and other computer related services .....	8	2 617	959	197	38
7371, 2, 3	Computer programming, prepackaged software, and integrated systems .....	4	(D)	(D)	(D)	AA
7374, 5, 6	Data processing services .....	3	(D)	(D)	(D)	BB
7377, 8, 9	Computer rental and leasing, maintenance, and related services, n.e.c. ....	1	(D)	(D)	(D)	AA
738	Miscellaneous business services .....	15	18 371	6 410	1 620	407
<b>75</b>	<b>Automotive repair, services, and parking</b> .....	<b>24</b>	<b>4 142</b>	<b>1 075</b>	<b>257</b>	<b>84</b>
751	Automotive rental and leasing, without drivers .....	—	—	—	—	—
752	Automobile parking .....	14	1 572	485	104	53
753	Automotive repair shops .....	10	2 570	590	153	31
7532	Top, body, and upholstery repair shops and paint shops .....	3	(D)	(D)	(D)	AA
7538	General automotive repair shops .....	5	890	159	45	13
7533, 4, 6, 7, 9	Other automotive repair shops .....	2	(D)	(D)	(D)	AA
754	Automotive services, except repair .....	—	—	—	—	—
<b>76</b>	<b>Miscellaneous repair services</b> .....	<b>5</b>	<b>2 777</b>	<b>685</b>	<b>168</b>	<b>25</b>
762	Electrical repair shops .....	1	(D)	(D)	(D)	AA
7622	Radio and television repair shops .....	—	—	—	—	—
7623, 9	Other electrical and electronic repair shops .....	1	(D)	(D)	(D)	AA
763	Watch, clock, and jewelry repair .....	—	—	—	—	—
764	Reupholstery and furniture repair .....	—	—	—	—	—
769	Miscellaneous repair and related services .....	4	(D)	(D)	(D)	AA
<b>78, 79, 84</b>	<b>Amusement and recreation services, including motion pictures and museums</b> .....	<b>19</b>	<b>4 652</b>	<b>1 110</b>	<b>259</b>	<b>93</b>
781, 2	Motion picture production, distribution, and services .....	—	—	—	—	—
783	Motion picture theaters .....	—	—	—	—	—
784	Video tape rental .....	4	(D)	(D)	(D)	AA
792	Theatrical producers (except motion picture), bands, orchestras, and entertainers .....	3	(D)	(D)	(D)	AA
793	Bowling centers .....	—	—	—	—	—
79 ex. 792, 3, 84	Commercial sports and other amusement and recreation services, including museums .....	12	3 721	932	164	67
<b>80</b>	<b>Health services</b> .....	<b>52</b>	<b>30 732</b>	<b>13 913</b>	<b>2 868</b>	<b>483</b>
801	Offices and clinics of doctors of medicine .....	27	16 839	7 600	1 353	186
802	Offices and clinics of dentists .....	10	2 224	903	208	35
803	Offices and clinics of doctors of osteopathy .....	1	(D)	(D)	(D)	AA
804	Offices and clinics of other health practitioners .....	11	2 286	580	146	25
805	Nursing and personal care facilities .....	2	(D)	(D)	(D)	CC
806	Hospitals .....	—	—	—	—	—
807, 8, 9	Other health services .....	1	(D)	(D)	(D)	BB
<b>81</b>	<b>Legal services</b> .....	<b>53</b>	<b>54 444</b>	<b>30 831</b>	<b>6 155</b>	<b>638</b>
<b>823, 4, 9</b>	<b>Selected educational services</b> .....	<b>2</b>	<b>(D)</b>	<b>(D)</b>	<b>(D)</b>	<b>AA</b>

**Table 5. Summary Statistics for Firms Subject to Federal Income Tax for Places With 350 Establishments or More: 1992 — Con.**

[Includes only establishments with payroll. For meaning of abbreviations and symbols, see introductory text. For explanation of terms and comparability of 1987 and 1992 censuses, see appendix A. For information on geographic areas followed by ▲, see appendix F]

SIC code	Geographic area and kind of business or operation	Establishments (number)	Receipts (\$1,000)	Annual payroll (\$1,000)	First-quarter payroll (\$1,000)	Paid employees for pay period including March 12 (number)
<b>ATLANTIC CITY — Con.</b>						
<b>83</b>	<b>Social services</b> .....	<b>5</b>	<b>1 566</b>	<b>548</b>	<b>135</b>	<b>52</b>
835	Child day care services .....	2	(D)	(D)	(D)	AA
832, 3, 6, 9	Other social services .....	3	(D)	(D)	(D)	BB
<b>87 ex. 8733</b>	<b>Engineering, accounting, research, management, and related services (except noncommercial research organizations)</b> .....	<b>31</b>	<b>19 724</b>	<b>9 036</b>	<b>1 765</b>	<b>233</b>
871	Engineering, architectural, and surveying services .....	8	6 516	2 891	559	67
872	Accounting, auditing, and bookkeeping services .....	5	2 093	631	161	28
873 ex. 8733	Research, development, and testing services (except noncommercial research organizations) .....	—	—	—	—	—
874	Management and public relations services .....	18	11 115	5 514	1 045	138
<b>89</b>	<b>Services, n.e.c.</b> .....	<b>2</b>	<b>(D)</b>	<b>(D)</b>	<b>(D)</b>	<b>AA</b>
<b>BAYONNE</b>						
<b>Total</b> .....		<b>363</b>	<b>139 694</b>	<b>57 123</b>	<b>12 828</b>	<b>2 166</b>
<b>70 ex. 704</b>	<b>Hotels, rooming houses, camps, and other lodging places (except membership lodging)</b> .....	<b>1</b>	<b>(D)</b>	<b>(D)</b>	<b>(D)</b>	<b>BB</b>
7011	Hotels and motels .....	1	(D)	(D)	(D)	BB
7011 pt. 7011 pt.	Hotels .....	1	(D)	(D)	(D)	BB
7011 pt.	Motels, motor hotels, and tourist courts .....	—	—	—	—	—
702, 3	Other lodging places .....	—	—	—	—	—
<b>72</b>	<b>Personal services</b> .....	<b>56</b>	<b>8 036</b>	<b>2 130</b>	<b>518</b>	<b>216</b>
721	Laundry, cleaning, and garment services .....	10	1 564	595	170	71
7211	Power laundries, family and commercial* .....	—	—	—	—	—
7213	Linen supply* .....	—	—	—	—	—
7215	Coin-operated laundries and drycleaning .....	1	(D)	(D)	(D)	AA
7216	Drycleaning plants, except rug cleaning* .....	6	1 237	531	127	56
7217	Carpet and upholstery cleaning .....	1	(D)	(D)	(D)	AA
7218	Industrial laundriers* .....	—	—	—	—	—
7212, 9	Other laundry, cleaning, and garment services* .....	2	(D)	(D)	(D)	AA
722	Photographic studios, portrait .....	3	200	33	6	3
723, 4	Beauty and barber shops .....	30	2 140	740	176	81
723	Beauty shops .....	27	2 014	689	163	76
724	Barber shops .....	3	126	51	13	5
725	Shoe repair shops and shoeshine parlors .....	—	—	—	—	—
726	Funeral service and crematories .....	8	3 305	540	110	20
729	Miscellaneous personal services .....	5	827	222	56	41
<b>73</b>	<b>Business services</b> .....	<b>39</b>	<b>26 744</b>	<b>13 458</b>	<b>2 947</b>	<b>591</b>
731	Advertising .....	—	—	—	—	—
732	Consumer credit reporting agencies, mercantile reporting agencies, and adjustment and collection agencies .....	3	(D)	(D)	(D)	BB
733	Mailing, reproduction, commercial art and photography, and stenographic services .....	2	(D)	(D)	(D)	AA
734	Services to dwellings and other buildings .....	9	688	350	86	30
735	Miscellaneous equipment rental and leasing .....	5	(D)	(D)	(D)	AA
736	Personnel supply services .....	2	(D)	(D)	(D)	BB
737	Computer programming, data processing, and other computer related services .....	6	699	284	70	16
7371, 2, 3	Computer programming, prepackaged software, and integrated systems .....	3	(D)	(D)	(D)	AA
7374, 5, 6	Data processing services .....	1	(D)	(D)	(D)	AA
7377, 8, 9	Computer rental and leasing, maintenance, and related services, n.e.c. ....	2	(D)	(D)	(D)	AA
738	Miscellaneous business services .....	12	20 476	11 263	2 419	446
<b>75</b>	<b>Automotive repair, services, and parking</b> .....	<b>35</b>	<b>11 340</b>	<b>2 275</b>	<b>610</b>	<b>135</b>
751	Automotive rental and leasing, without drivers .....	3	(D)	(D)	(D)	AA
752	Automobile parking .....	—	—	—	—	—
753	Automotive repair shops .....	26	6 736	1 632	473	103
7532	Top, body, and upholstery repair shops and paint shops .....	12	4 425	833	230	45
7538	General automotive repair shops .....	12	(D)	(D)	(D)	BB
7533, 4, 6, 7, 9	Other automotive repair shops .....	2	(D)	(D)	(D)	AA
754	Automotive services, except repair .....	6	(D)	(D)	(D)	BB
<b>76</b>	<b>Miscellaneous repair services</b> .....	<b>20</b>	<b>13 164</b>	<b>5 421</b>	<b>1 265</b>	<b>176</b>
762	Electrical repair shops .....	4	(D)	(D)	(D)	AA
7622	Radio and television repair shops .....	1	(D)	(D)	(D)	AA
7623, 9	Other electrical and electronic repair shops .....	3	(D)	(D)	(D)	AA
763	Watch, clock, and jewelry repair .....	—	—	—	—	—
764	Reupholstery and furniture repair .....	1	(D)	(D)	(D)	AA
769	Miscellaneous repair and related services .....	15	12 954	5 372	1 253	171

**Table 5. Summary Statistics for Firms Subject to Federal Income Tax for Places With 350 Establishments or More: 1992 — Con.**

[Includes only establishments with payroll. For meaning of abbreviations and symbols, see introductory text. For explanation of terms and comparability of 1987 and 1992 censuses, see appendix A. For information on geographic areas followed by ▲, see appendix F]

SIC code	Geographic area and kind of business or operation	Establishments (number)	Receipts (\$1,000)	Annual payroll (\$1,000)	First-quarter payroll (\$1,000)	Paid employees for pay period including March 12 (number)
	<b>BAYONNE—Con.</b>					
<b>78, 79, 84</b>	<b>Amusement and recreation services, including motion pictures and museums</b> .....	<b>13</b>	<b>2 787</b>	<b>570</b>	<b>145</b>	<b>72</b>
781, 2	Motion picture production, distribution, and services .....	—	—	—	—	—
783	Motion picture theaters .....	—	—	—	—	—
784	Video tape rental .....	4	(D)	(D)	(D)	AA
792	Theatrical producers (except motion picture), bands, orchestras, and entertainers .....	—	—	—	—	—
793	Bowling centers .....	—	—	—	—	—
79 ex. 792, 3; 84	Commercial sports and other amusement and recreation services, including museums .....	9	(D)	(D)	(D)	BB
<b>80</b>	<b>Health services</b> .....	<b>137</b>	<b>59 534</b>	<b>25 524</b>	<b>5 239</b>	<b>588</b>
801	Offices and clinics of doctors of medicine .....	73	35 749	16 240	3 103	282
802	Offices and clinics of dentists .....	31	12 185	4 898	1 183	168
803	Offices and clinics of doctors of osteopathy .....	6	(D)	(D)	(D)	BB
804	Offices and clinics of other health practitioners .....	19	5 927	2 043	416	72
805	Nursing and personal care facilities .....	—	—	—	—	—
806	Hospitals .....	—	—	—	—	—
807, 8, 9	Other health services .....	8	(D)	(D)	(D)	BB
<b>81</b>	<b>Legal services</b> .....	<b>33</b>	<b>5 715</b>	<b>1 676</b>	<b>387</b>	<b>81</b>
<b>823, 4, 9</b>	<b>Selected educational services</b> .....	<b>2</b>	<b>(D)</b>	<b>(D)</b>	<b>(D)</b>	<b>AA</b>
<b>83</b>	<b>Social services</b> .....	<b>7</b>	<b>(D)</b>	<b>(D)</b>	<b>(D)</b>	<b>BB</b>
835	Child day care services .....	4	596	246	54	27
832, 3, 6, 9	Other social services .....	3	(D)	(D)	(D)	AA
<b>87 ex. 8733</b>	<b>Engineering, accounting, research, management, and related services (except noncommercial research organizations)</b> .....	<b>20</b>	<b>10 740</b>	<b>5 460</b>	<b>1 584</b>	<b>254</b>
871	Engineering, architectural, and surveying services .....	2	(D)	(D)	(D)	AA
872	Accounting, auditing, and bookkeeping services .....	12	3 945	1 917	427	85
873 ex. 87333	Research, development, and testing services (except noncommercial research organizations) .....	1	(D)	(D)	(D)	BB
874	Management and public relations services .....	5	(D)	(D)	(D)	CC
<b>89</b>	<b>Services, n.e.c.</b> .....	<b>—</b>	<b>—</b>	<b>—</b>	<b>—</b>	<b>—</b>
	<b>BLOOMFIELD TOWNSHIP</b>					
	<b>Total</b> .....	<b>414</b>	<b>322 344</b>	<b>128 733</b>	<b>34 204</b>	<b>3 073</b>
<b>70 ex. 704</b>	<b>Hotels, rooming houses, camps, and other lodging places (except membership lodging)</b> .....	<b>—</b>	<b>—</b>	<b>—</b>	<b>—</b>	<b>—</b>
7011	Hotels and motels .....	—	—	—	—	—
7011 pt.	Hotels .....	—	—	—	—	—
7011 pt.	Motels, motor hotels, and tourist courts .....	—	—	—	—	—
702, 3	Other lodging places .....	—	—	—	—	—
<b>72</b>	<b>Personal services</b> .....	<b>64</b>	<b>7 983</b>	<b>2 609</b>	<b>558</b>	<b>212</b>
721	Laundry, cleaning, and garment services .....	20	2 832	1 154	191	93
7211	Power laundries, family and commercial* .....	—	—	—	—	—
7213	Linen supply* .....	1	(D)	(D)	(D)	AA
7215	Coin-operated laundries and drycleaning .....	6	(D)	(D)	(D)	AA
7216	Drycleaning plants, except rug cleaning* .....	9	2 035	902	132	63
7217	Carpet and upholstery cleaning .....	3	(D)	(D)	(D)	AA
7218	Industrial launderers* .....	—	—	—	—	—
7212, 9	Other laundry, cleaning, and garment services* .....	1	(D)	(D)	(D)	AA
722	Photographic studios, portrait .....	—	—	—	—	—
723, 4	Beauty and barber shops .....	35	2 914	896	205	92
723	Beauty shops .....	31	2 623	815	187	86
724	Barber shops .....	4	291	81	18	6
725	Shoe repair shops and shoeshine parlors .....	—	—	—	—	—
726	Funeral service and crematories .....	5	2 047	491	145	18
729	Miscellaneous personal services .....	4	190	68	17	9
<b>73</b>	<b>Business services</b> .....	<b>75</b>	<b>103 682</b>	<b>33 787</b>	<b>9 265</b>	<b>909</b>
731	Advertising .....	8	(D)	(D)	(D)	BB
732	Consumer credit reporting agencies, mercantile reporting agencies, and adjustment and collection agencies .....	4	2 221	742	223	43
733	Mailing, reproduction, commercial art and photography, and stenographic services .....	9	2 816	1 309	325	71
734	Services to dwellings and other buildings .....	11	923	354	100	32
735	Miscellaneous equipment rental and leasing .....	3	(D)	(D)	(D)	AA
736	Personnel supply services .....	6	3 420	2 232	572	109
737	Computer programming, data processing, and other computer related services .....	17	64 419	22 355	6 487	349
7371, 2, 3	Computer programming, prepackaged software, and integrated systems .....	7	55 348	18 524	5 467	232
7374, 5, 6	Data processing services .....	7	(D)	(D)	(D)	BB
7377, 8, 9	Computer rental and leasing, maintenance, and related services, n.e.c. .....	3	(D)	(D)	(D)	BB
738	Miscellaneous business services .....	17	(D)	(D)	(D)	CC

**Table 5. Summary Statistics for Firms Subject to Federal Income Tax for Places With 350 Establishments or More: 1992 — Con.**

[Includes only establishments with payroll. For meaning of abbreviations and symbols, see introductory text. For explanation of terms and comparability of 1987 and 1992 censuses, see appendix A. For information on geographic areas followed by ▲, see appendix F]

SIC code	Geographic area and kind of business or operation	Establishments (number)	Receipts (\$1,000)	Annual payroll (\$1,000)	First-quarter payroll (\$1,000)	Paid employees for pay period including March 12 (number)
<b>BLOOMFIELD TOWNSHIP—Con.</b>						
<b>75</b>	<b>Automotive repair, services, and parking</b> .....	<b>35</b>	<b>9 793</b>	<b>2 542</b>	<b>672</b>	<b>145</b>
751	Automotive rental and leasing, without drivers .....	1	(D)	(D)	(D)	AA
752	Automobile parking .....	1	(D)	(D)	(D)	AA
753	Automotive repair shops .....	29	9 054	2 419	643	122
7532	Top, body, and upholstery repair shops and paint shops .....	8	2 944	802	206	37
7538	General automotive repair shops .....	12	3 362	793	211	45
7533, 4, 6, 7, 9	Other automotive repair shops .....	9	2 748	824	226	40
754	Automotive services, except repair .....	4	(D)	(D)	(D)	BB
<b>76</b>	<b>Miscellaneous repair services</b> .....	<b>18</b>	<b>(D)</b>	<b>(D)</b>	<b>(D)</b>	<b>BB</b>
762	Electrical repair shops .....	9	2 326	917	190	36
7622	Radio and television repair shops .....	4	549	158	36	7
7623, 9	Other electrical and electronic repair shops .....	5	1 777	759	154	29
763	Watch, clock, and jewelry repair .....	—	—	—	—	—
764	Reupholstery and furniture repair .....	3	(D)	(D)	(D)	AA
769	Miscellaneous repair and related services .....	6	(D)	(D)	(D)	AA
<b>78, 79, 84</b>	<b>Amusement and recreation services, including motion pictures and museums</b> .....	<b>18</b>	<b>(D)</b>	<b>(D)</b>	<b>(D)</b>	<b>CC</b>
781, 2	Motion picture production, distribution, and services .....	4	(D)	(D)	(D)	AA
783	Motion picture theaters .....	1	(D)	(D)	(D)	AA
784	Video tape rental .....	5	(D)	(D)	(D)	BB
792	Theatrical producers (except motion picture), bands, orchestras, and entertainers .....	2	(D)	(D)	(D)	AA
793	Bowling centers .....	—	—	—	—	—
79 ex. 792, 3; 84	Commercial sports and other amusement and recreation services, including museums .....	6	4 336	1 534	315	91
<b>80</b>	<b>Health services</b> .....	<b>107</b>	<b>47 388</b>	<b>14 384</b>	<b>2 880</b>	<b>479</b>
801	Offices and clinics of doctors of medicine .....	46	25 730	7 616	1 568	184
802	Offices and clinics of dentists .....	33	11 587	4 209	750	142
803	Offices and clinics of doctors of osteopathy .....	—	—	—	—	—
804	Offices and clinics of other health practitioners .....	18	5 288	825	147	48
805	Nursing and personal care facilities .....	2	(D)	(D)	(D)	BB
806	Hospitals .....	—	—	—	—	—
807, 8, 9	Other health services .....	8	(D)	(D)	(D)	BB
<b>81</b>	<b>Legal services</b> .....	<b>55</b>	<b>20 160</b>	<b>7 807</b>	<b>1 478</b>	<b>235</b>
<b>823, 4, 9</b>	<b>Selected educational services</b> .....	<b>—</b>	<b>—</b>	<b>—</b>	<b>—</b>	<b>—</b>
<b>83</b>	<b>Social services</b> .....	<b>7</b>	<b>1 539</b>	<b>796</b>	<b>202</b>	<b>59</b>
835	Child day care services .....	4	787	420	115	44
832, 3, 6, 9	Other social services .....	3	752	376	87	15
<b>87 ex. 8733</b>	<b>Engineering, accounting, research, management, and related services (except noncommercial research organizations)</b> .....	<b>34</b>	<b>117 784</b>	<b>61 049</b>	<b>18 312</b>	<b>821</b>
871	Engineering, architectural, and surveying services .....	8	(D)	(D)	(D)	FF
872	Accounting, auditing, and bookkeeping services .....	15	(D)	(D)	(D)	CC
873 ex. 8733	Research, development, and testing services (except noncommercial research organizations) .....	3	(D)	(D)	(D)	AA
874	Management and public relations services .....	8	5 620	1 622	361	72
<b>89</b>	<b>Services, n.e.c.</b> .....	<b>1</b>	<b>(D)</b>	<b>(D)</b>	<b>(D)</b>	<b>AA</b>
<b>BRICK TOWNSHIP</b>						
	<b>Total</b> .....	<b>462</b>	<b>186 177</b>	<b>74 412</b>	<b>15 769</b>	<b>3 209</b>
<b>70 ex. 704</b>	<b>Hotels, rooming houses, camps, and other lodging places (except membership lodging)</b> .....	<b>—</b>	<b>—</b>	<b>—</b>	<b>—</b>	<b>—</b>
7011	Hotels and motels .....	—	—	—	—	—
7011 pt.	Hotels .....	—	—	—	—	—
7011 pt.	Motels, motor hotels, and tourist courts .....	—	—	—	—	—
702, 3	Other lodging places .....	—	—	—	—	—
<b>72</b>	<b>Personal services</b> .....	<b>64</b>	<b>9 681</b>	<b>3 104</b>	<b>570</b>	<b>229</b>
721	Laundry, cleaning, and garment services .....	12	1 330	378	100	39
7211	Power laundries, family and commercial* .....	1	(D)	(D)	(D)	AA
7213	Linen supply* .....	—	—	—	—	—
7215	Coin-operated laundries and drycleaning .....	2	(D)	(D)	(D)	AA
7216	Drycleaning plants, except rug cleaning* .....	6	685	103	28	14
7217	Carpet and upholstery cleaning .....	1	(D)	(D)	(D)	AA
7218	Industrial launderers* .....	—	—	—	—	—
7212, 9	Other laundry, cleaning, and garment services* .....	2	(D)	(D)	(D)	AA
722	Photographic studios, portrait .....	4	659	123	23	8
723, 4	Beauty and barber shops .....	41	3 895	1 180	280	149
723	Beauty shops .....	41	3 895	1 180	280	149
724	Barber shops .....	—	—	—	—	—
725	Shoe repair shops and shoeshine parlors .....	—	—	—	—	—
726	Funeral service and crematories .....	2	(D)	(D)	(D)	AA
729	Miscellaneous personal services .....	5	(D)	(D)	(D)	AA

**Table 5. Summary Statistics for Firms Subject to Federal Income Tax for Places With 350 Establishments or More: 1992 — Con.**

[Includes only establishments with payroll. For meaning of abbreviations and symbols, see introductory text. For explanation of terms and comparability of 1987 and 1992 censuses, see appendix A. For information on geographic areas followed by ▲, see appendix F]

SIC code	Geographic area and kind of business or operation	Establishments (number)	Receipts (\$1,000)	Annual payroll (\$1,000)	First-quarter payroll (\$1,000)	Paid employees for pay period including March 12 (number)
<b>BRICK TOWNSHIP — Con.</b>						
<b>73</b>	<b>Business services</b> .....	<b>66</b>	<b>22 099</b>	<b>10 878</b>	<b>2 204</b>	<b>533</b>
731	Advertising .....	4	478	219	39	7
732	Consumer credit reporting agencies, mercantile reporting agencies, and adjustment and collection agencies .....	5	6 064	2 641	543	84
733	Mailing, reproduction, commercial art and photography, and stenographic services .....	3	284	50	15	5
734	Services to dwellings and other buildings .....	17	2 712	1 147	206	73
735	Miscellaneous equipment rental and leasing .....	5	2 356	847	206	25
736	Personnel supply services .....	6	2 609	1 855	397	115
737	Computer programming, data processing, and other computer related services .....	14	4 459	2 880	508	112
7371, 2, 3	Computer programming, prepackaged software, and integrated systems .....	11	(D)	(D)	(D)	BB
7374, 5, 6	Data processing services .....	2	(D)	(D)	(D)	BB
7377, 8, 9	Computer rental and leasing, maintenance, and related services, n.e.c. ....	1	(D)	(D)	(D)	AA
738	Miscellaneous business services .....	12	3 137	1 239	290	112
<b>75</b>	<b>Automotive repair, services, and parking</b> .....	<b>27</b>	<b>7 833</b>	<b>1 894</b>	<b>458</b>	<b>76</b>
751	Automotive rental and leasing, without drivers .....	2	(D)	(D)	(D)	AA
752	Automobile parking .....	—	—	—	—	—
753	Automotive repair shops .....	20	7 054	1 636	416	66
7532	Top, body, and upholstery repair shops and paint shops .....	5	1 907	568	136	18
7538	General automotive repair shops .....	11	3 593	823	213	34
7533, 4, 6, 7, 9	Other automotive repair shops .....	4	1 554	245	67	14
754	Automotive services, except repair .....	5	(D)	(D)	(D)	AA
<b>76</b>	<b>Miscellaneous repair services</b> .....	<b>25</b>	<b>4 952</b>	<b>1 367</b>	<b>330</b>	<b>60</b>
762	Electrical repair shops .....	5	695	332	106	16
7622	Radio and television repair shops .....	2	(D)	(D)	(D)	AA
7623, 9	Other electrical and electronic repair shops .....	3	(D)	(D)	(D)	AA
763	Watch, clock, and jewelry repair .....	—	—	—	—	—
764	Reupholstery and furniture repair .....	1	(D)	(D)	(D)	AA
769	Miscellaneous repair and related services .....	19	(D)	(D)	(D)	BB
<b>78, 79, 84</b>	<b>Amusement and recreation services, including motion pictures and museums</b> .....	<b>31</b>	<b>12 437</b>	<b>2 059</b>	<b>471</b>	<b>220</b>
781, 2	Motion picture production, distribution, and services .....	—	—	—	—	—
783	Motion picture theaters .....	3	(D)	(D)	(D)	BB
784	Video tape rental .....	8	3 745	410	106	46
792	Theatrical producers (except motion picture), bands, orchestras, and entertainers .....	2	(D)	(D)	(D)	AA
793	Bowling centers .....	1	(D)	(D)	(D)	AA
79 ex. 792, 3; 84	Commercial sports and other amusement and recreation services, including museums .....	17	5 520	1 045	219	99
<b>80</b>	<b>Health services</b> .....	<b>147</b>	<b>94 001</b>	<b>39 052</b>	<b>7 907</b>	<b>1 201</b>
801	Offices and clinics of doctors of medicine .....	64	48 546	20 005	3 560	371
802	Offices and clinics of dentists .....	35	13 904	6 484	1 608	206
803	Offices and clinics of doctors of osteopathy .....	2	(D)	(D)	(D)	BB
804	Offices and clinics of other health practitioners .....	34	9 913	2 991	608	130
805	Nursing and personal care facilities .....	2	(D)	(D)	(D)	EE
806	Hospitals .....	—	—	—	—	—
807, 8, 9	Other health services .....	10	4 598	2 258	555	131
<b>81</b>	<b>Legal services</b> .....	<b>37</b>	<b>15 757</b>	<b>7 411</b>	<b>1 829</b>	<b>199</b>
<b>823, 4, 9</b>	<b>Selected educational services</b> .....	<b>5</b>	<b>3 235</b>	<b>1 056</b>	<b>189</b>	<b>49</b>
<b>83</b>	<b>Social services</b> .....	<b>14</b>	<b>(D)</b>	<b>(D)</b>	<b>(D)</b>	<b>BB</b>
835	Child day care services .....	9	1 722	821	181	76
832, 3, 6, 9	Other social services .....	5	(D)	(D)	(D)	AA
<b>87 ex. 8733</b>	<b>Engineering, accounting, research, management, and related services (except noncommercial research organizations)</b> .....	<b>44</b>	<b>13 341</b>	<b>6 441</b>	<b>1 557</b>	<b>546</b>
871	Engineering, architectural, and surveying services .....	14	6 730	4 027	971	91
872	Accounting, auditing, and bookkeeping services .....	20	3 425	1 029	264	63
873 ex. 8733	Research, development, and testing services (except noncommercial research organizations) .....	1	(D)	(D)	(D)	EE
874	Management and public relations services .....	9	(D)	(D)	(D)	BB
<b>89</b>	<b>Services, n.e.c.</b> .....	<b>2</b>	<b>(D)</b>	<b>(D)</b>	<b>(D)</b>	<b>AA</b>

**Table 5. Summary Statistics for Firms Subject to Federal Income Tax for Places With 350 Establishments or More: 1992 — Con.**

[Includes only establishments with payroll. For meaning of abbreviations and symbols, see introductory text. For explanation of terms and comparability of 1987 and 1992 censuses, see appendix A. For information on geographic areas followed by ▲, see appendix F]

SIC code	Geographic area and kind of business or operation	Establishments (number)	Receipts (\$1,000)	Annual payroll (\$1,000)	First-quarter payroll (\$1,000)	Paid employees for pay period including March 12 (number)
<b>CHERRY HILL TOWNSHIP</b>						
	<b>Total</b> .....	<b>1 139</b>	<b>926 950</b>	<b>376 995</b>	<b>80 450</b>	<b>14 017</b>
<b>70 ex. 704</b>	<b>Hotels, rooming houses, camps, and other lodging places (except membership lodging)</b> .....	<b>11</b>	<b>27 397</b>	<b>9 245</b>	<b>2 485</b>	<b>1 019</b>
7011	Hotels and motels .....	11	27 397	9 245	2 485	1 019
7011 pt.	Hotels .....	9	(D)	(D)	(D)	FF
7011 pt.	Motels, motor hotels, and tourist courts .....	2	(D)	(D)	(D)	BB
702, 3	Other lodging places .....	—	—	—	—	—
<b>72</b>	<b>Personal services</b> .....	<b>99</b>	<b>48 827</b>	<b>15 303</b>	<b>3 356</b>	<b>857</b>
721	Laundry, cleaning, and garment services .....	27	14 203	5 271	1 307	283
7211	Power laundries, family and commercial* .....	—	—	—	—	—
7213	Linen supply* .....	—	—	—	—	—
7215	Coin-operated laundries and drycleaning .....	1	(D)	(D)	(D)	AA
7216	Drycleaning plants, except rug cleaning* .....	14	2 678	884	224	93
7217	Carpet and upholstery cleaning .....	5	(D)	(D)	(D)	BB
7218	Industrial laundriers* .....	3	(D)	(D)	(D)	CC
7212, 9	Other laundry, cleaning, and garment services* .....	4	(D)	(D)	(D)	AA
722	Photographic studios, portrait .....	12	16 028	4 100	644	125
723, 4	Beauty and barber shops .....	40	7 356	3 150	749	286
723	Beauty shops .....	37	7 017	3 059	729	269
724	Barber shops .....	3	339	91	20	17
725	Shoe repair shops and shoeshine parlors .....	1	(D)	(D)	(D)	AA
726	Funeral service and crematories .....	6	2 188	522	110	14
729	Miscellaneous personal services .....	13	(D)	(D)	(D)	CC
<b>73</b>	<b>Business services</b> .....	<b>235</b>	<b>223 663</b>	<b>88 762</b>	<b>19 322</b>	<b>4 616</b>
731	Advertising .....	16	10 900	3 956	882	97
732	Consumer credit reporting agencies, mercantile reporting agencies, and adjustment and collection agencies .....	10	26 623	7 759	1 862	261
733	Mailing, reproduction, commercial art and photography, and stenographic services .....	22	15 970	3 617	776	141
734	Services to dwellings and other buildings .....	27	9 275	4 643	1 006	271
735	Miscellaneous equipment rental and leasing .....	13	18 486	4 000	932	151
736	Personnel supply services .....	40	41 933	30 294	6 194	2 042
737	Computer programming, data processing, and other computer related services .....	54	71 038	20 786	4 666	623
7371, 2, 3	Computer programming, prepackaged software, and integrated systems .....	34	12 791	5 651	1 186	132
7374, 5, 6	Data processing services .....	9	32 221	7 806	1 884	330
7377, 8, 9	Computer rental and leasing, maintenance, and related services, n.e.c. ....	11	26 026	7 329	1 596	161
738	Miscellaneous business services .....	53	29 438	13 707	3 004	1 030
<b>75</b>	<b>Automotive repair, services, and parking</b> .....	<b>57</b>	<b>22 524</b>	<b>5 410</b>	<b>1 271</b>	<b>275</b>
751	Automotive rental and leasing, without drivers .....	12	6 815	1 094	268	56
752	Automobile parking .....	—	—	—	—	—
753	Automotive repair shops .....	32	12 600	3 367	777	151
7532	Top, body, and upholstery repair shops and paint shops .....	8	4 278	1 350	316	54
7538	General automotive repair shops .....	15	5 255	1 272	287	54
7533, 4, 6, 7, 9	Other automotive repair shops .....	9	3 067	745	174	43
754	Automotive services, except repair .....	13	3 109	949	226	68
<b>76</b>	<b>Miscellaneous repair services</b> .....	<b>22</b>	<b>3 556</b>	<b>1 314</b>	<b>396</b>	<b>81</b>
762	Electrical repair shops .....	5	237	36	13	5
7622	Radio and television repair shops .....	3	(D)	(D)	(D)	AA
7623, 9	Other electrical and electronic repair shops .....	2	(D)	(D)	(D)	AA
763	Watch, clock, and jewelry repair .....	1	(D)	(D)	(D)	AA
764	Reupholstery and furniture repair .....	—	—	—	—	—
769	Miscellaneous repair and related services .....	16	(D)	(D)	(D)	BB
<b>78, 79, 84</b>	<b>Amusement and recreation services, including motion pictures and museums</b> .....	<b>49</b>	<b>54 693</b>	<b>17 213</b>	<b>4 428</b>	<b>1 117</b>
781, 2	Motion picture production, distribution, and services .....	2	(D)	(D)	(D)	BB
783	Motion picture theaters .....	1	(D)	(D)	(D)	BB
784	Video tape rental .....	8	4 145	690	156	72
792	Theatrical producers (except motion picture), bands, orchestras, and entertainers .....	7	668	143	45	5
793	Bowling centers .....	2	(D)	(D)	(D)	BB
79 ex. 792, 3, 84	Commercial sports and other amusement and recreation services, including museums .....	29	44 871	14 645	3 882	940
<b>80</b>	<b>Health services</b> .....	<b>305</b>	<b>216 974</b>	<b>108 501</b>	<b>20 660</b>	<b>2 760</b>
801	Offices and clinics of doctors of medicine .....	130	117 580	63 336	12 097	1 015
802	Offices and clinics of dentists .....	57	22 600	9 006	1 895	372
803	Offices and clinics of doctors of osteopathy .....	28	22 452	13 467	1 913	234
804	Offices and clinics of other health practitioners .....	57	17 549	6 341	1 155	228
805	Nursing and personal care facilities .....	5	19 019	6 347	1 386	371
806	Hospitals .....	—	—	—	—	—
807, 8, 9	Other health services .....	28	17 774	10 004	2 214	540
<b>81</b>	<b>Legal services</b> .....	<b>167</b>	<b>107 677</b>	<b>48 279</b>	<b>9 353</b>	<b>1 146</b>
<b>823, 4, 9</b>	<b>Selected educational services</b> .....	<b>11</b>	<b>3 181</b>	<b>969</b>	<b>303</b>	<b>59</b>



**Table 5. Summary Statistics for Firms Subject to Federal Income Tax for Places With 350 Establishments or More: 1992 — Con.**

[Includes only establishments with payroll. For meaning of abbreviations and symbols, see introductory text. For explanation of terms and comparability of 1987 and 1992 censuses, see appendix A. For information on geographic areas followed by ▲, see appendix F]

SIC code	Geographic area and kind of business or operation	Establishments (number)	Receipts (\$1,000)	Annual payroll (\$1,000)	First-quarter payroll (\$1,000)	Paid employees for pay period including March 12 (number)
<b>CHERRY HILL TOWNSHIP — Con.</b>						
<b>83</b>	<b>Social services</b> .....	<b>16</b>	<b>9 916</b>	<b>4 286</b>	<b>982</b>	<b>356</b>
835	Child day care services .....	11	(D)	(D)	(D)	CC
832, 3, 6, 9	Other social services .....	5	(D)	(D)	(D)	CC
<b>87 ex. 8733</b>	<b>Engineering, accounting, research, management, and related services (except noncommercial research organizations)</b> .....	<b>155</b>	<b>205 988</b>	<b>76 401</b>	<b>17 598</b>	<b>1 673</b>
871	Engineering, architectural, and surveying services .....	43	127 152	44 858	11 080	929
872	Accounting, auditing, and bookkeeping services .....	37	(D)	(D)	(D)	CC
873 ex. 8733	Research, development, and testing services (except noncommercial research organizations) .....	8	(D)	(D)	(D)	CC
874	Management and public relations services .....	67	39 705	18 242	3 802	421
<b>89</b>	<b>Services, n.e.c.</b> .....	<b>12</b>	<b>2 554</b>	<b>1 312</b>	<b>296</b>	<b>58</b>
<b>CLIFTON</b>						
	<b>Total</b> .....	<b>798</b>	<b>513 365</b>	<b>200 538</b>	<b>45 168</b>	<b>10 417</b>
<b>70 ex. 704</b>	<b>Hotels, rooming houses, camps, and other lodging places (except membership lodging)</b> .....	<b>4</b>	<b>11 026</b>	<b>3 636</b>	<b>849</b>	<b>290</b>
7011	Hotels and motels .....	4	11 026	3 636	849	290
7011 pt.	Hotels .....	3	(D)	(D)	(D)	EE
7011 pt.	Motels, motor hotels, and tourist courts .....	1	(D)	(D)	(D)	BB
702, 3	Other lodging places .....	—	—	—	—	—
<b>72</b>	<b>Personal services</b> .....	<b>76</b>	<b>15 972</b>	<b>5 175</b>	<b>1 427</b>	<b>813</b>
721	Laundry, cleaning, and garment services .....	20	4 291	1 494	353	150
7211	Power laundries, family and commercial* .....	1	(D)	(D)	(D)	AA
7213	Linen supply* .....	—	—	—	—	—
7215	Coin-operated laundries and drycleaning .....	2	(D)	(D)	(D)	AA
7216	Drycleaning plants, except rug cleaning* .....	11	3 029	1 119	254	96
7217	Carpet and upholstery cleaning .....	1	(D)	(D)	(D)	AA
7218	Industrial laundriers* .....	—	—	—	—	—
7212, 9	Other laundry, cleaning, and garment services* .....	5	731	240	57	37
722	Photographic studios, portrait .....	1	(D)	(D)	(D)	AA
723, 4	Beauty and barber shops .....	43	3 888	1 221	288	122
723	Beauty shops .....	39	3 558	1 086	254	111
724	Barber shops .....	4	330	135	34	11
725	Shoe repair shops and shoeshine parlors .....	—	—	—	—	—
726	Funeral service and crematories .....	7	4 485	904	178	28
729	Miscellaneous personal services .....	5	(D)	(D)	(D)	FF
<b>73</b>	<b>Business services</b> .....	<b>164</b>	<b>183 702</b>	<b>89 738</b>	<b>21 257</b>	<b>6 071</b>
731	Advertising .....	10	7 583	2 442	539	50
732	Consumer credit reporting agencies, mercantile reporting agencies, and adjustment and collection agencies .....	3	(D)	(D)	(D)	BB
733	Mailing, reproduction, commercial art and photography, and stenographic services .....	14	8 276	3 203	899	161
734	Services to dwellings and other buildings .....	22	2 284	971	196	79
735	Miscellaneous equipment rental and leasing .....	8	3 152	1 631	473	60
736	Personnel supply services .....	26	27 987	20 992	4 823	1 930
737	Computer programming, data processing, and other computer related services .....	31	54 679	22 296	5 381	672
7371, 2, 3	Computer programming, prepackaged software, and integrated systems .....	17	7 899	3 900	817	74
7374, 5, 6	Data processing services .....	5	(D)	(D)	(D)	FF
7377, 8, 9	Computer rental and leasing, maintenance, and related services, n.e.c. ....	9	(D)	(D)	(D)	BB
738	Miscellaneous business services .....	50	(D)	(D)	(D)	HH
<b>75</b>	<b>Automotive repair, services, and parking</b> .....	<b>53</b>	<b>17 535</b>	<b>4 314</b>	<b>1 100</b>	<b>196</b>
751	Automotive rental and leasing, without drivers .....	3	(D)	(D)	(D)	AA
752	Automobile parking .....	—	—	—	—	—
753	Automotive repair shops .....	44	15 267	3 692	965	171
7532	Top, body, and upholstery repair shops and paint shops .....	10	5 612	1 283	373	63
7538	General automotive repair shops .....	24	6 874	1 586	399	69
7533, 4, 6, 7, 9	Other automotive repair shops .....	10	2 781	823	193	39
754	Automotive services, except repair .....	6	(D)	(D)	(D)	AA
<b>76</b>	<b>Miscellaneous repair services</b> .....	<b>24</b>	<b>13 143</b>	<b>3 317</b>	<b>988</b>	<b>165</b>
762	Electrical repair shops .....	8	6 811	1 655	445	83
7622	Radio and television repair shops .....	2	(D)	(D)	(D)	AA
7623, 9	Other electrical and electronic repair shops .....	6	(D)	(D)	(D)	BB
763	Watch, clock, and jewelry repair .....	—	—	—	—	—
764	Reupholstery and furniture repair .....	1	(D)	(D)	(D)	BB
769	Miscellaneous repair and related services .....	15	(D)	(D)	(D)	BB

**Table 5. Summary Statistics for Firms Subject to Federal Income Tax for Places With 350 Establishments or More: 1992 — Con.**

[Includes only establishments with payroll. For meaning of abbreviations and symbols, see introductory text. For explanation of terms and comparability of 1987 and 1992 censuses, see appendix A. For information on geographic areas followed by ▲, see appendix F]

SIC code	Geographic area and kind of business or operation	Establishments (number)	Receipts (\$1,000)	Annual payroll (\$1,000)	First-quarter payroll (\$1,000)	Paid employees for pay period including March 12 (number)
<b>CLIFTON—Con.</b>						
<b>78, 79, 84</b>	<b>Amusement and recreation services, including motion pictures and museums</b> .....	<b>34</b>	<b>13 668</b>	<b>3 301</b>	<b>793</b>	<b>294</b>
781, 2	Motion picture production, distribution, and services .....	1	(D)	(D)	(D)	AA
783	Motion picture theaters .....	2	(D)	(D)	(D)	BB
784	Video tape rental .....	5	1 649	342	62	25
792	Theatrical producers (except motion picture), bands, orchestras, and entertainers .....	3	(D)	(D)	(D)	AA
793	Bowling centers .....	3	1 316	428	106	34
79 ex. 792, 3; 84	Commercial sports and other amusement and recreation services, including museums .....	20	8 693	2 023	507	179
<b>80</b>	<b>Health services</b> .....	<b>239</b>	<b>143 208</b>	<b>56 530</b>	<b>11 028</b>	<b>1 461</b>
801	Offices and clinics of doctors of medicine .....	117	68 374	34 053	6 334	583
802	Offices and clinics of dentists .....	59	23 746	10 609	2 273	338
803	Offices and clinics of doctors of osteopathy .....	3	(D)	(D)	(D)	AA
804	Offices and clinics of other health practitioners .....	35	10 219	1 965	469	106
805	Nursing and personal care facilities .....	2	(D)	(D)	(D)	BB
806	Hospitals .....	—	—	—	—	—
807, 8, 9	Other health services .....	23	38 919	8 610	1 648	383
<b>81</b>	<b>Legal services</b> .....	<b>92</b>	<b>33 626</b>	<b>10 395</b>	<b>2 439</b>	<b>335</b>
<b>823, 4, 9</b>	<b>Selected educational services</b> .....	<b>6</b>	<b>(D)</b>	<b>(D)</b>	<b>(D)</b>	<b>BB</b>
<b>83</b>	<b>Social services</b> .....	<b>6</b>	<b>(D)</b>	<b>(D)</b>	<b>(D)</b>	<b>BB</b>
835	Child day care services .....	4	(D)	(D)	(D)	BB
832, 3, 6, 9	Other social services .....	2	(D)	(D)	(D)	AA
<b>87 ex. 8733</b>	<b>Engineering, accounting, research, management, and related services (except noncommercial research organizations)</b> .....	<b>95</b>	<b>57 579</b>	<b>20 241</b>	<b>4 378</b>	<b>616</b>
871	Engineering, architectural, and surveying services .....	17	(D)	(D)	(D)	BB
872	Accounting, auditing, and bookkeeping services .....	40	16 651	6 651	1 508	187
873 ex. 8733	Research, development, and testing services (except noncommercial research organizations) .....	8	(D)	(D)	(D)	CC
874	Management and public relations services .....	30	25 093	6 605	1 310	198
<b>89</b>	<b>Services, n.e.c.</b> .....	<b>5</b>	<b>(D)</b>	<b>(D)</b>	<b>(D)</b>	<b>BB</b>
<b>DOVER (OCEAN COUNTY)</b>						
	<b>Total</b> .....	<b>820</b>	<b>398 251</b>	<b>141 698</b>	<b>31 386</b>	<b>6 199</b>
<b>70 ex. 704</b>	<b>Hotels, rooming houses, camps, and other lodging places (except membership lodging)</b> .....	<b>15</b>	<b>(D)</b>	<b>(D)</b>	<b>(D)</b>	<b>EE</b>
7011	Hotels and motels .....	13	12 546	3 664	744	287
7011 pt.	Hotels .....	5	11 022	3 253	658	257
7011 pt.	Motels, motor hotels, and tourist courts .....	8	1 524	411	86	30
702, 3	Other lodging places .....	2	(D)	(D)	(D)	BB
<b>72</b>	<b>Personal services</b> .....	<b>97</b>	<b>18 270</b>	<b>5 159</b>	<b>1 109</b>	<b>432</b>
721	Laundry, cleaning, and garment services .....	15	2 161	643	127	46
7211	Power laundries, family and commercial* .....	1	(D)	(D)	(D)	AA
7213	Linen supply* .....	—	—	—	—	—
7215	Coin-operated laundries and drycleaning .....	1	(D)	(D)	(D)	AA
7216	Drycleaning plants, except rug cleaning* .....	9	1 126	299	64	29
7217	Carpet and upholstery cleaning .....	3	651	288	52	9
7218	Industrial laundriers* .....	1	(D)	(D)	(D)	AA
7212, 9	Other laundry, cleaning, and garment services* .....	—	—	—	—	—
722	Photographic studios, portrait .....	6	1 085	217	57	28
723, 4	Beauty and barber shops .....	60	6 179	2 601	543	256
723	Beauty shops .....	55	5 943	2 555	534	247
724	Barber shops .....	5	236	46	9	9
725	Shoe repair shops and shoeshine parlors .....	1	(D)	(D)	(D)	AA
726	Funeral service and crematories .....	6	6 511	1 273	281	57
729	Miscellaneous personal services .....	9	(D)	(D)	(D)	BB
<b>73</b>	<b>Business services</b> .....	<b>100</b>	<b>32 752</b>	<b>14 113</b>	<b>3 109</b>	<b>788</b>
731	Advertising .....	5	693	189	27	7
732	Consumer credit reporting agencies, mercantile reporting agencies, and adjustment and collection agencies .....	8	(D)	(D)	(D)	BB
733	Mailing, reproduction, commercial art and photography, and stenographic services .....	4	1 694	550	135	79
734	Services to dwellings and other buildings .....	30	4 539	2 137	490	216
735	Miscellaneous equipment rental and leasing .....	6	3 306	704	145	38
736	Personnel supply services .....	6	5 476	3 480	844	182
737	Computer programming, data processing, and other computer related services .....	14	6 541	2 632	580	67
7371, 2, 3	Computer programming, prepackaged software, and integrated systems .....	10	6 005	2 345	519	54
7374, 5, 6	Data processing services .....	2	(D)	(D)	(D)	AA
7377, 8, 9	Computer rental and leasing, maintenance, and related services, n.e.c. .....	2	(D)	(D)	(D)	AA
738	Miscellaneous business services .....	27	(D)	(D)	(D)	CC

**Table 5. Summary Statistics for Firms Subject to Federal Income Tax for Places With 350 Establishments or More: 1992 — Con.**

[Includes only establishments with payroll. For meaning of abbreviations and symbols, see introductory text. For explanation of terms and comparability of 1987 and 1992 censuses, see appendix A. For information on geographic areas followed by ▲, see appendix F]

SIC code	Geographic area and kind of business or operation	Establishments (number)	Receipts (\$1,000)	Annual payroll (\$1,000)	First-quarter payroll (\$1,000)	Paid employees for pay period including March 12 (number)
<b>DOVER (OCEAN COUNTY) — Con.</b>						
<b>75</b>	<b>Automotive repair, services, and parking</b> .....	<b>55</b>	<b>20 319</b>	<b>5 232</b>	<b>1 200</b>	<b>235</b>
751	Automotive rental and leasing, without drivers .....	3	(D)	(D)	(D)	BB
752	Automobile parking .....	—	—	—	—	—
753	Automotive repair shops .....	41	15 246	4 076	933	165
7532	Top, body, and upholstery repair shops and paint shops .....	10	5 861	1 928	438	55
7538	General automotive repair shops .....	21	6 070	1 224	288	68
7533, 4, 6, 7, 9	Other automotive repair shops .....	10	3 315	924	207	42
754	Automotive services, except repair .....	11	(D)	(D)	(D)	BB
<b>76</b>	<b>Miscellaneous repair services</b> .....	<b>19</b>	<b>4 090</b>	<b>781</b>	<b>192</b>	<b>47</b>
762	Electrical repair shops .....	4	1 107	195	58	13
7622	Radio and television repair shops .....	1	(D)	(D)	(D)	AA
7623, 9	Other electrical and electronic repair shops .....	3	(D)	(D)	(D)	AA
763	Watch, clock, and jewelry repair .....	—	—	—	—	—
764	Reupholstery and furniture repair .....	1	(D)	(D)	(D)	AA
769	Miscellaneous repair and related services .....	14	(D)	(D)	(D)	BB
<b>78, 79, 84</b>	<b>Amusement and recreation services, including motion pictures and museums</b> .....	<b>50</b>	<b>18 467</b>	<b>4 559</b>	<b>1 978</b>	<b>835</b>
781, 2	Motion picture production, distribution, and services .....	—	—	—	—	—
783	Motion picture theaters .....	3	(D)	(D)	(D)	CC
784	Video tape rental .....	8	1 717	368	93	37
792	Theatrical producers (except motion picture), bands, orchestras, and entertainers .....	3	710	104	6	3
793	Bowling centers .....	2	(D)	(D)	(D)	EE
79 ex. 792, 3; 84	Commercial sports and other amusement and recreation services, including museums .....	34	8 879	2 029	360	204
<b>80</b>	<b>Health services</b> .....	<b>287</b>	<b>205 299</b>	<b>75 257</b>	<b>15 522</b>	<b>2 393</b>
801	Offices and clinics of doctors of medicine .....	134	85 499	39 690	7 534	770
802	Offices and clinics of dentists .....	60	20 155	8 089	1 741	282
803	Offices and clinics of doctors of osteopathy .....	1	(D)	(D)	(D)	AA
804	Offices and clinics of other health practitioners .....	61	13 517	2 981	628	188
805	Nursing and personal care facilities .....	2	(D)	(D)	(D)	EE
806	Hospitals .....	1	(D)	(D)	(D)	FF
807, 8, 9	Other health services .....	28	(D)	(D)	(D)	EE
<b>81</b>	<b>Legal services</b> .....	<b>88</b>	<b>39 056</b>	<b>15 896</b>	<b>3 548</b>	<b>483</b>
<b>823, 4, 9</b>	<b>Selected educational services</b> .....	<b>2</b>	<b>(D)</b>	<b>(D)</b>	<b>(D)</b>	<b>AA</b>
<b>83</b>	<b>Social services</b> .....	<b>10</b>	<b>3 776</b>	<b>1 576</b>	<b>354</b>	<b>126</b>
835	Child day care services .....	3	1 155	441	104	41
832, 3, 6, 9	Other social services .....	7	2 621	1 135	250	85
<b>87 ex. 8733</b>	<b>Engineering, accounting, research, management, and related services (except noncommercial research organizations)</b> .....	<b>91</b>	<b>41 410</b>	<b>14 716</b>	<b>3 416</b>	<b>514</b>
871	Engineering, architectural, and surveying services .....	35	14 568	7 570	1 984	228
872	Accounting, auditing, and bookkeeping services .....	32	9 931	3 926	961	133
873 ex. 8733	Research, development, and testing services (except noncommercial research organizations) .....	—	—	—	—	—
874	Management and public relations services .....	24	16 911	3 220	471	153
<b>89</b>	<b>Services, n.e.c.</b> .....	<b>6</b>	<b>1 034</b>	<b>479</b>	<b>136</b>	<b>15</b>
<b>EAST BRUNSWICK TOWNSHIP</b>						
	<b>Total</b> .....	<b>599</b>	<b>354 954</b>	<b>136 549</b>	<b>29 170</b>	<b>5 429</b>
<b>70 ex. 704</b>	<b>Hotels, rooming houses, camps, and other lodging places (except membership lodging)</b> .....	<b>5</b>	<b>(D)</b>	<b>(D)</b>	<b>(D)</b>	<b>FF</b>
7011	Hotels and motels .....	4	(D)	(D)	(D)	FF
7011 pt.	Hotels .....	1	(D)	(D)	(D)	FF
7011 pt.	Motels, motor hotels, and tourist courts .....	3	2 255	503	103	48
702, 3	Other lodging places .....	1	(D)	(D)	(D)	AA
<b>72</b>	<b>Personal services</b> .....	<b>64</b>	<b>12 540</b>	<b>3 794</b>	<b>893</b>	<b>319</b>
721	Laundry, cleaning, and garment services .....	15	1 545	346	75	28
7211	Power laundries, family and commercial* .....	1	(D)	(D)	(D)	AA
7213	Linen supply* .....	1	(D)	(D)	(D)	AA
7215	Coin-operated laundries and drycleaning .....	1	(D)	(D)	(D)	AA
7216	Drycleaning plants, except rug cleaning* .....	7	996	177	39	15
7217	Carpet and upholstery cleaning .....	2	(D)	(D)	(D)	AA
7218	Industrial launderers* .....	—	—	—	—	—
7212, 9	Other laundry, cleaning, and garment services* .....	3	165	36	11	4
722	Photographic studios, portrait .....	5	1 241	284	66	22
723, 4	Beauty and barber shops .....	29	3 317	1 363	332	166
723	Beauty shops .....	24	2 865	1 219	297	128
724	Barber shops .....	5	452	144	35	38
725	Shoe repair shops and shoeshine parlors .....	1	(D)	(D)	(D)	AA
726	Funeral service and crematories .....	3	1 743	611	164	18
729	Miscellaneous personal services .....	11	(D)	(D)	(D)	BB

**Table 5. Summary Statistics for Firms Subject to Federal Income Tax for Places With 350 Establishments or More: 1992 — Con.**

[Includes only establishments with payroll. For meaning of abbreviations and symbols, see introductory text. For explanation of terms and comparability of 1987 and 1992 censuses, see appendix A. For information on geographic areas followed by ▲, see appendix F]

SIC code	Geographic area and kind of business or operation	Establishments (number)	Receipts (\$1,000)	Annual payroll (\$1,000)	First-quarter payroll (\$1,000)	Paid employees for pay period including March 12 (number)
<b>EAST BRUNSWICK TOWNSHIP — Con.</b>						
<b>73</b>	<b>Business services</b> .....	<b>146</b>	<b>116 389</b>	<b>49 930</b>	<b>11 263</b>	<b>1 932</b>
731	Advertising .....	13	23 362	2 170	403	46
732	Consumer credit reporting agencies, mercantile reporting agencies, and adjustment and collection agencies .....	1	(D)	(D)	(D)	BB
733	Mailing, reproduction, commercial art and photography, and stenographic services .....	13	12 240	4 453	1 011	184
734	Services to dwellings and other buildings .....	17	2 655	776	155	65
735	Miscellaneous equipment rental and leasing .....	6	1 797	702	165	28
736	Personnel supply services .....	24	32 172	24 829	5 535	1 142
737	Computer programming, data processing, and other computer related services .....	54	26 136	10 944	2 414	204
7371, 2, 3	Computer programming, prepackaged software, and integrated systems .....	31	(D)	(D)	(D)	CC
7374, 5, 6	Data processing services .....	8	5 732	2 930	523	54
7377, 8, 9	Computer rental and leasing, maintenance, and related services, n.e.c. ....	15	(D)	(D)	(D)	BB
738	Miscellaneous business services .....	18	(D)	(D)	(D)	CC
<b>75</b>	<b>Automotive repair, services, and parking</b> .....	<b>37</b>	<b>14 581</b>	<b>4 127</b>	<b>976</b>	<b>221</b>
751	Automotive rental and leasing, without drivers .....	4	1 191	291	72	11
752	Automobile parking .....	—	—	—	—	—
753	Automotive repair shops .....	26	11 169	3 155	740	170
7532	Top, body, and upholstery repair shops and paint shops .....	6	1 751	488	109	51
7538	General automotive repair shops .....	11	6 644	2 071	482	89
7533, 4, 6, 7, 9	Other automotive repair shops .....	9	2 774	596	149	30
754	Automotive services, except repair .....	7	2 221	681	164	40
<b>76</b>	<b>Miscellaneous repair services</b> .....	<b>12</b>	<b>7 519</b>	<b>1 507</b>	<b>332</b>	<b>42</b>
762	Electrical repair shops .....	7	5 380	781	191	25
7622	Radio and television repair shops .....	4	(D)	(D)	(D)	AA
7623, 9	Other electrical and electronic repair shops .....	3	(D)	(D)	(D)	AA
763	Watch, clock, and jewelry repair .....	—	—	—	—	—
764	Reupholstery and furniture repair .....	—	—	—	—	—
769	Miscellaneous repair and related services .....	5	2 139	726	141	17
<b>78, 79, 84</b>	<b>Amusement and recreation services, including motion pictures and museums</b> .....	<b>29</b>	<b>16 473</b>	<b>4 305</b>	<b>910</b>	<b>356</b>
781, 2	Motion picture production, distribution, and services .....	2	(D)	(D)	(D)	AA
783	Motion picture theaters .....	3	3 131	496	119	62
784	Video tape rental .....	3	(D)	(D)	(D)	BB
792	Theatrical producers (except motion picture), bands, orchestras, and entertainers .....	2	(D)	(D)	(D)	AA
793	Bowling centers .....	1	(D)	(D)	(D)	BB
79 ex. 792, 3; 84	Commercial sports and other amusement and recreation services, including museums .....	18	9 939	2 524	561	228
<b>80</b>	<b>Health services</b> .....	<b>151</b>	<b>89 808</b>	<b>36 713</b>	<b>7 490</b>	<b>967</b>
801	Offices and clinics of doctors of medicine .....	80	58 651	23 824	4 520	461
802	Offices and clinics of dentists .....	34	15 301	6 363	1 466	205
803	Offices and clinics of doctors of osteopathy .....	1	(D)	(D)	(D)	AA
804	Offices and clinics of other health practitioners .....	31	8 209	2 928	584	107
805	Nursing and personal care facilities .....	—	—	—	—	—
806	Hospitals .....	—	—	—	—	—
807, 8, 9	Other health services .....	5	(D)	(D)	(D)	CC
<b>81</b>	<b>Legal services</b> .....	<b>58</b>	<b>24 976</b>	<b>7 687</b>	<b>1 191</b>	<b>185</b>
<b>823, 4, 9</b>	<b>Selected educational services</b> .....	<b>8</b>	<b>(D)</b>	<b>(D)</b>	<b>(D)</b>	<b>CC</b>
<b>83</b>	<b>Social services</b> .....	<b>—</b>	<b>—</b>	<b>—</b>	<b>—</b>	<b>—</b>
835	Child day care services .....	—	—	—	—	—
832, 3, 6, 9	Other social services .....	—	—	—	—	—
<b>87 ex. 8733</b>	<b>Engineering, accounting, research, management, and related services (except noncommercial research organizations)</b> .....	<b>82</b>	<b>36 211</b>	<b>17 519</b>	<b>3 656</b>	<b>386</b>
871	Engineering, architectural, and surveying services .....	15	8 960	4 416	729	89
872	Accounting, auditing, and bookkeeping services .....	30	10 428	5 028	1 099	137
873 ex. 8733	Research, development, and testing services (except noncommercial research organizations) .....	5	3 814	1 138	278	54
874	Management and public relations services .....	32	13 009	6 937	1 550	106
<b>89</b>	<b>Services, n.e.c.</b> .....	<b>7</b>	<b>(D)</b>	<b>(D)</b>	<b>(D)</b>	<b>BB</b>

**Table 5. Summary Statistics for Firms Subject to Federal Income Tax for Places With 350 Establishments or More: 1992 — Con.**

[Includes only establishments with payroll. For meaning of abbreviations and symbols, see introductory text. For explanation of terms and comparability of 1987 and 1992 censuses, see appendix A. For information on geographic areas followed by ▲, see appendix F]

SIC code	Geographic area and kind of business or operation	Establishments (number)	Receipts (\$1,000)	Annual payroll (\$1,000)	First-quarter payroll (\$1,000)	Paid employees for pay period including March 12 (number)
<b>EDISON TOWNSHIP</b>						
	<b>Total</b> .....	<b>881</b>	<b>946 831</b>	<b>394 448</b>	<b>92 255</b>	<b>15 695</b>
<b>70 ex. 704</b>	<b>Hotels, rooming houses, camps, and other lodging places (except membership lodging)</b> .....	<b>15</b>	<b>(D)</b>	<b>(D)</b>	<b>(D)</b>	<b>FF</b>
7011	Hotels and motels .....	14	25 316	7 500	1 824	521
7011 pt.	Hotels .....	7	22 944	7 084	1 729	493
7011 pt.	Motels, motor hotels, and tourist courts .....	7	2 372	416	95	28
702, 3	Other lodging places .....	1	(D)	(D)	(D)	AA
<b>72</b>	<b>Personal services</b> .....	<b>86</b>	<b>16 063</b>	<b>4 777</b>	<b>1 131</b>	<b>449</b>
721	Laundry, cleaning, and garment services .....	24	3 147	601	150	80
7211	Power laundries, family and commercial* .....	1	(D)	(D)	(D)	AA
7213	Linen supply* .....	1	(D)	(D)	(D)	AA
7215	Coin-operated laundries and drycleaning .....	6	566	115	28	18
7216	Drycleaning plants, except rug cleaning* .....	12	1 737	255	62	28
7217	Carpet and upholstery cleaning .....	1	(D)	(D)	(D)	BB
7218	Industrial laundriers* .....	1	(D)	(D)	(D)	AA
7212, 9	Other laundry, cleaning, and garment services* .....	2	(D)	(D)	(D)	AA
722	Photographic studios, portrait .....	5	1 098	220	53	24
723, 4	Beauty and barber shops .....	41	5 428	2 041	448	209
723	Beauty shops .....	35	5 135	1 969	427	202
724	Barber shops .....	6	293	72	21	7
725	Shoe repair shops and shoeshine parlors .....	3	(D)	(D)	(D)	BB
726	Funeral service and crematories .....	2	(D)	(D)	(D)	AA
729	Miscellaneous personal services .....	11	(D)	(D)	(D)	CC
<b>73</b>	<b>Business services</b> .....	<b>256</b>	<b>383 937</b>	<b>182 337</b>	<b>42 726</b>	<b>9 377</b>
731	Advertising .....	9	17 628	5 956	1 163	103
732	Consumer credit reporting agencies, mercantile reporting agencies, and adjustment and collection agencies .....	10	13 711	7 510	1 654	291
733	Mailing, reproduction, commercial art and photography, and stenographic services .....	13	12 395	3 536	902	135
734	Services to dwellings and other buildings .....	34	27 767	17 403	4 224	1 493
735	Miscellaneous equipment rental and leasing .....	9	28 587	1 697	433	63
736	Personnel supply services .....	44	64 746	43 043	9 939	4 664
737	Computer programming, data processing, and other computer related services .....	101	177 578	81 036	19 096	1 634
7371, 2, 3	Computer programming, prepackaged software, and integrated systems .....	59	116 941	61 489	14 571	1 077
7374, 5, 6	Data processing services .....	7	7 367	3 496	1 024	167
7377, 8, 9	Computer rental and leasing, maintenance, and related services, n.e.c. ....	35	53 270	16 051	3 501	390
738	Miscellaneous business services .....	36	41 525	22 156	5 315	994
<b>75</b>	<b>Automotive repair, services, and parking</b> .....	<b>57</b>	<b>30 816</b>	<b>6 706</b>	<b>1 765</b>	<b>301</b>
751	Automotive rental and leasing, without drivers .....	9	14 290	2 260	624	82
752	Automobile parking .....	—	—	—	—	—
753	Automotive repair shops .....	41	14 907	3 964	1 021	178
7532	Top, body, and upholstery repair shops and paint shops .....	9	3 256	1 162	319	47
7538	General automotive repair shops .....	21	8 723	1 961	499	89
7533, 4, 6, 7, 9	Other automotive repair shops .....	11	2 928	841	203	42
754	Automotive services, except repair .....	7	1 619	482	120	41
<b>76</b>	<b>Miscellaneous repair services</b> .....	<b>25</b>	<b>9 433</b>	<b>2 961</b>	<b>854</b>	<b>105</b>
762	Electrical repair shops .....	7	2 474	973	215	32
7622	Radio and television repair shops .....	2	(D)	(D)	(D)	AA
7623, 9	Other electrical and electronic repair shops .....	5	(D)	(D)	(D)	AA
763	Watch, clock, and jewelry repair .....	2	(D)	(D)	(D)	AA
764	Reupholstery and furniture repair .....	—	—	—	—	—
769	Miscellaneous repair and related services .....	16	(D)	(D)	(D)	BB
<b>78, 79, 84</b>	<b>Amusement and recreation services, including motion pictures and museums</b> .....	<b>39</b>	<b>25 280</b>	<b>4 525</b>	<b>1 087</b>	<b>337</b>
781, 2	Motion picture production, distribution, and services .....	5	3 672	707	166	18
783	Motion picture theaters .....	2	(D)	(D)	(D)	BB
784	Video tape rental .....	8	2 771	452	123	58
792	Theatrical producers (except motion picture), bands, orchestras, and entertainers .....	3	(D)	(D)	(D)	AA
793	Bowling centers .....	1	(D)	(D)	(D)	BB
79 ex. 792, 3, 84	Commercial sports and other amusement and recreation services, including museums .....	20	9 085	2 092	486	155
<b>80</b>	<b>Health services</b> .....	<b>225</b>	<b>178 228</b>	<b>77 009</b>	<b>16 977</b>	<b>1 857</b>
801	Offices and clinics of doctors of medicine .....	129	105 017	50 158	9 500	777
802	Offices and clinics of dentists .....	45	22 438	9 505	1 790	302
803	Offices and clinics of doctors of osteopathy .....	1	(D)	(D)	(D)	AA
804	Offices and clinics of other health practitioners .....	29	9 867	3 114	582	129
805	Nursing and personal care facilities .....	2	(D)	(D)	(D)	EE
806	Hospitals .....	—	—	—	—	—
807, 8, 9	Other health services .....	19	(D)	(D)	(D)	EE
<b>81</b>	<b>Legal services</b> .....	<b>47</b>	<b>47 399</b>	<b>19 338</b>	<b>3 852</b>	<b>412</b>
<b>823, 4, 9</b>	<b>Selected educational services</b> .....	<b>13</b>	<b>13 224</b>	<b>5 920</b>	<b>1 405</b>	<b>261</b>

**Table 5. Summary Statistics for Firms Subject to Federal Income Tax for Places With 350 Establishments or More: 1992 — Con.**

[Includes only establishments with payroll. For meaning of abbreviations and symbols, see introductory text. For explanation of terms and comparability of 1987 and 1992 censuses, see appendix A. For information on geographic areas followed by ▲, see appendix F]

SIC code	Geographic area and kind of business or operation	Establishments (number)	Receipts (\$1,000)	Annual payroll (\$1,000)	First-quarter payroll (\$1,000)	Paid employees for pay period including March 12 (number)
<b>EDISON TOWNSHIP — Con.</b>						
<b>83</b>	<b>Social services</b> .....	<b>11</b>	<b>2 960</b>	<b>1 388</b>	<b>326</b>	<b>142</b>
835	Child day care services .....	7	1 990	1 098	258	99
832, 3, 6, 9	Other social services .....	4	970	290	68	43
<b>87 ex. 8733</b>	<b>Engineering, accounting, research, management, and related services (except noncommercial research organizations)</b> .....	<b>100</b>	<b>211 685</b>	<b>81 086</b>	<b>20 244</b>	<b>1 926</b>
871	Engineering, architectural, and surveying services .....	26	113 675	42 810	11 292	853
872	Accounting, auditing, and bookkeeping services .....	25	27 114	12 374	2 844	250
873 ex. 8733	Research, development, and testing services (except noncommercial research organizations) .....	10	33 878	14 178	3 494	541
874	Management and public relations services .....	39	37 018	11 724	2 614	282
<b>89</b>	<b>Services, n.e.c.</b> .....	<b>7</b>	<b>(D)</b>	<b>(D)</b>	<b>(D)</b>	<b>AA</b>
<b>ELIZABETH</b>						
	<b>Total</b> .....	<b>531</b>	<b>293 033</b>	<b>116 038</b>	<b>27 063</b>	<b>4 787</b>
<b>70 ex. 704</b>	<b>Hotels, rooming houses, camps, and other lodging places (except membership lodging)</b> .....	<b>19</b>	<b>(D)</b>	<b>(D)</b>	<b>(D)</b>	<b>FF</b>
7011	Hotels and motels .....	18	33 911	11 416	2 772	735
7011 pt.	Hotels .....	5	30 475	9 854	2 463	651
7011 pt.	Motels, motor hotels, and tourist courts .....	13	3 436	1 562	309	84
702, 3	Other lodging places .....	1	(D)	(D)	(D)	AA
<b>72</b>	<b>Personal services</b> .....	<b>66</b>	<b>16 956</b>	<b>5 700</b>	<b>1 294</b>	<b>303</b>
721	Laundry, cleaning, and garment services .....	18	10 048	3 838	891	184
7211	Power laundries, family and commercial* .....	—	—	—	—	—
7213	Linen supply* .....	1	(D)	(D)	(D)	AA
7215	Coin-operated laundries and drycleaning .....	9	1 235	293	50	25
7216	Drycleaning plants, except rug cleaning* .....	6	(D)	(D)	(D)	AA
7217	Carpet and upholstery cleaning .....	—	—	—	—	—
7218	Industrial laundriers* .....	1	(D)	(D)	(D)	CC
7212, 9	Other laundry, cleaning, and garment services* .....	1	(D)	(D)	(D)	AA
722	Photographic studios, portrait .....	1	(D)	(D)	(D)	AA
723, 4	Beauty and barber shops .....	32	2 199	768	180	76
723	Beauty shops .....	28	2 071	733	172	73
724	Barber shops .....	4	128	35	8	3
725	Shoe repair shops and shoeshine parlors .....	2	(D)	(D)	(D)	AA
726	Funeral service and crematories .....	10	4 120	851	174	29
729	Miscellaneous personal services .....	3	441	189	35	9
<b>73</b>	<b>Business services</b> .....	<b>63</b>	<b>54 556</b>	<b>25 674</b>	<b>6 309</b>	<b>1 466</b>
731	Advertising .....	2	(D)	(D)	(D)	AA
732	Consumer credit reporting agencies, mercantile reporting agencies, and adjustment and collection agencies .....	2	(D)	(D)	(D)	BB
733	Mailing, reproduction, commercial art and photography, and stenographic services .....	6	6 554	3 698	765	185
734	Services to dwellings and other buildings .....	19	2 262	1 009	278	144
735	Miscellaneous equipment rental and leasing .....	8	13 806	4 285	1 036	135
736	Personnel supply services .....	2	(D)	(D)	(D)	AA
737	Computer programming, data processing, and other computer related services .....	4	(D)	(D)	(D)	AA
7371, 2, 3	Computer programming, prepackaged software, and integrated systems .....	2	(D)	(D)	(D)	AA
7374, 5, 6	Data processing services .....	1	(D)	(D)	(D)	AA
7377, 8, 9	Computer rental and leasing, maintenance, and related services, n.e.c. .....	1	(D)	(D)	(D)	AA
738	Miscellaneous business services .....	20	28 857	15 199	3 849	943
<b>75</b>	<b>Automotive repair, services, and parking</b> .....	<b>76</b>	<b>41 925</b>	<b>13 560</b>	<b>2 712</b>	<b>436</b>
751	Automotive rental and leasing, without drivers .....	7	9 711	4 502	742	69
752	Automobile parking .....	—	—	—	—	—
753	Automotive repair shops .....	60	29 536	8 206	1 779	311
7532	Top, body, and upholstery repair shops and paint shops .....	22	6 252	1 572	383	78
7538	General automotive repair shops .....	25	8 370	2 543	642	103
7533, 4, 6, 7, 9	Other automotive repair shops .....	13	14 914	4 091	754	130
754	Automotive services, except repair .....	9	2 678	852	191	56
<b>76</b>	<b>Miscellaneous repair services</b> .....	<b>23</b>	<b>17 154</b>	<b>7 631</b>	<b>1 882</b>	<b>213</b>
762	Electrical repair shops .....	1	(D)	(D)	(D)	BB
7622	Radio and television repair shops .....	1	(D)	(D)	(D)	BB
7623, 9	Other electrical and electronic repair shops .....	—	—	—	—	—
763	Watch, clock, and jewelry repair .....	—	—	—	—	—
764	Reupholstery and furniture repair .....	3	202	39	5	2
769	Miscellaneous repair and related services .....	19	(D)	(D)	(D)	CC

**Table 5. Summary Statistics for Firms Subject to Federal Income Tax for Places With 350 Establishments or More: 1992 — Con.**

[Includes only establishments with payroll. For meaning of abbreviations and symbols, see introductory text. For explanation of terms and comparability of 1987 and 1992 censuses, see appendix A. For information on geographic areas followed by ▲, see appendix F]

SIC code	Geographic area and kind of business or operation	Establishments (number)	Receipts (\$1,000)	Annual payroll (\$1,000)	First-quarter payroll (\$1,000)	Paid employees for pay period including March 12 (number)
<b>ELIZABETH—Con.</b>						
<b>78, 79, 84</b>	<b>Amusement and recreation services, including motion pictures and museums</b> .....	<b>12</b>	<b>(D)</b>	<b>(D)</b>	<b>(D)</b>	<b>BB</b>
781, 2	Motion picture production, distribution, and services .....	4	(D)	(D)	(D)	AA
783	Motion picture theaters .....	2	(D)	(D)	(D)	AA
784	Video tape rental .....	3	(D)	(D)	(D)	AA
792	Theatrical producers (except motion picture), bands, orchestras, and entertainers .....	3	(D)	(D)	(D)	AA
793	Bowling centers .....	—	—	—	—	—
79 ex. 792, 3; 84	Commercial sports and other amusement and recreation services, including museums .....	—	—	—	—	—
<b>80</b>	<b>Health services</b> .....	<b>170</b>	<b>79 598</b>	<b>34 856</b>	<b>7 872</b>	<b>907</b>
801	Offices and clinics of doctors of medicine .....	96	47 822	21 673	4 748	397
802	Offices and clinics of dentists .....	42	11 812	4 014	879	184
803	Offices and clinics of doctors of osteopathy .....	1	(D)	(D)	(D)	AA
804	Offices and clinics of other health practitioners .....	22	8 906	4 310	1 093	91
805	Nursing and personal care facilities .....	2	(D)	(D)	(D)	CC
806	Hospitals .....	—	—	—	—	—
807, 8, 9	Other health services .....	7	(D)	(D)	(D)	BB
<b>81</b>	<b>Legal services</b> .....	<b>59</b>	<b>15 763</b>	<b>4 390</b>	<b>1 090</b>	<b>191</b>
<b>823, 4, 9</b>	<b>Selected educational services</b> .....	<b>8</b>	<b>10 076</b>	<b>4 052</b>	<b>867</b>	<b>94</b>
<b>83</b>	<b>Social services</b> .....	<b>2</b>	<b>(D)</b>	<b>(D)</b>	<b>(D)</b>	<b>AA</b>
835	Child day care services .....	—	—	—	—	—
832, 3, 6, 9	Other social services .....	2	(D)	(D)	(D)	AA
<b>87 ex. 8733</b>	<b>Engineering, accounting, research, management, and related services (except noncommercial research organizations)</b> .....	<b>33</b>	<b>19 158</b>	<b>7 332</b>	<b>2 086</b>	<b>392</b>
871	Engineering, architectural, and surveying services .....	12	6 130	2 786	880	117
872	Accounting, auditing, and bookkeeping services .....	15	10 810	3 605	1 053	257
873 ex. 8733	Research, development, and testing services (except noncommercial research organizations) .....	—	—	—	—	—
874	Management and public relations services .....	6	2 218	941	153	18
<b>89</b>	<b>Services, n.e.c.</b> .....	<b>—</b>	<b>—</b>	<b>—</b>	<b>—</b>	<b>—</b>
<b>ENGLEWOOD</b>						
	<b>Total</b> .....	<b>446</b>	<b>279 993</b>	<b>114 311</b>	<b>24 379</b>	<b>3 403</b>
<b>70 ex. 704</b>	<b>Hotels, rooming houses, camps, and other lodging places (except membership lodging)</b> .....	<b>1</b>	<b>(D)</b>	<b>(D)</b>	<b>(D)</b>	<b>BB</b>
7011	Hotels and motels .....	1	(D)	(D)	(D)	BB
7011 pt.	Hotels .....	1	(D)	(D)	(D)	BB
7011 pt.	Motels, motor hotels, and tourist courts .....	—	—	—	—	—
702, 3	Other lodging places .....	—	—	—	—	—
<b>72</b>	<b>Personal services</b> .....	<b>36</b>	<b>7 954</b>	<b>3 281</b>	<b>773</b>	<b>218</b>
721	Laundry, cleaning, and garment services .....	10	2 880	1 296	313	89
7211	Power laundries, family and commercial* .....	2	(D)	(D)	(D)	AA
7213	Linen supply* .....	—	—	—	—	—
7215	Coin-operated laundries and drycleaning .....	2	(D)	(D)	(D)	AA
7216	Drycleaning plants, except rug cleaning* .....	6	2 607	1 245	310	87
7217	Carpet and upholstery cleaning .....	—	—	—	—	—
7218	Industrial launderers* .....	—	—	—	—	—
7212, 9	Other laundry, cleaning, and garment services* .....	—	—	—	—	—
722	Photographic studios, portrait .....	1	(D)	(D)	(D)	AA
723, 4	Beauty and barber shops .....	20	3 063	1 434	336	97
723	Beauty shops .....	18	(D)	(D)	(D)	BB
724	Barber shops .....	2	(D)	(D)	(D)	AA
725	Shoe repair shops and shoeshine parlors .....	1	(D)	(D)	(D)	AA
726	Funeral service and crematories .....	3	(D)	(D)	(D)	AA
729	Miscellaneous personal services .....	1	(D)	(D)	(D)	BB
<b>73</b>	<b>Business services</b> .....	<b>78</b>	<b>54 097</b>	<b>21 588</b>	<b>4 867</b>	<b>871</b>
731	Advertising .....	11	5 228	1 700	394	37
732	Consumer credit reporting agencies, mercantile reporting agencies, and adjustment and collection agencies .....	1	(D)	(D)	(D)	AA
733	Mailing, reproduction, commercial art and photography, and stenographic services .....	10	8 881	2 535	545	50
734	Services to dwellings and other buildings .....	9	6 352	3 609	850	264
735	Miscellaneous equipment rental and leasing .....	2	(D)	(D)	(D)	AA
736	Personnel supply services .....	9	1 785	981	214	62
737	Computer programming, data processing, and other computer related services .....	18	9 117	3 569	704	77
7371, 2, 3	Computer programming, prepackaged software, and integrated systems .....	9	7 484	2 906	581	55
7374, 5, 6	Data processing services .....	2	(D)	(D)	(D)	AA
7377, 8, 9	Computer rental and leasing, maintenance, and related services, n.e.c. .....	7	(D)	(D)	(D)	AA
738	Miscellaneous business services .....	18	(D)	(D)	(D)	EE

**Table 5. Summary Statistics for Firms Subject to Federal Income Tax for Places With 350 Establishments or More: 1992 — Con.**

[Includes only establishments with payroll. For meaning of abbreviations and symbols, see introductory text. For explanation of terms and comparability of 1987 and 1992 censuses, see appendix A. For information on geographic areas followed by ▲, see appendix F]

SIC code	Geographic area and kind of business or operation	Establishments (number)	Receipts (\$1,000)	Annual payroll (\$1,000)	First-quarter payroll (\$1,000)	Paid employees for pay period including March 12 (number)
<b>ENGLEWOOD—Con.</b>						
<b>75</b>	<b>Automotive repair, services, and parking</b> .....	<b>27</b>	<b>9 532</b>	<b>2 260</b>	<b>562</b>	<b>105</b>
751	Automotive rental and leasing, without drivers .....	1	(D)	(D)	(D)	AA
752	Automobile parking .....	—	—	—	—	—
753	Automotive repair shops .....	22	(D)	(D)	(D)	BB
7532	Top, body, and upholstery repair shops and paint shops .....	8	2 962	808	194	34
7538	General automotive repair shops .....	7	2 749	676	171	28
7533, 4, 6, 7, 9	Other automotive repair shops .....	7	(D)	(D)	(D)	BB
754	Automotive services, except repair .....	4	(D)	(D)	(D)	AA
<b>76</b>	<b>Miscellaneous repair services</b> .....	<b>7</b>	<b>2 350</b>	<b>670</b>	<b>138</b>	<b>29</b>
762	Electrical repair shops .....	3	(D)	(D)	(D)	AA
7622	Radio and television repair shops .....	1	(D)	(D)	(D)	AA
7623, 9	Other electrical and electronic repair shops .....	2	(D)	(D)	(D)	AA
763	Watch, clock, and jewelry repair .....	—	—	—	—	—
764	Reupholstery and furniture repair .....	—	—	—	—	—
769	Miscellaneous repair and related services .....	4	(D)	(D)	(D)	AA
<b>78, 79, 84</b>	<b>Amusement and recreation services, including motion pictures and museums</b> .....	<b>17</b>	<b>9 122</b>	<b>3 212</b>	<b>438</b>	<b>90</b>
781, 2	Motion picture production, distribution, and services .....	—	—	—	—	—
783	Motion picture theaters .....	—	—	—	—	—
784	Video tape rental .....	1	(D)	(D)	(D)	AA
792	Theatrical producers (except motion picture), bands, orchestras, and entertainers .....	9	6 182	2 314	228	34
793	Bowling centers .....	—	—	—	—	—
79 ex. 792, 3; 84	Commercial sports and other amusement and recreation services, including museums .....	7	(D)	(D)	(D)	BB
<b>80</b>	<b>Health services</b> .....	<b>189</b>	<b>132 834</b>	<b>62 418</b>	<b>13 008</b>	<b>1 449</b>
801	Offices and clinics of doctors of medicine .....	129	93 162	47 084	9 322	709
802	Offices and clinics of dentists .....	19	7 036	2 389	775	80
803	Offices and clinics of doctors of osteopathy .....	2	(D)	(D)	(D)	AA
804	Offices and clinics of other health practitioners .....	27	9 619	3 473	831	229
805	Nursing and personal care facilities .....	1	(D)	(D)	(D)	BB
806	Hospitals .....	—	—	—	—	—
807, 8, 9	Other health services .....	11	(D)	(D)	(D)	EE
<b>81</b>	<b>Legal services</b> .....	<b>35</b>	<b>11 197</b>	<b>2 936</b>	<b>640</b>	<b>85</b>
<b>823, 4, 9</b>	<b>Selected educational services</b> .....	<b>3</b>	<b>(D)</b>	<b>(D)</b>	<b>(D)</b>	<b>AA</b>
<b>83</b>	<b>Social services</b> .....	<b>5</b>	<b>789</b>	<b>251</b>	<b>57</b>	<b>28</b>
835	Child day care services .....	3	(D)	(D)	(D)	BB
832, 3, 6, 9	Other social services .....	2	(D)	(D)	(D)	AA
<b>87 ex. 8733</b>	<b>Engineering, accounting, research, management, and related services (except noncommercial research organizations)</b> .....	<b>45</b>	<b>45 594</b>	<b>15 274</b>	<b>3 278</b>	<b>408</b>
871	Engineering, architectural, and surveying services .....	13	19 539	5 970	1 344	155
872	Accounting, auditing, and bookkeeping services .....	6	3 974	1 399	301	40
873 ex. 8733	Research, development, and testing services (except noncommercial research organizations) .....	4	12 481	3 686	958	112
874	Management and public relations services .....	22	9 600	4 219	675	101
<b>89</b>	<b>Services, n.e.c.</b> .....	<b>3</b>	<b>(D)</b>	<b>(D)</b>	<b>(D)</b>	<b>AA</b>
<b>EVESHAM TOWNSHIP</b>						
	<b>Total</b> .....	<b>405</b>	<b>491 264</b>	<b>173 921</b>	<b>40 390</b>	<b>5 844</b>
<b>70 ex. 704</b>	<b>Hotels, rooming houses, camps, and other lodging places (except membership lodging)</b> .....	<b>1</b>	<b>(D)</b>	<b>(D)</b>	<b>(D)</b>	<b>AA</b>
7011	Hotels and motels .....	—	—	—	—	—
7011 pt.	Hotels .....	—	—	—	—	—
7011 pt.	Motels, motor hotels, and tourist courts .....	—	—	—	—	—
702, 3	Other lodging places .....	1	(D)	(D)	(D)	AA
<b>72</b>	<b>Personal services</b> .....	<b>41</b>	<b>9 990</b>	<b>3 765</b>	<b>845</b>	<b>312</b>
721	Laundry, cleaning, and garment services .....	9	1 746	506	118	42
7211	Power laundries, family and commercial* .....	—	—	—	—	—
7213	Linen supply* .....	—	—	—	—	—
7215	Coin-operated laundries and drycleaning .....	2	(D)	(D)	(D)	AA
7216	Drycleaning plants, except rug cleaning* .....	3	981	331	73	25
7217	Carpet and upholstery cleaning .....	2	(D)	(D)	(D)	AA
7218	Industrial launderers* .....	—	—	—	—	—
7212, 9	Other laundry, cleaning, and garment services* .....	2	(D)	(D)	(D)	AA
722	Photographic studios, portrait .....	3	(D)	(D)	(D)	BB
723, 4	Beauty and barber shops .....	25	3 995	1 826	395	183
723	Beauty shops .....	22	3 735	1 692	363	172
724	Barber shops .....	3	260	134	32	11
725	Shoe repair shops and shoeshine parlors .....	—	—	—	—	—
726	Funeral service and crematories .....	1	(D)	(D)	(D)	AA
729	Miscellaneous personal services .....	3	433	207	38	5



**Table 5. Summary Statistics for Firms Subject to Federal Income Tax for Places With 350 Establishments or More: 1992 — Con.**

[Includes only establishments with payroll. For meaning of abbreviations and symbols, see introductory text. For explanation of terms and comparability of 1987 and 1992 censuses, see appendix A. For information on geographic areas followed by ▲, see appendix F]

SIC code	Geographic area and kind of business or operation	Establishments (number)	Receipts (\$1,000)	Annual payroll (\$1,000)	First-quarter payroll (\$1,000)	Paid employees for pay period including March 12 (number)
<b>EVESHAM TOWNSHIP—Con.</b>						
<b>73</b>	<b>Business services</b> .....	<b>108</b>	<b>172 115</b>	<b>67 421</b>	<b>16 408</b>	<b>2 697</b>
731	Advertising .....	3	(D)	(D)	(D)	CC
732	Consumer credit reporting agencies, mercantile reporting agencies, and adjustment and collection agencies .....	—	—	—	—	—
733	Mailing, reproduction, commercial art and photography, and stenographic services .....	4	2 352	200	31	16
734	Services to dwellings and other buildings .....	24	5 948	3 369	700	391
735	Miscellaneous equipment rental and leasing .....	4	1 993	643	133	27
736	Personnel supply services .....	20	9 240	5 795	1 405	731
737	Computer programming, data processing, and other computer related services .....	32	121 251	49 378	12 122	1 125
7371, 2, 3	Computer programming, prepackaged software, and integrated systems .....	18	(D)	(D)	(D)	BB
7374, 5, 6	Data processing services .....	3	(D)	(D)	(D)	FF
7377, 8, 9	Computer rental and leasing, maintenance, and related services, n.e.c. ....	11	(D)	(D)	(D)	BB
738	Miscellaneous business services .....	21	(D)	(D)	(D)	CC
<b>75</b>	<b>Automotive repair, services, and parking</b> .....	<b>9</b>	<b>4 201</b>	<b>1 078</b>	<b>268</b>	<b>45</b>
751	Automotive rental and leasing, without drivers .....	1	(D)	(D)	(D)	AA
752	Automobile parking .....	—	—	—	—	—
753	Automotive repair shops .....	7	(D)	(D)	(D)	BB
7532	Top, body, and upholstery repair shops and paint shops .....	2	(D)	(D)	(D)	AA
7538	General automotive repair shops .....	1	(D)	(D)	(D)	AA
7533, 4, 6, 7, 9	Other automotive repair shops .....	4	769	222	56	11
754	Automotive services, except repair .....	1	(D)	(D)	(D)	AA
<b>76</b>	<b>Miscellaneous repair services</b> .....	<b>6</b>	<b>(D)</b>	<b>(D)</b>	<b>(D)</b>	<b>CC</b>
762	Electrical repair shops .....	2	(D)	(D)	(D)	BB
7622	Radio and television repair shops .....	1	(D)	(D)	(D)	BB
7623, 9	Other electrical and electronic repair shops .....	1	(D)	(D)	(D)	AA
763	Watch, clock, and jewelry repair .....	—	—	—	—	—
764	Reupholstery and furniture repair .....	—	—	—	—	—
769	Miscellaneous repair and related services .....	4	(D)	(D)	(D)	BB
<b>78, 79, 84</b>	<b>Amusement and recreation services, including motion pictures and museums</b> .....	<b>24</b>	<b>19 851</b>	<b>4 857</b>	<b>984</b>	<b>317</b>
781, 2	Motion picture production, distribution, and services .....	2	(D)	(D)	(D)	BB
783	Motion picture theaters .....	1	(D)	(D)	(D)	BB
784	Video tape rental .....	6	(D)	(D)	(D)	BB
792	Theatrical producers (except motion picture), bands, orchestras, and entertainers .....	—	—	—	—	—
793	Bowling centers .....	—	—	—	—	—
79 ex. 792, 3; 84	Commercial sports and other amusement and recreation services, including museums .....	15	7 336	2 126	335	155
<b>80</b>	<b>Health services</b> .....	<b>120</b>	<b>92 720</b>	<b>33 548</b>	<b>6 968</b>	<b>953</b>
801	Offices and clinics of doctors of medicine .....	40	43 920	19 564	3 786	306
802	Offices and clinics of dentists .....	34	13 607	5 668	1 208	202
803	Offices and clinics of doctors of osteopathy .....	9	2 946	1 267	266	36
804	Offices and clinics of other health practitioners .....	24	5 353	1 952	466	98
805	Nursing and personal care facilities .....	1	(D)	(D)	(D)	CC
806	Hospitals .....	—	—	—	—	—
807, 8, 9	Other health services .....	12	(D)	(D)	(D)	CC
<b>81</b>	<b>Legal services</b> .....	<b>26</b>	<b>27 272</b>	<b>13 907</b>	<b>2 933</b>	<b>312</b>
<b>823, 4, 9</b>	<b>Selected educational services</b> .....	<b>7</b>	<b>(D)</b>	<b>(D)</b>	<b>(D)</b>	<b>BB</b>
<b>83</b>	<b>Social services</b> .....	<b>10</b>	<b>3 635</b>	<b>1 427</b>	<b>315</b>	<b>115</b>
835	Child day care services .....	4	2 079	1 038	203	97
832, 3, 6, 9	Other social services .....	6	1 556	389	112	18
<b>87 ex. 8733</b>	<b>Engineering, accounting, research, management, and related services (except noncommercial research organizations)</b> .....	<b>51</b>	<b>142 237</b>	<b>41 908</b>	<b>10 241</b>	<b>877</b>
871	Engineering, architectural, and surveying services .....	10	(D)	(D)	(D)	EE
872	Accounting, auditing, and bookkeeping services .....	17	(D)	(D)	(D)	CC
873 ex. 8733	Research, development, and testing services (except noncommercial research organizations) .....	4	12 592	4 704	1 039	133
874	Management and public relations services .....	20	14 978	8 056	1 550	144
<b>89</b>	<b>Services, n.e.c.</b> .....	<b>2</b>	<b>(D)</b>	<b>(D)</b>	<b>(D)</b>	<b>AA</b>

**Table 5. Summary Statistics for Firms Subject to Federal Income Tax for Places With 350 Establishments or More: 1992 — Con.**

[Includes only establishments with payroll. For meaning of abbreviations and symbols, see introductory text. For explanation of terms and comparability of 1987 and 1992 censuses, see appendix A. For information on geographic areas followed by ▲, see appendix F]

SIC code	Geographic area and kind of business or operation	Establishments (number)	Receipts (\$1,000)	Annual payroll (\$1,000)	First-quarter payroll (\$1,000)	Paid employees for pay period including March 12 (number)
	<b>FAIR LAWN</b>					
	<b>Total</b> .....	<b>483</b>	<b>268 399</b>	<b>123 327</b>	<b>24 847</b>	<b>3 481</b>
<b>70 ex. 704</b>	<b>Hotels, rooming houses, camps, and other lodging places (except membership lodging)</b> .....	<b>1</b>	<b>(D)</b>	<b>(D)</b>	<b>(D)</b>	<b>AA</b>
7011	Hotels and motels .....	1	(D)	(D)	(D)	AA
7011 pt.	Hotels .....	—	—	—	—	—
7011 pt.	Motels, motor hotels, and tourist courts .....	1	(D)	(D)	(D)	AA
702, 3	Other lodging places .....	—	—	—	—	—
<b>72</b>	<b>Personal services</b> .....	<b>62</b>	<b>11 107</b>	<b>4 386</b>	<b>982</b>	<b>332</b>
721	Laundry, cleaning, and garment services .....	16	2 890	1 008	204	76
7211	Power laundries, family and commercial* .....	—	—	—	—	—
7213	Linen supply* .....	—	—	—	—	—
7215	Coin-operated laundries and drycleaning .....	6	1 076	371	72	28
7216	Drycleaning plants, except rug cleaning* .....	5	1 067	462	104	38
7217	Carpet and upholstery cleaning .....	2	(D)	(D)	(D)	AA
7218	Industrial laundriers* .....	—	—	—	—	—
7212, 9	Other laundry, cleaning, and garment services* .....	3	(D)	(D)	(D)	AA
722	Photographic studios, portrait .....	2	(D)	(D)	(D)	BB
723, 4	Beauty and barber shops .....	35	4 080	1 784	422	176
723	Beauty shops .....	32	(D)	(D)	(D)	CC
724	Barber shops .....	3	(D)	(D)	(D)	BB
725	Shoe repair shops and shoeshine parlors .....	2	(D)	(D)	(D)	AA
726	Funeral service and crematories .....	2	(D)	(D)	(D)	AA
729	Miscellaneous personal services .....	5	1 360	449	102	32
<b>73</b>	<b>Business services</b> .....	<b>103</b>	<b>58 327</b>	<b>19 214</b>	<b>4 199</b>	<b>718</b>
731	Advertising .....	6	4 051	1 622	355	59
732	Consumer credit reporting agencies, mercantile reporting agencies, and adjustment and collection agencies .....	7	1 571	324	139	30
733	Mailing, reproduction, commercial art and photography, and stenographic services .....	12	2 275	488	109	20
734	Services to dwellings and other buildings .....	9	682	382	69	32
735	Miscellaneous equipment rental and leasing .....	3	630	153	13	3
736	Personnel supply services .....	7	2 330	1 314	262	77
737	Computer programming, data processing, and other computer related services .....	43	15 110	5 655	1 416	153
7371, 2, 3	Computer programming, prepackaged software, and integrated systems .....	25	8 452	4 067	1 013	100
7374, 5, 6	Data processing services .....	4	(D)	(D)	(D)	AA
7377, 8, 9	Computer rental and leasing, maintenance, and related services, n.e.c. ....	14	(D)	(D)	(D)	BB
738	Miscellaneous business services .....	16	31 678	9 276	1 836	344
<b>75</b>	<b>Automotive repair, services, and parking</b> .....	<b>15</b>	<b>7 191</b>	<b>1 956</b>	<b>626</b>	<b>95</b>
751	Automotive rental and leasing, without drivers .....	2	(D)	(D)	(D)	BB
752	Automobile parking .....	—	—	—	—	—
753	Automotive repair shops .....	10	3 816	1 329	373	51
7532	Top, body, and upholstery repair shops and paint shops .....	2	(D)	(D)	(D)	BB
7538	General automotive repair shops .....	6	1 960	641	147	25
7533, 4, 6, 7, 9	Other automotive repair shops .....	2	(D)	(D)	(D)	AA
754	Automotive services, except repair .....	3	(D)	(D)	(D)	AA
<b>76</b>	<b>Miscellaneous repair services</b> .....	<b>13</b>	<b>3 420</b>	<b>892</b>	<b>141</b>	<b>33</b>
762	Electrical repair shops .....	8	(D)	(D)	(D)	AA
7622	Radio and television repair shops .....	3	125	31	7	4
7623, 9	Other electrical and electronic repair shops .....	5	(D)	(D)	(D)	AA
763	Watch, clock, and jewelry repair .....	—	—	—	—	—
764	Reupholstery and furniture repair .....	—	—	—	—	—
769	Miscellaneous repair and related services .....	5	(D)	(D)	(D)	AA
<b>78, 79, 84</b>	<b>Amusement and recreation services, including motion pictures and museums</b> .....	<b>22</b>	<b>5 262</b>	<b>1 373</b>	<b>274</b>	<b>114</b>
781, 2	Motion picture production, distribution, and services .....	3	(D)	(D)	(D)	AA
783	Motion picture theaters .....	1	(D)	(D)	(D)	AA
784	Video tape rental .....	3	(D)	(D)	(D)	AA
792	Theatrical producers (except motion picture), bands, orchestras, and entertainers .....	4	370	155	48	4
793	Bowling centers .....	1	(D)	(D)	(D)	BB
79 ex. 792, 3, 84	Commercial sports and other amusement and recreation services, including museums .....	10	1 659	339	88	51
<b>80</b>	<b>Health services</b> .....	<b>154</b>	<b>110 174</b>	<b>64 581</b>	<b>11 824</b>	<b>1 288</b>
801	Offices and clinics of doctors of medicine .....	83	52 997	26 151	5 234	443
802	Offices and clinics of dentists .....	36	11 881	5 505	1 094	188
803	Offices and clinics of doctors of osteopathy .....	3	1 546	424	107	13
804	Offices and clinics of other health practitioners .....	23	5 102	1 490	333	63
805	Nursing and personal care facilities .....	1	(D)	(D)	(D)	CC
806	Hospitals .....	—	—	—	—	—
807, 8, 9	Other health services .....	8	(D)	(D)	(D)	EE
<b>81</b>	<b>Legal services</b> .....	<b>30</b>	<b>9 348</b>	<b>4 185</b>	<b>855</b>	<b>108</b>
<b>823, 4, 9</b>	<b>Selected educational services</b> .....	<b>4</b>	<b>739</b>	<b>353</b>	<b>80</b>	<b>39</b>

**Table 5. Summary Statistics for Firms Subject to Federal Income Tax for Places With 350 Establishments or More: 1992 — Con.**

[Includes only establishments with payroll. For meaning of abbreviations and symbols, see introductory text. For explanation of terms and comparability of 1987 and 1992 censuses, see appendix A. For information on geographic areas followed by ▲, see appendix F]

SIC code	Geographic area and kind of business or operation	Establishments (number)	Receipts (\$1,000)	Annual payroll (\$1,000)	First-quarter payroll (\$1,000)	Paid employees for pay period including March 12 (number)
<b>FAIR LAWN — Con.</b>						
<b>83</b>	<b>Social services</b> .....	<b>6</b>	<b>435</b>	<b>255</b>	<b>68</b>	<b>25</b>
835	Child day care services .....	5	(D)	(D)	(D)	BB
832, 3, 6, 9	Other social services .....	1	(D)	(D)	(D)	AA
<b>87 ex. 8733</b>	<b>Engineering, accounting, research, management, and related services (except noncommercial research organizations)</b> .....	<b>71</b>	<b>61 494</b>	<b>25 879</b>	<b>5 750</b>	<b>714</b>
871	Engineering, architectural, and surveying services .....	16	(D)	(D)	(D)	CC
872	Accounting, auditing, and bookkeeping services .....	29	15 076	7 939	1 891	174
873 ex. 8733	Research, development, and testing services (except noncommercial research organizations) .....	2	(D)	(D)	(D)	AA
874	Management and public relations services .....	24	36 211	11 609	2 565	381
<b>89</b>	<b>Services, n.e.c.</b> .....	<b>2</b>	<b>(D)</b>	<b>(D)</b>	<b>(D)</b>	<b>AA</b>
<b>FORT LEE</b>						
<b>Total</b> .....		<b>620</b>	<b>404 150</b>	<b>140 061</b>	<b>30 323</b>	<b>4 089</b>
<b>70 ex. 704</b>	<b>Hotels, rooming houses, camps, and other lodging places (except membership lodging)</b> .....	<b>9</b>	<b>9 427</b>	<b>4 443</b>	<b>1 055</b>	<b>257</b>
7011	Hotels and motels .....	9	9 427	4 443	1 055	257
7011 pt.	Hotels .....	4	(D)	(D)	(D)	CC
7011 pt.	Motels, motor hotels, and tourist courts .....	5	(D)	(D)	(D)	BB
702, 3	Other lodging places .....	—	—	—	—	—
<b>72</b>	<b>Personal services</b> .....	<b>74</b>	<b>11 272</b>	<b>3 823</b>	<b>913</b>	<b>334</b>
721	Laundry, cleaning, and garment services .....	16	3 070	1 034	229	97
7211	Power laundries, family and commercial* .....	—	—	—	—	—
7213	Linen supply* .....	—	—	—	—	—
7215	Coin-operated laundries and drycleaning .....	3	(D)	(D)	(D)	AA
7216	Drycleaning plants, except rug cleaning* .....	9	2 285	899	204	83
7217	Carpet and upholstery cleaning .....	—	—	—	—	—
7218	Industrial laundriers* .....	—	—	—	—	—
7212, 9	Other laundry, cleaning, and garment services* .....	4	(D)	(D)	(D)	AA
722	Photographic studios, portrait .....	1	(D)	(D)	(D)	AA
723, 4	Beauty and barber shops .....	45	5 492	2 050	518	181
723	Beauty shops .....	42	5 326	1 997	504	178
724	Barber shops .....	3	166	53	14	3
725	Shoe repair shops and shoeshine parlors .....	2	(D)	(D)	(D)	AA
726	Funeral service and crematories .....	2	(D)	(D)	(D)	AA
729	Miscellaneous personal services .....	8	1 102	346	88	43
<b>73</b>	<b>Business services</b> .....	<b>133</b>	<b>102 826</b>	<b>43 152</b>	<b>9 928</b>	<b>1 221</b>
731	Advertising .....	12	15 207	6 677	1 623	107
732	Consumer credit reporting agencies, mercantile reporting agencies, and adjustment and collection agencies .....	3	(D)	(D)	(D)	AA
733	Mailing, reproduction, commercial art and photography, and stenographic services .....	10	8 214	1 771	349	34
734	Services to dwellings and other buildings .....	10	3 342	744	140	33
735	Miscellaneous equipment rental and leasing .....	5	(D)	(D)	(D)	AA
736	Personnel supply services .....	19	9 703	4 824	1 246	306
737	Computer programming, data processing, and other computer related services .....	40	44 831	22 549	5 019	417
7371, 2, 3	Computer programming, prepackaged software, and integrated systems .....	27	29 217	15 265	3 669	312
7374, 5, 6	Data processing services .....	5	4 467	1 845	439	39
7377, 8, 9	Computer rental and leasing, maintenance, and related services, n.e.c. ....	8	11 147	5 439	911	66
738	Miscellaneous business services .....	34	15 964	5 948	1 377	302
<b>75</b>	<b>Automotive repair, services, and parking</b> .....	<b>27</b>	<b>11 676</b>	<b>1 860</b>	<b>474</b>	<b>94</b>
751	Automotive rental and leasing, without drivers .....	4	5 272	438	105	19
752	Automobile parking .....	3	(D)	(D)	(D)	AA
753	Automotive repair shops .....	16	4 923	1 008	247	45
7532	Top, body, and upholstery repair shops and paint shops .....	8	(D)	(D)	(D)	BB
7538	General automotive repair shops .....	7	2 610	429	83	14
7533, 4, 6, 7, 9	Other automotive repair shops .....	1	(D)	(D)	(D)	AA
754	Automotive services, except repair .....	4	(D)	(D)	(D)	AA
<b>76</b>	<b>Miscellaneous repair services</b> .....	<b>6</b>	<b>726</b>	<b>191</b>	<b>47</b>	<b>12</b>
762	Electrical repair shops .....	3	(D)	(D)	(D)	AA
7622	Radio and television repair shops .....	2	(D)	(D)	(D)	AA
7623, 9	Other electrical and electronic repair shops .....	1	(D)	(D)	(D)	AA
763	Watch, clock, and jewelry repair .....	—	—	—	—	—
764	Reupholstery and furniture repair .....	—	—	—	—	—
769	Miscellaneous repair and related services .....	3	(D)	(D)	(D)	AA

**Table 5. Summary Statistics for Firms Subject to Federal Income Tax for Places With 350 Establishments or More: 1992 — Con.**

[Includes only establishments with payroll. For meaning of abbreviations and symbols, see introductory text. For explanation of terms and comparability of 1987 and 1992 censuses, see appendix A. For information on geographic areas followed by ▲, see appendix F]

SIC code	Geographic area and kind of business or operation	Establishments (number)	Receipts (\$1,000)	Annual payroll (\$1,000)	First-quarter payroll (\$1,000)	Paid employees for pay period including March 12 (number)
	<b>FORT LEE — Con.</b>					
<b>78, 79, 84</b>	<b>Amusement and recreation services, including motion pictures and museums</b> .....	<b>33</b>	<b>28 307</b>	<b>6 491</b>	<b>1 156</b>	<b>125</b>
781, 2	Motion picture production, distribution, and services .....	5	1 997	704	176	25
783	Motion picture theaters .....	1	(D)	(D)	(D)	AA
784	Video tape rental .....	3	(D)	(D)	(D)	AA
792	Theatrical producers (except motion picture), bands, orchestras, and entertainers .....	10	21 438	4 880	838	53
793	Bowling centers .....	—	—	—	—	—
79 ex. 792, 3; 84	Commercial sports and other amusement and recreation services, including museums .....	14	3 651	698	89	25
<b>80</b>	<b>Health services</b> .....	<b>156</b>	<b>65 219</b>	<b>24 607</b>	<b>4 805</b>	<b>767</b>
801	Offices and clinics of doctors of medicine .....	57	34 376	13 932	2 216	239
802	Offices and clinics of dentists .....	60	20 372	6 884	1 559	254
803	Offices and clinics of doctors of osteopathy .....	3	298	37	15	5
804	Offices and clinics of other health practitioners .....	26	5 613	1 612	376	47
805	Nursing and personal care facilities .....	1	(D)	(D)	(D)	AA
806	Hospitals .....	—	—	—	—	—
807, 8, 9	Other health services .....	9	(D)	(D)	(D)	CC
<b>81</b>	<b>Legal services</b> .....	<b>48</b>	<b>20 040</b>	<b>5 019</b>	<b>1 155</b>	<b>178</b>
<b>823, 4, 9</b>	<b>Selected educational services</b> .....	<b>7</b>	<b>1 886</b>	<b>785</b>	<b>199</b>	<b>27</b>
<b>83</b>	<b>Social services</b> .....	<b>9</b>	<b>12 615</b>	<b>3 133</b>	<b>539</b>	<b>171</b>
835	Child day care services .....	7	(D)	(D)	(D)	BB
832, 3, 6, 9	Other social services .....	2	(D)	(D)	(D)	BB
<b>87 ex. 8733</b>	<b>Engineering, accounting, research, management, and related services (except noncommercial research organizations)</b> .....	<b>111</b>	<b>137 151</b>	<b>44 955</b>	<b>10 013</b>	<b>900</b>
871	Engineering, architectural, and surveying services .....	15	3 724	1 429	327	43
872	Accounting, auditing, and bookkeeping services .....	29	11 829	5 221	1 227	131
873 ex. 8733	Research, development, and testing services (except noncommercial research organizations) .....	7	15 081	4 423	1 138	104
874	Management and public relations services .....	60	106 517	33 882	7 321	622
<b>89</b>	<b>Services, n.e.c.</b> .....	<b>7</b>	<b>3 005</b>	<b>1 602</b>	<b>39</b>	<b>3</b>
	<b>FRANKLIN TOWNSHIP (SOMERSET COUNTY)</b>					
	<b>Total</b> .....	<b>454</b>	<b>599 490</b>	<b>210 490</b>	<b>50 142</b>	<b>7 560</b>
<b>70 ex. 704</b>	<b>Hotels, rooming houses, camps, and other lodging places (except membership lodging)</b> .....	<b>7</b>	<b>32 326</b>	<b>11 212</b>	<b>2 582</b>	<b>845</b>
7011	Hotels and motels .....	7	32 326	11 212	2 582	845
7011 pt.	Hotels .....	5	(D)	(D)	(D)	FF
7011 pt.	Motels, motor hotels, and tourist courts .....	2	(D)	(D)	(D)	BB
702, 3	Other lodging places .....	—	—	—	—	—
<b>72</b>	<b>Personal services</b> .....	<b>45</b>	<b>7 047</b>	<b>2 710</b>	<b>587</b>	<b>200</b>
721	Laundry, cleaning, and garment services .....	18	2 628	532	128	48
7211	Power laundries, family and commercial* .....	1	(D)	(D)	(D)	AA
7213	Linen supply* .....	—	—	—	—	—
7215	Coin-operated laundries and drycleaning .....	4	439	83	20	11
7216	Drycleaning plants, except rug cleaning* .....	10	1 541	302	65	25
7217	Carpet and upholstery cleaning .....	—	—	—	—	—
7218	Industrial launderers* .....	—	—	—	—	—
7212, 9	Other laundry, cleaning, and garment services* .....	3	(D)	(D)	(D)	AA
722	Photographic studios, portrait .....	1	(D)	(D)	(D)	AA
723, 4	Beauty and barber shops .....	20	3 023	1 565	367	131
723	Beauty shops .....	19	(D)	(D)	(D)	CC
724	Barber shops .....	1	(D)	(D)	(D)	AA
725	Shoe repair shops and shoeshine parlors .....	—	—	—	—	—
726	Funeral service and crematories .....	1	(D)	(D)	(D)	AA
729	Miscellaneous personal services .....	5	(D)	(D)	(D)	AA
<b>73</b>	<b>Business services</b> .....	<b>129</b>	<b>318 639</b>	<b>112 068</b>	<b>27 430</b>	<b>3 818</b>
731	Advertising .....	12	30 644	8 073	1 894	234
732	Consumer credit reporting agencies, mercantile reporting agencies, and adjustment and collection agencies .....	2	(D)	(D)	(D)	AA
733	Mailing, reproduction, commercial art and photography, and stenographic services .....	10	4 331	842	204	21
734	Services to dwellings and other buildings .....	10	(D)	(D)	(D)	CC
735	Miscellaneous equipment rental and leasing .....	5	3 733	1 846	594	37
736	Personnel supply services .....	10	9 311	7 027	1 680	457
737	Computer programming, data processing, and other computer related services .....	67	232 293	69 098	17 714	1 353
7371, 2, 3	Computer programming, prepackaged software, and integrated systems .....	40	44 955	31 577	6 737	426
7374, 5, 6	Data processing services .....	8	(D)	(D)	(D)	FF
7377, 8, 9	Computer rental and leasing, maintenance, and related services, n.e.c. .....	19	(D)	(D)	(D)	CC
738	Miscellaneous business services .....	13	(D)	(D)	(D)	GG

**Table 5. Summary Statistics for Firms Subject to Federal Income Tax for Places With 350 Establishments or More: 1992 — Con.**

[Includes only establishments with payroll. For meaning of abbreviations and symbols, see introductory text. For explanation of terms and comparability of 1987 and 1992 censuses, see appendix A. For information on geographic areas followed by ▲, see appendix F]

SIC code	Geographic area and kind of business or operation	Establishments (number)	Receipts (\$1,000)	Annual payroll (\$1,000)	First-quarter payroll (\$1,000)	Paid employees for pay period including March 12 (number)
<b>FRANKLIN TOWNSHIP (SOMERSET COUNTY) — Con.</b>						
<b>75</b>	<b>Automotive repair, services, and parking</b> .....	<b>26</b>	<b>10 714</b>	<b>2 612</b>	<b>617</b>	<b>134</b>
751	Automotive rental and leasing, without drivers .....	1	(D)	(D)	(D)	AA
752	Automobile parking .....	—	—	—	—	—
753	Automotive repair shops .....	20	7 548	1 685	408	86
7532	Top, body, and upholstery repair shops and paint shops .....	4	2 502	636	191	35
7538	General automotive repair shops .....	11	2 995	555	127	32
7533, 4, 6, 7, 9	Other automotive repair shops .....	5	2 051	494	90	19
754	Automotive services, except repair .....	5	(D)	(D)	(D)	BB
<b>76</b>	<b>Miscellaneous repair services</b> .....	<b>2</b>	<b>(D)</b>	<b>(D)</b>	<b>(D)</b>	<b>AA</b>
762	Electrical repair shops .....	—	—	—	—	—
7622	Radio and television repair shops .....	—	—	—	—	—
7623, 9	Other electrical and electronic repair shops .....	—	—	—	—	—
763	Watch, clock, and jewelry repair .....	—	—	—	—	—
764	Reupholstery and furniture repair .....	—	—	—	—	—
769	Miscellaneous repair and related services .....	2	(D)	(D)	(D)	AA
<b>78, 79, 84</b>	<b>Amusement and recreation services, including motion pictures and museums</b> .....	<b>16</b>	<b>40 052</b>	<b>3 299</b>	<b>770</b>	<b>220</b>
781, 2	Motion picture production, distribution, and services .....	2	(D)	(D)	(D)	BB
783	Motion picture theaters .....	1	(D)	(D)	(D)	BB
784	Video tape rental .....	5	(D)	(D)	(D)	BB
792	Theatrical producers (except motion picture), bands, orchestras, and entertainers .....	1	(D)	(D)	(D)	AA
793	Bowling centers .....	—	—	—	—	—
79 ex. 792, 3; 84	Commercial sports and other amusement and recreation services, including museums .....	7	6 419	1 607	384	96
<b>80</b>	<b>Health services</b> .....	<b>130</b>	<b>109 179</b>	<b>45 912</b>	<b>10 359</b>	<b>1 341</b>
801	Offices and clinics of doctors of medicine .....	64	47 361	16 660	3 207	363
802	Offices and clinics of dentists .....	31	10 380	3 247	772	137
803	Offices and clinics of doctors of osteopathy .....	—	—	—	—	—
804	Offices and clinics of other health practitioners .....	20	5 658	2 433	668	69
805	Nursing and personal care facilities .....	3	(D)	(D)	(D)	EE
806	Hospitals .....	—	—	—	—	—
807, 8, 9	Other health services .....	12	(D)	(D)	(D)	EE
<b>81</b>	<b>Legal services</b> .....	<b>19</b>	<b>13 042</b>	<b>4 099</b>	<b>1 012</b>	<b>124</b>
<b>823, 4, 9</b>	<b>Selected educational services</b> .....	<b>7</b>	<b>(D)</b>	<b>(D)</b>	<b>(D)</b>	<b>AA</b>
<b>83</b>	<b>Social services</b> .....	<b>12</b>	<b>2 733</b>	<b>1 387</b>	<b>354</b>	<b>122</b>
835	Child day care services .....	11	(D)	(D)	(D)	CC
832, 3, 6, 9	Other social services .....	1	(D)	(D)	(D)	AA
<b>87 ex. 8733</b>	<b>Engineering, accounting, research, management, and related services (except noncommercial research organizations)</b> .....	<b>61</b>	<b>64 047</b>	<b>26 573</b>	<b>6 280</b>	<b>732</b>
871	Engineering, architectural, and surveying services .....	19	27 554	11 320	2 714	243
872	Accounting, auditing, and bookkeeping services .....	9	2 957	937	225	31
873 ex. 8733	Research, development, and testing services (except noncommercial research organizations) .....	7	20 409	8 855	2 224	360
874	Management and public relations services .....	26	13 127	5 461	1 117	98
<b>89</b>	<b>Services, n.e.c.</b> .....	<b>—</b>	<b>—</b>	<b>—</b>	<b>—</b>	<b>—</b>
<b>HACKENSACK</b>						
<b>Total</b> .....		<b>957</b>	<b>925 771</b>	<b>341 888</b>	<b>78 112</b>	<b>12 247</b>
<b>70 ex. 704</b>	<b>Hotels, rooming houses, camps, and other lodging places (except membership lodging)</b> .....	<b>1</b>	<b>(D)</b>	<b>(D)</b>	<b>(D)</b>	<b>BB</b>
7011	Hotels and motels .....	1	(D)	(D)	(D)	BB
7011 pt. 7011 pt.	Hotels .....	1	(D)	(D)	(D)	BB
7011 pt.	Motels, motor hotels, and tourist courts .....	—	—	—	—	—
702, 3	Other lodging places .....	—	—	—	—	—
<b>72</b>	<b>Personal services</b> .....	<b>60</b>	<b>12 438</b>	<b>4 946</b>	<b>1 164</b>	<b>549</b>
721	Laundry, cleaning, and garment services .....	13	2 779	1 121	156	54
7211	Power laundries, family and commercial* .....	—	—	—	—	—
7213	Linen supply* .....	—	—	—	—	—
7215	Coin-operated laundries and drycleaning .....	5	(D)	(D)	(D)	AA
7216	Drycleaning plants, except rug cleaning* .....	7	2 113	1 020	134	42
7217	Carpet and upholstery cleaning .....	1	(D)	(D)	(D)	AA
7218	Industrial launderers* .....	—	—	—	—	—
7212, 9	Other laundry, cleaning, and garment services* .....	—	—	—	—	—
722	Photographic studios, portrait .....	3	649	101	10	2
723, 4	Beauty and barber shops .....	35	4 583	2 060	481	186
723	Beauty shops .....	32	(D)	(D)	(D)	CC
724	Barber shops .....	3	(D)	(D)	(D)	AA
725	Shoe repair shops and shoeshine parlors .....	1	(D)	(D)	(D)	AA
726	Funeral service and crematories .....	3	(D)	(D)	(D)	AA
729	Miscellaneous personal services .....	5	(D)	(D)	(D)	EE

**Table 5. Summary Statistics for Firms Subject to Federal Income Tax for Places With 350 Establishments or More: 1992 — Con.**

[Includes only establishments with payroll. For meaning of abbreviations and symbols, see introductory text. For explanation of terms and comparability of 1987 and 1992 censuses, see appendix A. For information on geographic areas followed by ▲, see appendix F]

SIC code	Geographic area and kind of business or operation	Establishments (number)	Receipts (\$1,000)	Annual payroll (\$1,000)	First-quarter payroll (\$1,000)	Paid employees for pay period including March 12 (number)
<b>HACKENSACK—Con.</b>						
<b>73</b>	<b>Business services .....</b>	<b>178</b>	<b>287 608</b>	<b>114 135</b>	<b>28 142</b>	<b>5 869</b>
731	Advertising .....	12	5 396	1 359	297	36
732	Consumer credit reporting agencies, mercantile reporting agencies, and adjustment and collection agencies .....	8	7 534	1 938	476	93
733	Mailing, reproduction, commercial art and photography, and stenographic services .....	29	40 694	6 964	1 616	202
734	Services to dwellings and other buildings .....	17	29 484	17 962	5 205	2 135
735	Miscellaneous equipment rental and leasing .....	13	12 397	4 553	1 051	125
736	Personnel supply services .....	24	33 788	26 503	6 129	1 123
737	Computer programming, data processing, and other computer related services .....	40	119 731	34 928	8 207	696
7371, 2, 3	Computer programming, prepackaged software, and integrated systems .....	19	44 056	12 841	3 033	279
7374, 5, 6	Data processing services .....	9	(D)	(D)	(D)	CC
7377, 8, 9	Computer rental and leasing, maintenance, and related services, n.e.c. ....	12	(D)	(D)	(D)	CC
738	Miscellaneous business services .....	35	38 584	19 928	5 161	1 459
<b>75</b>	<b>Automotive repair, services, and parking .....</b>	<b>48</b>	<b>135 564</b>	<b>27 199</b>	<b>4 894</b>	<b>807</b>
751	Automotive rental and leasing, without drivers .....	7	(D)	(D)	(D)	FF
752	Automobile parking .....	—	—	—	—	—
753	Automotive repair shops .....	32	(D)	(D)	(D)	CC
7532	Top, body, and upholstery repair shops and paint shops .....	12	(D)	(D)	(D)	BB
7538	General automotive repair shops .....	12	(D)	(D)	(D)	BB
7533, 4, 6, 7, 9	Other automotive repair shops .....	8	2 274	892	223	42
754	Automotive services, except repair .....	9	(D)	(D)	(D)	BB
<b>76</b>	<b>Miscellaneous repair services .....</b>	<b>31</b>	<b>15 807</b>	<b>5 641</b>	<b>1 276</b>	<b>211</b>
762	Electrical repair shops .....	9	8 160	3 221	754	115
7622	Radio and television repair shops .....	1	(D)	(D)	(D)	BB
7623, 9	Other electrical and electronic repair shops .....	8	(D)	(D)	(D)	BB
763	Watch, clock, and jewelry repair .....	—	—	—	—	—
764	Reupholstery and furniture repair .....	2	(D)	(D)	(D)	AA
769	Miscellaneous repair and related services .....	20	(D)	(D)	(D)	BB
<b>78, 79, 84</b>	<b>Amusement and recreation services, including motion pictures and museums .....</b>	<b>25</b>	<b>8 607</b>	<b>2 640</b>	<b>639</b>	<b>127</b>
781, 2	Motion picture production, distribution, and services .....	4	2 606	965	242	35
783	Motion picture theaters .....	1	(D)	(D)	(D)	AA
784	Video tape rental .....	4	(D)	(D)	(D)	AA
792	Theatrical producers (except motion picture), bands, orchestras, and entertainers .....	5	1 226	261	63	4
793	Bowling centers .....	1	(D)	(D)	(D)	BB
79 ex. 792, 3; 84	Commercial sports and other amusement and recreation services, including museums .....	10	2 702	807	162	41
<b>80</b>	<b>Health services .....</b>	<b>215</b>	<b>159 641</b>	<b>77 149</b>	<b>16 832</b>	<b>1 756</b>
801	Offices and clinics of doctors of medicine .....	131	106 712	55 992	11 916	670
802	Offices and clinics of dentists .....	41	15 748	4 580	1 102	179
803	Offices and clinics of doctors of osteopathy .....	—	—	—	—	—
804	Offices and clinics of other health practitioners .....	21	5 190	1 173	274	72
805	Nursing and personal care facilities .....	2	(D)	(D)	(D)	EE
806	Hospitals .....	—	—	—	—	—
807, 8, 9	Other health services .....	20	(D)	(D)	(D)	EE
<b>81</b>	<b>Legal services .....</b>	<b>259</b>	<b>157 943</b>	<b>61 724</b>	<b>13 959</b>	<b>1 473</b>
<b>823, 4, 9</b>	<b>Selected educational services .....</b>	<b>3</b>	<b>(D)</b>	<b>(D)</b>	<b>(D)</b>	<b>AA</b>
<b>83</b>	<b>Social services .....</b>	<b>7</b>	<b>2 104</b>	<b>1 192</b>	<b>284</b>	<b>64</b>
835	Child day care services .....	3	(D)	(D)	(D)	BB
832, 3, 6, 9	Other social services .....	4	(D)	(D)	(D)	BB
<b>87 ex. 8733</b>	<b>Engineering, accounting, research, management, and related services (except noncommercial research organizations) .....</b>	<b>126</b>	<b>140 452</b>	<b>45 667</b>	<b>10 533</b>	<b>1 332</b>
871	Engineering, architectural, and surveying services .....	25	20 104	6 537	1 722	182
872	Accounting, auditing, and bookkeeping services .....	50	46 490	18 210	4 018	459
873 ex. 8733	Research, development, and testing services (except noncommercial research organizations) .....	11	34 585	8 625	2 094	212
874	Management and public relations services .....	40	39 273	12 295	2 699	479
<b>89</b>	<b>Services, n.e.c. ....</b>	<b>4</b>	<b>2 897</b>	<b>770</b>	<b>179</b>	<b>22</b>

**Table 5. Summary Statistics for Firms Subject to Federal Income Tax for Places With 350 Establishments or More: 1992 — Con.**

[Includes only establishments with payroll. For meaning of abbreviations and symbols, see introductory text. For explanation of terms and comparability of 1987 and 1992 censuses, see appendix A. For information on geographic areas followed by ▲, see appendix F]

SIC code	Geographic area and kind of business or operation	Establishments (number)	Receipts (\$1,000)	Annual payroll (\$1,000)	First-quarter payroll (\$1,000)	Paid employees for pay period including March 12 (number)
<b>HAMILTON TOWNSHIP (MERCER COUNTY)</b>						
	<b>Total</b> .....	<b>598</b>	<b>275 982</b>	<b>115 272</b>	<b>25 299</b>	<b>5 322</b>
<b>70 ex. 704</b>	<b>Hotels, rooming houses, camps, and other lodging places (except membership lodging)</b> .....					
	Hotels and motels .....	—	—	—	—	—
7011	Hotels .....	—	—	—	—	—
7011 pt.	Motels, motor hotels, and tourist courts .....	—	—	—	—	—
702, 3	Other lodging places .....	—	—	—	—	—
<b>72</b>	<b>Personal services</b> .....	<b>94</b>	<b>15 010</b>	<b>5 202</b>	<b>1 342</b>	<b>580</b>
721	Laundry, cleaning, and garment services .....	22	3 228	867	208	83
7211	Power laundries, family and commercial* .....	—	—	—	—	—
7213	Linen supply* .....	—	—	—	—	—
7215	Coin-operated laundries and drycleaning .....	5	416	77	17	13
7216	Drycleaning plants, except rug cleaning* .....	14	2 276	643	161	60
7217	Carpet and upholstery cleaning .....	2	(D)	(D)	(D)	AA
7218	Industrial laundriers* .....	—	—	—	—	—
7212, 9	Other laundry, cleaning, and garment services* .....	1	(D)	(D)	(D)	AA
722	Photographic studios, portrait .....	2	(D)	(D)	(D)	AA
723, 4	Beauty and barber shops .....	53	4 378	1 825	439	182
723	Beauty shops .....	50	4 188	1 760	426	178
724	Barber shops .....	3	190	65	13	4
725	Shoe repair shops and shoeshine parlors .....	—	—	—	—	—
726	Funeral service and crematories .....	7	2 799	1 112	229	43
729	Miscellaneous personal services .....	10	(D)	(D)	(D)	EE
<b>73</b>	<b>Business services</b> .....	<b>83</b>	<b>47 048</b>	<b>24 552</b>	<b>5 795</b>	<b>1 722</b>
731	Advertising .....	1	(D)	(D)	(D)	AA
732	Consumer credit reporting agencies, mercantile reporting agencies, and adjustment and collection agencies .....	5	3 620	1 577	388	76
733	Mailing, reproduction, commercial art and photography, and stenographic services .....	8	7 586	3 722	725	138
734	Services to dwellings and other buildings .....	24	12 775	6 810	1 645	729
735	Miscellaneous equipment rental and leasing .....	—	—	—	—	—
736	Personnel supply services .....	9	7 427	5 776	1 443	493
737	Computer programming, data processing, and other computer related services .....	21	6 426	2 603	580	66
7371, 2, 3	Computer programming, prepackaged software, and integrated systems .....	13	2 969	1 297	320	24
7374, 5, 6	Data processing services .....	2	(D)	(D)	(D)	BB
7377, 8, 9	Computer rental and leasing, maintenance, and related services, n.e.c. ....	6	(D)	(D)	(D)	AA
738	Miscellaneous business services .....	15	(D)	(D)	(D)	CC
<b>75</b>	<b>Automotive repair, services, and parking</b> .....	<b>60</b>	<b>22 016</b>	<b>6 354</b>	<b>1 595</b>	<b>287</b>
751	Automotive rental and leasing, without drivers .....	5	1 616	339	74	18
752	Automobile parking .....	—	—	—	—	—
753	Automotive repair shops .....	50	18 986	5 296	1 339	234
7532	Top, body, and upholstery repair shops and paint shops .....	17	8 579	2 631	679	111
7538	General automotive repair shops .....	21	4 531	1 022	269	54
7533, 4, 6, 7, 9	Other automotive repair shops .....	12	5 876	1 643	391	69
754	Automotive services, except repair .....	5	1 414	719	182	35
<b>76</b>	<b>Miscellaneous repair services</b> .....	<b>23</b>	<b>8 907</b>	<b>2 913</b>	<b>655</b>	<b>99</b>
762	Electrical repair shops .....	8	1 651	535	129	21
7622	Radio and television repair shops .....	2	(D)	(D)	(D)	AA
7623, 9	Other electrical and electronic repair shops .....	6	(D)	(D)	(D)	AA
763	Watch, clock, and jewelry repair .....	—	—	—	—	—
764	Reupholstery and furniture repair .....	1	(D)	(D)	(D)	AA
769	Miscellaneous repair and related services .....	14	(D)	(D)	(D)	BB
<b>78, 79, 84</b>	<b>Amusement and recreation services, including motion pictures and museums</b> .....	<b>30</b>	<b>11 380</b>	<b>2 400</b>	<b>569</b>	<b>247</b>
781, 2	Motion picture production, distribution, and services .....	2	(D)	(D)	(D)	AA
783	Motion picture theaters .....	1	(D)	(D)	(D)	AA
784	Video tape rental .....	9	1 938	401	100	51
792	Theatrical producers (except motion picture), bands, orchestras, and entertainers .....	4	2 439	706	155	26
793	Bowling centers .....	1	(D)	(D)	(D)	AA
79 ex. 792, 3, 84	Commercial sports and other amusement and recreation services, including museums .....	13	5 542	966	247	131
<b>80</b>	<b>Health services</b> .....	<b>201</b>	<b>115 954</b>	<b>51 439</b>	<b>10 447</b>	<b>1 541</b>
801	Offices and clinics of doctors of medicine .....	112	70 453	31 891	6 063	635
802	Offices and clinics of dentists .....	37	16 776	7 439	1 583	247
803	Offices and clinics of doctors of osteopathy .....	3	1 143	416	90	17
804	Offices and clinics of other health practitioners .....	33	13 763	5 218	1 032	173
805	Nursing and personal care facilities .....	3	(D)	(D)	(D)	EE
806	Hospitals .....	—	—	—	—	—
807, 8, 9	Other health services .....	13	(D)	(D)	(D)	BB
<b>81</b>	<b>Legal services</b> .....	<b>39</b>	<b>16 659</b>	<b>5 998</b>	<b>1 428</b>	<b>204</b>
<b>823, 4, 9</b>	<b>Selected educational services</b> .....	<b>3</b>	<b>(D)</b>	<b>(D)</b>	<b>(D)</b>	<b>AA</b>

**Table 5. Summary Statistics for Firms Subject to Federal Income Tax for Places With 350 Establishments or More: 1992 — Con.**

[Includes only establishments with payroll. For meaning of abbreviations and symbols, see introductory text. For explanation of terms and comparability of 1987 and 1992 censuses, see appendix A. For information on geographic areas followed by ▲, see appendix F.]

SIC code	Geographic area and kind of business or operation	Establishments (number)	Receipts (\$1,000)	Annual payroll (\$1,000)	First-quarter payroll (\$1,000)	Paid employees for pay period including March 12 (number)
<b>HAMILTON TOWNSHIP (MERCER COUNTY) — Con.</b>						
<b>83</b>	<b>Social services</b> .....	<b>13</b>	<b>(D)</b>	<b>(D)</b>	<b>(D)</b>	<b>CC</b>
835	Child day care services .....	11	3 378	1 662	402	142
832, 3, 6, 9	Other social services .....	2	(D)	(D)	(D)	AA
<b>87 ex. 8733</b>	<b>Engineering, accounting, research, management, and related services (except noncommercial research organizations)</b> .....	<b>49</b>	<b>25 767</b>	<b>12 218</b>	<b>2 497</b>	<b>407</b>
871	Engineering, architectural, and surveying services .....	10	8 734	4 005	917	127
872	Accounting, auditing, and bookkeeping services .....	24	(D)	(D)	(D)	CC
873 ex. 8733	Research, development, and testing services (except noncommercial research organizations) .....	4	(D)	(D)	(D)	CC
874	Management and public relations services .....	11	7 766	4 760	891	67
<b>89</b>	<b>Services, n.e.c.</b> .....	<b>3</b>	<b>(D)</b>	<b>(D)</b>	<b>(D)</b>	<b>BB</b>
<b>JERSEY CITY</b>						
	<b>Total</b> .....	<b>998</b>	<b>946 122</b>	<b>319 153</b>	<b>72 543</b>	<b>11 422</b>
<b>70 ex. 704</b>	<b>Hotels, rooming houses, camps, and other lodging places (except membership lodging)</b> .....	<b>12</b>	<b>6 939</b>	<b>2 320</b>	<b>494</b>	<b>187</b>
7011	Hotels and motels .....	9	6 525	2 252	478	179
7011 pt.	Hotels .....	5	4 040	1 317	290	115
7011 pt.	Motels, motor hotels, and tourist courts .....	4	2 485	935	188	64
702, 3	Other lodging places .....	3	414	68	16	8
<b>72</b>	<b>Personal services</b> .....	<b>140</b>	<b>48 737</b>	<b>15 729</b>	<b>4 071</b>	<b>1 045</b>
721	Laundry, cleaning, and garment services .....	59	27 826	9 426	2 512	570
7211	Power laundries, family and commercial* .....	2	(D)	(D)	(D)	BB
7213	Linen supply* .....	5	(D)	(D)	(D)	EE
7215	Coin-operated laundries and drycleaning .....	14	2 647	493	115	38
7216	Drycleaning plants, except rug cleaning* .....	28	5 494	1 202	287	70
7217	Carpet and upholstery cleaning .....	2	(D)	(D)	(D)	AA
7218	Industrial laundriers* .....	1	(D)	(D)	(D)	BB
7212, 9	Other laundry, cleaning, and garment services* .....	7	812	263	55	27
722	Photographic studios, portrait .....	7	964	225	47	23
723, 4	Beauty and barber shops .....	48	4 012	1 379	335	156
723	Beauty shops .....	42	3 663	1 254	302	137
724	Barber shops .....	6	349	125	33	19
725	Shoe repair shops and shoeshine parlors .....	3	(D)	(D)	(D)	AA
726	Funeral service and crematories .....	17	10 312	2 544	546	71
729	Miscellaneous personal services .....	6	(D)	(D)	(D)	CC
<b>73</b>	<b>Business services</b> .....	<b>150</b>	<b>308 356</b>	<b>111 986</b>	<b>27 209</b>	<b>3 497</b>
731	Advertising .....	9	3 468	1 068	307	64
732	Consumer credit reporting agencies, mercantile reporting agencies, and adjustment and collection agencies .....	2	(D)	(D)	(D)	AA
733	Mailing, reproduction, commercial art and photography, and stenographic services .....	19	24 633	10 541	2 397	407
734	Services to dwellings and other buildings .....	20	2 976	1 153	175	72
735	Miscellaneous equipment rental and leasing .....	6	2 354	428	101	21
736	Personnel supply services .....	22	13 151	9 234	2 045	742
737	Computer programming, data processing, and other computer related services .....	33	243 634	82 604	20 176	1 760
7371, 2, 3	Computer programming, prepackaged software, and integrated systems .....	14	20 601	11 278	2 153	95
7374, 5, 6	Data processing services .....	8	(D)	(D)	(D)	GG
7377, 8, 9	Computer rental and leasing, maintenance, and related services, n.e.c. ....	11	(D)	(D)	(D)	CC
738	Miscellaneous business services .....	39	(D)	(D)	(D)	EE
<b>75</b>	<b>Automotive repair, services, and parking</b> .....	<b>123</b>	<b>50 528</b>	<b>15 344</b>	<b>3 742</b>	<b>1 170</b>
751	Automotive rental and leasing, without drivers .....	9	6 247	1 632	370	49
752	Automobile parking .....	22	(D)	(D)	(D)	FF
753	Automotive repair shops .....	78	26 465	8 180	2 024	324
7532	Top, body, and upholstery repair shops and paint shops .....	30	14 645	4 855	1 207	175
7538	General automotive repair shops .....	31	7 883	2 365	579	105
7533, 4, 6, 7, 9	Other automotive repair shops .....	17	3 937	960	238	44
754	Automotive services, except repair .....	14	(D)	(D)	(D)	BB
<b>76</b>	<b>Miscellaneous repair services</b> .....	<b>26</b>	<b>9 483</b>	<b>3 154</b>	<b>779</b>	<b>140</b>
762	Electrical repair shops .....	6	1 942	251	67	10
7622	Radio and television repair shops .....	2	(D)	(D)	(D)	AA
7623, 9	Other electrical and electronic repair shops .....	4	(D)	(D)	(D)	AA
763	Watch, clock, and jewelry repair .....	1	(D)	(D)	(D)	AA
764	Reupholstery and furniture repair .....	4	216	63	15	7
769	Miscellaneous repair and related services .....	15	(D)	(D)	(D)	CC



**Table 5. Summary Statistics for Firms Subject to Federal Income Tax for Places With 350 Establishments or More: 1992 — Con.**

[Includes only establishments with payroll. For meaning of abbreviations and symbols, see introductory text. For explanation of terms and comparability of 1987 and 1992 censuses, see appendix A. For information on geographic areas followed by ▲, see appendix F]

SIC code	Geographic area and kind of business or operation	Establishments (number)	Receipts (\$1,000)	Annual payroll (\$1,000)	First-quarter payroll (\$1,000)	Paid employees for pay period including March 12 (number)
<b>JERSEY CITY — Con.</b>						
<b>78, 79, 84</b>	<b>Amusement and recreation services, including motion pictures and museums</b> .....	<b>38</b>	<b>(D)</b>	<b>(D)</b>	<b>(D)</b>	<b>EE</b>
781, 2	Motion picture production, distribution, and services .....	4	(D)	(D)	(D)	CC
783	Motion picture theaters .....	1	(D)	(D)	(D)	BB
784	Video tape rental .....	13	(D)	(D)	(D)	BB
792	Theatrical producers (except motion picture), bands, orchestras, and entertainers .....	4	5 008	1 576	239	6
793	Bowling centers .....	1	(D)	(D)	(D)	BB
79 ex. 792, 3; 84	Commercial sports and other amusement and recreation services, including museums .....	15	(D)	(D)	(D)	BB
<b>80</b>	<b>Health services</b> .....	<b>272</b>	<b>158 430</b>	<b>60 227</b>	<b>12 495</b>	<b>2 202</b>
801	Offices and clinics of doctors of medicine .....	159	81 265	31 162	5 692	665
802	Offices and clinics of dentists .....	50	15 470	4 876	1 124	233
803	Offices and clinics of doctors of osteopathy .....	1	(D)	(D)	(D)	AA
804	Offices and clinics of other health practitioners .....	38	12 054	4 206	912	215
805	Nursing and personal care facilities .....	3	(D)	(D)	(D)	FF
806	Hospitals .....	—	—	—	—	—
807, 8, 9	Other health services .....	21	(D)	(D)	(D)	FF
<b>81</b>	<b>Legal services</b> .....	<b>124</b>	<b>59 791</b>	<b>19 261</b>	<b>4 280</b>	<b>621</b>
<b>823, 4, 9</b>	<b>Selected educational services</b> .....	<b>11</b>	<b>12 374</b>	<b>4 762</b>	<b>970</b>	<b>228</b>
<b>83</b>	<b>Social services</b> .....	<b>11</b>	<b>3 011</b>	<b>1 215</b>	<b>324</b>	<b>125</b>
835	Child day care services .....	4	848	456	126	38
832, 3, 6, 9	Other social services .....	7	2 163	759	198	87
<b>87 ex. 8733</b>	<b>Engineering, accounting, research, management, and related services (except noncommercial research organizations)</b> .....	<b>82</b>	<b>137 510</b>	<b>73 390</b>	<b>15 746</b>	<b>1 780</b>
871	Engineering, architectural, and surveying services .....	12	13 259	3 511	768	70
872	Accounting, auditing, and bookkeeping services .....	26	(D)	(D)	(D)	GG
873 ex. 87333	Research, development, and testing services (except noncommercial research organizations) .....	5	(D)	(D)	(D)	EE
874	Management and public relations services .....	39	45 808	19 148	3 303	405
<b>89</b>	<b>Services, n.e.c.</b> .....	<b>9</b>	<b>(D)</b>	<b>(D)</b>	<b>(D)</b>	<b>BB</b>
<b>LAKEWOOD TOWNSHIP</b>						
	<b>Total</b> .....	<b>365</b>	<b>214 629</b>	<b>90 366</b>	<b>20 508</b>	<b>3 917</b>
<b>70 ex. 704</b>	<b>Hotels, rooming houses, camps, and other lodging places (except membership lodging)</b> .....	<b>11</b>	<b>(D)</b>	<b>(D)</b>	<b>(D)</b>	<b>BB</b>
7011	Hotels and motels .....	8	3 437	544	133	66
7011 pt.	Hotels .....	4	1 984	313	85	30
7011 pt.	Motels, motor hotels, and tourist courts .....	4	1 453	231	48	36
702, 3	Other lodging places .....	3	(D)	(D)	(D)	AA
<b>72</b>	<b>Personal services</b> .....	<b>28</b>	<b>8 556</b>	<b>2 888</b>	<b>910</b>	<b>399</b>
721	Laundry, cleaning, and garment services .....	13	2 826	858	236	70
7211	Power laundries, family and commercial* .....	1	(D)	(D)	(D)	BB
7213	Linen supply* .....	1	(D)	(D)	(D)	AA
7215	Coin-operated laundries and drycleaning .....	3	418	69	13	6
7216	Drycleaning plants, except rug cleaning* .....	5	366	113	47	15
7217	Carpet and upholstery cleaning .....	1	(D)	(D)	(D)	AA
7218	Industrial laundriers* .....	—	—	—	—	—
7212, 9	Other laundry, cleaning, and garment services* .....	2	(D)	(D)	(D)	AA
722	Photographic studios, portrait .....	—	—	—	—	—
723, 4	Beauty and barber shops .....	7	(D)	(D)	(D)	BB
723	Beauty shops .....	7	(D)	(D)	(D)	BB
724	Barber shops .....	—	—	—	—	—
725	Shoe repair shops and shoeshine parlors .....	—	—	—	—	—
726	Funeral service and crematories .....	3	1 803	512	105	15
729	Miscellaneous personal services .....	5	(D)	(D)	(D)	EE
<b>73</b>	<b>Business services</b> .....	<b>55</b>	<b>36 084</b>	<b>16 129</b>	<b>3 799</b>	<b>947</b>
731	Advertising .....	1	(D)	(D)	(D)	AA
732	Consumer credit reporting agencies, mercantile reporting agencies, and adjustment and collection agencies .....	—	—	—	—	—
733	Mailing, reproduction, commercial art and photography, and stenographic services .....	5	(D)	(D)	(D)	CC
734	Services to dwellings and other buildings .....	11	3 826	1 779	425	99
735	Miscellaneous equipment rental and leasing .....	3	(D)	(D)	(D)	BB
736	Personnel supply services .....	5	8 722	5 946	1 430	408
737	Computer programming, data processing, and other computer related services .....	17	5 497	1 925	501	61
7371, 2, 3	Computer programming, prepackaged software, and integrated systems .....	10	3 627	1 527	385	45
7374, 5, 6	Data processing services .....	2	(D)	(D)	(D)	AA
7377, 8, 9	Computer rental and leasing, maintenance, and related services, n.e.c. .....	5	(D)	(D)	(D)	AA
738	Miscellaneous business services .....	13	6 966	3 231	713	226

**Table 5. Summary Statistics for Firms Subject to Federal Income Tax for Places With 350 Establishments or More: 1992 — Con.**

[Includes only establishments with payroll. For meaning of abbreviations and symbols, see introductory text. For explanation of terms and comparability of 1987 and 1992 censuses, see appendix A. For information on geographic areas followed by ▲, see appendix F]

SIC code	Geographic area and kind of business or operation	Establishments (number)	Receipts (\$1,000)	Annual payroll (\$1,000)	First-quarter payroll (\$1,000)	Paid employees for pay period including March 12 (number)
<b>LAKEWOOD TOWNSHIP — Con.</b>						
<b>75</b>	<b>Automotive repair, services, and parking</b> .....	<b>37</b>	<b>11 929</b>	<b>2 708</b>	<b>693</b>	<b>129</b>
751	Automotive rental and leasing, without drivers .....	3	1 016	184	49	9
752	Automobile parking .....	—	—	—	—	—
753	Automotive repair shops .....	29	9 847	2 316	594	100
7532	Top, body, and upholstery repair shops and paint shops .....	10	5 686	1 478	388	59
7538	General automotive repair shops .....	14	3 233	621	152	28
7533, 4, 6, 7, 9	Other automotive repair shops .....	5	928	217	54	13
754	Automotive services, except repair .....	5	1 066	208	50	20
<b>76</b>	<b>Miscellaneous repair services</b> .....	<b>14</b>	<b>6 135</b>	<b>2 827</b>	<b>717</b>	<b>144</b>
762	Electrical repair shops .....	5	3 813	1 985	508	107
7622	Radio and television repair shops .....	1	(D)	(D)	(D)	AA
7623, 9	Other electrical and electronic repair shops .....	4	(D)	(D)	(D)	CC
763	Watch, clock, and jewelry repair .....	—	—	—	—	—
764	Reupholstery and furniture repair .....	—	—	—	—	—
769	Miscellaneous repair and related services .....	9	2 322	842	209	37
<b>78, 79, 84</b>	<b>Amusement and recreation services, including motion pictures and museums</b> .....	<b>24</b>	<b>6 509</b>	<b>1 911</b>	<b>423</b>	<b>145</b>
781, 2	Motion picture production, distribution, and services .....	2	(D)	(D)	(D)	AA
783	Motion picture theaters .....	—	—	—	—	—
784	Video tape rental .....	4	318	57	7	4
792	Theatrical producers (except motion picture), bands, orchestras, and entertainers .....	2	(D)	(D)	(D)	AA
793	Bowling centers .....	1	(D)	(D)	(D)	BB
79 ex. 792, 3; 84	Commercial sports and other amusement and recreation services, including museums .....	15	3 871	1 360	309	116
<b>80</b>	<b>Health services</b> .....	<b>124</b>	<b>106 107</b>	<b>48 607</b>	<b>10 290</b>	<b>1 593</b>
801	Offices and clinics of doctors of medicine .....	55	42 234	23 821	4 284	405
802	Offices and clinics of dentists .....	23	6 721	2 429	509	103
803	Offices and clinics of doctors of osteopathy .....	—	—	—	—	—
804	Offices and clinics of other health practitioners .....	24	11 705	2 283	495	90
805	Nursing and personal care facilities .....	8	36 871	16 305	4 090	830
806	Hospitals .....	—	—	—	—	—
807, 8, 9	Other health services .....	14	8 576	3 769	912	165
<b>81</b>	<b>Legal services</b> .....	<b>26</b>	<b>11 141</b>	<b>4 930</b>	<b>1 215</b>	<b>133</b>
<b>823, 4, 9</b>	<b>Selected educational services</b> .....	<b>3</b>	<b>(D)</b>	<b>(D)</b>	<b>(D)</b>	<b>AA</b>
<b>83</b>	<b>Social services</b> .....	<b>11</b>	<b>2 540</b>	<b>946</b>	<b>261</b>	<b>110</b>
835	Child day care services .....	4	209	66	19	12
832, 3, 6, 9	Other social services .....	7	2 331	880	242	98
<b>87 ex. 8733</b>	<b>Engineering, accounting, research, management, and related services (except noncommercial research organizations)</b> .....	<b>29</b>	<b>19 323</b>	<b>8 218</b>	<b>1 961</b>	<b>223</b>
871	Engineering, architectural, and surveying services .....	11	(D)	(D)	(D)	BB
872	Accounting, auditing, and bookkeeping services .....	10	6 028	2 111	442	76
873 ex. 8733	Research, development, and testing services (except noncommercial research organizations) .....	2	(D)	(D)	(D)	BB
874	Management and public relations services .....	6	946	499	139	17
<b>89</b>	<b>Services, n.e.c.</b> .....	<b>3</b>	<b>(D)</b>	<b>(D)</b>	<b>(D)</b>	<b>AA</b>
<b>LIVINGSTON TOWNSHIP</b>						
	<b>Total</b> .....	<b>573</b>	<b>509 602</b>	<b>213 409</b>	<b>47 879</b>	<b>7 448</b>
<b>70 ex. 704</b>	<b>Hotels, rooming houses, camps, and other lodging places (except membership lodging)</b> .....	<b>5</b>	<b>(D)</b>	<b>(D)</b>	<b>(D)</b>	<b>EE</b>
7011	Hotels and motels .....	4	7 621	2 863	1 004	249
7011 pt.	Hotels .....	1	(D)	(D)	(D)	CC
7011 pt.	Motels, motor hotels, and tourist courts .....	3	(D)	(D)	(D)	BB
702, 3	Other lodging places .....	1	(D)	(D)	(D)	AA
<b>72</b>	<b>Personal services</b> .....	<b>51</b>	<b>21 372</b>	<b>9 277</b>	<b>1 931</b>	<b>900</b>
721	Laundry, cleaning, and garment services .....	9	1 749	586	127	34
7211	Power laundries, family and commercial* .....	—	—	—	—	—
7213	Linen supply* .....	—	—	—	—	—
7215	Coin-operated laundries and drycleaning .....	—	—	—	—	—
7216	Drycleaning plants, except rug cleaning* .....	9	1 749	586	127	34
7217	Carpet and upholstery cleaning .....	—	—	—	—	—
7218	Industrial launderers* .....	—	—	—	—	—
7212, 9	Other laundry, cleaning, and garment services* .....	—	—	—	—	—
722	Photographic studios, portrait .....	2	(D)	(D)	(D)	AA
723, 4	Beauty and barber shops .....	27	3 924	1 896	446	151
723	Beauty shops .....	25	(D)	(D)	(D)	CC
724	Barber shops .....	2	(D)	(D)	(D)	AA
725	Shoe repair shops and shoeshine parlors .....	1	(D)	(D)	(D)	AA
726	Funeral service and crematories .....	1	(D)	(D)	(D)	BB
729	Miscellaneous personal services .....	11	12 944	6 190	1 217	674

**Table 5. Summary Statistics for Firms Subject to Federal Income Tax for Places With 350 Establishments or More: 1992 — Con.**

[Includes only establishments with payroll. For meaning of abbreviations and symbols, see introductory text. For explanation of terms and comparability of 1987 and 1992 censuses, see appendix A. For information on geographic areas followed by ▲, see appendix F]

SIC code	Geographic area and kind of business or operation	Establishments (number)	Receipts (\$1,000)	Annual payroll (\$1,000)	First-quarter payroll (\$1,000)	Paid employees for pay period including March 12 (number)
	<b>LIVINGSTON TOWNSHIP — Con.</b>					
<b>73</b>	<b>Business services</b> .....	<b>93</b>	<b>162 544</b>	<b>62 465</b>	<b>14 706</b>	<b>3 321</b>
731	Advertising .....	7	5 250	1 702	421	47
732	Consumer credit reporting agencies, mercantile reporting agencies, and adjustment and collection agencies .....	1	(D)	(D)	(D)	AA
733	Mailing, reproduction, commercial art and photography, and stenographic services .....	5	3 122	618	13	3
734	Services to dwellings and other buildings .....	13	24 157	16 010	4 305	1 488
735	Miscellaneous equipment rental and leasing .....	3	(D)	(D)	(D)	BB
736	Personnel supply services .....	13	17 847	11 920	2 757	582
737	Computer programming, data processing, and other computer related services .....	21	(D)	(D)	(D)	EE
7371, 2, 3	Computer programming, prepackaged software, and integrated systems .....	12	5 615	2 086	466	52
7374, 5, 6	Data processing services .....	1	(D)	(D)	(D)	CC
7377, 8, 9	Computer rental and leasing, maintenance, and related services, n.e.c. ....	8	500	319	43	6
738	Miscellaneous business services .....	30	(D)	(D)	(D)	FF
<b>75</b>	<b>Automotive repair, services, and parking</b> .....	<b>12</b>	<b>9 543</b>	<b>2 234</b>	<b>453</b>	<b>60</b>
751	Automotive rental and leasing, without drivers .....	2	(D)	(D)	(D)	AA
752	Automobile parking .....	—	—	—	—	—
753	Automotive repair shops .....	7	(D)	(D)	(D)	BB
7532	Top, body, and upholstery repair shops and paint shops .....	2	(D)	(D)	(D)	AA
7538	General automotive repair shops .....	2	(D)	(D)	(D)	AA
7533, 4, 6, 7, 9	Other automotive repair shops .....	3	(D)	(D)	(D)	AA
754	Automotive services, except repair .....	3	(D)	(D)	(D)	AA
<b>76</b>	<b>Miscellaneous repair services</b> .....	<b>10</b>	<b>4 232</b>	<b>1 754</b>	<b>492</b>	<b>62</b>
762	Electrical repair shops .....	2	(D)	(D)	(D)	BB
7622	Radio and television repair shops .....	1	(D)	(D)	(D)	AA
7623, 9	Other electrical and electronic repair shops .....	1	(D)	(D)	(D)	BB
763	Watch, clock, and jewelry repair .....	—	—	—	—	—
764	Reupholstery and furniture repair .....	1	(D)	(D)	(D)	AA
769	Miscellaneous repair and related services .....	7	(D)	(D)	(D)	BB
<b>78, 79, 84</b>	<b>Amusement and recreation services, including motion pictures and museums</b> .....	<b>20</b>	<b>(D)</b>	<b>(D)</b>	<b>(D)</b>	<b>CC</b>
781, 2	Motion picture production, distribution, and services .....	3	(D)	(D)	(D)	AA
783	Motion picture theaters .....	3	(D)	(D)	(D)	BB
784	Video tape rental .....	2	(D)	(D)	(D)	BB
792	Theatrical producers (except motion picture), bands, orchestras, and entertainers .....	3	(D)	(D)	(D)	BB
793	Bowling centers .....	—	—	—	—	—
79 ex. 792, 3; 84	Commercial sports and other amusement and recreation services, including museums .....	9	7 861	2 407	488	120
<b>80</b>	<b>Health services</b> .....	<b>199</b>	<b>128 642</b>	<b>69 565</b>	<b>14 553</b>	<b>1 081</b>
801	Offices and clinics of doctors of medicine .....	116	94 195	55 516	11 366	596
802	Offices and clinics of dentists .....	40	15 676	6 665	1 422	210
803	Offices and clinics of doctors of osteopathy .....	1	(D)	(D)	(D)	AA
804	Offices and clinics of other health practitioners .....	23	6 690	1 538	374	74
805	Nursing and personal care facilities .....	1	(D)	(D)	(D)	CC
806	Hospitals .....	—	—	—	—	—
807, 8, 9	Other health services .....	18	(D)	(D)	(D)	BB
<b>81</b>	<b>Legal services</b> .....	<b>67</b>	<b>65 431</b>	<b>22 104</b>	<b>4 853</b>	<b>539</b>
<b>823, 4, 9</b>	<b>Selected educational services</b> .....	<b>8</b>	<b>875</b>	<b>334</b>	<b>73</b>	<b>56</b>
<b>83</b>	<b>Social services</b> .....	<b>2</b>	<b>(D)</b>	<b>(D)</b>	<b>(D)</b>	<b>AA</b>
835	Child day care services .....	2	(D)	(D)	(D)	AA
832, 3, 6, 9	Other social services .....	—	—	—	—	—
<b>87 ex. 8733</b>	<b>Engineering, accounting, research, management, and related services (except noncommercial research organizations)</b> .....	<b>101</b>	<b>91 308</b>	<b>37 217</b>	<b>8 645</b>	<b>889</b>
871	Engineering, architectural, and surveying services .....	20	27 502	13 749	3 034	276
872	Accounting, auditing, and bookkeeping services .....	40	24 068	7 933	2 051	249
873 ex. 8733	Research, development, and testing services (except noncommercial research organizations) .....	11	26 380	9 276	2 288	266
874	Management and public relations services .....	30	13 358	6 259	1 272	98
<b>89</b>	<b>Services, n.e.c.</b> .....	<b>5</b>	<b>(D)</b>	<b>(D)</b>	<b>(D)</b>	<b>BB</b>

**Table 5. Summary Statistics for Firms Subject to Federal Income Tax for Places With 350 Establishments or More: 1992 — Con.**

[Includes only establishments with payroll. For meaning of abbreviations and symbols, see introductory text. For explanation of terms and comparability of 1987 and 1992 censuses, see appendix A. For information on geographic areas followed by ▲, see appendix F]

SIC code	Geographic area and kind of business or operation	Establishments (number)	Receipts (\$1,000)	Annual payroll (\$1,000)	First-quarter payroll (\$1,000)	Paid employees for pay period including March 12 (number)
<b>MIDDLETOWN TOWNSHIP</b>						
	<b>Total</b> .....	<b>382</b>	<b>676 173</b>	<b>203 686</b>	<b>49 180</b>	<b>4 572</b>
<b>70 ex. 704</b>	<b>Hotels, rooming houses, camps, and other lodging places (except membership lodging)</b> .....	<b>1</b>	<b>(D)</b>	<b>(D)</b>	<b>(D)</b>	<b>BB</b>
7011	Hotels and motels .....	1	(D)	(D)	(D)	BB
7011 pt.	Hotels .....	—	—	—	—	—
7011 pt.	Motels, motor hotels, and tourist courts .....	1	(D)	(D)	(D)	BB
702, 3	Other lodging places .....	—	—	—	—	—
<b>72</b>	<b>Personal services</b> .....	<b>50</b>	<b>8 576</b>	<b>2 873</b>	<b>786</b>	<b>423</b>
721	Laundry, cleaning, and garment services .....	14	1 961	408	110	49
7211	Power laundries, family and commercial* .....	—	—	—	—	—
7213	Linen supply* .....	—	—	—	—	—
7215	Coin-operated laundries and drycleaning .....	2	(D)	(D)	(D)	AA
7216	Drycleaning plants, except rug cleaning* .....	10	1 710	362	98	43
7217	Carpet and upholstery cleaning .....	2	(D)	(D)	(D)	AA
7218	Industrial laundriers* .....	—	—	—	—	—
7212, 9	Other laundry, cleaning, and garment services* .....	—	—	—	—	—
722	Photographic studios, portrait .....	1	(D)	(D)	(D)	AA
723, 4	Beauty and barber shops .....	28	2 935	1 237	285	120
723	Beauty shops .....	27	(D)	(D)	(D)	CC
724	Barber shops .....	1	(D)	(D)	(D)	AA
725	Shoe repair shops and shoeshine parlors .....	1	(D)	(D)	(D)	AA
726	Funeral service and crematories .....	3	(D)	(D)	(D)	AA
729	Miscellaneous personal services .....	3	(D)	(D)	(D)	CC
<b>73</b>	<b>Business services</b> .....	<b>85</b>	<b>(D)</b>	<b>(D)</b>	<b>(D)</b>	<b>FF</b>
731	Advertising .....	2	(D)	(D)	(D)	AA
732	Consumer credit reporting agencies, mercantile reporting agencies, and adjustment and collection agencies .....	—	—	—	—	—
733	Mailing, reproduction, commercial art and photography, and stenographic services .....	5	(D)	(D)	(D)	BB
734	Services to dwellings and other buildings .....	15	(D)	(D)	(D)	BB
735	Miscellaneous equipment rental and leasing .....	2	(D)	(D)	(D)	AA
736	Personnel supply services .....	6	(D)	(D)	(D)	BB
737	Computer programming, data processing, and other computer related services .....	36	(D)	(D)	(D)	FF
7371, 2, 3	Computer programming, prepackaged software, and integrated systems .....	26	(D)	(D)	(D)	FF
7374, 5, 6	Data processing services .....	1	(D)	(D)	(D)	AA
7377, 8, 9	Computer rental and leasing, maintenance, and related services, n.e.c. ....	9	(D)	(D)	(D)	BB
738	Miscellaneous business services .....	19	(D)	(D)	(D)	BB
<b>75</b>	<b>Automotive repair, services, and parking</b> .....	<b>25</b>	<b>6 535</b>	<b>1 475</b>	<b>350</b>	<b>88</b>
751	Automotive rental and leasing, without drivers .....	1	(D)	(D)	(D)	AA
752	Automobile parking .....	—	—	—	—	—
753	Automotive repair shops .....	17	4 617	1 042	249	53
7532	Top, body, and upholstery repair shops and paint shops .....	6	2 141	408	88	17
7538	General automotive repair shops .....	8	1 713	434	108	25
7533, 4, 6, 7, 9	Other automotive repair shops .....	3	763	200	53	11
754	Automotive services, except repair .....	7	(D)	(D)	(D)	BB
<b>76</b>	<b>Miscellaneous repair services</b> .....	<b>12</b>	<b>(D)</b>	<b>(D)</b>	<b>(D)</b>	<b>BB</b>
762	Electrical repair shops .....	3	290	146	30	3
7622	Radio and television repair shops .....	—	—	—	—	—
7623, 9	Other electrical and electronic repair shops .....	3	290	146	30	3
763	Watch, clock, and jewelry repair .....	—	—	—	—	—
764	Reupholstery and furniture repair .....	1	(D)	(D)	(D)	AA
769	Miscellaneous repair and related services .....	8	(D)	(D)	(D)	BB
<b>78, 79, 84</b>	<b>Amusement and recreation services, including motion pictures and museums</b> .....	<b>27</b>	<b>14 308</b>	<b>3 638</b>	<b>838</b>	<b>283</b>
781, 2	Motion picture production, distribution, and services .....	2	(D)	(D)	(D)	AA
783	Motion picture theaters .....	1	(D)	(D)	(D)	BB
784	Video tape rental .....	3	954	171	38	17
792	Theatrical producers (except motion picture), bands, orchestras, and entertainers .....	2	(D)	(D)	(D)	AA
793	Bowling centers .....	1	(D)	(D)	(D)	AA
79 ex. 792, 3, 84	Commercial sports and other amusement and recreation services, including museums .....	18	9 561	2 797	578	198
<b>80</b>	<b>Health services</b> .....	<b>89</b>	<b>56 469</b>	<b>21 916</b>	<b>4 661</b>	<b>782</b>
801	Offices and clinics of doctors of medicine .....	33	20 504	9 276	1 909	211
802	Offices and clinics of dentists .....	25	8 762	2 610	596	119
803	Offices and clinics of doctors of osteopathy .....	2	(D)	(D)	(D)	AA
804	Offices and clinics of other health practitioners .....	23	4 152	1 328	294	65
805	Nursing and personal care facilities .....	2	(D)	(D)	(D)	EE
806	Hospitals .....	—	—	—	—	—
807, 8, 9	Other health services .....	4	(D)	(D)	(D)	CC
<b>81</b>	<b>Legal services</b> .....	<b>21</b>	<b>20 472</b>	<b>11 783</b>	<b>2 908</b>	<b>235</b>
<b>823, 4, 9</b>	<b>Selected educational services</b> .....	<b>1</b>	<b>(D)</b>	<b>(D)</b>	<b>(D)</b>	<b>AA</b>

**Table 5. Summary Statistics for Firms Subject to Federal Income Tax for Places With 350 Establishments or More: 1992 — Con.**

[Includes only establishments with payroll. For meaning of abbreviations and symbols, see introductory text. For explanation of terms and comparability of 1987 and 1992 censuses, see appendix A. For information on geographic areas followed by ▲, see appendix F]

SIC code	Geographic area and kind of business or operation	Establishments (number)	Receipts (\$1,000)	Annual payroll (\$1,000)	First-quarter payroll (\$1,000)	Paid employees for pay period including March 12 (number)
<b>MIDDLETOWN TOWNSHIP — Con.</b>						
<b>83</b>	<b>Social services</b> .....	<b>14</b>	<b>(D)</b>	<b>(D)</b>	<b>(D)</b>	<b>CC</b>
835	Child day care services .....	11	1 885	992	251	81
832, 3, 6, 9	Other social services .....	3	(D)	(D)	(D)	BB
<b>87 ex. 8733</b>	<b>Engineering, accounting, research, management, and related services (except noncommercial research organizations)</b> .....	<b>55</b>	<b>(D)</b>	<b>(D)</b>	<b>(D)</b>	<b>GG</b>
871	Engineering, architectural, and surveying services .....	11	(D)	(D)	(D)	CC
872	Accounting, auditing, and bookkeeping services .....	16	2 355	872	197	40
873 ex. 8733	Research, development, and testing services (except noncommercial research organizations) .....	8	(D)	(D)	(D)	GG
874	Management and public relations services .....	20	3 149	1 728	311	30
<b>89</b>	<b>Services, n.e.c.</b> .....	<b>2</b>	<b>(D)</b>	<b>(D)</b>	<b>(D)</b>	<b>AA</b>
<b>MILLBURN TOWNSHIP</b>						
	<b>Total</b> .....	<b>424</b>	<b>872 747</b>	<b>176 229</b>	<b>35 055</b>	<b>3 473</b>
<b>70 ex. 704</b>	<b>Hotels, rooming houses, camps, and other lodging places (except membership lodging)</b> .....	<b>3</b>	<b>(D)</b>	<b>(D)</b>	<b>(D)</b>	<b>EE</b>
7011	Hotels and motels .....	3	(D)	(D)	(D)	EE
7011 pt.	Hotels .....	1	(D)	(D)	(D)	EE
7011 pt.	Motels, motor hotels, and tourist courts .....	2	(D)	(D)	(D)	BB
702, 3	Other lodging places .....	—	—	—	—	—
<b>72</b>	<b>Personal services</b> .....	<b>40</b>	<b>(D)</b>	<b>(D)</b>	<b>(D)</b>	<b>CC</b>
721	Laundry, cleaning, and garment services .....	7	(D)	(D)	(D)	BB
7211	Power laundries, family and commercial* .....	—	—	—	—	—
7213	Linen supply* .....	—	—	—	—	—
7215	Coin-operated laundries and drycleaning .....	1	(D)	(D)	(D)	AA
7216	Drycleaning plants, except rug cleaning* .....	2	(D)	(D)	(D)	BB
7217	Carpet and upholstery cleaning .....	1	(D)	(D)	(D)	AA
7218	Industrial launderers* .....	1	(D)	(D)	(D)	AA
7212, 9	Other laundry, cleaning, and garment services* .....	2	(D)	(D)	(D)	AA
722	Photographic studios, portrait .....	2	(D)	(D)	(D)	AA
723, 4	Beauty and barber shops .....	28	(D)	(D)	(D)	CC
723	Beauty shops .....	26	(D)	(D)	(D)	CC
724	Barber shops .....	2	(D)	(D)	(D)	AA
725	Shoe repair shops and shoeshine parlors .....	—	—	—	—	—
726	Funeral service and crematories .....	—	—	—	—	—
729	Miscellaneous personal services .....	3	(D)	(D)	(D)	AA
<b>73</b>	<b>Business services</b> .....	<b>59</b>	<b>(D)</b>	<b>(D)</b>	<b>(D)</b>	<b>EE</b>
731	Advertising .....	9	(D)	(D)	(D)	CC
732	Consumer credit reporting agencies, mercantile reporting agencies, and adjustment and collection agencies .....	—	—	—	—	—
733	Mailing, reproduction, commercial art and photography, and stenographic services .....	5	(D)	(D)	(D)	AA
734	Services to dwellings and other buildings .....	5	(D)	(D)	(D)	AA
735	Miscellaneous equipment rental and leasing .....	1	(D)	(D)	(D)	AA
736	Personnel supply services .....	9	(D)	(D)	(D)	BB
737	Computer programming, data processing, and other computer related services .....	18	14 277	5 945	1 479	102
7371, 2, 3	Computer programming, prepackaged software, and integrated systems .....	10	13 153	5 562	1 386	93
7374, 5, 6	Data processing services .....	2	(D)	(D)	(D)	AA
7377, 8, 9	Computer rental and leasing, maintenance, and related services, n.e.c. ....	6	(D)	(D)	(D)	AA
738	Miscellaneous business services .....	12	(D)	(D)	(D)	AA
<b>75</b>	<b>Automotive repair, services, and parking</b> .....	<b>6</b>	<b>(D)</b>	<b>(D)</b>	<b>(D)</b>	<b>AA</b>
751	Automotive rental and leasing, without drivers .....	—	—	—	—	—
752	Automobile parking .....	1	(D)	(D)	(D)	AA
753	Automotive repair shops .....	3	(D)	(D)	(D)	AA
7532	Top, body, and upholstery repair shops and paint shops .....	—	—	—	—	—
7538	General automotive repair shops .....	3	(D)	(D)	(D)	AA
7533, 4, 6, 7, 9	Other automotive repair shops .....	—	—	—	—	—
754	Automotive services, except repair .....	2	(D)	(D)	(D)	AA
<b>76</b>	<b>Miscellaneous repair services</b> .....	<b>5</b>	<b>(D)</b>	<b>(D)</b>	<b>(D)</b>	<b>BB</b>
762	Electrical repair shops .....	2	(D)	(D)	(D)	AA
7622	Radio and television repair shops .....	1	(D)	(D)	(D)	AA
7623, 9	Other electrical and electronic repair shops .....	1	(D)	(D)	(D)	AA
763	Watch, clock, and jewelry repair .....	2	(D)	(D)	(D)	AA
764	Reupholstery and furniture repair .....	1	(D)	(D)	(D)	AA
769	Miscellaneous repair and related services .....	—	—	—	—	—

**Table 5. Summary Statistics for Firms Subject to Federal Income Tax for Places With 350 Establishments or More: 1992 — Con.**

[Includes only establishments with payroll. For meaning of abbreviations and symbols, see introductory text. For explanation of terms and comparability of 1987 and 1992 censuses, see appendix A. For information on geographic areas followed by ▲, see appendix F]

SIC code	Geographic area and kind of business or operation	Establishments (number)	Receipts (\$1,000)	Annual payroll (\$1,000)	First-quarter payroll (\$1,000)	Paid employees for pay period including March 12 (number)
<b>MILLBURN TOWNSHIP — Con.</b>						
<b>78, 79, 84</b>	<b>Amusement and recreation services, including motion pictures and museums</b> .....	<b>13</b>	<b>(D)</b>	<b>(D)</b>	<b>(D)</b>	<b>EE</b>
781, 2	Motion picture production, distribution, and services .....	2	(D)	(D)	(D)	CC
783	Motion picture theaters .....	1	(D)	(D)	(D)	AA
784	Video tape rental .....	2	(D)	(D)	(D)	AA
792	Theatrical producers (except motion picture), bands, orchestras, and entertainers .....	2	(D)	(D)	(D)	AA
793	Bowling centers .....	—	—	—	—	—
79 ex. 792, 3; 84	Commercial sports and other amusement and recreation services, including museums .....	6	(D)	(D)	(D)	BB
<b>80</b>	<b>Health services</b> .....	<b>179</b>	<b>115 182</b>	<b>58 971</b>	<b>10 559</b>	<b>899</b>
801	Offices and clinics of doctors of medicine .....	119	92 329	50 044	8 491	607
802	Offices and clinics of dentists .....	37	13 442	4 640	1 157	159
803	Offices and clinics of doctors of osteopathy .....	1	(D)	(D)	(D)	AA
804	Offices and clinics of other health practitioners .....	17	4 766	1 931	442	68
805	Nursing and personal care facilities .....	—	—	—	—	—
806	Hospitals .....	—	—	—	—	—
807, 8, 9	Other health services .....	5	(D)	(D)	(D)	BB
<b>81</b>	<b>Legal services</b> .....	<b>55</b>	<b>44 666</b>	<b>23 067</b>	<b>5 067</b>	<b>411</b>
<b>823, 4, 9</b>	<b>Selected educational services</b> .....	<b>3</b>	<b>(D)</b>	<b>(D)</b>	<b>(D)</b>	<b>AA</b>
<b>83</b>	<b>Social services</b> .....	<b>7</b>	<b>(D)</b>	<b>(D)</b>	<b>(D)</b>	<b>BB</b>
835	Child day care services .....	6	(D)	(D)	(D)	BB
832, 3, 6, 9	Other social services .....	1	(D)	(D)	(D)	AA
<b>87 ex. 8733</b>	<b>Engineering, accounting, research, management, and related services (except noncommercial research organizations)</b> .....	<b>48</b>	<b>90 347</b>	<b>34 234</b>	<b>8 712</b>	<b>776</b>
871	Engineering, architectural, and surveying services .....	7	(D)	(D)	(D)	CC
872	Accounting, auditing, and bookkeeping services .....	12	(D)	(D)	(D)	EE
873 ex. 87333	Research, development, and testing services (except noncommercial research organizations) .....	1	(D)	(D)	(D)	AA
874	Management and public relations services .....	28	11 753	4 876	1 035	89
<b>89</b>	<b>Services, n.e.c.</b> .....	<b>6</b>	<b>(D)</b>	<b>(D)</b>	<b>(D)</b>	<b>BB</b>
<b>MONTCLAIR TOWNSHIP</b>						
	<b>Total</b> .....	<b>483</b>	<b>269 263</b>	<b>101 691</b>	<b>21 498</b>	<b>3 770</b>
<b>70 ex. 704</b>	<b>Hotels, rooming houses, camps, and other lodging places (except membership lodging)</b> .....	<b>2</b>	<b>(D)</b>	<b>(D)</b>	<b>(D)</b>	<b>AA</b>
7011	Hotels and motels .....	—	—	—	—	—
7011 pt.	Hotels .....	—	—	—	—	—
7011 pt.	Motels, motor hotels, and tourist courts .....	—	—	—	—	—
702, 3	Other lodging places .....	2	(D)	(D)	(D)	AA
<b>72</b>	<b>Personal services</b> .....	<b>52</b>	<b>7 885</b>	<b>2 620</b>	<b>628</b>	<b>179</b>
721	Laundry, cleaning, and garment services .....	13	2 022	473	102	46
7211	Power laundries, family and commercial* .....	—	—	—	—	—
7213	Linen supply* .....	—	—	—	—	—
7215	Coin-operated laundries and drycleaning .....	6	(D)	(D)	(D)	BB
7216	Drycleaning plants, except rug cleaning* .....	5	609	145	21	12
7217	Carpet and upholstery cleaning .....	—	—	—	—	—
7218	Industrial launderers* .....	—	—	—	—	—
7212, 9	Other laundry, cleaning, and garment services* .....	2	(D)	(D)	(D)	AA
722	Photographic studios, portrait .....	2	(D)	(D)	(D)	AA
723, 4	Beauty and barber shops .....	32	4 005	1 767	415	116
723	Beauty shops .....	30	(D)	(D)	(D)	CC
724	Barber shops .....	2	(D)	(D)	(D)	AA
725	Shoe repair shops and shoeshine parlors .....	—	—	—	—	—
726	Funeral service and crematories .....	3	1 228	266	81	8
729	Miscellaneous personal services .....	2	(D)	(D)	(D)	AA
<b>73</b>	<b>Business services</b> .....	<b>112</b>	<b>56 306</b>	<b>23 367</b>	<b>4 960</b>	<b>1 535</b>
731	Advertising .....	12	9 154	1 257	311	48
732	Consumer credit reporting agencies, mercantile reporting agencies, and adjustment and collection agencies .....	4	907	232	34	10
733	Mailing, reproduction, commercial art and photography, and stenographic services .....	20	5 942	1 619	376	52
734	Services to dwellings and other buildings .....	8	1 037	494	103	36
735	Miscellaneous equipment rental and leasing .....	2	(D)	(D)	(D)	AA
736	Personnel supply services .....	21	15 986	7 895	1 687	1 163
737	Computer programming, data processing, and other computer related services .....	23	16 269	9 635	1 926	145
7371, 2, 3	Computer programming, prepackaged software, and integrated systems .....	17	(D)	(D)	(D)	BB
7374, 5, 6	Data processing services .....	1	(D)	(D)	(D)	AA
7377, 8, 9	Computer rental and leasing, maintenance, and related services, n.e.c. .....	5	(D)	(D)	(D)	BB
738	Miscellaneous business services .....	22	(D)	(D)	(D)	BB

**Table 5. Summary Statistics for Firms Subject to Federal Income Tax for Places With 350 Establishments or More: 1992 — Con.**

[Includes only establishments with payroll. For meaning of abbreviations and symbols, see introductory text. For explanation of terms and comparability of 1987 and 1992 censuses, see appendix A. For information on geographic areas followed by ▲, see appendix F]

SIC code	Geographic area and kind of business or operation	Establishments (number)	Receipts (\$1,000)	Annual payroll (\$1,000)	First-quarter payroll (\$1,000)	Paid employees for pay period including March 12 (number)
<b>MONTCLAIR TOWNSHIP — Con.</b>						
<b>75</b>	<b>Automotive repair, services, and parking</b> .....	<b>25</b>	<b>9 478</b>	<b>2 961</b>	<b>700</b>	<b>109</b>
751	Automotive rental and leasing, without drivers .....	1	(D)	(D)	(D)	AA
752	Automobile parking .....	—	—	—	—	—
753	Automotive repair shops .....	21	8 926	2 707	639	93
7532	Top, body, and upholstery repair shops and paint shops .....	7	5 239	1 890	424	51
7538	General automotive repair shops .....	10	2 866	638	171	35
7533, 4, 6, 7, 9	Other automotive repair shops .....	4	821	179	44	7
754	Automotive services, except repair .....	3	(D)	(D)	(D)	AA
<b>76</b>	<b>Miscellaneous repair services</b> .....	<b>10</b>	<b>5 158</b>	<b>1 751</b>	<b>407</b>	<b>74</b>
762	Electrical repair shops .....	3	(D)	(D)	(D)	BB
7622	Radio and television repair shops .....	—	—	—	—	—
7623, 9	Other electrical and electronic repair shops .....	3	(D)	(D)	(D)	BB
763	Watch, clock, and jewelry repair .....	—	—	—	—	—
764	Reupholstery and furniture repair .....	2	(D)	(D)	(D)	AA
769	Miscellaneous repair and related services .....	5	(D)	(D)	(D)	AA
<b>78, 79, 84</b>	<b>Amusement and recreation services, including motion pictures and museums</b> .....	<b>27</b>	<b>52 582</b>	<b>5 965</b>	<b>1 061</b>	<b>150</b>
781, 2	Motion picture production, distribution, and services .....	4	(D)	(D)	(D)	AA
783	Motion picture theaters .....	2	(D)	(D)	(D)	BB
784	Video tape rental .....	3	(D)	(D)	(D)	BB
792	Theatrical producers (except motion picture), bands, orchestras, and entertainers .....	9	(D)	(D)	(D)	BB
793	Bowling centers .....	1	(D)	(D)	(D)	AA
79 ex. 792, 3; 84	Commercial sports and other amusement and recreation services, including museums .....	8	1 431	485	92	30
<b>80</b>	<b>Health services</b> .....	<b>135</b>	<b>77 762</b>	<b>38 146</b>	<b>8 602</b>	<b>1 002</b>
801	Offices and clinics of doctors of medicine .....	85	55 620	28 567	5 938	428
802	Offices and clinics of dentists .....	25	9 033	2 697	651	108
803	Offices and clinics of doctors of osteopathy .....	—	—	—	—	—
804	Offices and clinics of other health practitioners .....	19	(D)	(D)	(D)	BB
805	Nursing and personal care facilities .....	3	4 918	2 807	870	163
806	Hospitals .....	—	—	—	—	—
807, 8, 9	Other health services .....	3	(D)	(D)	(D)	EE
<b>81</b>	<b>Legal services</b> .....	<b>36</b>	<b>29 902</b>	<b>13 896</b>	<b>2 874</b>	<b>270</b>
<b>823, 4, 9</b>	<b>Selected educational services</b> .....	<b>5</b>	<b>(D)</b>	<b>(D)</b>	<b>(D)</b>	<b>CC</b>
<b>83</b>	<b>Social services</b> .....	<b>9</b>	<b>2 196</b>	<b>864</b>	<b>207</b>	<b>89</b>
835	Child day care services .....	4	766	379	95	46
832, 3, 6, 9	Other social services .....	5	1 430	485	112	43
<b>87 ex. 8733</b>	<b>Engineering, accounting, research, management, and related services (except noncommercial research organizations)</b> .....	<b>68</b>	<b>22 749</b>	<b>10 079</b>	<b>1 623</b>	<b>241</b>
871	Engineering, architectural, and surveying services .....	17	8 974	5 484	767	87
872	Accounting, auditing, and bookkeeping services .....	13	(D)	(D)	(D)	BB
873 ex. 8733	Research, development, and testing services (except noncommercial research organizations) .....	1	(D)	(D)	(D)	AA
874	Management and public relations services .....	37	10 124	3 618	652	111
<b>89</b>	<b>Services, n.e.c.</b> .....	<b>2</b>	<b>(D)</b>	<b>(D)</b>	<b>(D)</b>	<b>AA</b>
<b>MORRISTOWN</b>						
	<b>Total</b> .....	<b>565</b>	<b>633 336</b>	<b>268 212</b>	<b>56 268</b>	<b>6 268</b>
<b>70 ex. 704</b>	<b>Hotels, rooming houses, camps, and other lodging places (except membership lodging)</b> .....	<b>5</b>	<b>(D)</b>	<b>(D)</b>	<b>(D)</b>	<b>FF</b>
7011	Hotels and motels .....	4	(D)	(D)	(D)	FF
7011 pt. 7011 pt.	Hotels .....	4	(D)	(D)	(D)	FF
	Motels, motor hotels, and tourist courts .....	—	—	—	—	—
702, 3	Other lodging places .....	1	(D)	(D)	(D)	AA
<b>72</b>	<b>Personal services</b> .....	<b>43</b>	<b>9 701</b>	<b>3 629</b>	<b>952</b>	<b>383</b>
721	Laundry, cleaning, and garment services .....	6	1 949	941	224	55
7211	Power laundries, family and commercial* .....	—	—	—	—	—
7213	Linen supply* .....	—	—	—	—	—
7215	Coin-operated laundries and drycleaning .....	—	—	—	—	—
7216	Drycleaning plants, except rug cleaning* .....	4	(D)	(D)	(D)	BB
7217	Carpet and upholstery cleaning .....	1	(D)	(D)	(D)	AA
7218	Industrial launderers* .....	—	—	—	—	—
7212, 9	Other laundry, cleaning, and garment services* .....	1	(D)	(D)	(D)	AA
722	Photographic studios, portrait .....	1	(D)	(D)	(D)	AA
723, 4	Beauty and barber shops .....	25	3 096	1 227	275	98
723	Beauty shops .....	22	2 905	1 138	252	93
724	Barber shops .....	3	191	89	23	5
725	Shoe repair shops and shoeshine parlors .....	1	(D)	(D)	(D)	AA
726	Funeral service and crematories .....	2	(D)	(D)	(D)	AA
729	Miscellaneous personal services .....	8	2 269	1 077	377	220

**Table 5. Summary Statistics for Firms Subject to Federal Income Tax for Places With 350 Establishments or More: 1992 — Con.**

[Includes only establishments with payroll. For meaning of abbreviations and symbols, see introductory text. For explanation of terms and comparability of 1987 and 1992 censuses, see appendix A. For information on geographic areas followed by ▲, see appendix F]

SIC code	Geographic area and kind of business or operation	Establishments (number)	Receipts (\$1,000)	Annual payroll (\$1,000)	First-quarter payroll (\$1,000)	Paid employees for pay period including March 12 (number)
<b>MORRISTOWN—Con.</b>						
<b>73</b>	<b>Business services</b> .....	<b>103</b>	<b>65 631</b>	<b>30 173</b>	<b>7 284</b>	<b>1 090</b>
731	Advertising .....	10	6 483	2 786	575	72
732	Consumer credit reporting agencies, mercantile reporting agencies, and adjustment and collection agencies .....	1	(D)	(D)	(D)	AA
733	Mailing, reproduction, commercial art and photography, and stenographic services .....	19	17 474	5 529	1 156	201
734	Services to dwellings and other buildings .....	9	2 015	761	215	95
735	Miscellaneous equipment rental and leasing .....	4	4 069	1 400	343	38
736	Personnel supply services .....	22	15 736	11 326	3 200	504
737	Computer programming, data processing, and other computer related services .....	27	14 156	6 430	1 416	132
7371, 2, 3	Computer programming, prepackaged software, and integrated systems .....	18	7 530	3 225	699	79
7374, 5, 6	Data processing services .....	4	(D)	(D)	(D)	BB
7377, 8, 9	Computer rental and leasing, maintenance, and related services, n.e.c. ....	5	(D)	(D)	(D)	BB
738	Miscellaneous business services .....	11	(D)	(D)	(D)	BB
<b>75</b>	<b>Automotive repair, services, and parking</b> .....	<b>24</b>	<b>11 070</b>	<b>3 068</b>	<b>731</b>	<b>122</b>
751	Automotive rental and leasing, without drivers .....	2	(D)	(D)	(D)	AA
752	Automobile parking .....	1	(D)	(D)	(D)	AA
753	Automotive repair shops .....	16	8 037	2 372	594	79
7532	Top, body, and upholstery repair shops and paint shops .....	4	2 176	725	180	22
7538	General automotive repair shops .....	9	4 617	1 250	308	40
7533, 4, 6, 7, 9	Other automotive repair shops .....	3	1 244	397	106	17
754	Automotive services, except repair .....	5	1 798	478	87	30
<b>76</b>	<b>Miscellaneous repair services</b> .....	<b>4</b>	<b>(D)</b>	<b>(D)</b>	<b>(D)</b>	<b>BB</b>
762	Electrical repair shops .....	3	779	268	64	14
7622	Radio and television repair shops .....	1	(D)	(D)	(D)	AA
7623, 9	Other electrical and electronic repair shops .....	2	(D)	(D)	(D)	AA
763	Watch, clock, and jewelry repair .....	—	—	—	—	—
764	Reupholstery and furniture repair .....	—	—	—	—	—
769	Miscellaneous repair and related services .....	1	(D)	(D)	(D)	AA
<b>78, 79, 84</b>	<b>Amusement and recreation services, including motion pictures and museums</b> .....	<b>19</b>	<b>15 359</b>	<b>6 037</b>	<b>2 578</b>	<b>173</b>
781, 2	Motion picture production, distribution, and services .....	7	6 714	4 235	2 193	17
783	Motion picture theaters .....	1	(D)	(D)	(D)	BB
784	Video tape rental .....	2	(D)	(D)	(D)	AA
792	Theatrical producers (except motion picture), bands, orchestras, and entertainers .....	—	—	—	—	—
793	Bowling centers .....	—	—	—	—	—
79 ex. 792, 3; 84	Commercial sports and other amusement and recreation services, including museums .....	9	(D)	(D)	(D)	BB
<b>80</b>	<b>Health services</b> .....	<b>160</b>	<b>142 805</b>	<b>69 770</b>	<b>13 987</b>	<b>1 538</b>
801	Offices and clinics of doctors of medicine .....	92	89 503	48 651	8 845	582
802	Offices and clinics of dentists .....	30	11 737	4 032	1 039	142
803	Offices and clinics of doctors of osteopathy .....	—	—	—	—	—
804	Offices and clinics of other health practitioners .....	19	5 377	1 230	270	63
805	Nursing and personal care facilities .....	2	(D)	(D)	(D)	EE
806	Hospitals .....	—	—	—	—	—
807, 8, 9	Other health services .....	17	(D)	(D)	(D)	EE
<b>81</b>	<b>Legal services</b> .....	<b>114</b>	<b>118 909</b>	<b>48 230</b>	<b>10 808</b>	<b>1 063</b>
<b>823, 4, 9</b>	<b>Selected educational services</b> .....	<b>8</b>	<b>3 409</b>	<b>1 154</b>	<b>250</b>	<b>54</b>
<b>83</b>	<b>Social services</b> .....	<b>7</b>	<b>7 429</b>	<b>3 685</b>	<b>785</b>	<b>256</b>
835	Child day care services .....	4	(D)	(D)	(D)	EE
832, 3, 6, 9	Other social services .....	3	(D)	(D)	(D)	AA
<b>87 ex. 8733</b>	<b>Engineering, accounting, research, management, and related services (except noncommercial research organizations)</b> .....	<b>74</b>	<b>236 780</b>	<b>94 721</b>	<b>17 231</b>	<b>1 035</b>
871	Engineering, architectural, and surveying services .....	17	18 331	9 157	2 127	230
872	Accounting, auditing, and bookkeeping services .....	21	8 715	3 213	731	86
873 ex. 8733	Research, development, and testing services (except noncommercial research organizations) .....	4	(D)	(D)	(D)	BB
874	Management and public relations services .....	32	(D)	(D)	(D)	FF
<b>89</b>	<b>Services, n.e.c.</b> .....	<b>4</b>	<b>(D)</b>	<b>(D)</b>	<b>(D)</b>	<b>AA</b>



**Table 5. Summary Statistics for Firms Subject to Federal Income Tax for Places With 350 Establishments or More: 1992 — Con.**

[Includes only establishments with payroll. For meaning of abbreviations and symbols, see introductory text. For explanation of terms and comparability of 1987 and 1992 censuses, see appendix A. For information on geographic areas followed by ▲, see appendix F]

SIC code	Geographic area and kind of business or operation	Establishments (number)	Receipts (\$1,000)	Annual payroll (\$1,000)	First-quarter payroll (\$1,000)	Paid employees for pay period including March 12 (number)
<b>MOUNT LAUREL TOWNSHIP</b>						
	<b>Total</b> .....	<b>394</b>	<b>1 013 310</b>	<b>282 323</b>	<b>79 253</b>	<b>8 337</b>
<b>70 ex. 704</b>	<b>Hotels, rooming houses, camps, and other lodging places (except membership lodging)</b> .....	<b>12</b>	<b>25 895</b>	<b>7 591</b>	<b>1 554</b>	<b>525</b>
7011	Hotels and motels .....	12	25 895	7 591	1 554	525
7011 pt.	Hotels .....	5	18 508	5 345	1 186	399
7011 pt.	Motels, motor hotels, and tourist courts .....	7	7 387	2 246	368	126
702, 3	Other lodging places .....	—	—	—	—	—
<b>72</b>	<b>Personal services</b> .....	<b>34</b>	<b>(D)</b>	<b>(D)</b>	<b>(D)</b>	<b>CC</b>
721	Laundry, cleaning, and garment services .....	9	(D)	(D)	(D)	BB
7211	Power laundries, family and commercial* .....	—	—	—	—	—
7213	Linen supply* .....	—	—	—	—	—
7215	Coin-operated laundries and drycleaning .....	—	—	—	—	—
7216	Drycleaning plants, except rug cleaning* .....	4	(D)	(D)	(D)	AA
7217	Carpet and upholstery cleaning .....	1	(D)	(D)	(D)	BB
7218	Industrial laundriers* .....	—	—	—	—	—
7212, 9	Other laundry, cleaning, and garment services* .....	4	(D)	(D)	(D)	AA
722	Photographic studios, portrait .....	—	—	—	—	—
723, 4	Beauty and barber shops .....	21	(D)	(D)	(D)	CC
723	Beauty shops .....	19	(D)	(D)	(D)	CC
724	Barber shops .....	2	(D)	(D)	(D)	AA
725	Shoe repair shops and shoeshine parlors .....	—	—	—	—	—
726	Funeral service and crematories .....	1	(D)	(D)	(D)	AA
729	Miscellaneous personal services .....	3	(D)	(D)	(D)	AA
<b>73</b>	<b>Business services</b> .....	<b>132</b>	<b>475 040</b>	<b>170 870</b>	<b>51 779</b>	<b>4 204</b>
731	Advertising .....	2	(D)	(D)	(D)	AA
732	Consumer credit reporting agencies, mercantile reporting agencies, and adjustment and collection agencies .....	5	8 351	3 036	774	132
733	Mailing, reproduction, commercial art and photography, and stenographic services .....	8	(D)	(D)	(D)	CC
734	Services to dwellings and other buildings .....	16	2 582	1 207	256	74
735	Miscellaneous equipment rental and leasing .....	8	(D)	(D)	(D)	EE
736	Personnel supply services .....	11	(D)	(D)	(D)	FF
737	Computer programming, data processing, and other computer related services .....	55	299 841	80 022	20 022	2 016
7371, 2, 3	Computer programming, prepackaged software, and integrated systems .....	34	86 376	32 380	8 086	610
7374, 5, 6	Data processing services .....	11	203 435	43 881	10 995	1 319
7377, 8, 9	Computer rental and leasing, maintenance, and related services, n.e.c. ....	10	10 030	3 761	941	87
738	Miscellaneous business services .....	27	35 178	14 542	3 930	749
<b>75</b>	<b>Automotive repair, services, and parking</b> .....	<b>17</b>	<b>(D)</b>	<b>(D)</b>	<b>(D)</b>	<b>FF</b>
751	Automotive rental and leasing, without drivers .....	11	(D)	(D)	(D)	FF
752	Automobile parking .....	—	—	—	—	—
753	Automotive repair shops .....	6	(D)	(D)	(D)	BB
7532	Top, body, and upholstery repair shops and paint shops .....	1	(D)	(D)	(D)	AA
7538	General automotive repair shops .....	4	(D)	(D)	(D)	AA
7533, 4, 6, 7, 9	Other automotive repair shops .....	1	(D)	(D)	(D)	AA
754	Automotive services, except repair .....	—	—	—	—	—
<b>76</b>	<b>Miscellaneous repair services</b> .....	<b>8</b>	<b>(D)</b>	<b>(D)</b>	<b>(D)</b>	<b>BB</b>
762	Electrical repair shops .....	1	(D)	(D)	(D)	AA
7622	Radio and television repair shops .....	—	—	—	—	—
7623, 9	Other electrical and electronic repair shops .....	1	(D)	(D)	(D)	AA
763	Watch, clock, and jewelry repair .....	—	—	—	—	—
764	Reupholstery and furniture repair .....	3	(D)	(D)	(D)	AA
769	Miscellaneous repair and related services .....	4	(D)	(D)	(D)	BB
<b>78, 79, 84</b>	<b>Amusement and recreation services, including motion pictures and museums</b> .....	<b>27</b>	<b>18 528</b>	<b>8 662</b>	<b>1 834</b>	<b>321</b>
781, 2	Motion picture production, distribution, and services .....	4	(D)	(D)	(D)	CC
783	Motion picture theaters .....	—	—	—	—	—
784	Video tape rental .....	4	(D)	(D)	(D)	BB
792	Theatrical producers (except motion picture), bands, orchestras, and entertainers .....	3	(D)	(D)	(D)	AA
793	Bowling centers .....	—	—	—	—	—
79 ex. 792, 3, 84	Commercial sports and other amusement and recreation services, including museums .....	16	5 808	1 460	318	139
<b>80</b>	<b>Health services</b> .....	<b>54</b>	<b>59 881</b>	<b>26 281</b>	<b>5 941</b>	<b>806</b>
801	Offices and clinics of doctors of medicine .....	29	30 032	15 108	3 123	384
802	Offices and clinics of dentists .....	8	2 741	755	151	44
803	Offices and clinics of doctors of osteopathy .....	3	2 357	1 052	215	33
804	Offices and clinics of other health practitioners .....	6	1 354	582	129	20
805	Nursing and personal care facilities .....	1	(D)	(D)	(D)	CC
806	Hospitals .....	—	—	—	—	—
807, 8, 9	Other health services .....	7	(D)	(D)	(D)	CC
<b>81</b>	<b>Legal services</b> .....	<b>24</b>	<b>19 740</b>	<b>9 029</b>	<b>2 200</b>	<b>208</b>
<b>823, 4, 9</b>	<b>Selected educational services</b> .....	<b>3</b>	<b>(D)</b>	<b>(D)</b>	<b>(D)</b>	<b>EE</b>

**Table 5. Summary Statistics for Firms Subject to Federal Income Tax for Places With 350 Establishments or More: 1992 — Con.**

[Includes only establishments with payroll. For meaning of abbreviations and symbols, see introductory text. For explanation of terms and comparability of 1987 and 1992 censuses, see appendix A. For information on geographic areas followed by ▲, see appendix F]

SIC code	Geographic area and kind of business or operation	Establishments (number)	Receipts (\$1,000)	Annual payroll (\$1,000)	First-quarter payroll (\$1,000)	Paid employees for pay period including March 12 (number)
<b>MOUNT LAUREL TOWNSHIP — Con.</b>						
<b>83</b>	<b>Social services</b> .....	<b>12</b>	<b>(D)</b>	<b>(D)</b>	<b>(D)</b>	<b>CC</b>
835	Child day care services .....	9	(D)	(D)	(D)	CC
832, 3, 6, 9	Other social services .....	3	(D)	(D)	(D)	BB
<b>87 ex. 8733</b>	<b>Engineering, accounting, research, management, and related services (except noncommercial research organizations)</b> .....	<b>66</b>	<b>59 588</b>	<b>26 521</b>	<b>6 232</b>	<b>734</b>
871	Engineering, architectural, and surveying services .....	28	38 270	18 462	4 469	481
872	Accounting, auditing, and bookkeeping services .....	10	(D)	(D)	(D)	BB
873 ex. 8733	Research, development, and testing services (except noncommercial research organizations) .....	2	(D)	(D)	(D)	BB
874	Management and public relations services .....	26	16 946	6 644	1 447	185
<b>89</b>	<b>Services, n.e.c.</b> .....	<b>5</b>	<b>(D)</b>	<b>(D)</b>	<b>(D)</b>	<b>BB</b>
<b>NEWARK</b>						
	<b>Total</b> .....	<b>1 110</b>	<b>1 323 688</b>	<b>482 839</b>	<b>109 991</b>	<b>18 814</b>
<b>70 ex. 704</b>	<b>Hotels, rooming houses, camps, and other lodging places (except membership lodging)</b> .....	<b>17</b>	<b>86 049</b>	<b>23 710</b>	<b>5 554</b>	<b>1 485</b>
7011	Hotels and motels .....	14	(D)	(D)	(D)	GG
7011 pt.	Hotels .....	13	(D)	(D)	(D)	GG
7011 pt.	Motels, motor hotels, and tourist courts .....	1	(D)	(D)	(D)	BB
702, 3	Other lodging places .....	3	(D)	(D)	(D)	AA
<b>72</b>	<b>Personal services</b> .....	<b>135</b>	<b>45 571</b>	<b>17 389</b>	<b>3 845</b>	<b>900</b>
721	Laundry, cleaning, and garment services .....	49	31 749	13 592	2 999	685
7211	Power laundries, family and commercial* .....	—	—	—	—	—
7213	Linen supply* .....	4	12 817	6 462	1 378	267
7215	Coin-operated laundries and drycleaning .....	13	1 519	251	57	35
7216	Drycleaning plants, except rug cleaning* .....	20	2 495	867	192	66
7217	Carpet and upholstery cleaning .....	—	—	—	—	—
7218	Industrial launderers* .....	2	(D)	(D)	(D)	CC
7212, 9	Other laundry, cleaning, and garment services* .....	10	(D)	(D)	(D)	CC
722	Photographic studios, portrait .....	2	(D)	(D)	(D)	AA
723, 4	Beauty and barber shops .....	66	3 581	1 275	280	115
723	Beauty shops .....	58	3 125	1 138	254	102
724	Barber shops .....	8	456	137	26	13
725	Shoe repair shops and shoeshine parlors .....	3	(D)	(D)	(D)	AA
726	Funeral service and crematories .....	10	8 681	2 249	526	87
729	Miscellaneous personal services .....	5	(D)	(D)	(D)	AA
<b>73</b>	<b>Business services</b> .....	<b>156</b>	<b>254 723</b>	<b>115 175</b>	<b>26 883</b>	<b>7 354</b>
731	Advertising .....	8	3 577	1 541	377	120
732	Consumer credit reporting agencies, mercantile reporting agencies, and adjustment and collection agencies .....	2	(D)	(D)	(D)	AA
733	Mailing, reproduction, commercial art and photography, and stenographic services .....	14	9 983	3 423	877	132
734	Services to dwellings and other buildings .....	31	52 163	31 630	7 293	2 452
735	Miscellaneous equipment rental and leasing .....	9	20 300	5 103	1 041	168
736	Personnel supply services .....	16	25 686	19 791	4 572	1 115
737	Computer programming, data processing, and other computer related services .....	17	19 182	6 557	1 811	207
7371, 2, 3	Computer programming, prepackaged software, and integrated systems .....	2	(D)	(D)	(D)	AA
7374, 5, 6	Data processing services .....	12	17 622	6 337	1 773	200
7377, 8, 9	Computer rental and leasing, maintenance, and related services, n.e.c. ....	3	(D)	(D)	(D)	AA
738	Miscellaneous business services .....	59	(D)	(D)	(D)	HH
<b>75</b>	<b>Automotive repair, services, and parking</b> .....	<b>230</b>	<b>306 557</b>	<b>57 634</b>	<b>13 433</b>	<b>2 500</b>
751	Automotive rental and leasing, without drivers .....	22	184 860	22 002	4 983	969
752	Automobile parking .....	49	50 907	8 032	1 947	421
753	Automotive repair shops .....	137	65 089	25 553	6 044	1 013
7532	Top, body, and upholstery repair shops and paint shops .....	54	44 995	19 028	4 544	717
7538	General automotive repair shops .....	58	13 466	4 311	997	201
7533, 4, 6, 7, 9	Other automotive repair shops .....	25	6 628	2 214	503	95
754	Automotive services, except repair .....	22	5 701	2 047	459	97
<b>76</b>	<b>Miscellaneous repair services</b> .....	<b>49</b>	<b>46 839</b>	<b>19 865</b>	<b>4 873</b>	<b>529</b>
762	Electrical repair shops .....	7	2 842	916	243	35
7622	Radio and television repair shops .....	3	(D)	(D)	(D)	AA
7623, 9	Other electrical and electronic repair shops .....	4	(D)	(D)	(D)	BB
763	Watch, clock, and jewelry repair .....	2	(D)	(D)	(D)	AA
764	Reupholstery and furniture repair .....	2	(D)	(D)	(D)	AA
769	Miscellaneous repair and related services .....	38	(D)	(D)	(D)	EE

**Table 5. Summary Statistics for Firms Subject to Federal Income Tax for Places With 350 Establishments or More: 1992 — Con.**

[Includes only establishments with payroll. For meaning of abbreviations and symbols, see introductory text. For explanation of terms and comparability of 1987 and 1992 censuses, see appendix A. For information on geographic areas followed by ▲, see appendix F]

SIC code	Geographic area and kind of business or operation	Establishments (number)	Receipts (\$1,000)	Annual payroll (\$1,000)	First-quarter payroll (\$1,000)	Paid employees for pay period including March 12 (number)
	<b>NEWARK—Con.</b>					
<b>78, 79, 84</b>	<b>Amusement and recreation services, including motion pictures and museums</b> .....	<b>23</b>	<b>(D)</b>	<b>(D)</b>	<b>(D)</b>	<b>CC</b>
781, 2	Motion picture production, distribution, and services .....	4	(D)	(D)	(D)	BB
783	Motion picture theaters .....	3	(D)	(D)	(D)	BB
784	Video tape rental .....	4	(D)	(D)	(D)	AA
792	Theatrical producers (except motion picture), bands, orchestras, and entertainers .....	1	(D)	(D)	(D)	AA
793	Bowling centers .....	—	—	—	—	—
79 ex. 792, 3; 84	Commercial sports and other amusement and recreation services, including museums .....	11	(D)	(D)	(D)	BB
<b>80</b>	<b>Health services</b> .....	<b>226</b>	<b>140 837</b>	<b>60 205</b>	<b>12 613</b>	<b>1 862</b>
801	Offices and clinics of doctors of medicine .....	128	61 014	27 037	5 213	511
802	Offices and clinics of dentists .....	44	14 989	5 781	1 356	219
803	Offices and clinics of doctors of osteopathy .....	2	(D)	(D)	(D)	AA
804	Offices and clinics of other health practitioners .....	27	10 360	3 913	922	110
805	Nursing and personal care facilities .....	3	(D)	(D)	(D)	FF
806	Hospitals .....	—	—	—	—	—
807, 8, 9	Other health services .....	22	(D)	(D)	(D)	EE
<b>81</b>	<b>Legal services</b> .....	<b>184</b>	<b>360 103</b>	<b>160 681</b>	<b>36 603</b>	<b>3 181</b>
<b>823, 4, 9</b>	<b>Selected educational services</b> .....	<b>8</b>	<b>(D)</b>	<b>(D)</b>	<b>(D)</b>	<b>CC</b>
<b>83</b>	<b>Social services</b> .....	<b>18</b>	<b>(D)</b>	<b>(D)</b>	<b>(D)</b>	<b>CC</b>
835	Child day care services .....	13	3 501	1 508	377	86
832, 3, 6, 9	Other social services .....	5	(D)	(D)	(D)	BB
<b>87 ex. 8733</b>	<b>Engineering, accounting, research, management, and related services (except noncommercial research organizations)</b> .....	<b>62</b>	<b>45 667</b>	<b>18 709</b>	<b>4 102</b>	<b>479</b>
871	Engineering, architectural, and surveying services .....	22	12 014	3 745	820	101
872	Accounting, auditing, and bookkeeping services .....	11	7 833	3 844	889	140
873 ex. 8733	Research, development, and testing services (except noncommercial research organizations) .....	5	13 472	5 946	1 282	113
874	Management and public relations services .....	24	12 348	5 174	1 111	125
<b>89</b>	<b>Services, n.e.c.</b> .....	<b>2</b>	<b>(D)</b>	<b>(D)</b>	<b>(D)</b>	<b>AA</b>
	<b>PARAMUS</b>					
	<b>Total</b> .....	<b>498</b>	<b>482 953</b>	<b>189 095</b>	<b>41 634</b>	<b>6 581</b>
<b>70 ex. 704</b>	<b>Hotels, rooming houses, camps, and other lodging places (except membership lodging)</b> .....	<b>4</b>	<b>6 029</b>	<b>2 085</b>	<b>496</b>	<b>132</b>
7011	Hotels and motels .....	4	6 029	2 085	496	132
7011 pt.	Hotels .....	2	(D)	(D)	(D)	BB
7011 pt.	Motels, motor hotels, and tourist courts .....	2	(D)	(D)	(D)	BB
702, 3	Other lodging places .....	—	—	—	—	—
<b>72</b>	<b>Personal services</b> .....	<b>42</b>	<b>14 112</b>	<b>5 229</b>	<b>1 161</b>	<b>412</b>
721	Laundry, cleaning, and garment services .....	8	1 442	468	75	22
7211	Power laundries, family and commercial* .....	—	—	—	—	—
7213	Linen supply* .....	1	(D)	(D)	(D)	AA
7215	Coin-operated laundries and drycleaning .....	2	(D)	(D)	(D)	AA
7216	Drycleaning plants, except rug cleaning* .....	3	413	91	22	9
7217	Carpet and upholstery cleaning .....	—	—	—	—	—
7218	Industrial launderers* .....	—	—	—	—	—
7212, 9	Other laundry, cleaning, and garment services* .....	2	(D)	(D)	(D)	AA
722	Photographic studios, portrait .....	5	1 161	179	44	22
723, 4	Beauty and barber shops .....	20	4 602	2 351	582	210
723	Beauty shops .....	19	(D)	(D)	(D)	CC
724	Barber shops .....	1	(D)	(D)	(D)	AA
725	Shoe repair shops and shoeshine parlors .....	—	—	—	—	—
726	Funeral service and crematories .....	2	(D)	(D)	(D)	BB
729	Miscellaneous personal services .....	7	(D)	(D)	(D)	CC
<b>73</b>	<b>Business services</b> .....	<b>130</b>	<b>120 421</b>	<b>59 047</b>	<b>13 614</b>	<b>2 743</b>
731	Advertising .....	7	19 814	6 498	1 360	197
732	Consumer credit reporting agencies, mercantile reporting agencies, and adjustment and collection agencies .....	3	(D)	(D)	(D)	BB
733	Mailing, reproduction, commercial art and photography, and stenographic services .....	13	4 042	1 327	318	66
734	Services to dwellings and other buildings .....	12	4 601	1 333	329	69
735	Miscellaneous equipment rental and leasing .....	—	—	—	—	—
736	Personnel supply services .....	43	36 605	23 725	4 374	1 544
737	Computer programming, data processing, and other computer related services .....	32	37 697	18 549	5 309	446
7371, 2, 3	Computer programming, prepackaged software, and integrated systems .....	18	17 966	5 783	2 178	153
7374, 5, 6	Data processing services .....	4	4 462	2 082	525	122
7377, 8, 9	Computer rental and leasing, maintenance, and related services, n.e.c. .....	10	15 269	10 684	2 606	171
738	Miscellaneous business services .....	20	(D)	(D)	(D)	EE

**Table 5. Summary Statistics for Firms Subject to Federal Income Tax for Places With 350 Establishments or More: 1992 — Con.**

[Includes only establishments with payroll. For meaning of abbreviations and symbols, see introductory text. For explanation of terms and comparability of 1987 and 1992 censuses, see appendix A. For information on geographic areas followed by ▲, see appendix F]

SIC code	Geographic area and kind of business or operation	Establishments (number)	Receipts (\$1,000)	Annual payroll (\$1,000)	First-quarter payroll (\$1,000)	Paid employees for pay period including March 12 (number)
<b>PARAMUS—Con.</b>						
<b>75</b>	<b>Automotive repair, services, and parking</b> .....	<b>23</b>	<b>18 196</b>	<b>3 006</b>	<b>735</b>	<b>123</b>
751	Automotive rental and leasing, without drivers .....	2	(D)	(D)	(D)	AA
752	Automobile parking .....	1	(D)	(D)	(D)	AA
753	Automotive repair shops .....	17	(D)	(D)	(D)	CC
7532	Top, body, and upholstery repair shops and paint shops .....	3	1 904	580	157	20
7538	General automotive repair shops .....	5	2 346	557	95	19
7533, 4, 6, 7, 9	Other automotive repair shops .....	9	(D)	(D)	(D)	BB
754	Automotive services, except repair .....	3	(D)	(D)	(D)	AA
<b>76</b>	<b>Miscellaneous repair services</b> .....	<b>16</b>	<b>22 546</b>	<b>5 011</b>	<b>1 187</b>	<b>159</b>
762	Electrical repair shops .....	7	20 266	4 257	1 049	129
7622	Radio and television repair shops .....	1	(D)	(D)	(D)	BB
7623, 9	Other electrical and electronic repair shops .....	6	(D)	(D)	(D)	BB
763	Watch, clock, and jewelry repair .....	2	(D)	(D)	(D)	AA
764	Reupholstery and furniture repair .....	1	(D)	(D)	(D)	AA
769	Miscellaneous repair and related services .....	6	(D)	(D)	(D)	AA
<b>78, 79, 84</b>	<b>Amusement and recreation services, including motion pictures and museums</b> .....	<b>33</b>	<b>27 328</b>	<b>4 761</b>	<b>937</b>	<b>352</b>
781, 2	Motion picture production, distribution, and services .....	4	1 553	536	46	10
783	Motion picture theaters .....	2	(D)	(D)	(D)	BB
784	Video tape rental .....	3	(D)	(D)	(D)	BB
792	Theatrical producers (except motion picture), bands, orchestras, and entertainers .....	3	(D)	(D)	(D)	AA
793	Bowling centers .....	1	(D)	(D)	(D)	AA
79 ex. 792, 3; 84	Commercial sports and other amusement and recreation services, including museums .....	20	10 620	2 305	435	201
<b>80</b>	<b>Health services</b> .....	<b>107</b>	<b>78 014</b>	<b>33 334</b>	<b>6 361</b>	<b>840</b>
801	Offices and clinics of doctors of medicine .....	61	45 936	21 045	3 488	311
802	Offices and clinics of dentists .....	16	5 527	2 108	481	77
803	Offices and clinics of doctors of osteopathy .....	1	(D)	(D)	(D)	AA
804	Offices and clinics of other health practitioners .....	20	10 663	2 804	668	134
805	Nursing and personal care facilities .....	2	(D)	(D)	(D)	CC
806	Hospitals .....	—	—	—	—	—
807, 8, 9	Other health services .....	7	(D)	(D)	(D)	CC
<b>81</b>	<b>Legal services</b> .....	<b>30</b>	<b>21 535</b>	<b>10 556</b>	<b>2 150</b>	<b>223</b>
<b>823, 4, 9</b>	<b>Selected educational services</b> .....	<b>7</b>	<b>4 205</b>	<b>1 715</b>	<b>330</b>	<b>73</b>
<b>83</b>	<b>Social services</b> .....	<b>9</b>	<b>5 987</b>	<b>2 476</b>	<b>607</b>	<b>197</b>
835	Child day care services .....	5	(D)	(D)	(D)	BB
832, 3, 6, 9	Other social services .....	4	(D)	(D)	(D)	CC
<b>87 ex. 8733</b>	<b>Engineering, accounting, research, management, and related services (except noncommercial research organizations)</b> .....	<b>93</b>	<b>163 387</b>	<b>61 151</b>	<b>13 907</b>	<b>1 304</b>
871	Engineering, architectural, and surveying services .....	21	75 077	34 028	7 158	685
872	Accounting, auditing, and bookkeeping services .....	27	16 181	5 778	1 252	155
873 ex. 8733	Research, development, and testing services (except noncommercial research organizations) .....	8	28 051	8 246	1 752	231
874	Management and public relations services .....	37	44 078	13 099	3 745	233
<b>89</b>	<b>Services, n.e.c.</b> .....	<b>4</b>	<b>1 193</b>	<b>724</b>	<b>149</b>	<b>23</b>
<b>PARSIPPANY-TROY HILLS TOWNSHIP</b>						
	<b>Total</b> .....	<b>592</b>	<b>1 057 622</b>	<b>330 411</b>	<b>76 017</b>	<b>10 317</b>
<b>70 ex. 704</b>	<b>Hotels, rooming houses, camps, and other lodging places (except membership lodging)</b> .....	<b>17</b>	<b>64 226</b>	<b>17 552</b>	<b>4 202</b>	<b>1 284</b>
7011	Hotels and motels .....	17	64 226	17 552	4 202	1 284
7011 pt. 7011 pt.	Hotels .....	9	61 449	16 931	4 076	1 236
7011 pt.	Motels, motor hotels, and tourist courts .....	8	2 777	621	126	48
702, 3	Other lodging places .....	—	—	—	—	—
<b>72</b>	<b>Personal services</b> .....	<b>45</b>	<b>7 532</b>	<b>2 221</b>	<b>598</b>	<b>208</b>
721	Laundry, cleaning, and garment services .....	16	2 585	760	228	65
7211	Power laundries, family and commercial* .....	—	—	—	—	—
7213	Linen supply* .....	1	(D)	(D)	(D)	AA
7215	Coin-operated laundries and drycleaning .....	6	525	80	21	12
7216	Drycleaning plants, except rug cleaning* .....	7	1 712	574	182	39
7217	Carpet and upholstery cleaning .....	1	(D)	(D)	(D)	AA
7218	Industrial launderers* .....	1	(D)	(D)	(D)	AA
7212, 9	Other laundry, cleaning, and garment services* .....	—	—	—	—	—
722	Photographic studios, portrait .....	2	(D)	(D)	(D)	AA
723, 4	Beauty and barber shops .....	22	2 459	940	231	102
723	Beauty shops .....	18	2 006	758	185	81
724	Barber shops .....	4	453	182	46	21
725	Shoe repair shops and shoeshine parlors .....	—	—	—	—	—
726	Funeral service and crematories .....	3	1 518	287	84	30
729	Miscellaneous personal services .....	2	(D)	(D)	(D)	AA

**Table 5. Summary Statistics for Firms Subject to Federal Income Tax for Places With 350 Establishments or More: 1992 — Con.**

[Includes only establishments with payroll. For meaning of abbreviations and symbols, see introductory text. For explanation of terms and comparability of 1987 and 1992 censuses, see appendix A. For information on geographic areas followed by ▲, see appendix F]

SIC code	Geographic area and kind of business or operation	Establishments (number)	Receipts (\$1,000)	Annual payroll (\$1,000)	First-quarter payroll (\$1,000)	Paid employees for pay period including March 12 (number)
<b>PARSIPPANY-TROY HILLS TOWNSHIP — Con.</b>						
<b>73</b>	<b>Business services</b> .....	<b>205</b>	<b>435 989</b>	<b>162 743</b>	<b>38 665</b>	<b>5 346</b>
731	Advertising .....	12	53 973	12 070	2 840	241
732	Consumer credit reporting agencies, mercantile reporting agencies, and adjustment and collection agencies .....	4	(D)	(D)	(D)	EE
733	Mailing, reproduction, commercial art and photography, and stenographic services .....	9	2 916	1 415	310	33
734	Services to dwellings and other buildings .....	18	8 501	4 798	1 089	303
735	Miscellaneous equipment rental and leasing .....	5	(D)	(D)	(D)	CC
736	Personnel supply services .....	44	54 513	36 829	8 327	1 599
737	Computer programming, data processing, and other computer related services .....	82	147 314	47 841	11 461	1 075
7371, 2, 3	Computer programming, prepackaged software, and integrated systems .....	51	87 311	27 713	6 266	510
7374, 5, 6	Data processing services .....	16	36 437	13 275	3 575	429
7377, 8, 9	Computer rental and leasing, maintenance, and related services, n.e.c. ....	15	23 566	6 853	1 620	136
738	Miscellaneous business services .....	31	61 191	33 129	7 519	1 541
<b>75</b>	<b>Automotive repair, services, and parking</b> .....	<b>18</b>	<b>6 296</b>	<b>1 233</b>	<b>296</b>	<b>51</b>
751	Automotive rental and leasing, without drivers .....	2	(D)	(D)	(D)	AA
752	Automobile parking .....	—	—	—	—	—
753	Automotive repair shops .....	12	2 457	575	143	29
7532	Top, body, and upholstery repair shops and paint shops .....	—	—	—	—	—
7538	General automotive repair shops .....	9	1 896	416	107	21
7533, 4, 6, 7, 9	Other automotive repair shops .....	3	561	159	36	8
754	Automotive services, except repair .....	4	(D)	(D)	(D)	AA
<b>76</b>	<b>Miscellaneous repair services</b> .....	<b>20</b>	<b>15 280</b>	<b>3 982</b>	<b>951</b>	<b>117</b>
762	Electrical repair shops .....	8	4 286	1 256	287	44
7622	Radio and television repair shops .....	2	(D)	(D)	(D)	AA
7623, 9	Other electrical and electronic repair shops .....	6	(D)	(D)	(D)	BB
763	Watch, clock, and jewelry repair .....	—	—	—	—	—
764	Reupholstery and furniture repair .....	3	223	39	19	5
769	Miscellaneous repair and related services .....	9	10 771	2 687	645	68
<b>78, 79, 84</b>	<b>Amusement and recreation services, including motion pictures and museums</b> .....	<b>21</b>	<b>6 171</b>	<b>1 959</b>	<b>296</b>	<b>68</b>
781, 2	Motion picture production, distribution, and services .....	2	(D)	(D)	(D)	AA
783	Motion picture theaters .....	—	—	—	—	—
784	Video tape rental .....	7	(D)	(D)	(D)	BB
792	Theatrical producers (except motion picture), bands, orchestras, and entertainers .....	—	—	—	—	—
793	Bowling centers .....	1	(D)	(D)	(D)	AA
79 ex. 792, 3; 84	Commercial sports and other amusement and recreation services, including museums .....	11	2 687	1 217	147	35
<b>80</b>	<b>Health services</b> .....	<b>103</b>	<b>46 921</b>	<b>19 166</b>	<b>4 176</b>	<b>602</b>
801	Offices and clinics of doctors of medicine .....	44	19 986	10 162	1 989	190
802	Offices and clinics of dentists .....	27	9 024	3 196	741	124
803	Offices and clinics of doctors of osteopathy .....	3	694	235	58	15
804	Offices and clinics of other health practitioners .....	19	4 233	961	233	60
805	Nursing and personal care facilities .....	2	(D)	(D)	(D)	CC
806	Hospitals .....	—	—	—	—	—
807, 8, 9	Other health services .....	8	(D)	(D)	(D)	BB
<b>81</b>	<b>Legal services</b> .....	<b>39</b>	<b>30 124</b>	<b>12 858</b>	<b>3 276</b>	<b>289</b>
<b>823, 4, 9</b>	<b>Selected educational services</b> .....	<b>9</b>	<b>13 666</b>	<b>7 487</b>	<b>1 873</b>	<b>206</b>
<b>83</b>	<b>Social services</b> .....	<b>9</b>	<b>(D)</b>	<b>(D)</b>	<b>(D)</b>	<b>CC</b>
835	Child day care services .....	9	(D)	(D)	(D)	CC
832, 3, 6, 9	Other social services .....	—	—	—	—	—
<b>87 ex. 8733</b>	<b>Engineering, accounting, research, management, and related services (except noncommercial research organizations)</b> .....	<b>102</b>	<b>425 093</b>	<b>98 926</b>	<b>21 193</b>	<b>2 003</b>
871	Engineering, architectural, and surveying services .....	26	35 613	13 489	3 228	278
872	Accounting, auditing, and bookkeeping services .....	24	(D)	(D)	(D)	GG
873 ex. 8733	Research, development, and testing services (except noncommercial research organizations) .....	7	(D)	(D)	(D)	BB
874	Management and public relations services .....	45	254 169	33 310	7 237	461
<b>89</b>	<b>Services, n.e.c.</b> .....	<b>4</b>	<b>(D)</b>	<b>(D)</b>	<b>(D)</b>	<b>BB</b>

**Table 5. Summary Statistics for Firms Subject to Federal Income Tax for Places With 350 Establishments or More: 1992 — Con.**

[Includes only establishments with payroll. For meaning of abbreviations and symbols, see introductory text. For explanation of terms and comparability of 1987 and 1992 censuses, see appendix A. For information on geographic areas followed by ▲, see appendix F]

SIC code	Geographic area and kind of business or operation	Establishments (number)	Receipts (\$1,000)	Annual payroll (\$1,000)	First-quarter payroll (\$1,000)	Paid employees for pay period including March 12 (number)
<b>PATERSON</b>						
	<b>Total</b> .....	<b>496</b>	<b>236 624</b>	<b>88 546</b>	<b>19 847</b>	<b>3 619</b>
<b>70 ex. 704</b>	<b>Hotels, rooming houses, camps, and other lodging places (except membership lodging)</b> .....	<b>7</b>	<b>1 137</b>	<b>391</b>	<b>97</b>	<b>31</b>
7011	Hotels and motels .....	3	873	358	90	24
7011 pt.	Hotels .....	2	(D)	(D)	(D)	BB
7011 pt.	Motels, motor hotels, and tourist courts .....	1	(D)	(D)	(D)	AA
702, 3	Other lodging places .....	4	264	33	7	7
<b>72</b>	<b>Personal services</b> .....	<b>63</b>	<b>20 491</b>	<b>7 041</b>	<b>1 747</b>	<b>538</b>
721	Laundry, cleaning, and garment services .....	28	15 845	5 940	1 469	452
7211	Power laundries, family and commercial* .....	3	2 501	1 176	237	67
7213	Linen supply* .....	4	(D)	(D)	(D)	CC
7215	Coin-operated laundries and drycleaning .....	10	(D)	(D)	(D)	BB
7216	Drycleaning plants, except rug cleaning* .....	10	6 246	2 181	621	223
7217	Carpet and upholstery cleaning .....	—	—	—	—	—
7218	Industrial launderers* .....	—	—	—	—	—
7212, 9	Other laundry, cleaning, and garment services* .....	1	(D)	(D)	(D)	AA
722	Photographic studios, portrait .....	1	(D)	(D)	(D)	AA
723, 4	Beauty and barber shops .....	26	1 334	387	94	39
723	Beauty shops .....	23	1 112	318	78	33
724	Barber shops .....	3	222	69	16	6
725	Shoe repair shops and shoeshine parlors .....	—	—	—	—	—
726	Funeral service and crematories .....	6	3 067	650	159	30
729	Miscellaneous personal services .....	2	(D)	(D)	(D)	AA
<b>73</b>	<b>Business services</b> .....	<b>65</b>	<b>41 684</b>	<b>17 187</b>	<b>3 765</b>	<b>1 265</b>
731	Advertising .....	—	—	—	—	—
732	Consumer credit reporting agencies, mercantile reporting agencies, and adjustment and collection agencies .....	—	—	—	—	—
733	Mailing, reproduction, commercial art and photography, and stenographic services .....	3	(D)	(D)	(D)	BB
734	Services to dwellings and other buildings .....	22	6 882	3 556	752	223
735	Miscellaneous equipment rental and leasing .....	8	7 510	3 018	585	135
736	Personnel supply services .....	7	5 075	3 763	921	415
737	Computer programming, data processing, and other computer related services .....	3	(D)	(D)	(D)	AA
7371, 2, 3	Computer programming, prepackaged software, and integrated systems .....	1	(D)	(D)	(D)	AA
7374, 5, 6	Data processing services .....	1	(D)	(D)	(D)	AA
7377, 8, 9	Computer rental and leasing, maintenance, and related services, n.e.c. ....	1	(D)	(D)	(D)	AA
738	Miscellaneous business services .....	22	18 677	5 454	1 222	446
<b>75</b>	<b>Automotive repair, services, and parking</b> .....	<b>98</b>	<b>26 831</b>	<b>8 051</b>	<b>1 968</b>	<b>349</b>
751	Automotive rental and leasing, without drivers .....	3	(D)	(D)	(D)	AA
752	Automobile parking .....	4	(D)	(D)	(D)	AA
753	Automotive repair shops .....	80	21 838	6 433	1 596	274
7532	Top, body, and upholstery repair shops and paint shops .....	32	11 533	3 122	758	131
7538	General automotive repair shops .....	29	3 822	957	297	57
7533, 4, 6, 7, 9	Other automotive repair shops .....	19	6 483	2 354	541	86
754	Automotive services, except repair .....	11	3 255	1 367	312	54
<b>76</b>	<b>Miscellaneous repair services</b> .....	<b>34</b>	<b>24 278</b>	<b>8 392</b>	<b>1 946</b>	<b>302</b>
762	Electrical repair shops .....	4	(D)	(D)	(D)	BB
7622	Radio and television repair shops .....	1	(D)	(D)	(D)	AA
7623, 9	Other electrical and electronic repair shops .....	3	(D)	(D)	(D)	BB
763	Watch, clock, and jewelry repair .....	—	—	—	—	—
764	Reupholstery and furniture repair .....	4	1 153	450	159	35
769	Miscellaneous repair and related services .....	26	(D)	(D)	(D)	CC
<b>78, 79, 84</b>	<b>Amusement and recreation services, including motion pictures and museums</b> .....	<b>16</b>	<b>5 125</b>	<b>1 785</b>	<b>354</b>	<b>79</b>
781, 2	Motion picture production, distribution, and services .....	1	(D)	(D)	(D)	AA
783	Motion picture theaters .....	—	—	—	—	—
784	Video tape rental .....	4	310	53	9	4
792	Theatrical producers (except motion picture), bands, orchestras, and entertainers .....	2	(D)	(D)	(D)	AA
793	Bowling centers .....	1	(D)	(D)	(D)	AA
79 ex. 792, 3, 84	Commercial sports and other amusement and recreation services, including museums .....	8	3 641	1 458	272	56
<b>80</b>	<b>Health services</b> .....	<b>124</b>	<b>84 824</b>	<b>33 527</b>	<b>6 984</b>	<b>695</b>
801	Offices and clinics of doctors of medicine .....	76	50 334	22 502	4 446	351
802	Offices and clinics of dentists .....	19	9 286	4 198	1 018	133
803	Offices and clinics of doctors of osteopathy .....	—	—	—	—	—
804	Offices and clinics of other health practitioners .....	20	21 960	5 415	1 178	136
805	Nursing and personal care facilities .....	1	(D)	(D)	(D)	BB
806	Hospitals .....	—	—	—	—	—
807, 8, 9	Other health services .....	8	(D)	(D)	(D)	BB
<b>81</b>	<b>Legal services</b> .....	<b>55</b>	<b>14 518</b>	<b>3 685</b>	<b>868</b>	<b>166</b>
<b>823, 4, 9</b>	<b>Selected educational services</b> .....	<b>3</b>	<b>(D)</b>	<b>(D)</b>	<b>(D)</b>	<b>AA</b>

**Table 5. Summary Statistics for Firms Subject to Federal Income Tax for Places With 350 Establishments or More: 1992 — Con.**

[Includes only establishments with payroll. For meaning of abbreviations and symbols, see introductory text. For explanation of terms and comparability of 1987 and 1992 censuses, see appendix A. For information on geographic areas followed by ▲, see appendix F]

SIC code	Geographic area and kind of business or operation	Establishments (number)	Receipts (\$1,000)	Annual payroll (\$1,000)	First-quarter payroll (\$1,000)	Paid employees for pay period including March 12 (number)
<b>PATERSON—Con.</b>						
<b>83</b>	<b>Social services</b> .....	<b>4</b>	<b>(D)</b>	<b>(D)</b>	<b>(D)</b>	<b>BB</b>
835	Child day care services .....	1	(D)	(D)	(D)	AA
832, 3, 6, 9	Other social services .....	3	(D)	(D)	(D)	BB
<b>87 ex. 8733</b>	<b>Engineering, accounting, research, management, and related services (except noncommercial research organizations)</b> .....	<b>27</b>	<b>16 477</b>	<b>8 042</b>	<b>2 007</b>	<b>155</b>
871	Engineering, architectural, and surveying services .....	12	9 925	4 494	1 348	97
872	Accounting, auditing, and bookkeeping services .....	5	419	146	45	7
873 ex. 8733	Research, development, and testing services (except noncommercial research organizations) .....	2	(D)	(D)	(D)	AA
874	Management and public relations services .....	8	(D)	(D)	(D)	BB
<b>89</b>	<b>Services, n.e.c.</b> .....	<b>-</b>	<b>-</b>	<b>-</b>	<b>-</b>	<b>-</b>
<b>PRINCETON TOWNSHIP (MERCER COUNTY)</b>						
	<b>Total</b> .....	<b>455</b>	<b>629 150</b>	<b>262 938</b>	<b>61 247</b>	<b>10 780</b>
<b>70 ex. 704</b>	<b>Hotels, rooming houses, camps, and other lodging places (except membership lodging)</b> .....	<b>5</b>	<b>36 045</b>	<b>12 484</b>	<b>3 068</b>	<b>828</b>
7011	Hotels and motels .....	5	36 045	12 484	3 068	828
7011 pt.	Hotels .....	4	(D)	(D)	(D)	FF
7011 pt.	Motels, motor hotels, and tourist courts .....	1	(D)	(D)	(D)	AA
702, 3	Other lodging places .....	-	-	-	-	-
<b>72</b>	<b>Personal services</b> .....	<b>18</b>	<b>(D)</b>	<b>(D)</b>	<b>(D)</b>	<b>BB</b>
721	Laundry, cleaning, and garment services .....	5	1 088	428	75	23
7211	Power laundries, family and commercial* .....	-	-	-	-	-
7213	Linen supply* .....	-	-	-	-	-
7215	Coin-operated laundries and drycleaning .....	2	(D)	(D)	(D)	AA
7216	Drycleaning plants, except rug cleaning* .....	2	(D)	(D)	(D)	BB
7217	Carpet and upholstery cleaning .....	1	(D)	(D)	(D)	AA
7218	Industrial laundriers* .....	-	-	-	-	-
7212, 9	Other laundry, cleaning, and garment services* .....	-	-	-	-	-
722	Photographic studios, portrait .....	-	-	-	-	-
723, 4	Beauty and barber shops .....	8	1 448	684	161	40
723	Beauty shops .....	7	(D)	(D)	(D)	BB
724	Barber shops .....	1	(D)	(D)	(D)	AA
725	Shoe repair shops and shoeshine parlors .....	1	(D)	(D)	(D)	AA
726	Funeral service and crematories .....	-	-	-	-	-
729	Miscellaneous personal services .....	4	(D)	(D)	(D)	AA
<b>73</b>	<b>Business services</b> .....	<b>113</b>	<b>166 046</b>	<b>79 557</b>	<b>19 596</b>	<b>2 877</b>
731	Advertising .....	8	2 294	547	113	16
732	Consumer credit reporting agencies, mercantile reporting agencies, and adjustment and collection agencies .....	-	-	-	-	-
733	Mailing, reproduction, commercial art and photography, and stenographic services .....	7	4 110	1 775	464	57
734	Services to dwellings and other buildings .....	9	3 309	1 836	436	115
735	Miscellaneous equipment rental and leasing .....	2	(D)	(D)	(D)	AA
736	Personnel supply services .....	20	11 658	7 022	1 667	910
737	Computer programming, data processing, and other computer related services .....	50	121 402	56 831	13 920	1 216
7371, 2, 3	Computer programming, prepackaged software, and integrated systems .....	34	93 535	47 270	11 441	995
7374, 5, 6	Data processing services .....	8	24 186	8 490	2 145	188
7377, 8, 9	Computer rental and leasing, maintenance, and related services, n.e.c. ....	8	3 681	1 071	334	33
738	Miscellaneous business services .....	17	(D)	(D)	(D)	FF
<b>75</b>	<b>Automotive repair, services, and parking</b> .....	<b>7</b>	<b>5 086</b>	<b>1 220</b>	<b>309</b>	<b>65</b>
751	Automotive rental and leasing, without drivers .....	1	(D)	(D)	(D)	AA
752	Automobile parking .....	-	-	-	-	-
753	Automotive repair shops .....	5	(D)	(D)	(D)	BB
7532	Top, body, and upholstery repair shops and paint shops .....	1	(D)	(D)	(D)	AA
7538	General automotive repair shops .....	4	(D)	(D)	(D)	BB
7533, 4, 6, 7, 9	Other automotive repair shops .....	-	-	-	-	-
754	Automotive services, except repair .....	1	(D)	(D)	(D)	BB
<b>76</b>	<b>Miscellaneous repair services</b> .....	<b>2</b>	<b>(D)</b>	<b>(D)</b>	<b>(D)</b>	<b>AA</b>
762	Electrical repair shops .....	-	-	-	-	-
7622	Radio and television repair shops .....	-	-	-	-	-
7623, 9	Other electrical and electronic repair shops .....	-	-	-	-	-
763	Watch, clock, and jewelry repair .....	-	-	-	-	-
764	Reupholstery and furniture repair .....	-	-	-	-	-
769	Miscellaneous repair and related services .....	2	(D)	(D)	(D)	AA

**Table 5. Summary Statistics for Firms Subject to Federal Income Tax for Places With 350 Establishments or More: 1992 — Con.**

[Includes only establishments with payroll. For meaning of abbreviations and symbols, see introductory text. For explanation of terms and comparability of 1987 and 1992 censuses, see appendix A. For information on geographic areas followed by ▲, see appendix F]

SIC code	Geographic area and kind of business or operation	Establishments (number)	Receipts (\$1,000)	Annual payroll (\$1,000)	First-quarter payroll (\$1,000)	Paid employees for pay period including March 12 (number)
<b>PRINCETON TOWNSHIP (MERCER COUNTY) — Con.</b>						
<b>78, 79, 84</b>	<b>Amusement and recreation services, including motion pictures and museums</b> .....	<b>22</b>	<b>9 875</b>	<b>2 616</b>	<b>630</b>	<b>187</b>
781, 2	Motion picture production, distribution, and services .....	9	3 147	1 204	309	32
783	Motion picture theaters .....	1	(D)	(D)	(D)	BB
784	Video tape rental .....	2	(D)	(D)	(D)	AA
792	Theatrical producers (except motion picture), bands, orchestras, and entertainers .....	2	(D)	(D)	(D)	AA
793	Bowling centers .....	—	—	—	—	—
79 ex. 792, 3; 84	Commercial sports and other amusement and recreation services, including museums .....	8	2 284	696	180	71
<b>80</b>	<b>Health services</b> .....	<b>96</b>	<b>74 490</b>	<b>36 890</b>	<b>8 517</b>	<b>717</b>
801	Offices and clinics of doctors of medicine .....	57	55 703	29 778	6 921	450
802	Offices and clinics of dentists .....	19	7 345	2 947	715	102
803	Offices and clinics of doctors of osteopathy .....	—	—	—	—	—
804	Offices and clinics of other health practitioners .....	14	3 427	1 165	286	52
805	Nursing and personal care facilities .....	—	—	—	—	—
806	Hospitals .....	—	—	—	—	—
807, 8, 9	Other health services .....	6	8 015	3 000	595	113
<b>81</b>	<b>Legal services</b> .....	<b>26</b>	<b>21 893</b>	<b>7 415</b>	<b>1 533</b>	<b>184</b>
<b>823, 4, 9</b>	<b>Selected educational services</b> .....	<b>11</b>	<b>88 218</b>	<b>28 423</b>	<b>6 583</b>	<b>3 638</b>
<b>83</b>	<b>Social services</b> .....	<b>6</b>	<b>3 809</b>	<b>2 177</b>	<b>482</b>	<b>120</b>
835	Child day care services .....	1	(D)	(D)	(D)	CC
832, 3, 6, 9	Other social services .....	5	(D)	(D)	(D)	AA
<b>87 ex. 8733</b>	<b>Engineering, accounting, research, management, and related services (except noncommercial research organizations)</b> .....	<b>139</b>	<b>190 814</b>	<b>81 478</b>	<b>17 895</b>	<b>1 891</b>
871	Engineering, architectural, and surveying services .....	35	50 060	21 132	4 732	450
872	Accounting, auditing, and bookkeeping services .....	19	25 649	8 684	1 966	238
873 ex. 8733	Research, development, and testing services (except noncommercial research organizations) .....	27	63 432	25 318	5 665	497
874	Management and public relations services .....	58	51 673	26 344	5 532	706
<b>89</b>	<b>Services, n.e.c.</b> .....	<b>10</b>	<b>(D)</b>	<b>(D)</b>	<b>(D)</b>	<b>CC</b>
<b>RED BANK</b>						
	<b>Total</b> .....	<b>430</b>	<b>242 097</b>	<b>99 408</b>	<b>20 247</b>	<b>3 501</b>
<b>70 ex. 704</b>	<b>Hotels, rooming houses, camps, and other lodging places (except membership lodging)</b> .....	<b>4</b>	<b>15 519</b>	<b>4 890</b>	<b>983</b>	<b>299</b>
7011	Hotels and motels .....	4	15 519	4 890	983	299
7011 pt.	Hotels .....	3	(D)	(D)	(D)	EE
7011 pt.	Motels, motor hotels, and tourist courts .....	1	(D)	(D)	(D)	BB
702, 3	Other lodging places .....	—	—	—	—	—
<b>72</b>	<b>Personal services</b> .....	<b>36</b>	<b>6 907</b>	<b>2 052</b>	<b>487</b>	<b>159</b>
721	Laundry, cleaning, and garment services .....	8	1 414	374	79	24
7211	Power laundries, family and commercial* .....	—	—	—	—	—
7213	Linen supply* .....	1	(D)	(D)	(D)	AA
7215	Coin-operated laundries and drycleaning .....	1	(D)	(D)	(D)	AA
7216	Drycleaning plants, except rug cleaning* .....	2	(D)	(D)	(D)	AA
7217	Carpet and upholstery cleaning .....	2	(D)	(D)	(D)	AA
7218	Industrial launderers* .....	—	—	—	—	—
7212, 9	Other laundry, cleaning, and garment services* .....	2	(D)	(D)	(D)	AA
722	Photographic studios, portrait .....	—	—	—	—	—
723, 4	Beauty and barber shops .....	23	2 358	969	230	95
723	Beauty shops .....	20	1 972	807	194	78
724	Barber shops .....	3	386	162	36	17
725	Shoe repair shops and shoeshine parlors .....	—	—	—	—	—
726	Funeral service and crematories .....	2	(D)	(D)	(D)	BB
729	Miscellaneous personal services .....	3	(D)	(D)	(D)	AA
<b>73</b>	<b>Business services</b> .....	<b>77</b>	<b>43 166</b>	<b>23 274</b>	<b>5 453</b>	<b>1 190</b>
731	Advertising .....	9	3 610	1 335	265	33
732	Consumer credit reporting agencies, mercantile reporting agencies, and adjustment and collection agencies .....	2	(D)	(D)	(D)	AA
733	Mailing, reproduction, commercial art and photography, and stenographic services .....	13	3 319	1 049	151	27
734	Services to dwellings and other buildings .....	7	3 412	1 813	435	176
735	Miscellaneous equipment rental and leasing .....	—	—	—	—	—
736	Personnel supply services .....	18	15 959	11 651	2 837	658
737	Computer programming, data processing, and other computer related services .....	14	11 897	4 813	1 095	68
7371, 2, 3	Computer programming, prepackaged software, and integrated systems .....	7	7 335	3 921	901	49
7374, 5, 6	Data processing services .....	1	(D)	(D)	(D)	AA
7377, 8, 9	Computer rental and leasing, maintenance, and related services, n.e.c. .....	6	(D)	(D)	(D)	AA
738	Miscellaneous business services .....	14	(D)	(D)	(D)	CC



**Table 5. Summary Statistics for Firms Subject to Federal Income Tax for Places With 350 Establishments or More: 1992 — Con.**

[Includes only establishments with payroll. For meaning of abbreviations and symbols, see introductory text. For explanation of terms and comparability of 1987 and 1992 censuses, see appendix A. For information on geographic areas followed by ▲, see appendix F]

SIC code	Geographic area and kind of business or operation	Establishments (number)	Receipts (\$1,000)	Annual payroll (\$1,000)	First-quarter payroll (\$1,000)	Paid employees for pay period including March 12 (number)
<b>RED BANK—Con.</b>						
<b>75</b>	<b>Automotive repair, services, and parking</b> .....	<b>17</b>	<b>11 320</b>	<b>2 722</b>	<b>596</b>	<b>144</b>
751	Automotive rental and leasing, without drivers .....	1	(D)	(D)	(D)	BB
752	Automobile parking .....	—	—	—	—	—
753	Automotive repair shops .....	14	(D)	(D)	(D)	BB
7532	Top, body, and upholstery repair shops and paint shops .....	4	1 866	405	97	20
7538	General automotive repair shops .....	8	3 609	1 061	262	42
7533, 4, 6, 7, 9	Other automotive repair shops .....	2	(D)	(D)	(D)	AA
754	Automotive services, except repair .....	2	(D)	(D)	(D)	BB
<b>76</b>	<b>Miscellaneous repair services</b> .....	<b>7</b>	<b>1 729</b>	<b>518</b>	<b>124</b>	<b>27</b>
762	Electrical repair shops .....	3	(D)	(D)	(D)	AA
7622	Radio and television repair shops .....	—	—	—	—	—
7623, 9	Other electrical and electronic repair shops .....	3	(D)	(D)	(D)	AA
763	Watch, clock, and jewelry repair .....	1	(D)	(D)	(D)	AA
764	Reupholstery and furniture repair .....	2	(D)	(D)	(D)	AA
769	Miscellaneous repair and related services .....	1	(D)	(D)	(D)	AA
<b>78, 79, 84</b>	<b>Amusement and recreation services, including motion pictures and museums</b> .....	<b>19</b>	<b>10 486</b>	<b>1 913</b>	<b>243</b>	<b>70</b>
781, 2	Motion picture production, distribution, and services .....	1	(D)	(D)	(D)	AA
783	Motion picture theaters .....	1	(D)	(D)	(D)	AA
784	Video tape rental .....	1	(D)	(D)	(D)	AA
792	Theatrical producers (except motion picture), bands, orchestras, and entertainers .....	4	(D)	(D)	(D)	AA
793	Bowling centers .....	1	(D)	(D)	(D)	AA
79 ex. 792, 3; 84	Commercial sports and other amusement and recreation services, including museums .....	11	2 330	614	164	46
<b>80</b>	<b>Health services</b> .....	<b>131</b>	<b>69 075</b>	<b>34 828</b>	<b>6 643</b>	<b>872</b>
801	Offices and clinics of doctors of medicine .....	56	38 805	21 863	3 493	389
802	Offices and clinics of dentists .....	41	14 761	6 036	1 405	193
803	Offices and clinics of doctors of osteopathy .....	2	(D)	(D)	(D)	AA
804	Offices and clinics of other health practitioners .....	22	4 478	1 416	397	69
805	Nursing and personal care facilities .....	1	(D)	(D)	(D)	CC
806	Hospitals .....	—	—	—	—	—
807, 8, 9	Other health services .....	9	(D)	(D)	(D)	BB
<b>81</b>	<b>Legal services</b> .....	<b>75</b>	<b>36 486</b>	<b>16 989</b>	<b>3 357</b>	<b>417</b>
<b>823, 4, 9</b>	<b>Selected educational services</b> .....	<b>3</b>	<b>(D)</b>	<b>(D)</b>	<b>(D)</b>	<b>BB</b>
<b>83</b>	<b>Social services</b> .....	<b>2</b>	<b>(D)</b>	<b>(D)</b>	<b>(D)</b>	<b>AA</b>
835	Child day care services .....	—	—	—	—	—
832, 3, 6, 9	Other social services .....	2	(D)	(D)	(D)	AA
<b>87 ex. 8733</b>	<b>Engineering, accounting, research, management, and related services (except noncommercial research organizations)</b> .....	<b>56</b>	<b>41 546</b>	<b>11 314</b>	<b>2 185</b>	<b>275</b>
871	Engineering, architectural, and surveying services .....	18	5 265	2 079	493	64
872	Accounting, auditing, and bookkeeping services .....	17	6 593	2 826	648	81
873 ex. 8733	Research, development, and testing services (except noncommercial research organizations) .....	6	2 985	1 123	137	15
874	Management and public relations services .....	15	26 703	5 286	907	115
<b>89</b>	<b>Services, n.e.c.</b> .....	<b>3</b>	<b>(D)</b>	<b>(D)</b>	<b>(D)</b>	<b>BB</b>
<b>RIDGEWOOD</b>						
	<b>Total</b> .....	<b>437</b>	<b>210 140</b>	<b>93 420</b>	<b>18 331</b>	<b>2 537</b>
<b>70 ex. 704</b>	<b>Hotels, rooming houses, camps, and other lodging places (except membership lodging)</b> .....	<b>—</b>	<b>—</b>	<b>—</b>	<b>—</b>	<b>—</b>
7011	Hotels and motels .....	—	—	—	—	—
7011 pt.	Hotels .....	—	—	—	—	—
7011 pt.	Motels, motor hotels, and tourist courts .....	—	—	—	—	—
702, 3	Other lodging places .....	—	—	—	—	—
<b>72</b>	<b>Personal services</b> .....	<b>37</b>	<b>8 634</b>	<b>3 347</b>	<b>804</b>	<b>237</b>
721	Laundry, cleaning, and garment services .....	8	1 447	449	101	39
7211	Power laundries, family and commercial* .....	—	—	—	—	—
7213	Linen supply* .....	—	—	—	—	—
7215	Coin-operated laundries and drycleaning .....	2	(D)	(D)	(D)	AA
7216	Drycleaning plants, except rug cleaning* .....	5	936	332	80	25
7217	Carpet and upholstery cleaning .....	—	—	—	—	—
7218	Industrial launderers* .....	—	—	—	—	—
7212, 9	Other laundry, cleaning, and garment services* .....	1	(D)	(D)	(D)	AA
722	Photographic studios, portrait .....	1	(D)	(D)	(D)	AA
723, 4	Beauty and barber shops .....	22	4 611	2 087	478	158
723	Beauty shops .....	21	(D)	(D)	(D)	CC
724	Barber shops .....	1	(D)	(D)	(D)	AA
725	Shoe repair shops and shoeshine parlors .....	1	(D)	(D)	(D)	AA
726	Funeral service and crematories .....	2	(D)	(D)	(D)	BB
729	Miscellaneous personal services .....	3	591	190	48	9

**Table 5. Summary Statistics for Firms Subject to Federal Income Tax for Places With 350 Establishments or More: 1992 — Con.**

[Includes only establishments with payroll. For meaning of abbreviations and symbols, see introductory text. For explanation of terms and comparability of 1987 and 1992 censuses, see appendix A. For information on geographic areas followed by ▲, see appendix F]

SIC code	Geographic area and kind of business or operation	Establishments (number)	Receipts (\$1,000)	Annual payroll (\$1,000)	First-quarter payroll (\$1,000)	Paid employees for pay period including March 12 (number)
<b>RIDGEWOOD—Con.</b>						
<b>73</b>	<b>Business services</b> .....	<b>66</b>	<b>30 580</b>	<b>9 411</b>	<b>1 824</b>	<b>255</b>
731	Advertising .....	4	1 457	516	116	19
732	Consumer credit reporting agencies, mercantile reporting agencies, and adjustment and collection agencies .....	3	(D)	(D)	(D)	AA
733	Mailing, reproduction, commercial art and photography, and stenographic services .....	7	1 235	421	59	5
734	Services to dwellings and other buildings .....	5	1 461	793	148	61
735	Miscellaneous equipment rental and leasing .....	1	(D)	(D)	(D)	AA
736	Personnel supply services .....	9	1 492	607	127	44
737	Computer programming, data processing, and other computer related services .....	24	18 653	5 573	1 022	54
7371, 2, 3	Computer programming, prepackaged software, and integrated systems .....	14	(D)	(D)	(D)	BB
7374, 5, 6	Data processing services .....	3	274	169	12	2
7377, 8, 9	Computer rental and leasing, maintenance, and related services, n.e.c. ....	7	(D)	(D)	(D)	BB
738	Miscellaneous business services .....	13	(D)	(D)	(D)	BB
<b>75</b>	<b>Automotive repair, services, and parking</b> .....	<b>21</b>	<b>8 310</b>	<b>2 484</b>	<b>599</b>	<b>99</b>
751	Automotive rental and leasing, without drivers .....	2	(D)	(D)	(D)	AA
752	Automobile parking .....	—	—	—	—	—
753	Automotive repair shops .....	15	5 928	1 737	443	67
7532	Top, body, and upholstery repair shops and paint shops .....	5	2 865	956	253	40
7538	General automotive repair shops .....	9	(D)	(D)	(D)	BB
7533, 4, 6, 7, 9	Other automotive repair shops .....	1	(D)	(D)	(D)	AA
754	Automotive services, except repair .....	4	(D)	(D)	(D)	BB
<b>76</b>	<b>Miscellaneous repair services</b> .....	<b>3</b>	<b>349</b>	<b>136</b>	<b>31</b>	<b>7</b>
762	Electrical repair shops .....	1	(D)	(D)	(D)	AA
7622	Radio and television repair shops .....	1	(D)	(D)	(D)	AA
7623, 9	Other electrical and electronic repair shops .....	—	—	—	—	—
763	Watch, clock, and jewelry repair .....	—	—	—	—	—
764	Reupholstery and furniture repair .....	1	(D)	(D)	(D)	AA
769	Miscellaneous repair and related services .....	1	(D)	(D)	(D)	AA
<b>78, 79, 84</b>	<b>Amusement and recreation services, including motion pictures and museums</b> .....	<b>13</b>	<b>4 863</b>	<b>1 723</b>	<b>392</b>	<b>74</b>
781, 2	Motion picture production, distribution, and services .....	2	(D)	(D)	(D)	AA
783	Motion picture theaters .....	1	(D)	(D)	(D)	AA
784	Video tape rental .....	2	(D)	(D)	(D)	AA
792	Theatrical producers (except motion picture), bands, orchestras, and entertainers .....	4	958	583	95	2
793	Bowling centers .....	—	—	—	—	—
79 ex. 792, 3; 84	Commercial sports and other amusement and recreation services, including museums .....	4	1 251	546	158	46
<b>80</b>	<b>Health services</b> .....	<b>164</b>	<b>103 287</b>	<b>53 793</b>	<b>10 199</b>	<b>1 226</b>
801	Offices and clinics of doctors of medicine .....	97	68 357	37 914	6 341	496
802	Offices and clinics of dentists .....	37	15 770	6 238	1 534	226
803	Offices and clinics of doctors of osteopathy .....	—	—	—	—	—
804	Offices and clinics of other health practitioners .....	20	4 134	1 602	326	44
805	Nursing and personal care facilities .....	2	(D)	(D)	(D)	CC
806	Hospitals .....	—	—	—	—	—
807, 8, 9	Other health services .....	8	(D)	(D)	(D)	CC
<b>81</b>	<b>Legal services</b> .....	<b>42</b>	<b>10 719</b>	<b>2 888</b>	<b>628</b>	<b>101</b>
<b>823, 4, 9</b>	<b>Selected educational services</b> .....	<b>5</b>	<b>1 774</b>	<b>727</b>	<b>174</b>	<b>67</b>
<b>83</b>	<b>Social services</b> .....	<b>10</b>	<b>1 269</b>	<b>639</b>	<b>143</b>	<b>54</b>
835	Child day care services .....	5	801	512	107	46
832, 3, 6, 9	Other social services .....	5	468	127	36	8
<b>87 ex. 8733</b>	<b>Engineering, accounting, research, management, and related services (except noncommercial research organizations)</b> .....	<b>68</b>	<b>38 349</b>	<b>17 248</b>	<b>3 335</b>	<b>394</b>
871	Engineering, architectural, and surveying services .....	11	4 677	1 511	320	35
872	Accounting, auditing, and bookkeeping services .....	17	6 394	3 196	674	70
873 ex. 8733	Research, development, and testing services (except noncommercial research organizations) .....	9	4 290	1 802	408	131
874	Management and public relations services .....	31	22 988	10 739	1 933	158
<b>89</b>	<b>Services, n.e.c.</b> .....	<b>8</b>	<b>2 006</b>	<b>1 024</b>	<b>202</b>	<b>23</b>

**Table 5. Summary Statistics for Firms Subject to Federal Income Tax for Places With 350 Establishments or More: 1992 — Con.**

[Includes only establishments with payroll. For meaning of abbreviations and symbols, see introductory text. For explanation of terms and comparability of 1987 and 1992 censuses, see appendix A. For information on geographic areas followed by ▲, see appendix F]

SIC code	Geographic area and kind of business or operation	Establishments (number)	Receipts (\$1,000)	Annual payroll (\$1,000)	First-quarter payroll (\$1,000)	Paid employees for pay period including March 12 (number)
<b>SOMERVILLE</b>						
	<b>Total</b> .....	<b>352</b>	<b>180 421</b>	<b>74 593</b>	<b>16 827</b>	<b>2 911</b>
<b>70 ex. 704</b>	<b>Hotels, rooming houses, camps, and other lodging places (except membership lodging)</b> .....	<b>4</b>	<b>735</b>	<b>136</b>	<b>33</b>	<b>15</b>
7011	Hotels and motels .....	4	735	136	33	15
7011 pt.	Hotels .....	2	(D)	(D)	(D)	AA
7011 pt.	Motels, motor hotels, and tourist courts .....	2	(D)	(D)	(D)	AA
702, 3	Other lodging places .....	—	—	—	—	—
<b>72</b>	<b>Personal services</b> .....	<b>26</b>	<b>5 465</b>	<b>1 901</b>	<b>549</b>	<b>322</b>
721	Laundry, cleaning, and garment services .....	6	1 422	404	91	27
7211	Power laundries, family and commercial* .....	1	(D)	(D)	(D)	AA
7213	Linen supply* .....	—	—	—	—	—
7215	Coin-operated laundries and drycleaning .....	1	(D)	(D)	(D)	AA
7216	Drycleaning plants, except rug cleaning* .....	4	(D)	(D)	(D)	BB
7217	Carpet and upholstery cleaning .....	—	—	—	—	—
7218	Industrial laundriers* .....	—	—	—	—	—
7212, 9	Other laundry, cleaning, and garment services* .....	—	—	—	—	—
722	Photographic studios, portrait .....	1	(D)	(D)	(D)	AA
723, 4	Beauty and barber shops .....	14	1 338	460	103	44
723	Beauty shops .....	14	1 338	460	103	44
724	Barber shops .....	—	—	—	—	—
725	Shoe repair shops and shoeshine parlors .....	—	—	—	—	—
726	Funeral service and crematories .....	2	(D)	(D)	(D)	AA
729	Miscellaneous personal services .....	3	(D)	(D)	(D)	CC
<b>73</b>	<b>Business services</b> .....	<b>55</b>	<b>55 098</b>	<b>27 913</b>	<b>6 431</b>	<b>1 098</b>
731	Advertising .....	6	3 139	544	176	19
732	Consumer credit reporting agencies, mercantile reporting agencies, and adjustment and collection agencies .....	2	(D)	(D)	(D)	AA
733	Mailing, reproduction, commercial art and photography, and stenographic services .....	7	1 290	234	65	13
734	Services to dwellings and other buildings .....	3	955	453	102	48
735	Miscellaneous equipment rental and leasing .....	2	(D)	(D)	(D)	AA
736	Personnel supply services .....	9	18 686	14 765	3 522	556
737	Computer programming, data processing, and other computer related services .....	16	6 997	2 978	575	52
7371, 2, 3	Computer programming, prepackaged software, and integrated systems .....	8	3 275	1 245	192	22
7374, 5, 6	Data processing services .....	1	(D)	(D)	(D)	AA
7377, 8, 9	Computer rental and leasing, maintenance, and related services, n.e.c. ....	7	(D)	(D)	(D)	BB
738	Miscellaneous business services .....	10	(D)	(D)	(D)	EE
<b>75</b>	<b>Automotive repair, services, and parking</b> .....	<b>27</b>	<b>9 975</b>	<b>2 372</b>	<b>516</b>	<b>100</b>
751	Automotive rental and leasing, without drivers .....	2	(D)	(D)	(D)	AA
752	Automobile parking .....	1	(D)	(D)	(D)	AA
753	Automotive repair shops .....	23	8 933	2 133	467	84
7532	Top, body, and upholstery repair shops and paint shops .....	8	3 101	924	197	33
7538	General automotive repair shops .....	11	4 134	814	180	33
7533, 4, 6, 7, 9	Other automotive repair shops .....	4	1 698	395	90	18
754	Automotive services, except repair .....	1	(D)	(D)	(D)	AA
<b>76</b>	<b>Miscellaneous repair services</b> .....	<b>10</b>	<b>3 398</b>	<b>1 059</b>	<b>249</b>	<b>38</b>
762	Electrical repair shops .....	4	1 105	366	85	14
7622	Radio and television repair shops .....	2	(D)	(D)	(D)	AA
7623, 9	Other electrical and electronic repair shops .....	2	(D)	(D)	(D)	AA
763	Watch, clock, and jewelry repair .....	—	—	—	—	—
764	Reupholstery and furniture repair .....	—	—	—	—	—
769	Miscellaneous repair and related services .....	6	2 293	693	164	24
<b>78, 79, 84</b>	<b>Amusement and recreation services, including motion pictures and museums</b> .....	<b>17</b>	<b>5 348</b>	<b>1 487</b>	<b>350</b>	<b>138</b>
781, 2	Motion picture production, distribution, and services .....	4	1 106	164	60	9
783	Motion picture theaters .....	—	—	—	—	—
784	Video tape rental .....	4	613	119	33	21
792	Theatrical producers (except motion picture), bands, orchestras, and entertainers .....	—	—	—	—	—
793	Bowling centers .....	—	—	—	—	—
79 ex. 792, 3, 84	Commercial sports and other amusement and recreation services, including museums .....	9	3 629	1 204	257	108
<b>80</b>	<b>Health services</b> .....	<b>91</b>	<b>40 480</b>	<b>16 703</b>	<b>3 575</b>	<b>598</b>
801	Offices and clinics of doctors of medicine .....	39	19 559	7 638	1 551	213
802	Offices and clinics of dentists .....	30	12 290	5 106	1 108	173
803	Offices and clinics of doctors of osteopathy .....	1	(D)	(D)	(D)	AA
804	Offices and clinics of other health practitioners .....	16	5 336	2 223	527	119
805	Nursing and personal care facilities .....	—	—	—	—	—
806	Hospitals .....	—	—	—	—	—
807, 8, 9	Other health services .....	5	(D)	(D)	(D)	BB
<b>81</b>	<b>Legal services</b> .....	<b>54</b>	<b>23 374</b>	<b>8 710</b>	<b>1 825</b>	<b>242</b>
<b>823, 4, 9</b>	<b>Selected educational services</b> .....	<b>2</b>	<b>(D)</b>	<b>(D)</b>	<b>(D)</b>	<b>AA</b>

**Table 5. Summary Statistics for Firms Subject to Federal Income Tax for Places With 350 Establishments or More: 1992 — Con.**

[Includes only establishments with payroll. For meaning of abbreviations and symbols, see introductory text. For explanation of terms and comparability of 1987 and 1992 censuses, see appendix A. For information on geographic areas followed by ▲, see appendix F.]

SIC code	Geographic area and kind of business or operation	Establishments (number)	Receipts (\$1,000)	Annual payroll (\$1,000)	First-quarter payroll (\$1,000)	Paid employees for pay period including March 12 (number)
<b>SOMERVILLE—Con.</b>						
<b>83</b>	<b>Social services</b> .....	<b>3</b>	<b>539</b>	<b>349</b>	<b>47</b>	<b>31</b>
835	Child day care services .....	2	(D)	(D)	(D)	BB
832, 3, 6, 9	Other social services .....	1	(D)	(D)	(D)	AA
<b>87 ex. 8733</b>	<b>Engineering, accounting, research, management, and related services (except noncommercial research organizations)</b> .....	<b>58</b>	<b>34 708</b>	<b>13 446</b>	<b>3 139</b>	<b>318</b>
871	Engineering, architectural, and surveying services .....	19	17 312	6 765	1 650	158
872	Accounting, auditing, and bookkeeping services .....	21	(D)	(D)	(D)	BB
873 ex. 8733	Research, development, and testing services (except noncommercial research organizations) .....	2	(D)	(D)	(D)	AA
874	Management and public relations services .....	16	9 048	4 042	939	80
<b>89</b>	<b>Services, n.e.c.</b> .....	<b>5</b>	<b>(D)</b>	<b>(D)</b>	<b>(D)</b>	<b>AA</b>
<b>TEANECK TOWNSHIP</b>						
	<b>Total</b> .....	<b>434</b>	<b>274 814</b>	<b>99 822</b>	<b>21 533</b>	<b>3 024</b>
<b>70 ex. 704</b>	<b>Hotels, rooming houses, camps, and other lodging places (except membership lodging)</b> .....	<b>2</b>	<b>(D)</b>	<b>(D)</b>	<b>(D)</b>	<b>EE</b>
7011	Hotels and motels .....	2	(D)	(D)	(D)	EE
7011 pt.	Hotels .....	2	(D)	(D)	(D)	EE
7011 pt.	Motels, motor hotels, and tourist courts .....	—	—	—	—	—
702, 3	Other lodging places .....	—	—	—	—	—
<b>72</b>	<b>Personal services</b> .....	<b>42</b>	<b>5 142</b>	<b>1 398</b>	<b>355</b>	<b>114</b>
721	Laundry, cleaning, and garment services .....	12	(D)	(D)	(D)	BB
7211	Power laundries, family and commercial* .....	2	(D)	(D)	(D)	AA
7213	Linen supply* .....	1	(D)	(D)	(D)	AA
7215	Coin-operated laundries and drycleaning .....	1	(D)	(D)	(D)	AA
7216	Drycleaning plants, except rug cleaning* .....	6	862	227	59	14
7217	Carpet and upholstery cleaning .....	1	(D)	(D)	(D)	AA
7218	Industrial laundries* .....	—	—	—	—	—
7212, 9	Other laundry, cleaning, and garment services* .....	1	(D)	(D)	(D)	AA
722	Photographic studios, portrait .....	—	—	—	—	—
723, 4	Beauty and barber shops .....	26	1 840	613	139	69
723	Beauty shops .....	24	(D)	(D)	(D)	BB
724	Barber shops .....	2	(D)	(D)	(D)	AA
725	Shoe repair shops and shoeshine parlors .....	—	—	—	—	—
726	Funeral service and crematories .....	3	(D)	(D)	(D)	AA
729	Miscellaneous personal services .....	1	(D)	(D)	(D)	AA
<b>73</b>	<b>Business services</b> .....	<b>90</b>	<b>69 972</b>	<b>26 862</b>	<b>6 123</b>	<b>678</b>
731	Advertising .....	10	6 008	1 802	420	37
732	Consumer credit reporting agencies, mercantile reporting agencies, and adjustment and collection agencies .....	1	(D)	(D)	(D)	AA
733	Mailing, reproduction, commercial art and photography, and stenographic services .....	16	10 668	2 694	520	79
734	Services to dwellings and other buildings .....	14	2 673	1 631	209	56
735	Miscellaneous equipment rental and leasing .....	6	(D)	(D)	(D)	BB
736	Personnel supply services .....	7	4 612	3 267	696	90
737	Computer programming, data processing, and other computer related services .....	23	30 709	15 816	3 938	352
7371, 2, 3	Computer programming, prepackaged software, and integrated systems .....	16	26 002	11 986	2 885	255
7374, 5, 6	Data processing services .....	4	(D)	(D)	(D)	BB
7377, 8, 9	Computer rental and leasing, maintenance, and related services, n.e.c. ....	3	(D)	(D)	(D)	AA
738	Miscellaneous business services .....	13	(D)	(D)	(D)	BB
<b>75</b>	<b>Automotive repair, services, and parking</b> .....	<b>17</b>	<b>7 083</b>	<b>1 271</b>	<b>300</b>	<b>55</b>
751	Automotive rental and leasing, without drivers .....	2	(D)	(D)	(D)	AA
752	Automobile parking .....	—	—	—	—	—
753	Automotive repair shops .....	13	(D)	(D)	(D)	BB
7532	Top, body, and upholstery repair shops and paint shops .....	1	(D)	(D)	(D)	AA
7538	General automotive repair shops .....	11	2 911	508	125	33
7533, 4, 6, 7, 9	Other automotive repair shops .....	1	(D)	(D)	(D)	AA
754	Automotive services, except repair .....	2	(D)	(D)	(D)	AA
<b>76</b>	<b>Miscellaneous repair services</b> .....	<b>11</b>	<b>5 309</b>	<b>2 770</b>	<b>636</b>	<b>74</b>
762	Electrical repair shops .....	3	(D)	(D)	(D)	BB
7622	Radio and television repair shops .....	2	(D)	(D)	(D)	BB
7623, 9	Other electrical and electronic repair shops .....	1	(D)	(D)	(D)	AA
763	Watch, clock, and jewelry repair .....	—	—	—	—	—
764	Reupholstery and furniture repair .....	—	—	—	—	—
769	Miscellaneous repair and related services .....	8	(D)	(D)	(D)	AA

**Table 5. Summary Statistics for Firms Subject to Federal Income Tax for Places With 350 Establishments or More: 1992 — Con.**

[Includes only establishments with payroll. For meaning of abbreviations and symbols, see introductory text. For explanation of terms and comparability of 1987 and 1992 censuses, see appendix A. For information on geographic areas followed by ▲, see appendix F]

SIC code	Geographic area and kind of business or operation	Establishments (number)	Receipts (\$1,000)	Annual payroll (\$1,000)	First-quarter payroll (\$1,000)	Paid employees for pay period including March 12 (number)
<b>TEANECK TOWNSHIP—Con.</b>						
<b>78, 79, 84</b>	<b>Amusement and recreation services, including motion pictures and museums</b> .....	<b>20</b>	<b>4 918</b>	<b>1 377</b>	<b>338</b>	<b>92</b>
781, 2	Motion picture production, distribution, and services .....	7	1 138	165	40	16
783	Motion picture theaters .....	1	(D)	(D)	(D)	AA
784	Video tape rental .....	2	(D)	(D)	(D)	AA
792	Theatrical producers (except motion picture), bands, orchestras, and entertainers .....	7	956	281	56	6
793	Bowling centers .....	—	—	—	—	—
79 ex. 792, 3; 84	Commercial sports and other amusement and recreation services, including museums .....	3	(D)	(D)	(D)	BB
<b>80</b>	<b>Health services</b> .....	<b>147</b>	<b>94 172</b>	<b>40 029</b>	<b>8 495</b>	<b>1 014</b>
801	Offices and clinics of doctors of medicine .....	73	53 567	26 148	5 449	381
802	Offices and clinics of dentists .....	38	11 751	4 465	1 098	162
803	Offices and clinics of doctors of osteopathy .....	—	—	—	—	—
804	Offices and clinics of other health practitioners .....	27	5 110	1 289	267	55
805	Nursing and personal care facilities .....	1	(D)	(D)	(D)	BB
806	Hospitals .....	—	—	—	—	—
807, 8, 9	Other health services .....	8	(D)	(D)	(D)	EE
<b>81</b>	<b>Legal services</b> .....	<b>24</b>	<b>5 598</b>	<b>1 606</b>	<b>341</b>	<b>64</b>
<b>823, 4, 9</b>	<b>Selected educational services</b> .....	<b>5</b>	<b>(D)</b>	<b>(D)</b>	<b>(D)</b>	<b>BB</b>
<b>83</b>	<b>Social services</b> .....	<b>9</b>	<b>(D)</b>	<b>(D)</b>	<b>(D)</b>	<b>BB</b>
835	Child day care services .....	4	(D)	(D)	(D)	BB
832, 3, 6, 9	Other social services .....	5	(D)	(D)	(D)	BB
<b>87 ex. 8733</b>	<b>Engineering, accounting, research, management, and related services (except noncommercial research organizations)</b> .....	<b>64</b>	<b>49 723</b>	<b>16 061</b>	<b>3 465</b>	<b>437</b>
871	Engineering, architectural, and surveying services .....	12	5 686	2 593	332	54
872	Accounting, auditing, and bookkeeping services .....	16	9 620	3 194	766	94
873 ex. 8733	Research, development, and testing services (except noncommercial research organizations) .....	10	23 636	6 183	1 512	177
874	Management and public relations services .....	26	10 781	4 091	855	112
<b>89</b>	<b>Services, n.e.c.</b> .....	<b>3</b>	<b>(D)</b>	<b>(D)</b>	<b>(D)</b>	<b>AA</b>
<b>TRENTON</b>						
	<b>Total</b> .....	<b>395</b>	<b>241 066</b>	<b>98 292</b>	<b>21 257</b>	<b>3 174</b>
<b>70 ex. 704</b>	<b>Hotels, rooming houses, camps, and other lodging places (except membership lodging)</b> .....	<b>5</b>	<b>1 537</b>	<b>606</b>	<b>88</b>	<b>32</b>
7011	Hotels and motels .....	4	(D)	(D)	(D)	BB
7011 pt.	Hotels .....	3	(D)	(D)	(D)	AA
7011 pt.	Motels, motor hotels, and tourist courts .....	1	(D)	(D)	(D)	AA
702, 3	Other lodging places .....	1	(D)	(D)	(D)	AA
<b>72</b>	<b>Personal services</b> .....	<b>65</b>	<b>15 985</b>	<b>5 413</b>	<b>1 244</b>	<b>314</b>
721	Laundry, cleaning, and garment services .....	23	8 183	3 040	699	196
7211	Power laundries, family and commercial* .....	2	(D)	(D)	(D)	BB
7213	Linen supply* .....	1	(D)	(D)	(D)	AA
7215	Coin-operated laundries and drycleaning .....	7	585	105	26	13
7216	Drycleaning plants, except rug cleaning* .....	10	3 114	1 436	311	78
7217	Carpet and upholstery cleaning .....	1	(D)	(D)	(D)	AA
7218	Industrial laundriers* .....	—	—	—	—	—
7212, 9	Other laundry, cleaning, and garment services* .....	2	(D)	(D)	(D)	AA
722	Photographic studios, portrait .....	—	—	—	—	—
723, 4	Beauty and barber shops .....	22	1 901	723	172	58
723	Beauty shops .....	20	(D)	(D)	(D)	BB
724	Barber shops .....	2	(D)	(D)	(D)	AA
725	Shoe repair shops and shoeshine parlors .....	—	—	—	—	—
726	Funeral service and crematories .....	15	4 996	1 370	310	47
729	Miscellaneous personal services .....	5	905	280	63	13
<b>73</b>	<b>Business services</b> .....	<b>55</b>	<b>36 368</b>	<b>15 449</b>	<b>3 542</b>	<b>809</b>
731	Advertising .....	3	(D)	(D)	(D)	BB
732	Consumer credit reporting agencies, mercantile reporting agencies, and adjustment and collection agencies .....	3	(D)	(D)	(D)	AA
733	Mailing, reproduction, commercial art and photography, and stenographic services .....	4	(D)	(D)	(D)	CC
734	Services to dwellings and other buildings .....	16	3 204	1 624	375	162
735	Miscellaneous equipment rental and leasing .....	1	(D)	(D)	(D)	AA
736	Personnel supply services .....	4	2 576	1 720	248	163
737	Computer programming, data processing, and other computer related services .....	11	11 056	2 973	672	88
7371, 2, 3	Computer programming, prepackaged software, and integrated systems .....	2	(D)	(D)	(D)	AA
7374, 5, 6	Data processing services .....	6	8 802	1 887	404	64
7377, 8, 9	Computer rental and leasing, maintenance, and related services, n.e.c. .....	3	(D)	(D)	(D)	AA
738	Miscellaneous business services .....	13	2 829	839	186	98

**Table 5. Summary Statistics for Firms Subject to Federal Income Tax for Places With 350 Establishments or More: 1992 — Con.**

[Includes only establishments with payroll. For meaning of abbreviations and symbols, see introductory text. For explanation of terms and comparability of 1987 and 1992 censuses, see appendix A. For information on geographic areas followed by ▲, see appendix F]

SIC code	Geographic area and kind of business or operation	Establishments (number)	Receipts (\$1,000)	Annual payroll (\$1,000)	First-quarter payroll (\$1,000)	Paid employees for pay period including March 12 (number)
<b>TRENTON—Con.</b>						
<b>75</b>	<b>Automotive repair, services, and parking</b> .....	<b>38</b>	<b>18 865</b>	<b>4 434</b>	<b>1 063</b>	<b>222</b>
751	Automotive rental and leasing, without drivers .....	4	(D)	(D)	(D)	BB
752	Automobile parking .....	3	(D)	(D)	(D)	BB
753	Automotive repair shops .....	29	11 745	3 296	779	146
7532	Top, body, and upholstery repair shops and paint shops .....	6	3 333	1 174	303	46
7538	General automotive repair shops .....	14	3 460	879	210	46
7533, 4, 6, 7, 9	Other automotive repair shops .....	9	4 952	1 243	266	54
754	Automotive services, except repair .....	2	(D)	(D)	(D)	AA
<b>76</b>	<b>Miscellaneous repair services</b> .....	<b>13</b>	<b>8 219</b>	<b>2 510</b>	<b>598</b>	<b>83</b>
762	Electrical repair shops .....	1	(D)	(D)	(D)	AA
7622	Radio and television repair shops .....	—	—	—	—	—
7623, 9	Other electrical and electronic repair shops .....	1	(D)	(D)	(D)	AA
763	Watch, clock, and jewelry repair .....	—	—	—	—	—
764	Reupholstery and furniture repair .....	3	(D)	(D)	(D)	AA
769	Miscellaneous repair and related services .....	9	(D)	(D)	(D)	BB
<b>78, 79, 84</b>	<b>Amusement and recreation services, including motion pictures and museums</b> .....	<b>9</b>	<b>897</b>	<b>244</b>	<b>70</b>	<b>36</b>
781, 2	Motion picture production, distribution, and services .....	—	—	—	—	—
783	Motion picture theaters .....	—	—	—	—	—
784	Video tape rental .....	5	541	110	27	20
792	Theatrical producers (except motion picture), bands, orchestras, and entertainers .....	1	(D)	(D)	(D)	AA
793	Bowling centers .....	—	—	—	—	—
79 ex. 792, 3; 84	Commercial sports and other amusement and recreation services, including museums .....	3	(D)	(D)	(D)	AA
<b>80</b>	<b>Health services</b> .....	<b>110</b>	<b>83 561</b>	<b>35 716</b>	<b>7 374</b>	<b>780</b>
801	Offices and clinics of doctors of medicine .....	71	59 369	28 616	5 819	404
802	Offices and clinics of dentists .....	15	5 505	1 856	485	85
803	Offices and clinics of doctors of osteopathy .....	—	—	—	—	—
804	Offices and clinics of other health practitioners .....	14	3 092	764	145	42
805	Nursing and personal care facilities .....	2	(D)	(D)	(D)	BB
806	Hospitals .....	—	—	—	—	—
807, 8, 9	Other health services .....	8	(D)	(D)	(D)	CC
<b>81</b>	<b>Legal services</b> .....	<b>42</b>	<b>27 018</b>	<b>11 524</b>	<b>2 436</b>	<b>291</b>
<b>823, 4, 9</b>	<b>Selected educational services</b> .....	<b>1</b>	<b>(D)</b>	<b>(D)</b>	<b>(D)</b>	<b>AA</b>
<b>83</b>	<b>Social services</b> .....	<b>11</b>	<b>1 105</b>	<b>573</b>	<b>141</b>	<b>43</b>
835	Child day care services .....	8	947	541	124	39
832, 3, 6, 9	Other social services .....	3	158	32	17	4
<b>87 ex. 8733</b>	<b>Engineering, accounting, research, management, and related services (except noncommercial research organizations)</b> .....	<b>43</b>	<b>46 952</b>	<b>21 512</b>	<b>4 636</b>	<b>553</b>
871	Engineering, architectural, and surveying services .....	10	5 560	2 855	631	83
872	Accounting, auditing, and bookkeeping services .....	6	2 461	619	174	47
873 ex. 8733	Research, development, and testing services (except noncommercial research organizations) .....	3	10 760	5 377	1 244	117
874	Management and public relations services .....	24	28 171	12 661	2 587	306
<b>89</b>	<b>Services, n.e.c.</b> .....	<b>3</b>	<b>(D)</b>	<b>(D)</b>	<b>(D)</b>	<b>AA</b>
<b>UNION TOWNSHIP</b>						
	<b>Total</b> .....	<b>656</b>	<b>405 379</b>	<b>162 578</b>	<b>35 999</b>	<b>6 537</b>
<b>70 ex. 704</b>	<b>Hotels, rooming houses, camps, and other lodging places (except membership lodging)</b> .....	<b>4</b>	<b>(D)</b>	<b>(D)</b>	<b>(D)</b>	<b>BB</b>
7011	Hotels and motels .....	3	2 919	1 210	234	78
7011 pt.	Hotels .....	—	—	—	—	—
7011 pt.	Motels, motor hotels, and tourist courts .....	3	2 919	1 210	234	78
702, 3	Other lodging places .....	1	(D)	(D)	(D)	AA
<b>72</b>	<b>Personal services</b> .....	<b>74</b>	<b>22 791</b>	<b>7 056</b>	<b>1 639</b>	<b>375</b>
721	Laundry, cleaning, and garment services .....	18	2 357	752	222	74
7211	Power laundries, family and commercial* .....	—	—	—	—	—
7213	Linen supply* .....	—	—	—	—	—
7215	Coin-operated laundries and drycleaning .....	3	464	77	18	11
7216	Drycleaning plants, except rug cleaning* .....	10	1 521	536	144	47
7217	Carpet and upholstery cleaning .....	2	(D)	(D)	(D)	AA
7218	Industrial launderers* .....	—	—	—	—	—
7212, 9	Other laundry, cleaning, and garment services* .....	3	(D)	(D)	(D)	AA
722	Photographic studios, portrait .....	5	5 995	1 753	385	55
723, 4	Beauty and barber shops .....	37	2 721	959	223	105
723	Beauty shops .....	35	(D)	(D)	(D)	CC
724	Barber shops .....	2	(D)	(D)	(D)	AA
725	Shoe repair shops and shoeshine parlors .....	—	—	—	—	—
726	Funeral service and crematories .....	7	9 517	2 916	650	86
729	Miscellaneous personal services .....	7	2 201	676	159	55

**Table 5. Summary Statistics for Firms Subject to Federal Income Tax for Places With 350 Establishments or More: 1992 — Con.**

[Includes only establishments with payroll. For meaning of abbreviations and symbols, see introductory text. For explanation of terms and comparability of 1987 and 1992 censuses, see appendix A. For information on geographic areas followed by ▲, see appendix F]

SIC code	Geographic area and kind of business or operation	Establishments (number)	Receipts (\$1,000)	Annual payroll (\$1,000)	First-quarter payroll (\$1,000)	Paid employees for pay period including March 12 (number)
<b>UNION TOWNSHIP — Con.</b>						
<b>73</b>	<b>Business services</b> .....	<b>133</b>	<b>110 671</b>	<b>58 461</b>	<b>13 615</b>	<b>2 875</b>
731	Advertising .....	12	18 760	7 418	1 860	203
732	Consumer credit reporting agencies, mercantile reporting agencies, and adjustment and collection agencies .....	5	1 317	853	145	30
733	Mailing, reproduction, commercial art and photography, and stenographic services .....	18	10 107	3 203	864	171
734	Services to dwellings and other buildings .....	14	4 065	1 802	406	120
735	Miscellaneous equipment rental and leasing .....	6	4 693	1 244	340	36
736	Personnel supply services .....	25	45 202	32 341	7 283	1 719
737	Computer programming, data processing, and other computer related services .....	28	12 301	5 241	1 163	155
7371, 2, 3	Computer programming, prepackaged software, and integrated systems .....	17	8 971	4 377	912	105
7374, 5, 6	Data processing services .....	3	(D)	(D)	(D)	AA
7377, 8, 9	Computer rental and leasing, maintenance, and related services, n.e.c. ....	8	(D)	(D)	(D)	BB
738	Miscellaneous business services .....	25	14 226	6 359	1 554	441
<b>75</b>	<b>Automotive repair, services, and parking</b> .....	<b>50</b>	<b>18 504</b>	<b>4 773</b>	<b>1 163</b>	<b>249</b>
751	Automotive rental and leasing, without drivers .....	6	2 551	411	111	37
752	Automobile parking .....	1	(D)	(D)	(D)	AA
753	Automotive repair shops .....	33	12 985	3 379	795	135
7532	Top, body, and upholstery repair shops and paint shops .....	7	3 141	902	203	35
7538	General automotive repair shops .....	14	4 740	1 148	269	48
7533, 4, 6, 7, 9	Other automotive repair shops .....	12	5 104	1 329	323	52
754	Automotive services, except repair .....	10	(D)	(D)	(D)	BB
<b>76</b>	<b>Miscellaneous repair services</b> .....	<b>23</b>	<b>7 711</b>	<b>2 477</b>	<b>533</b>	<b>82</b>
762	Electrical repair shops .....	6	1 209	399	81	16
7622	Radio and television repair shops .....	2	(D)	(D)	(D)	AA
7623, 9	Other electrical and electronic repair shops .....	4	(D)	(D)	(D)	AA
763	Watch, clock, and jewelry repair .....	2	(D)	(D)	(D)	AA
764	Reupholstery and furniture repair .....	2	(D)	(D)	(D)	AA
769	Miscellaneous repair and related services .....	13	5 705	1 727	382	51
<b>78, 79, 84</b>	<b>Amusement and recreation services, including motion pictures and museums</b> .....	<b>21</b>	<b>10 804</b>	<b>3 120</b>	<b>776</b>	<b>277</b>
781, 2	Motion picture production, distribution, and services .....	1	(D)	(D)	(D)	AA
783	Motion picture theaters .....	2	(D)	(D)	(D)	AA
784	Video tape rental .....	1	(D)	(D)	(D)	AA
792	Theatrical producers (except motion picture), bands, orchestras, and entertainers .....	4	1 518	349	91	26
793	Bowling centers .....	2	(D)	(D)	(D)	BB
79 ex. 792, 3, 84	Commercial sports and other amusement and recreation services, including museums .....	11	6 633	2 038	514	180
<b>80</b>	<b>Health services</b> .....	<b>180</b>	<b>106 561</b>	<b>43 764</b>	<b>9 606</b>	<b>1 368</b>
801	Offices and clinics of doctors of medicine .....	80	57 908	23 446	5 158	543
802	Offices and clinics of dentists .....	41	15 804	5 538	1 321	220
803	Offices and clinics of doctors of osteopathy .....	5	4 753	2 972	611	30
804	Offices and clinics of other health practitioners .....	35	12 179	4 211	764	204
805	Nursing and personal care facilities .....	1	(D)	(D)	(D)	CC
806	Hospitals .....	—	—	—	—	—
807, 8, 9	Other health services .....	18	(D)	(D)	(D)	CC
<b>81</b>	<b>Legal services</b> .....	<b>61</b>	<b>14 631</b>	<b>4 595</b>	<b>962</b>	<b>159</b>
<b>823, 4, 9</b>	<b>Selected educational services</b> .....	<b>8</b>	<b>(D)</b>	<b>(D)</b>	<b>(D)</b>	<b>BB</b>
<b>83</b>	<b>Social services</b> .....	<b>6</b>	<b>1 299</b>	<b>686</b>	<b>171</b>	<b>79</b>
835	Child day care services .....	5	(D)	(D)	(D)	BB
832, 3, 6, 9	Other social services .....	1	(D)	(D)	(D)	AA
<b>87 ex. 8733</b>	<b>Engineering, accounting, research, management, and related services (except noncommercial research organizations)</b> .....	<b>93</b>	<b>90 673</b>	<b>29 601</b>	<b>5 637</b>	<b>785</b>
871	Engineering, architectural, and surveying services .....	22	20 540	10 746	1 513	175
872	Accounting, auditing, and bookkeeping services .....	42	14 863	5 872	1 331	179
873 ex. 8733	Research, development, and testing services (except noncommercial research organizations) .....	4	2 115	738	146	23
874	Management and public relations services .....	25	53 155	12 245	2 647	408
<b>89</b>	<b>Services, n.e.c.</b> .....	<b>3</b>	<b>(D)</b>	<b>(D)</b>	<b>(D)</b>	<b>CC</b>

**Table 5. Summary Statistics for Firms Subject to Federal Income Tax for Places With 350 Establishments or More: 1992 — Con.**

[Includes only establishments with payroll. For meaning of abbreviations and symbols, see introductory text. For explanation of terms and comparability of 1987 and 1992 censuses, see appendix A. For information on geographic areas followed by ▲, see appendix F]

SIC code	Geographic area and kind of business or operation	Establishments (number)	Receipts (\$1,000)	Annual payroll (\$1,000)	First-quarter payroll (\$1,000)	Paid employees for pay period including March 12 (number)
<b>VINELAND</b>						
	<b>Total</b> .....	<b>419</b>	<b>174 224</b>	<b>71 100</b>	<b>15 362</b>	<b>3 367</b>
<b>70 ex. 704</b>	<b>Hotels, rooming houses, camps, and other lodging places (except membership lodging)</b> .....	<b>5</b>	<b>(D)</b>	<b>(D)</b>	<b>(D)</b>	<b>EE</b>
7011	Hotels and motels .....	5	(D)	(D)	(D)	EE
7011 pt.	Hotels .....	2	(D)	(D)	(D)	AA
7011 pt.	Motels, motor hotels, and tourist courts .....	3	(D)	(D)	(D)	EE
702, 3	Other lodging places .....	—	—	—	—	—
<b>72</b>	<b>Personal services</b> .....	<b>58</b>	<b>9 737</b>	<b>3 350</b>	<b>783</b>	<b>343</b>
721	Laundry, cleaning, and garment services .....	14	1 950	707	139	55
7211	Power laundries, family and commercial* .....	—	—	—	—	—
7213	Linen supply* .....	2	(D)	(D)	(D)	AA
7215	Coin-operated laundries and drycleaning .....	3	324	71	17	10
7216	Drycleaning plants, except rug cleaning* .....	5	818	326	65	26
7217	Carpet and upholstery cleaning .....	2	(D)	(D)	(D)	AA
7218	Industrial laundriers* .....	—	—	—	—	—
7212, 9	Other laundry, cleaning, and garment services* .....	2	(D)	(D)	(D)	AA
722	Photographic studios, portrait .....	4	710	202	45	22
723, 4	Beauty and barber shops .....	31	3 668	1 451	346	164
723	Beauty shops .....	28	(D)	(D)	(D)	CC
724	Barber shops .....	3	(D)	(D)	(D)	AA
725	Shoe repair shops and shoeshine parlors .....	—	—	—	—	—
726	Funeral service and crematories .....	4	2 236	636	111	19
729	Miscellaneous personal services .....	5	1 173	354	142	83
<b>73</b>	<b>Business services</b> .....	<b>62</b>	<b>35 146</b>	<b>12 650</b>	<b>2 823</b>	<b>786</b>
731	Advertising .....	1	(D)	(D)	(D)	AA
732	Consumer credit reporting agencies, mercantile reporting agencies, and adjustment and collection agencies .....	5	(D)	(D)	(D)	BB
733	Mailing, reproduction, commercial art and photography, and stenographic services .....	5	(D)	(D)	(D)	CC
734	Services to dwellings and other buildings .....	15	4 045	1 571	362	114
735	Miscellaneous equipment rental and leasing .....	9	15 430	2 925	659	107
736	Personnel supply services .....	4	(D)	(D)	(D)	CC
737	Computer programming, data processing, and other computer related services .....	7	(D)	(D)	(D)	BB
7371, 2, 3	Computer programming, prepackaged software, and integrated systems .....	3	(D)	(D)	(D)	AA
7374, 5, 6	Data processing services .....	1	(D)	(D)	(D)	AA
7377, 8, 9	Computer rental and leasing, maintenance, and related services, n.e.c. ....	3	(D)	(D)	(D)	AA
738	Miscellaneous business services .....	16	(D)	(D)	(D)	CC
<b>75</b>	<b>Automotive repair, services, and parking</b> .....	<b>49</b>	<b>11 618</b>	<b>3 197</b>	<b>778</b>	<b>171</b>
751	Automotive rental and leasing, without drivers .....	—	—	—	—	—
752	Automobile parking .....	—	—	—	—	—
753	Automotive repair shops .....	43	(D)	(D)	(D)	CC
7532	Top, body, and upholstery repair shops and paint shops .....	13	3 888	1 235	309	56
7538	General automotive repair shops .....	19	3 351	725	186	47
7533, 4, 6, 7, 9	Other automotive repair shops .....	11	(D)	(D)	(D)	BB
754	Automotive services, except repair .....	6	(D)	(D)	(D)	BB
<b>76</b>	<b>Miscellaneous repair services</b> .....	<b>18</b>	<b>5 889</b>	<b>2 018</b>	<b>468</b>	<b>102</b>
762	Electrical repair shops .....	8	(D)	(D)	(D)	BB
7622	Radio and television repair shops .....	2	(D)	(D)	(D)	AA
7623, 9	Other electrical and electronic repair shops .....	6	(D)	(D)	(D)	BB
763	Watch, clock, and jewelry repair .....	—	—	—	—	—
764	Reupholstery and furniture repair .....	4	(D)	(D)	(D)	AA
769	Miscellaneous repair and related services .....	6	(D)	(D)	(D)	BB
<b>78, 79, 84</b>	<b>Amusement and recreation services, including motion pictures and museums</b> .....	<b>23</b>	<b>6 154</b>	<b>1 083</b>	<b>251</b>	<b>137</b>
781, 2	Motion picture production, distribution, and services .....	1	(D)	(D)	(D)	AA
783	Motion picture theaters .....	2	(D)	(D)	(D)	BB
784	Video tape rental .....	6	(D)	(D)	(D)	BB
792	Theatrical producers (except motion picture), bands, orchestras, and entertainers .....	1	(D)	(D)	(D)	AA
793	Bowling centers .....	1	(D)	(D)	(D)	AA
79 ex. 792, 3, 84	Commercial sports and other amusement and recreation services, including museums .....	12	1 875	393	86	42
<b>80</b>	<b>Health services</b> .....	<b>113</b>	<b>64 690</b>	<b>28 481</b>	<b>5 916</b>	<b>873</b>
801	Offices and clinics of doctors of medicine .....	63	36 583	18 458	3 518	394
802	Offices and clinics of dentists .....	22	8 355	4 446	1 019	148
803	Offices and clinics of doctors of osteopathy .....	2	(D)	(D)	(D)	AA
804	Offices and clinics of other health practitioners .....	19	6 671	2 161	510	124
805	Nursing and personal care facilities .....	2	(D)	(D)	(D)	CC
806	Hospitals .....	—	—	—	—	—
807, 8, 9	Other health services .....	5	(D)	(D)	(D)	BB
<b>81</b>	<b>Legal services</b> .....	<b>38</b>	<b>23 516</b>	<b>11 997</b>	<b>2 370</b>	<b>344</b>
<b>823, 4, 9</b>	<b>Selected educational services</b> .....	<b>1</b>	<b>(D)</b>	<b>(D)</b>	<b>(D)</b>	<b>AA</b>



**Table 5. Summary Statistics for Firms Subject to Federal Income Tax for Places With 350 Establishments or More: 1992 — Con.**

[Includes only establishments with payroll. For meaning of abbreviations and symbols, see introductory text. For explanation of terms and comparability of 1987 and 1992 censuses, see appendix A. For information on geographic areas followed by ▲, see appendix F]

SIC code	Geographic area and kind of business or operation	Establishments (number)	Receipts (\$1,000)	Annual payroll (\$1,000)	First-quarter payroll (\$1,000)	Paid employees for pay period including March 12 (number)
<b>VINELAND—Con.</b>						
<b>83</b>	<b>Social services</b> .....	<b>12</b>	<b>1 793</b>	<b>798</b>	<b>192</b>	<b>91</b>
835	Child day care services .....	10	(D)	(D)	(D)	BB
832, 3, 6, 9	Other social services .....	2	(D)	(D)	(D)	AA
<b>87 ex. 8733</b>	<b>Engineering, accounting, research, management, and related services (except noncommercial research organizations)</b> .....	<b>38</b>	<b>10 347</b>	<b>5 904</b>	<b>1 407</b>	<b>234</b>
871	Engineering, architectural, and surveying services .....	14	(D)	(D)	(D)	BB
872	Accounting, auditing, and bookkeeping services .....	18	4 617	2 441	512	74
873 ex. 8733	Research, development, and testing services (except noncommercial research organizations) .....	—	—	—	—	—
874	Management and public relations services .....	6	(D)	(D)	(D)	BB
<b>89</b>	<b>Services, n.e.c.</b> .....	<b>2</b>	<b>(D)</b>	<b>(D)</b>	<b>(D)</b>	<b>AA</b>
<b>VOORHEES TOWNSHIP</b>						
	<b>Total</b> .....	<b>379</b>	<b>264 582</b>	<b>105 244</b>	<b>22 424</b>	<b>4 221</b>
<b>70 ex. 704</b>	<b>Hotels, rooming houses, camps, and other lodging places (except membership lodging)</b> .....	<b>2</b>	<b>(D)</b>	<b>(D)</b>	<b>(D)</b>	<b>BB</b>
7011	Hotels and motels .....	2	(D)	(D)	(D)	BB
7011 pt.	Hotels .....	1	(D)	(D)	(D)	BB
7011 pt.	Motels, motor hotels, and tourist courts .....	1	(D)	(D)	(D)	AA
702, 3	Other lodging places .....	—	—	—	—	—
<b>72</b>	<b>Personal services</b> .....	<b>37</b>	<b>9 962</b>	<b>3 070</b>	<b>963</b>	<b>508</b>
721	Laundry, cleaning, and garment services .....	8	1 936	200	46	11
7211	Power laundries, family and commercial* .....	—	—	—	—	—
7213	Linen supply* .....	1	(D)	(D)	(D)	AA
7215	Coin-operated laundries and drycleaning .....	—	—	—	—	—
7216	Drycleaning plants, except rug cleaning* .....	3	565	70	19	7
7217	Carpet and upholstery cleaning .....	1	(D)	(D)	(D)	AA
7218	Industrial laundriers* .....	—	—	—	—	—
7212, 9	Other laundry, cleaning, and garment services* .....	3	(D)	(D)	(D)	AA
722	Photographic studios, portrait .....	2	(D)	(D)	(D)	AA
723, 4	Beauty and barber shops .....	19	3 224	1 304	365	122
723	Beauty shops .....	18	(D)	(D)	(D)	CC
724	Barber shops .....	1	(D)	(D)	(D)	AA
725	Shoe repair shops and shoeshine parlors .....	1	(D)	(D)	(D)	AA
726	Funeral service and crematories .....	—	—	—	—	—
729	Miscellaneous personal services .....	7	4 228	1 434	512	357
<b>73</b>	<b>Business services</b> .....	<b>43</b>	<b>33 082</b>	<b>15 688</b>	<b>3 445</b>	<b>768</b>
731	Advertising .....	4	2 666	567	50	7
732	Consumer credit reporting agencies, mercantile reporting agencies, and adjustment and collection agencies .....	3	(D)	(D)	(D)	EE
733	Mailing, reproduction, commercial art and photography, and stenographic services .....	6	6 835	1 755	386	117
734	Services to dwellings and other buildings .....	5	224	43	13	8
735	Miscellaneous equipment rental and leasing .....	2	(D)	(D)	(D)	AA
736	Personnel supply services .....	1	(D)	(D)	(D)	BB
737	Computer programming, data processing, and other computer related services .....	12	8 128	5 412	1 267	130
7371, 2, 3	Computer programming, prepackaged software, and integrated systems .....	7	(D)	(D)	(D)	AA
7374, 5, 6	Data processing services .....	3	(D)	(D)	(D)	CC
7377, 8, 9	Computer rental and leasing, maintenance, and related services, n.e.c. ....	2	(D)	(D)	(D)	AA
738	Miscellaneous business services .....	10	(D)	(D)	(D)	CC
<b>75</b>	<b>Automotive repair, services, and parking</b> .....	<b>15</b>	<b>2 165</b>	<b>406</b>	<b>125</b>	<b>30</b>
751	Automotive rental and leasing, without drivers .....	1	(D)	(D)	(D)	AA
752	Automobile parking .....	1	(D)	(D)	(D)	AA
753	Automotive repair shops .....	8	(D)	(D)	(D)	BB
7532	Top, body, and upholstery repair shops and paint shops .....	1	(D)	(D)	(D)	AA
7538	General automotive repair shops .....	5	632	147	35	7
7533, 4, 6, 7, 9	Other automotive repair shops .....	2	(D)	(D)	(D)	AA
754	Automotive services, except repair .....	5	982	149	33	8
<b>76</b>	<b>Miscellaneous repair services</b> .....	<b>9</b>	<b>2 697</b>	<b>679</b>	<b>143</b>	<b>25</b>
762	Electrical repair shops .....	4	(D)	(D)	(D)	AA
7622	Radio and television repair shops .....	—	—	—	—	—
7623, 9	Other electrical and electronic repair shops .....	4	(D)	(D)	(D)	AA
763	Watch, clock, and jewelry repair .....	—	—	—	—	—
764	Reupholstery and furniture repair .....	—	—	—	—	—
769	Miscellaneous repair and related services .....	5	(D)	(D)	(D)	AA

**Table 5. Summary Statistics for Firms Subject to Federal Income Tax for Places With 350 Establishments or More: 1992 — Con.**

[Includes only establishments with payroll. For meaning of abbreviations and symbols, see introductory text. For explanation of terms and comparability of 1987 and 1992 censuses, see appendix A. For information on geographic areas followed by ▲, see appendix F]

SIC code	Geographic area and kind of business or operation	Establishments (number)	Receipts (\$1,000)	Annual payroll (\$1,000)	First-quarter payroll (\$1,000)	Paid employees for pay period including March 12 (number)
<b>VOORHEES TOWNSHIP—Con.</b>						
<b>78, 79, 84</b>	<b>Amusement and recreation services, including motion pictures and museums</b> .....	<b>25</b>	<b>14 481</b>	<b>4 484</b>	<b>936</b>	<b>443</b>
781, 2	Motion picture production, distribution, and services .....	3	2 346	848	259	157
783	Motion picture theaters .....	1	(D)	(D)	(D)	BB
784	Video tape rental .....	2	(D)	(D)	(D)	AA
792	Theatrical producers (except motion picture), bands, orchestras, and entertainers .....	2	(D)	(D)	(D)	AA
793	Bowling centers .....	—	—	—	—	—
79 ex. 792, 3; 84	Commercial sports and other amusement and recreation services, including museums .....	17	9 456	3 164	567	242
<b>80</b>	<b>Health services</b> .....	<b>132</b>	<b>113 232</b>	<b>52 888</b>	<b>10 516</b>	<b>1 467</b>
801	Offices and clinics of doctors of medicine .....	73	66 013	33 987	6 083	727
802	Offices and clinics of dentists .....	21	8 719	3 283	626	121
803	Offices and clinics of doctors of osteopathy .....	6	4 314	1 960	408	48
804	Offices and clinics of other health practitioners .....	21	4 556	1 331	276	51
805	Nursing and personal care facilities .....	2	(D)	(D)	(D)	EE
806	Hospitals .....	—	—	—	—	—
807, 8, 9	Other health services .....	9	(D)	(D)	(D)	BB
<b>81</b>	<b>Legal services</b> .....	<b>32</b>	<b>13 708</b>	<b>5 472</b>	<b>1 171</b>	<b>141</b>
<b>823, 4, 9</b>	<b>Selected educational services</b> .....	<b>4</b>	<b>(D)</b>	<b>(D)</b>	<b>(D)</b>	<b>CC</b>
<b>83</b>	<b>Social services</b> .....	<b>13</b>	<b>6 318</b>	<b>1 799</b>	<b>389</b>	<b>189</b>
835	Child day care services .....	10	(D)	(D)	(D)	CC
832, 3, 6, 9	Other social services .....	3	(D)	(D)	(D)	BB
<b>87 ex. 8733</b>	<b>Engineering, accounting, research, management, and related services (except noncommercial research organizations)</b> .....	<b>63</b>	<b>55 147</b>	<b>14 453</b>	<b>3 678</b>	<b>419</b>
871	Engineering, architectural, and surveying services .....	15	(D)	(D)	(D)	BB
872	Accounting, auditing, and bookkeeping services .....	23	11 860	4 855	1 217	164
873 ex. 8733	Research, development, and testing services (except noncommercial research organizations) .....	3	(D)	(D)	(D)	AA
874	Management and public relations services .....	22	34 177	6 705	1 709	170
<b>89</b>	<b>Services, n.e.c.</b> .....	<b>4</b>	<b>(D)</b>	<b>(D)</b>	<b>(D)</b>	<b>BB</b>
<b>WAYNE TOWNSHIP</b>						
	<b>Total</b> .....	<b>644</b>	<b>401 756</b>	<b>149 093</b>	<b>32 503</b>	<b>5 800</b>
<b>70 ex. 704</b>	<b>Hotels, rooming houses, camps, and other lodging places (except membership lodging)</b> .....	<b>5</b>	<b>4 799</b>	<b>1 291</b>	<b>372</b>	<b>143</b>
7011	Hotels and motels .....	5	4 799	1 291	372	143
7011 pt.	Hotels .....	3	(D)	(D)	(D)	BB
7011 pt.	Motels, motor hotels, and tourist courts .....	2	(D)	(D)	(D)	BB
702, 3	Other lodging places .....	—	—	—	—	—
<b>72</b>	<b>Personal services</b> .....	<b>65</b>	<b>15 833</b>	<b>5 210</b>	<b>1 411</b>	<b>707</b>
721	Laundry, cleaning, and garment services .....	18	3 708	1 095	271	93
7211	Power laundries, family and commercial* .....	—	—	—	—	—
7213	Linen supply* .....	—	—	—	—	—
7215	Coin-operated laundries and drycleaning .....	8	1 872	595	138	51
7216	Drycleaning plants, except rug cleaning* .....	8	(D)	(D)	(D)	BB
7217	Carpet and upholstery cleaning .....	2	(D)	(D)	(D)	AA
7218	Industrial laundriers* .....	—	—	—	—	—
7212, 9	Other laundry, cleaning, and garment services* .....	—	—	—	—	—
722	Photographic studios, portrait .....	3	(D)	(D)	(D)	BB
723, 4	Beauty and barber shops .....	30	4 696	2 002	458	209
723	Beauty shops .....	27	4 405	1 887	443	201
724	Barber shops .....	3	291	115	15	8
725	Shoe repair shops and shoeshine parlors .....	1	(D)	(D)	(D)	AA
726	Funeral service and crematories .....	2	(D)	(D)	(D)	AA
729	Miscellaneous personal services .....	11	4 366	1 564	560	365
<b>73</b>	<b>Business services</b> .....	<b>126</b>	<b>102 168</b>	<b>31 444</b>	<b>7 369</b>	<b>1 583</b>
731	Advertising .....	10	(D)	(D)	(D)	CC
732	Consumer credit reporting agencies, mercantile reporting agencies, and adjustment and collection agencies .....	4	2 294	794	160	29
733	Mailing, reproduction, commercial art and photography, and stenographic services .....	10	6 025	1 647	336	42
734	Services to dwellings and other buildings .....	21	2 721	1 253	307	133
735	Miscellaneous equipment rental and leasing .....	5	2 211	777	152	24
736	Personnel supply services .....	13	10 499	7 718	1 829	474
737	Computer programming, data processing, and other computer related services .....	34	27 221	9 162	2 147	202
7371, 2, 3	Computer programming, prepackaged software, and integrated systems .....	19	4 213	1 748	366	42
7374, 5, 6	Data processing services .....	5	(D)	(D)	(D)	CC
7377, 8, 9	Computer rental and leasing, maintenance, and related services, n.e.c. .....	10	(D)	(D)	(D)	BB
738	Miscellaneous business services .....	29	(D)	(D)	(D)	EE

**Table 5. Summary Statistics for Firms Subject to Federal Income Tax for Places With 350 Establishments or More: 1992 — Con.**

[Includes only establishments with payroll. For meaning of abbreviations and symbols, see introductory text. For explanation of terms and comparability of 1987 and 1992 censuses, see appendix A. For information on geographic areas followed by ▲, see appendix F]

SIC code	Geographic area and kind of business or operation	Establishments (number)	Receipts (\$1,000)	Annual payroll (\$1,000)	First-quarter payroll (\$1,000)	Paid employees for pay period including March 12 (number)
<b>WAYNE TOWNSHIP — Con.</b>						
<b>75</b>	<b>Automotive repair, services, and parking</b> .....	<b>28</b>	<b>10 102</b>	<b>2 626</b>	<b>707</b>	<b>116</b>
751	Automotive rental and leasing, without drivers .....	3	(D)	(D)	(D)	AA
752	Automobile parking .....	—	—	—	—	—
753	Automotive repair shops .....	19	7 276	2 074	582	77
7532	Top, body, and upholstery repair shops and paint shops .....	5	3 430	1 165	304	31
7538	General automotive repair shops .....	5	1 526	306	128	19
7533, 4, 6, 7, 9	Other automotive repair shops .....	9	2 320	603	150	27
754	Automotive services, except repair .....	6	(D)	(D)	(D)	BB
<b>76</b>	<b>Miscellaneous repair services</b> .....	<b>20</b>	<b>6 106</b>	<b>1 559</b>	<b>345</b>	<b>65</b>
762	Electrical repair shops .....	6	3 598	891	195	28
7622	Radio and television repair shops .....	—	—	—	—	—
7623, 9	Other electrical and electronic repair shops .....	6	3 598	891	195	28
763	Watch, clock, and jewelry repair .....	—	—	—	—	—
764	Reupholstery and furniture repair .....	3	311	59	14	4
769	Miscellaneous repair and related services .....	11	2 197	609	136	33
<b>78, 79, 84</b>	<b>Amusement and recreation services, including motion pictures and museums</b> .....	<b>27</b>	<b>22 033</b>	<b>5 325</b>	<b>1 216</b>	<b>393</b>
781, 2	Motion picture production, distribution, and services .....	4	8 724	3 175	699	171
783	Motion picture theaters .....	2	(D)	(D)	(D)	BB
784	Video tape rental .....	2	(D)	(D)	(D)	AA
792	Theatrical producers (except motion picture), bands, orchestras, and entertainers .....	2	(D)	(D)	(D)	AA
793	Bowling centers .....	1	(D)	(D)	(D)	BB
79 ex. 792, 3; 84	Commercial sports and other amusement and recreation services, including museums .....	16	6 044	1 197	297	136
<b>80</b>	<b>Health services</b> .....	<b>205</b>	<b>139 132</b>	<b>63 407</b>	<b>12 855</b>	<b>1 681</b>
801	Offices and clinics of doctors of medicine .....	119	79 311	37 486	7 205	640
802	Offices and clinics of dentists .....	37	14 772	5 797	1 201	219
803	Offices and clinics of doctors of osteopathy .....	1	(D)	(D)	(D)	AA
804	Offices and clinics of other health practitioners .....	28	4 776	1 837	416	86
805	Nursing and personal care facilities .....	5	27 462	13 379	3 258	583
806	Hospitals .....	—	—	—	—	—
807, 8, 9	Other health services .....	15	(D)	(D)	(D)	CC
<b>81</b>	<b>Legal services</b> .....	<b>53</b>	<b>24 719</b>	<b>8 077</b>	<b>1 848</b>	<b>283</b>
<b>823, 4, 9</b>	<b>Selected educational services</b> .....	<b>3</b>	<b>(D)</b>	<b>(D)</b>	<b>(D)</b>	<b>BB</b>
<b>83</b>	<b>Social services</b> .....	<b>10</b>	<b>2 017</b>	<b>1 035</b>	<b>207</b>	<b>59</b>
835	Child day care services .....	8	(D)	(D)	(D)	BB
832, 3, 6, 9	Other social services .....	2	(D)	(D)	(D)	AA
<b>87 ex. 8733</b>	<b>Engineering, accounting, research, management, and related services (except noncommercial research organizations)</b> .....	<b>97</b>	<b>66 596</b>	<b>25 701</b>	<b>5 643</b>	<b>693</b>
871	Engineering, architectural, and surveying services .....	28	27 224	10 532	2 379	227
872	Accounting, auditing, and bookkeeping services .....	28	(D)	(D)	(D)	CC
873 ex. 8733	Research, development, and testing services (except noncommercial research organizations) .....	5	(D)	(D)	(D)	BB
874	Management and public relations services .....	36	23 313	9 935	2 030	237
<b>89</b>	<b>Services, n.e.c.</b> .....	<b>5</b>	<b>(D)</b>	<b>(D)</b>	<b>(D)</b>	<b>BB</b>
<b>WESTFIELD</b>						
	<b>Total</b> .....	<b>399</b>	<b>224 272</b>	<b>87 009</b>	<b>18 864</b>	<b>2 783</b>
<b>70 ex. 704</b>	<b>Hotels, rooming houses, camps, and other lodging places (except membership lodging)</b> .....	<b>3</b>	<b>(D)</b>	<b>(D)</b>	<b>(D)</b>	<b>BB</b>
7011	Hotels and motels .....	1	(D)	(D)	(D)	BB
7011 pt. 7011 pt.	Hotels .....	1	(D)	(D)	(D)	BB
	Motels, motor hotels, and tourist courts .....	—	—	—	—	—
702, 3	Other lodging places .....	2	(D)	(D)	(D)	AA
<b>72</b>	<b>Personal services</b> .....	<b>50</b>	<b>7 103</b>	<b>2 535</b>	<b>597</b>	<b>210</b>
721	Laundry, cleaning, and garment services .....	8	2 274	870	193	55
7211	Power laundries, family and commercial* .....	—	—	—	—	—
7213	Linen supply* .....	—	—	—	—	—
7215	Coin-operated laundries and drycleaning .....	—	—	—	—	—
7216	Drycleaning plants, except rug cleaning* .....	6	(D)	(D)	(D)	BB
7217	Carpet and upholstery cleaning .....	2	(D)	(D)	(D)	AA
7218	Industrial launderers* .....	—	—	—	—	—
7212, 9	Other laundry, cleaning, and garment services* .....	—	—	—	—	—
722	Photographic studios, portrait .....	1	(D)	(D)	(D)	AA
723, 4	Beauty and barber shops .....	32	3 580	1 371	327	130
723	Beauty shops .....	28	3 329	1 276	302	122
724	Barber shops .....	4	251	95	25	8
725	Shoe repair shops and shoeshine parlors .....	1	(D)	(D)	(D)	AA
726	Funeral service and crematories .....	2	(D)	(D)	(D)	AA
729	Miscellaneous personal services .....	6	405	91	25	13

**Table 5. Summary Statistics for Firms Subject to Federal Income Tax for Places With 350 Establishments or More: 1992 — Con.**

[Includes only establishments with payroll. For meaning of abbreviations and symbols, see introductory text. For explanation of terms and comparability of 1987 and 1992 censuses, see appendix A. For information on geographic areas followed by ▲, see appendix F]

SIC code	Geographic area and kind of business or operation	Establishments (number)	Receipts (\$1,000)	Annual payroll (\$1,000)	First-quarter payroll (\$1,000)	Paid employees for pay period including March 12 (number)
<b>WESTFIELD—Con.</b>						
<b>73</b>	<b>Business services</b> .....	<b>74</b>	<b>21 693</b>	<b>7 368</b>	<b>1 615</b>	<b>355</b>
731	Advertising .....	6	1 745	484	112	18
732	Consumer credit reporting agencies, mercantile reporting agencies, and adjustment and collection agencies .....	1	(D)	(D)	(D)	BB
733	Mailing, reproduction, commercial art and photography, and stenographic services .....	8	1 854	570	105	18
734	Services to dwellings and other buildings .....	13	1 290	708	217	74
735	Miscellaneous equipment rental and leasing .....	2	(D)	(D)	(D)	BB
736	Personnel supply services .....	7	530	211	42	12
737	Computer programming, data processing, and other computer related services .....	26	9 899	3 573	709	92
7371, 2, 3	Computer programming, prepackaged software, and integrated systems .....	16	(D)	(D)	(D)	BB
7374, 5, 6	Data processing services .....	3	(D)	(D)	(D)	BB
7377, 8, 9	Computer rental and leasing, maintenance, and related services, n.e.c. ....	7	(D)	(D)	(D)	BB
738	Miscellaneous business services .....	11	(D)	(D)	(D)	BB
<b>75</b>	<b>Automotive repair, services, and parking</b> .....	<b>18</b>	<b>12 913</b>	<b>3 503</b>	<b>851</b>	<b>132</b>
751	Automotive rental and leasing, without drivers .....	2	(D)	(D)	(D)	AA
752	Automobile parking .....	—	—	—	—	—
753	Automotive repair shops .....	14	10 957	3 072	744	100
7532	Top, body, and upholstery repair shops and paint shops .....	5	4 677	1 793	437	46
7538	General automotive repair shops .....	6	(D)	(D)	(D)	BB
7533, 4, 6, 7, 9	Other automotive repair shops .....	3	(D)	(D)	(D)	BB
754	Automotive services, except repair .....	2	(D)	(D)	(D)	BB
<b>76</b>	<b>Miscellaneous repair services</b> .....	<b>11</b>	<b>(D)</b>	<b>(D)</b>	<b>(D)</b>	<b>CC</b>
762	Electrical repair shops .....	3	709	155	22	6
7622	Radio and television repair shops .....	1	(D)	(D)	(D)	AA
7623, 9	Other electrical and electronic repair shops .....	2	(D)	(D)	(D)	AA
763	Watch, clock, and jewelry repair .....	1	(D)	(D)	(D)	AA
764	Reupholstery and furniture repair .....	—	—	—	—	—
769	Miscellaneous repair and related services .....	7	(D)	(D)	(D)	CC
<b>78, 79, 84</b>	<b>Amusement and recreation services, including motion pictures and museums</b> .....	<b>14</b>	<b>5 602</b>	<b>1 329</b>	<b>345</b>	<b>136</b>
781, 2	Motion picture production, distribution, and services .....	—	—	—	—	—
783	Motion picture theaters .....	2	(D)	(D)	(D)	BB
784	Video tape rental .....	1	(D)	(D)	(D)	AA
792	Theatrical producers (except motion picture), bands, orchestras, and entertainers .....	2	(D)	(D)	(D)	AA
793	Bowling centers .....	—	—	—	—	—
79 ex. 792, 3; 84	Commercial sports and other amusement and recreation services, including museums .....	9	2 043	670	190	57
<b>80</b>	<b>Health services</b> .....	<b>125</b>	<b>88 867</b>	<b>41 900</b>	<b>8 931</b>	<b>1 159</b>
801	Offices and clinics of doctors of medicine .....	59	52 890	26 814	5 272	487
802	Offices and clinics of dentists .....	37	14 271	5 301	1 378	203
803	Offices and clinics of doctors of osteopathy .....	—	—	—	—	—
804	Offices and clinics of other health practitioners .....	22	5 297	2 005	469	69
805	Nursing and personal care facilities .....	1	(D)	(D)	(D)	CC
806	Hospitals .....	—	—	—	—	—
807, 8, 9	Other health services .....	6	(D)	(D)	(D)	CC
<b>81</b>	<b>Legal services</b> .....	<b>41</b>	<b>50 594</b>	<b>18 374</b>	<b>3 842</b>	<b>441</b>
<b>823, 4, 9</b>	<b>Selected educational services</b> .....	<b>1</b>	<b>(D)</b>	<b>(D)</b>	<b>(D)</b>	<b>AA</b>
<b>83</b>	<b>Social services</b> .....	<b>5</b>	<b>(D)</b>	<b>(D)</b>	<b>(D)</b>	<b>BB</b>
835	Child day care services .....	1	(D)	(D)	(D)	AA
832, 3, 6, 9	Other social services .....	4	(D)	(D)	(D)	AA
<b>87 ex. 8733</b>	<b>Engineering, accounting, research, management, and related services (except noncommercial research organizations)</b> .....	<b>54</b>	<b>12 999</b>	<b>5 438</b>	<b>1 153</b>	<b>169</b>
871	Engineering, architectural, and surveying services .....	9	(D)	(D)	(D)	AA
872	Accounting, auditing, and bookkeeping services .....	20	4 388	1 066	255	48
873 ex. 8733	Research, development, and testing services (except noncommercial research organizations) .....	1	(D)	(D)	(D)	AA
874	Management and public relations services .....	24	6 141	3 007	621	97
<b>89</b>	<b>Services, n.e.c.</b> .....	<b>3</b>	<b>(D)</b>	<b>(D)</b>	<b>(D)</b>	<b>AA</b>

**Table 5. Summary Statistics for Firms Subject to Federal Income Tax for Places With 350 Establishments or More: 1992 — Con.**

[Includes only establishments with payroll. For meaning of abbreviations and symbols, see introductory text. For explanation of terms and comparability of 1987 and 1992 censuses, see appendix A. For information on geographic areas followed by ▲, see appendix F]

SIC code	Geographic area and kind of business or operation	Establishments (number)	Receipts (\$1,000)	Annual payroll (\$1,000)	First-quarter payroll (\$1,000)	Paid employees for pay period including March 12 (number)
<b>WEST ORANGE TOWNSHIP</b>						
	<b>Total</b> .....	<b>534</b>	<b>306 102</b>	<b>132 198</b>	<b>28 230</b>	<b>4 139</b>
<b>70 ex. 704</b>	<b>Hotels, rooming houses, camps, and other lodging places (except membership lodging)</b> .....	<b>3</b>	<b>(D)</b>	<b>(D)</b>	<b>(D)</b>	<b>AA</b>
7011	Hotels and motels .....	1	(D)	(D)	(D)	AA
7011 pt.	Hotels .....	1	(D)	(D)	(D)	AA
7011 pt.	Motels, motor hotels, and tourist courts .....	—	—	—	—	—
702, 3	Other lodging places .....	2	(D)	(D)	(D)	AA
<b>72</b>	<b>Personal services</b> .....	<b>48</b>	<b>8 921</b>	<b>4 180</b>	<b>850</b>	<b>283</b>
721	Laundry, cleaning, and garment services .....	16	1 269	343	82	33
7211	Power laundries, family and commercial* .....	—	—	—	—	—
7213	Linen supply* .....	1	(D)	(D)	(D)	AA
7215	Coin-operated laundries and drycleaning .....	4	(D)	(D)	(D)	AA
7216	Drycleaning plants, except rug cleaning* .....	9	(D)	(D)	(D)	BB
7217	Carpet and upholstery cleaning .....	1	(D)	(D)	(D)	AA
7218	Industrial laundriers* .....	—	—	—	—	—
7212, 9	Other laundry, cleaning, and garment services* .....	1	(D)	(D)	(D)	AA
722	Photographic studios, portrait .....	3	(D)	(D)	(D)	CC
723, 4	Beauty and barber shops .....	22	3 173	1 477	232	106
723	Beauty shops .....	20	(D)	(D)	(D)	CC
724	Barber shops .....	2	(D)	(D)	(D)	AA
725	Shoe repair shops and shoeshine parlors .....	—	—	—	—	—
726	Funeral service and crematories .....	2	(D)	(D)	(D)	AA
729	Miscellaneous personal services .....	5	(D)	(D)	(D)	AA
<b>73</b>	<b>Business services</b> .....	<b>89</b>	<b>71 037</b>	<b>26 406</b>	<b>5 797</b>	<b>1 036</b>
731	Advertising .....	3	3 295	514	105	10
732	Consumer credit reporting agencies, mercantile reporting agencies, and adjustment and collection agencies .....	2	(D)	(D)	(D)	BB
733	Mailing, reproduction, commercial art and photography, and stenographic services .....	5	5 016	1 136	217	34
734	Services to dwellings and other buildings .....	13	7 356	3 241	761	253
735	Miscellaneous equipment rental and leasing .....	3	(D)	(D)	(D)	AA
736	Personnel supply services .....	15	11 435	6 691	1 489	237
737	Computer programming, data processing, and other computer related services .....	24	28 227	7 030	1 557	132
7371, 2, 3	Computer programming, prepackaged software, and integrated systems .....	15	(D)	(D)	(D)	CC
7374, 5, 6	Data processing services .....	3	(D)	(D)	(D)	AA
7377, 8, 9	Computer rental and leasing, maintenance, and related services, n.e.c. ....	6	(D)	(D)	(D)	AA
738	Miscellaneous business services .....	24	(D)	(D)	(D)	EE
<b>75</b>	<b>Automotive repair, services, and parking</b> .....	<b>26</b>	<b>8 200</b>	<b>2 150</b>	<b>559</b>	<b>93</b>
751	Automotive rental and leasing, without drivers .....	2	(D)	(D)	(D)	AA
752	Automobile parking .....	2	(D)	(D)	(D)	AA
753	Automotive repair shops .....	18	5 779	1 523	394	58
7532	Top, body, and upholstery repair shops and paint shops .....	6	3 321	976	252	29
7538	General automotive repair shops .....	11	(D)	(D)	(D)	BB
7533, 4, 6, 7, 9	Other automotive repair shops .....	1	(D)	(D)	(D)	AA
754	Automotive services, except repair .....	4	(D)	(D)	(D)	AA
<b>76</b>	<b>Miscellaneous repair services</b> .....	<b>10</b>	<b>(D)</b>	<b>(D)</b>	<b>(D)</b>	<b>BB</b>
762	Electrical repair shops .....	3	(D)	(D)	(D)	BB
7622	Radio and television repair shops .....	—	—	—	—	—
7623, 9	Other electrical and electronic repair shops .....	3	(D)	(D)	(D)	BB
763	Watch, clock, and jewelry repair .....	1	(D)	(D)	(D)	AA
764	Reupholstery and furniture repair .....	—	—	—	—	—
769	Miscellaneous repair and related services .....	6	(D)	(D)	(D)	BB
<b>78, 79, 84</b>	<b>Amusement and recreation services, including motion pictures and museums</b> .....	<b>20</b>	<b>(D)</b>	<b>(D)</b>	<b>(D)</b>	<b>CC</b>
781, 2	Motion picture production, distribution, and services .....	1	(D)	(D)	(D)	AA
783	Motion picture theaters .....	1	(D)	(D)	(D)	BB
784	Video tape rental .....	2	(D)	(D)	(D)	AA
792	Theatrical producers (except motion picture), bands, orchestras, and entertainers .....	3	(D)	(D)	(D)	AA
793	Bowling centers .....	1	(D)	(D)	(D)	AA
79 ex. 792, 3, 84	Commercial sports and other amusement and recreation services, including museums .....	12	5 006	1 259	269	113
<b>80</b>	<b>Health services</b> .....	<b>146</b>	<b>94 697</b>	<b>47 822</b>	<b>10 544</b>	<b>1 218</b>
801	Offices and clinics of doctors of medicine .....	84	53 259	27 220	5 771	396
802	Offices and clinics of dentists .....	33	10 156	3 439	763	135
803	Offices and clinics of doctors of osteopathy .....	—	—	—	—	—
804	Offices and clinics of other health practitioners .....	16	3 174	776	155	43
805	Nursing and personal care facilities .....	1	(D)	(D)	(D)	BB
806	Hospitals .....	—	—	—	—	—
807, 8, 9	Other health services .....	12	(D)	(D)	(D)	FF
<b>81</b>	<b>Legal services</b> .....	<b>106</b>	<b>64 943</b>	<b>32 556</b>	<b>6 394</b>	<b>661</b>
<b>823, 4, 9</b>	<b>Selected educational services</b> .....	<b>1</b>	<b>(D)</b>	<b>(D)</b>	<b>(D)</b>	<b>AA</b>

**Table 5. Summary Statistics for Firms Subject to Federal Income Tax for Places With 350 Establishments or More: 1992 — Con.**

[Includes only establishments with payroll. For meaning of abbreviations and symbols, see introductory text. For explanation of terms and comparability of 1987 and 1992 censuses, see appendix A. For information on geographic areas followed by ▲, see appendix F]

SIC code	Geographic area and kind of business or operation	Establishments (number)	Receipts (\$1,000)	Annual payroll (\$1,000)	First-quarter payroll (\$1,000)	Paid employees for pay period including March 12 (number)
<b>WEST ORANGE TOWNSHIP — Con.</b>						
<b>83</b>	<b>Social services</b> .....	<b>7</b>	<b>4 409</b>	<b>685</b>	<b>171</b>	<b>117</b>
835	Child day care services .....	5	(D)	(D)	(D)	BB
832, 3, 6, 9	Other social services .....	2	(D)	(D)	(D)	BB
<b>87 ex. 8733</b>	<b>Engineering, accounting, research, management, and related services (except noncommercial research organizations)</b> .....	<b>72</b>	<b>38 669</b>	<b>14 268</b>	<b>2 969</b>	<b>470</b>
871	Engineering, architectural, and surveying services .....	15	(D)	(D)	(D)	BB
872	Accounting, auditing, and bookkeeping services .....	31	26 934	9 846	2 359	285
873 ex. 8733	Research, development, and testing services (except noncommercial research organizations) .....	5	(D)	(D)	(D)	AA
874	Management and public relations services .....	21	6 694	2 518	356	149
<b>89</b>	<b>Services, n.e.c.</b> .....	<b>6</b>	<b>(D)</b>	<b>(D)</b>	<b>(D)</b>	<b>AA</b>
<b>WOODBRIIDGE TOWNSHIP</b>						
	<b>Total</b> .....	<b>717</b>	<b>570 149</b>	<b>216 163</b>	<b>49 555</b>	<b>6 966</b>
<b>70 ex. 704</b>	<b>Hotels, rooming houses, camps, and other lodging places (except membership lodging)</b> .....	<b>15</b>	<b>(D)</b>	<b>(D)</b>	<b>(D)</b>	<b>FF</b>
7011	Hotels and motels .....	14	26 119	8 188	1 778	644
7011 pt.	Hotels .....	8	24 235	7 845	1 701	606
7011 pt.	Motels, motor hotels, and tourist courts .....	6	1 884	343	77	38
702, 3	Other lodging places .....	1	(D)	(D)	(D)	AA
<b>72</b>	<b>Personal services</b> .....	<b>91</b>	<b>15 382</b>	<b>5 154</b>	<b>1 250</b>	<b>422</b>
721	Laundry, cleaning, and garment services .....	18	2 449	780	179	61
7211	Power laundries, family and commercial* .....	—	—	—	—	—
7213	Linen supply* .....	—	—	—	—	—
7215	Coin-operated laundries and drycleaning .....	4	(D)	(D)	(D)	AA
7216	Drycleaning plants, except rug cleaning* .....	13	2 016	648	153	52
7217	Carpet and upholstery cleaning .....	—	—	—	—	—
7218	Industrial launderers* .....	1	(D)	(D)	(D)	AA
7212, 9	Other laundry, cleaning, and garment services* .....	—	—	—	—	—
722	Photographic studios, portrait .....	6	1 149	264	67	29
723, 4	Beauty and barber shops .....	54	6 787	2 670	665	273
723	Beauty shops .....	51	6 566	2 587	648	267
724	Barber shops .....	3	221	83	17	6
725	Shoe repair shops and shoeshine parlors .....	1	(D)	(D)	(D)	AA
726	Funeral service and crematories .....	6	4 424	1 277	299	38
729	Miscellaneous personal services .....	6	(D)	(D)	(D)	BB
<b>73</b>	<b>Business services</b> .....	<b>158</b>	<b>175 475</b>	<b>66 112</b>	<b>16 243</b>	<b>2 046</b>
731	Advertising .....	7	13 196	7 223	2 080	149
732	Consumer credit reporting agencies, mercantile reporting agencies, and adjustment and collection agencies .....	5	765	224	46	15
733	Mailing, reproduction, commercial art and photography, and stenographic services .....	10	3 776	2 057	603	33
734	Services to dwellings and other buildings .....	19	4 654	2 096	437	173
735	Miscellaneous equipment rental and leasing .....	13	11 939	3 750	654	90
736	Personnel supply services .....	24	23 684	15 223	3 592	508
737	Computer programming, data processing, and other computer related services .....	55	97 235	27 191	6 910	578
7371, 2, 3	Computer programming, prepackaged software, and integrated systems .....	36	77 237	17 719	4 714	380
7374, 5, 6	Data processing services .....	3	337	109	28	5
7377, 8, 9	Computer rental and leasing, maintenance, and related services, n.e.c. ....	16	19 661	9 363	2 168	193
738	Miscellaneous business services .....	25	20 226	8 348	1 921	500
<b>75</b>	<b>Automotive repair, services, and parking</b> .....	<b>69</b>	<b>28 999</b>	<b>7 175</b>	<b>1 640</b>	<b>295</b>
751	Automotive rental and leasing, without drivers .....	3	(D)	(D)	(D)	AA
752	Automobile parking .....	—	—	—	—	—
753	Automotive repair shops .....	56	24 547	5 653	1 307	222
7532	Top, body, and upholstery repair shops and paint shops .....	12	4 453	1 263	301	52
7538	General automotive repair shops .....	29	7 427	1 765	425	72
7533, 4, 6, 7, 9	Other automotive repair shops .....	15	12 667	2 625	581	98
754	Automotive services, except repair .....	10	(D)	(D)	(D)	BB
<b>76</b>	<b>Miscellaneous repair services</b> .....	<b>34</b>	<b>19 129</b>	<b>4 286</b>	<b>971</b>	<b>146</b>
762	Electrical repair shops .....	13	5 436	1 831	429	54
7622	Radio and television repair shops .....	5	389	78	12	4
7623, 9	Other electrical and electronic repair shops .....	8	5 047	1 753	417	50
763	Watch, clock, and jewelry repair .....	1	(D)	(D)	(D)	AA
764	Reupholstery and furniture repair .....	1	(D)	(D)	(D)	AA
769	Miscellaneous repair and related services .....	19	(D)	(D)	(D)	BB

**Table 5. Summary Statistics for Firms Subject to Federal Income Tax for Places With 350 Establishments or More: 1992 — Con.**

[Includes only establishments with payroll. For meaning of abbreviations and symbols, see introductory text. For explanation of terms and comparability of 1987 and 1992 censuses, see appendix A. For information on geographic areas followed by ▲, see appendix F]

SIC code	Geographic area and kind of business or operation	Establishments (number)	Receipts (\$1,000)	Annual payroll (\$1,000)	First-quarter payroll (\$1,000)	Paid employees for pay period including March 12 (number)
<b>WOODBIDGE TOWNSHIP — Con.</b>						
<b>78, 79, 84</b>	<b>Amusement and recreation services, including motion pictures and museums</b> .....	<b>32</b>	<b>17 136</b>	<b>3 923</b>	<b>986</b>	<b>342</b>
781, 2	Motion picture production, distribution, and services .....	—	—	—	—	—
783	Motion picture theaters .....	2	(D)	(D)	(D)	BB
784	Video tape rental .....	7	1 925	224	61	25
792	Theatrical producers (except motion picture), bands, orchestras, and entertainers .....	5	(D)	(D)	(D)	BB
793	Bowling centers .....	2	(D)	(D)	(D)	BB
79 ex. 792, 3; 84	Commercial sports and other amusement and recreation services, including museums .....	16	10 485	2 844	688	233
<b>80</b>	<b>Health services</b> .....	<b>141</b>	<b>83 734</b>	<b>33 334</b>	<b>7 272</b>	<b>1 025</b>
801	Offices and clinics of doctors of medicine .....	50	45 778	18 524	3 932	435
802	Offices and clinics of dentists .....	43	18 371	6 267	1 440	256
803	Offices and clinics of doctors of osteopathy .....	7	4 398	2 466	592	71
804	Offices and clinics of other health practitioners .....	32	11 966	4 639	1 011	175
805	Nursing and personal care facilities .....	—	—	—	—	—
806	Hospitals .....	—	—	—	—	—
807, 8, 9	Other health services .....	9	3 221	1 438	297	88
<b>81</b>	<b>Legal services</b> .....	<b>66</b>	<b>90 544</b>	<b>43 043</b>	<b>9 239</b>	<b>833</b>
<b>823, 4, 9</b>	<b>Selected educational services</b> .....	<b>7</b>	<b>(D)</b>	<b>(D)</b>	<b>(D)</b>	<b>BB</b>
<b>83</b>	<b>Social services</b> .....	<b>8</b>	<b>(D)</b>	<b>(D)</b>	<b>(D)</b>	<b>BB</b>
835	Child day care services .....	7	1 734	965	224	89
832, 3, 6, 9	Other social services .....	1	(D)	(D)	(D)	AA
<b>87 ex. 8733</b>	<b>Engineering, accounting, research, management, and related services (except noncommercial research organizations)</b> .....	<b>95</b>	<b>109 388</b>	<b>43 093</b>	<b>9 754</b>	<b>1 074</b>
871	Engineering, architectural, and surveying services .....	28	31 981	11 965	2 834	321
872	Accounting, auditing, and bookkeeping services .....	35	44 754	15 295	3 733	422
873 ex. 8733	Research, development, and testing services (except noncommercial research organizations) .....	4	(D)	(D)	(D)	BB
874	Management and public relations services .....	28	(D)	(D)	(D)	CC
<b>89</b>	<b>Services, n.e.c.</b> .....	<b>1</b>	<b>(D)</b>	<b>(D)</b>	<b>(D)</b>	<b>AA</b>

**Table 6. Summary Statistics for Firms Subject to Federal Income Tax for Counties With 350 Establishments or More: 1992**

[Includes only establishments with payroll. For meaning of abbreviations and symbols, see introductory text. For explanation of terms and comparability of 1987 and 1992 censuses, see appendix A. For information on geographic areas followed by ▲, see appendix F]

SIC code	Geographic area and kind of business or operation	Establishments (number)	Receipts (\$1,000)	Annual payroll (\$1,000)	First-quarter payroll (\$1,000)	Paid employees for pay period including March 12 (number)
<b>ATLANTIC COUNTY</b>						
	<b>Total</b> .....	<b>1 775</b>	<b>4 679 204</b>	<b>1 391 972</b>	<b>329 873</b>	<b>57 468</b>
<b>70 ex. 704</b>	<b>Hotels, rooming houses, camps, and other lodging places (except membership lodging)</b> .....	<b>134</b>	<b>3 884 146</b>	<b>1 075 506</b>	<b>260 851</b>	<b>45 460</b>
7011	Hotels and motels .....	121	3 880 921	1 074 766	260 732	45 417
7011 pt.	Hotels .....	62	3 852 495	1 067 685	259 121	44 843
7011 pt.	Motels, motor hotels, and tourist courts .....	59	28 426	7 081	1 611	574
702, 3	Other lodging places .....	13	3 225	740	119	43
<b>72</b>	<b>Personal services</b> .....	<b>240</b>	<b>43 743</b>	<b>14 494</b>	<b>3 576</b>	<b>1 390</b>
721	Laundry, cleaning, and garment services .....	48	18 318	6 335	1 590	505
7211	Power laundries, family and commercial* .....	3	(D)	(D)	(D)	EE
7213	Linen supply* .....	3	(D)	(D)	(D)	BB
7215	Coin-operated laundries and drycleaning .....	8	1 044	228	58	24
7216	Drycleaning plants, except rug cleaning* .....	21	4 389	1 562	353	109
7217	Carpet and upholstery cleaning .....	7	656	111	19	7
7218	Industrial launderers* .....	2	(D)	(D)	(D)	BB
7212, 9	Other laundry, cleaning, and garment services* .....	4	(D)	(D)	(D)	AA
722	Photographic studios, portrait .....	19	(D)	(D)	(D)	BB
723, 4	Beauty and barber shops .....	138	12 397	4 852	1 135	516
723	Beauty shops .....	135	12 278	4 817	1 129	510
724	Barber shops .....	3	119	35	6	6
725	Shoe repair shops and shoeshine parlors .....	2	(D)	(D)	(D)	AA
726	Funeral service and crematories .....	19	6 406	1 283	321	65
729	Miscellaneous personal services .....	14	(D)	(D)	(D)	CC

**Table 6. Summary Statistics for Firms Subject to Federal Income Tax for Counties With 350 Establishments or More: 1992 — Con.**

[Includes only establishments with payroll. For meaning of abbreviations and symbols, see introductory text. For explanation of terms and comparability of 1987 and 1992 censuses, see appendix A. For information on geographic areas followed by ▲, see appendix F]

SIC code	Geographic area and kind of business or operation	Establishments (number)	Receipts (\$1,000)	Annual payroll (\$1,000)	First-quarter payroll (\$1,000)	Paid employees for pay period including March 12 (number)
<b>ATLANTIC COUNTY — Con.</b>						
<b>73</b>	<b>Business services .....</b>	<b>236</b>	<b>156 778</b>	<b>53 804</b>	<b>13 156</b>	<b>2 384</b>
731	Advertising .....	19	12 896	2 488	616	88
732	Consumer credit reporting agencies, mercantile reporting agencies, and adjustment and collection agencies .....	7	(D)	(D)	(D)	BB
733	Mailing, reproduction, commercial art and photography, and stenographic services .....	23	(D)	(D)	(D)	BB
734	Services to dwellings and other buildings .....	47	8 229	2 989	719	265
735	Miscellaneous equipment rental and leasing .....	18	14 175	2 584	584	101
736	Personnel supply services .....	11	(D)	(D)	(D)	EE
737	Computer programming, data processing, and other computer related services .....	41	(D)	(D)	(D)	FF
7371, 2, 3	Computer programming, prepackaged software, and integrated systems .....	24	(D)	(D)	(D)	EE
7374, 5, 6	Data processing services .....	9	6 646	2 533	616	89
7377, 8, 9	Computer rental and leasing, maintenance, and related services, n.e.c. ....	8	(D)	(D)	(D)	BB
738	Miscellaneous business services .....	70	39 662	12 831	3 500	832
<b>75</b>	<b>Automotive repair, services, and parking .....</b>	<b>139</b>	<b>39 696</b>	<b>10 415</b>	<b>2 558</b>	<b>572</b>
751	Automotive rental and leasing, without drivers .....	11	(D)	(D)	(D)	BB
752	Automobile parking .....	18	(D)	(D)	(D)	BB
753	Automotive repair shops .....	94	28 655	7 926	1 942	376
7532	Top, body, and upholstery repair shops and paint shops .....	26	9 461	2 764	685	125
7538	General automotive repair shops .....	46	13 648	3 847	941	182
7533, 4, 6, 7, 9	Other automotive repair shops .....	22	5 546	1 315	316	69
754	Automotive services, except repair .....	16	3 352	877	192	78
<b>76</b>	<b>Miscellaneous repair services .....</b>	<b>55</b>	<b>18 769</b>	<b>6 456</b>	<b>1 383</b>	<b>261</b>
762	Electrical repair shops .....	24	8 575	3 268	769	138
7622	Radio and television repair shops .....	4	(D)	(D)	(D)	AA
7623, 9	Other electrical and electronic repair shops .....	20	(D)	(D)	(D)	CC
763	Watch, clock, and jewelry repair .....	—	—	—	—	—
764	Reupholstery and furniture repair .....	1	(D)	(D)	(D)	AA
769	Miscellaneous repair and related services .....	30	(D)	(D)	(D)	CC
<b>78, 79, 84</b>	<b>Amusement and recreation services, including motion pictures and museums .....</b>	<b>129</b>	<b>62 416</b>	<b>18 306</b>	<b>3 399</b>	<b>1 205</b>
781, 2	Motion picture production, distribution, and services .....	2	(D)	(D)	(D)	AA
783	Motion picture theaters .....	4	(D)	(D)	(D)	CC
784	Video tape rental .....	20	2 749	496	161	49
792	Theatrical producers (except motion picture), bands, orchestras, and entertainers .....	23	(D)	(D)	(D)	EE
793	Bowling centers .....	3	(D)	(D)	(D)	BB
79 ex. 792, 3, 84	Commercial sports and other amusement and recreation services, including museums .....	77	39 204	11 966	1 887	668
<b>80</b>	<b>Health services .....</b>	<b>442</b>	<b>267 543</b>	<b>117 604</b>	<b>24 741</b>	<b>3 410</b>
801	Offices and clinics of doctors of medicine .....	209	142 748	69 582	13 445	1 276
802	Offices and clinics of dentists .....	87	37 650	14 333	3 383	504
803	Offices and clinics of doctors of osteopathy .....	24	10 762	4 959	990	155
804	Offices and clinics of other health practitioners .....	84	19 240	5 894	1 420	269
805	Nursing and personal care facilities .....	6	32 927	16 064	3 979	933
806	Hospitals .....	1	(D)	(D)	(D)	BB
807, 8, 9	Other health services .....	31	(D)	(D)	(D)	CC
<b>81</b>	<b>Legal services .....</b>	<b>164</b>	<b>94 973</b>	<b>48 607</b>	<b>9 879</b>	<b>1 109</b>
<b>823, 4, 9</b>	<b>Selected educational services .....</b>	<b>7</b>	<b>(D)</b>	<b>(D)</b>	<b>(D)</b>	<b>BB</b>
<b>83</b>	<b>Social services .....</b>	<b>38</b>	<b>7 944</b>	<b>3 202</b>	<b>838</b>	<b>318</b>
835	Child day care services .....	23	3 415	1 474	386	165
832, 3, 6, 9	Other social services .....	15	4 529	1 728	452	153
<b>87 ex. 8733</b>	<b>Engineering, accounting, research, management, and related services (except noncommercial research organizations) .....</b>	<b>182</b>	<b>99 048</b>	<b>42 180</b>	<b>9 192</b>	<b>1 293</b>
871	Engineering, architectural, and surveying services .....	63	42 261	17 656	3 987	501
872	Accounting, auditing, and bookkeeping services .....	54	17 784	8 051	1 769	247
873 ex. 8733	Research, development, and testing services (except noncommercial research organizations) .....	8	7 615	4 534	1 097	237
874	Management and public relations services .....	57	31 388	11 939	2 339	308
<b>89</b>	<b>Services, n.e.c. ....</b>	<b>9</b>	<b>(D)</b>	<b>(D)</b>	<b>(D)</b>	<b>BB</b>



**Table 6. Summary Statistics for Firms Subject to Federal Income Tax for Counties With 350 Establishments or More: 1992 — Con.**

[Includes only establishments with payroll. For meaning of abbreviations and symbols, see introductory text. For explanation of terms and comparability of 1987 and 1992 censuses, see appendix A. For information on geographic areas followed by ▲, see appendix F]

SIC code	Geographic area and kind of business or operation	Establishments (number)	Receipts (\$1,000)	Annual payroll (\$1,000)	First-quarter payroll (\$1,000)	Paid employees for pay period including March 12 (number)
<b>BERGEN COUNTY</b>						
	<b>Total</b> .....	<b>9 936</b>	<b>7 196 905</b>	<b>2 748 956</b>	<b>617 879</b>	<b>88 969</b>
<b>70 ex. 704</b>	<b>Hotels, rooming houses, camps, and other lodging places (except membership lodging)</b> .....	<b>71</b>	<b>191 507</b>	<b>63 768</b>	<b>14 994</b>	<b>4 200</b>
7011	Hotels and motels .....	64	190 033	63 444	14 970	4 193
7011 pt.	Hotels .....	34	170 209	58 173	13 652	3 745
7011 pt.	Hotels, 25 guestrooms or more .....	33	(D)	(D)	(D)	HH
7011 pt.	Hotels, less than 25 guestrooms .....	1	(D)	(D)	(D)	AA
7011 pt.	Motels, motor hotels, and tourist courts .....	30	19 824	5 271	1 318	448
7011 pt.	Motels, tourist courts .....	22	(D)	(D)	(D)	EE
7011 pt.	Motor hotels .....	8	(D)	(D)	(D)	CC
702, 3	Other lodging places .....	7	1 474	324	24	7
702	Rooming and boarding houses .....	2	(D)	(D)	(D)	AA
703	Camps and recreational vehicle parks .....	5	(D)	(D)	(D)	AA
<b>72</b>	<b>Personal services</b> .....	<b>1 087</b>	<b>194 146</b>	<b>64 971</b>	<b>14 797</b>	<b>5 213</b>
721	Laundry, cleaning, and garment services .....	278	59 053	19 807	4 262	1 391
7211	Power laundries, family and commercial* .....	7	1 693	435	121	34
7213	Linen supply* .....	3	893	301	3	1
7215	Coin-operated laundries and drycleaning .....	60	7 171	1 610	358	169
7216	Drycleaning plants, except rug cleaning* .....	148	29 282	10 289	2 334	749
7217	Carpet and upholstery cleaning .....	23	5 389	2 275	447	183
7218	Industrial laundriers* .....	3	(D)	(D)	(D)	BB
7212, 9	Other laundry, cleaning, and garment services* .....	34	(D)	(D)	(D)	CC
7212	Garment pressing, and agents for laundries and drycleaners .....	15	1 832	339	79	32
7219	Laundry and garment services, n.e.c.* .....	19	(D)	(D)	(D)	CC
722	Photographic studios, portrait .....	38	10 284	2 920	696	148
723, 4	Beauty and barber shops .....	612	65 009	26 171	6 219	2 540
723	Beauty shops .....	570	61 907	25 157	5 975	2 445
724	Barber shops .....	42	3 102	1 014	244	95
725	Shoe repair shops and shoeshine parlors .....	14	901	255	56	17
726	Funeral service and crematories .....	61	37 029	8 897	1 922	360
729	Miscellaneous personal services .....	84	21 870	6 921	1 642	757
7291	Tax return preparation services .....	7	(D)	(D)	(D)	EE
7299	Miscellaneous personal services, n.e.c. .....	77	(D)	(D)	(D)	EE
<b>73</b>	<b>Business services</b> .....	<b>2 126</b>	<b>1 983 920</b>	<b>772 068</b>	<b>181 078</b>	<b>29 788</b>
731	Advertising .....	155	161 229	51 286	10 818	1 130
7311	Advertising agencies .....	117	106 631	38 046	8 111	766
7312	Outdoor advertising services .....	8	(D)	(D)	(D)	BB
7313	Radio, television, publishers' advertising representatives .....	18	(D)	(D)	(D)	CC
7319	Advertising, n.e.c. .....	12	(D)	(D)	(D)	BB
732	Consumer credit reporting agencies, mercantile reporting agencies, and adjustment and collection agencies .....	49	28 239	9 372	2 249	414
7322	Adjustment and collection services .....	43	22 680	7 956	1 810	307
7323	Credit reporting services .....	6	5 559	1 416	439	107
733	Mailing, reproduction, commercial art and photography, and stenographic services .....	267	290 376	75 835	18 043	2 313
7331	Direct mail advertising services .....	64	190 173	44 901	10 618	1 395
7334	Photocopying and duplicating services .....	17	(D)	(D)	(D)	CC
7335, 6	Commercial photography, art, and graphics .....	153	84 619	25 638	6 177	684
7335	Commercial photography .....	34	15 187	5 129	1 063	162
7336	Commercial art and graphic design .....	119	69 432	20 509	5 114	522
7338	Secretarial and court reporting services .....	33	(D)	(D)	(D)	CC
734	Services to dwellings and other buildings .....	271	106 286	54 755	13 228	5 228
7342	Disinfecting and pest control services .....	35	12 337	5 378	1 149	203
7349	Building cleaning and maintenance services, n.e.c. .....	236	93 949	49 377	12 079	5 025
735	Miscellaneous equipment rental and leasing .....	93	148 055	34 036	7 431	890
7352	Medical equipment rental and leasing .....	13	12 017	2 992	693	93
7353	Heavy construction equipment rental and leasing .....	15	22 864	7 486	1 525	120
7359	Equipment rental and leasing, n.e.c. .....	65	113 174	23 558	5 213	677
736	Personnel supply services .....	249	205 731	138 882	31 671	7 869
7361	Employment agencies .....	149	44 002	23 017	5 078	1 294
7363	Help supply services .....	100	161 729	115 865	26 593	6 575
7363 pt.	Temporary help supply .....	85	105 634	74 590	17 045	5 261
7363 pt.	Help supply, except temporary .....	15	56 095	41 275	9 548	1 314
737	Computer programming, data processing, and other computer related services .....	600	705 098	273 720	65 732	5 912
7371, 2, 3	Computer programming, prepackaged software, and integrated systems .....	336	379 918	157 476	38 745	3 109
7371	Computer programming services .....	241	136 835	59 813	14 957	1 258
7372	Prepackaged software .....	56	151 719	66 275	15 642	1 227
7373	Computer integrated systems .....	39	91 364	31 388	8 146	624
7374, 5, 6	Data processing services .....	86	141 765	54 147	12 997	1 551
7374, 5	Computer processing, information retrieval .....	82	(D)	(D)	(D)	GG
7376	Computer facilities management services .....	4	(D)	(D)	(D)	CC
7377, 8, 9	Computer rental and leasing, maintenance, and related services, n.e.c. .....	178	183 415	62 097	13 990	1 252
7377	Computer rental and leasing .....	18	(D)	(D)	(D)	EE
7378	Computer maintenance and repair .....	36	33 771	11 253	2 583	394
7379	Computer related services, n.e.c. .....	124	(D)	(D)	(D)	FF

**Table 6. Summary Statistics for Firms Subject to Federal Income Tax for Counties With 350 Establishments or More: 1992 — Con.**

[Includes only establishments with payroll. For meaning of abbreviations and symbols, see introductory text. For explanation of terms and comparability of 1987 and 1992 censuses, see appendix A. For information on geographic areas followed by ▲, see appendix F]

SIC code	Geographic area and kind of business or operation	Establishments (number)	Receipts (\$1,000)	Annual payroll (\$1,000)	First-quarter payroll (\$1,000)	Paid employees for pay period including March 12 (number)
<b>BERGEN COUNTY—Con.</b>						
<b>73</b>	<b>Business services—Con.</b>					
738	Miscellaneous business services .....	442	338 906	134 182	31 906	6 032
7381, 2	Detective agencies and protective services .....	77	84 881	43 182	11 369	2 362
7381	Detective, guard, and armored car services .....	57	39 595	22 555	5 999	1 776
7382	Security systems services .....	20	45 286	20 627	5 370	586
7383	News syndicates .....	2	(D)	(D)	(D)	AA
7384	Photofinishing laboratories* .....	45	51 532	18 474	4 186	851
7389	Business services, n.e.c. ....	318	(D)	(D)	(D)	HH
7389 pt.	Sign painting shops .....	14	(D)	(D)	(D)	BB
7389 pt.	Interior designing .....	40	11 961	2 302	658	106
7389 pt.	Telephone answering services .....	14	20 339	10 776	2 778	482
7389 pt.	Other business services .....	250	(D)	(D)	(D)	GG
<b>75</b>	<b>Automotive repair, services, and parking .....</b>	<b>725</b>	<b>414 236</b>	<b>93 028</b>	<b>20 920</b>	<b>3 673</b>
751	Automotive rental and leasing, without drivers .....	63	196 066	34 785	6 730	1 083
7513	Truck rental and leasing, without drivers .....	18	(D)	(D)	(D)	EE
7514, 5	Passenger car rental and leasing .....	42	158 653	26 751	4 938	793
7514	Passenger car rental .....	27	(D)	(D)	(D)	FF
7515	Passenger car leasing .....	15	(D)	(D)	(D)	BB
7519	Utility trailer and recreational vehicle rental .....	3	(D)	(D)	(D)	BB
752	Automobile parking .....	7	(D)	(D)	(D)	BB
753	Automotive repair shops .....	545	191 223	49 289	12 150	2 061
7532	Top, body, and upholstery repair shops and paint shops .....	178	69 828	19 438	4 822	815
7532 pt.	Top and body repair shops .....	176	(D)	(D)	(D)	FF
7532 pt.	Paint shops .....	2	(D)	(D)	(D)	AA
7538	General automotive repair shops .....	265	84 979	20 722	4 930	805
7538 pt.	General automotive repair shops, except diesel .....	234	64 247	14 110	3 335	592
7538 pt.	Diesel repair shops .....	31	20 732	6 612	1 595	213
7533, 4, 6, 7, 9	Other automotive repair shops .....	102	36 416	9 129	2 398	441
7533	Automotive exhaust system repair shops .....	16	7 918	1 874	497	77
7534	Tire retreading and repair shops .....	8	(D)	(D)	(D)	BB
7536	Automotive glass replacement shops .....	16	3 264	689	177	44
7537	Automotive transmission repair shops .....	25	6 622	2 303	648	116
7539	Automotive repair shops, n.e.c. ....	37	(D)	(D)	(D)	CC
7539 pt.	Radiator repair .....	7	(D)	(D)	(D)	AA
7539 pt.	Brake, front end, and wheel alignment .....	17	5 179	1 620	389	66
7539 pt.	Automotive electrical and fuel system services .....	9	1 897	634	157	32
7539 pt.	Other automotive repair shops, n.e.c. ....	4	(D)	(D)	(D)	BB
754	Automotive services, except repair .....	110	(D)	(D)	(D)	EE
7542	Carwashes .....	54	12 299	4 926	1 103	294
7549	Automotive services, except repair and carwashes .....	56	(D)	(D)	(D)	CC
<b>76</b>	<b>Miscellaneous repair services .....</b>	<b>313</b>	<b>141 793</b>	<b>48 962</b>	<b>11 756</b>	<b>1 880</b>
762	Electrical repair shops .....	119	72 474	25 877	6 517	998
7622	Radio and television repair shops .....	42	24 585	11 121	2 998	407
7623, 9	Other electrical and electronic repair shops .....	77	47 889	14 756	3 519	591
7623	Refrigeration and air-conditioning service and repair shops .....	13	1 950	563	120	24
7629	Electrical and electronic repair shops, n.e.c. ....	64	45 939	14 193	3 399	567
763	Watch, clock, and jewelry repair .....	5	(D)	(D)	(D)	CC
764	Reupholstery and furniture repair .....	23	2 877	896	178	48
769	Miscellaneous repair and related services .....	166	(D)	(D)	(D)	FF
7692	Welding repair .....	9	1 011	367	86	22
7694	Armature rewinding shops .....	6	6 369	2 760	690	80
7699	Repair shops and related services, n.e.c. ....	151	(D)	(D)	(D)	FF
<b>78, 79, 84</b>	<b>Amusement and recreation services, including motion pictures and museums .....</b>	<b>512</b>	<b>384 672</b>	<b>146 595</b>	<b>32 116</b>	<b>4 350</b>
781, 2	Motion picture production, distribution, and services .....	74	90 354	13 369	3 161	386
783	Motion picture theaters .....	18	23 619	3 006	677	337
7832	Motion picture theaters, except drive-in .....	18	23 619	3 006	677	337
7833	Drive-in motion picture theaters .....	—	—	—	—	—
784	Video tape rental .....	62	21 295	4 425	1 097	393
792	Theatrical producers (except motion picture), bands, orchestras, and entertainers .....	87	59 690	17 275	3 149	281
7922	Theatrical producers (except motion picture) and miscellaneous theatrical services .....	42	37 620	9 370	1 857	156
7929	Bands, orchestras, actors, and other entertainers and entertainment groups .....	45	22 070	7 905	1 292	125
793	Bowling centers .....	20	13 380	3 999	995	356
79 ex. 792, 3, 84	Commercial sports and other amusement and recreation services, including museums .....	251	176 334	104 521	23 037	2 597
794	Commercial sports .....	24	(D)	(D)	(D)	EE
7941	Professional sports clubs, managers, promoters .....	10	(D)	(D)	(D)	EE
7948	Racing, including track operation .....	14	(D)	(D)	(D)	BB
79 ex. 792, 3, 4, 84	Other amusement and recreation services, including museums .....	227	(D)	(D)	(D)	GG
791	Dance studios, schools, and halls .....	37	4 912	1 787	474	139
7991	Physical fitness facilities .....	56	31 169	9 581	2 443	1 149
7992	Public golf courses .....	3	(D)	(D)	(D)	AA
7993	Coin-operated amusement devices .....	10	5 456	932	154	33
7996	Amusement parks .....	1	(D)	(D)	(D)	BB
7997	Membership sports and recreation clubs .....	28	23 989	7 563	1 504	403
7999, 84	Amusement and recreation services, including museums, n.e.c. ....	92	25 589	7 070	1 549	419
7999 pt.	Concession operators of amusement devices and rides .....	5	658	239	19	6
7999 pt.	Carnivals, circuses, and fairs .....	2	(D)	(D)	(D)	AA
7999 pt., 84	Other recreation and amusements, including museums .....	85	(D)	(D)	(D)	EE

**Table 6. Summary Statistics for Firms Subject to Federal Income Tax for Counties With 350 Establishments or More: 1992 — Con.**

[Includes only establishments with payroll. For meaning of abbreviations and symbols, see introductory text. For explanation of terms and comparability of 1987 and 1992 censuses, see appendix A. For information on geographic areas followed by ▲, see appendix F]

SIC code	Geographic area and kind of business or operation	Establishments (number)	Receipts (\$1,000)	Annual payroll (\$1,000)	First-quarter payroll (\$1,000)	Paid employees for pay period including March 12 (number)
<b>BERGEN COUNTY—Con.</b>						
<b>80</b>	<b>Health services -----</b>	<b>2 428</b>	<b>1 757 409</b>	<b>725 564</b>	<b>153 082</b>	<b>18 621</b>
801	Offices and clinics of doctors of medicine -----	1 139	756 595	366 998	71 085	5 817
8011 pt.	Offices of doctors of medicine -----	1 130	729 471	358 183	69 047	5 612
8011 pt.	General medical clinics -----	9	27 124	8 815	2 038	205
802	Offices and clinics of dentists -----	655	211 658	73 213	16 858	2 854
803	Offices and clinics of doctors of osteopathy -----	33	15 199	4 891	1 103	168
804	Offices and clinics of other health practitioners -----	413	108 702	29 520	6 416	1 429
8041	Offices and clinics of chiropractors -----	194	43 617	10 718	2 146	508
8042	Offices and clinics of optometrists -----	52	18 464	4 322	1 009	234
8043	Offices and clinics of podiatrists -----	65	17 481	3 563	784	181
8049	Offices and clinics of health practitioners, n.e.c. -----	102	29 140	10 917	2 477	506
805	Nursing and personal care facilities -----	27	125 914	62 151	14 281	3 205
8051	Skilled nursing care facilities -----	23	(D)	(D)	(D)	HH
8052	Intermediate care facilities -----	2	(D)	(D)	(D)	BB
8059	Nursing and personal care facilities, n.e.c. -----	2	(D)	(D)	(D)	CC
806	Hospitals -----	—	—	—	—	—
8062	General medical and surgical hospitals -----	—	—	—	—	—
8063, 9	Specialty hospitals -----	—	—	—	—	—
807, 8, 9	Other health services -----	161	539 341	188 791	43 339	5 148
807	Medical and dental laboratories -----	88	437 924	131 253	32 282	3 022
8071	Medical laboratories -----	55	424 739	125 677	31 026	2 836
8072	Dental laboratories -----	33	13 185	5 576	1 256	186
808	Home health care services -----	25	22 443	13 222	3 010	828
809	Miscellaneous health and allied services, n.e.c. -----	48	78 974	44 316	8 047	1 298
8092	Kidney dialysis centers -----	1	(D)	(D)	(D)	AA
8093	Specialty outpatient facilities, n.e.c. -----	32	39 416	15 370	3 595	693
8099	Health and allied services, n.e.c. -----	15	(D)	(D)	(D)	FF
<b>81</b>	<b>Legal services -----</b>	<b>813</b>	<b>358 264</b>	<b>130 538</b>	<b>29 408</b>	<b>3 451</b>
<b>823, 4, 9</b>	<b>Selected educational services -----</b>	<b>86</b>	<b>42 222</b>	<b>14 080</b>	<b>3 373</b>	<b>764</b>
823	Libraries -----	—	—	—	—	—
824	Vocational schools -----	26	22 906	6 905	1 634	272
829	Schools and educational services, n.e.c. -----	60	19 316	7 175	1 739	492
<b>83</b>	<b>Social services -----</b>	<b>145</b>	<b>45 816</b>	<b>18 889</b>	<b>3 770</b>	<b>1 367</b>
835	Child day care services -----	100	22 872	12 237	2 446	985
832, 3, 6, 9	Other social services -----	45	22 944	6 652	1 324	382
<b>87 ex. 8733</b>	<b>Engineering, accounting, research, management, and related services (except noncommercial research organizations) -----</b>	<b>1 532</b>	<b>1 642 251</b>	<b>653 838</b>	<b>149 033</b>	<b>15 325</b>
871	Engineering, architectural, and surveying services -----	348	592 604	264 531	61 697	5 585
8711	Engineering services -----	226	537 653	241 050	56 261	5 006
8712	Architectural services -----	93	45 969	19 094	4 551	466
8713	Surveying services -----	29	8 982	4 387	885	113
872	Accounting, auditing, and bookkeeping services -----	436	198 691	78 202	17 468	2 135
873 ex. 8733	Research, development, and testing services (except noncommercial research organizations) -----	126	209 104	68 000	15 638	1 824
8731	Commercial physical and biological research -----	30	74 186	23 602	5 598	463
8732	Commercial economic, sociological, and educational research -----	76	(D)	(D)	(D)	GG
8734	Testing laboratories -----	20	(D)	(D)	(D)	EE
874	Management and public relations services -----	622	641 852	243 105	54 230	5 781
8741	Management services -----	155	199 544	82 798	19 547	1 714
8742	Management consulting services -----	329	291 520	107 617	23 259	2 331
8743	Public relations services -----	36	(D)	(D)	(D)	EE
8744	Facilities support management services -----	2	(D)	(D)	(D)	FF
8748	Business consulting services, n.e.c. -----	100	58 956	23 082	4 362	629
<b>89</b>	<b>Services, n.e.c. -----</b>	<b>98</b>	<b>40 669</b>	<b>16 655</b>	<b>3 552</b>	<b>337</b>
<b>BURLINGTON COUNTY</b>						
	<b>Total -----</b>	<b>2 803</b>	<b>2 694 350</b>	<b>922 090</b>	<b>225 983</b>	<b>33 069</b>
<b>70 ex. 704</b>	<b>Hotels, rooming houses, camps, and other lodging places (except membership lodging) -----</b>	<b>60</b>	<b>43 531</b>	<b>12 661</b>	<b>2 600</b>	<b>924</b>
7011	Hotels and motels -----	53	42 180	12 335	2 541	888
7011 pt.	Hotels -----	11	23 510	7 078	1 546	508
7011 pt.	Hotels, 25 guestrooms or more -----	9	(D)	(D)	(D)	FF
7011 pt.	Hotels, less than 25 guestrooms -----	2	(D)	(D)	(D)	AA
7011 pt.	Motels, motor hotels, and tourist courts -----	42	18 670	5 257	995	380
7011 pt.	Motels, tourist courts -----	37	15 403	4 214	743	284
7011 pt.	Motor hotels -----	5	3 267	1 043	252	96
702, 3	Other lodging places -----	7	1 351	326	59	36
702	Rooming and boarding houses -----	1	(D)	(D)	(D)	AA
703	Camps and recreational vehicle parks -----	6	(D)	(D)	(D)	BB

**Table 6. Summary Statistics for Firms Subject to Federal Income Tax for Counties With 350 Establishments or More: 1992 — Con.**

[Includes only establishments with payroll. For meaning of abbreviations and symbols, see introductory text. For explanation of terms and comparability of 1987 and 1992 censuses, see appendix A. For information on geographic areas followed by ▲, see appendix F]

SIC code	Geographic area and kind of business or operation	Establishments (number)	Receipts (\$1,000)	Annual payroll (\$1,000)	First-quarter payroll (\$1,000)	Paid employees for pay period including March 12 (number)
<b>BURLINGTON COUNTY — Con.</b>						
<b>72</b>	<b>Personal services</b> .....	<b>305</b>	<b>50 817</b>	<b>18 084</b>	<b>4 297</b>	<b>1 676</b>
721	Laundry, cleaning, and garment services .....	73	11 602	3 373	803	314
7211	Power laundries, family and commercial* .....	2	(D)	(D)	(D)	BB
7213	Linen supply* .....	4	748	121	24	8
7215	Coin-operated laundries and drycleaning .....	16	2 352	495	117	72
7216	Drycleaning plants, except rug cleaning* .....	30	5 008	1 523	373	129
7217	Carpet and upholstery cleaning .....	9	1 181	258	62	42
7218	Industrial launderers* .....	—	—	—	—	—
7212, 9	Other laundry, cleaning, and garment services* .....	12	(D)	(D)	(D)	BB
7212	Garment pressing, and agents for laundries and drycleaners .....	7	(D)	(D)	(D)	AA
7219	Laundry and garment services, n.e.c.* .....	5	(D)	(D)	(D)	AA
722	Photographic studios, portrait .....	15	4 800	1 373	329	122
723, 4	Beauty and barber shops .....	182	21 222	9 097	2 023	864
723	Beauty shops .....	170	20 021	8 432	1 869	828
724	Barber shops .....	12	1 201	665	154	36
725	Shoe repair shops and shoeshine parlors .....	2	(D)	(D)	(D)	AA
726	Funeral service and crematories .....	15	6 807	1 896	454	57
729	Miscellaneous personal services .....	18	(D)	(D)	(D)	EE
7291	Tax return preparation services .....	4	(D)	(D)	(D)	CC
7299	Miscellaneous personal services, n.e.c. ....	14	(D)	(D)	(D)	BB
<b>73</b>	<b>Business services</b> .....	<b>598</b>	<b>1 022 825</b>	<b>382 813</b>	<b>101 849</b>	<b>14 120</b>
731	Advertising .....	25	32 735	9 847	2 430	804
7311	Advertising agencies .....	21	(D)	(D)	(D)	BB
7312	Outdoor advertising services .....	—	—	—	—	—
7313	Radio, television, publishers' advertising representatives .....	2	(D)	(D)	(D)	CC
7319	Advertising, n.e.c. ....	2	(D)	(D)	(D)	FF
732	Consumer credit reporting agencies, mercantile reporting agencies, and adjustment and collection agencies .....	10	(D)	(D)	(D)	CC
7322	Adjustment and collection services .....	9	(D)	(D)	(D)	CC
7323	Credit reporting services .....	1	(D)	(D)	(D)	AA
733	Mailing, reproduction, commercial art and photography, and stenographic services .....	45	34 111	9 966	2 200	508
7331	Direct mail advertising services .....	6	18 619	4 739	1 050	241
7334	Photocopying and duplicating services .....	5	(D)	(D)	(D)	BB
7335, 6	Commercial photography, art, and graphics .....	23	6 057	1 203	256	52
7335	Commercial photography .....	9	(D)	(D)	(D)	BB
7336	Commercial art and graphic design .....	14	(D)	(D)	(D)	BB
7338	Secretarial and court reporting services .....	11	(D)	(D)	(D)	CC
734	Services to dwellings and other buildings .....	129	36 199	19 014	4 203	1 841
7342	Disinfecting and pest control services .....	18	4 170	1 531	382	72
7349	Building cleaning and maintenance services, n.e.c. ....	111	32 029	17 483	3 821	1 769
735	Miscellaneous equipment rental and leasing .....	37	90 518	30 940	7 441	792
7352	Medical equipment rental and leasing .....	6	(D)	(D)	(D)	EE
7353	Heavy construction equipment rental and leasing .....	8	15 525	3 593	658	98
7359	Equipment rental and leasing, n.e.c. ....	23	(D)	(D)	(D)	CC
736	Personnel supply services .....	59	87 836	62 273	23 841	2 212
7361	Employment agencies .....	25	7 981	5 007	904	246
7363	Help supply services .....	34	79 855	57 266	22 937	1 966
7363 pt.	Temporary help supply .....	27	(D)	(D)	(D)	GG
7363 pt.	Help supply, except temporary .....	7	(D)	(D)	(D)	EE
737	Computer programming, data processing, and other computer related services .....	172	642 623	214 282	52 604	5 793
7371, 2, 3	Computer programming, prepackaged software, and integrated systems .....	98	231 660	89 584	21 410	2 079
7371	Computer programming services .....	66	133 061	65 883	14 950	1 542
7372	Prepackaged software .....	18	33 951	10 003	2 315	183
7373	Computer integrated systems .....	14	64 648	13 698	4 145	354
7374, 5, 6	Data processing services .....	27	348 229	98 572	24 876	3 002
7374, 5	Computer processing, information retrieval .....	24	(D)	(D)	(D)	GG
7376	Computer facilities management services .....	3	(D)	(D)	(D)	FF
7377, 8, 9	Computer rental and leasing, maintenance, and related services, n.e.c. ....	47	62 734	26 126	6 318	712
7377	Computer rental and leasing .....	5	5 910	1 757	429	57
7378	Computer maintenance and repair .....	17	12 297	3 634	945	110
7379	Computer related services, n.e.c. ....	25	44 527	20 735	4 944	545
738	Miscellaneous business services .....	121	(D)	(D)	(D)	GG
7381, 2	Detective agencies and protective services .....	22	23 117	12 130	2 947	897
7381	Detective, guard, and armored car services .....	13	(D)	(D)	(D)	FF
7382	Security systems services .....	9	(D)	(D)	(D)	CC
7383	News syndicates .....	—	—	—	—	—
7384	Photofinishing laboratories* .....	12	1 873	441	112	37
7389	Business services, n.e.c. ....	87	(D)	(D)	(D)	GG
7389 pt.	Sign painting shops .....	2	(D)	(D)	(D)	AA
7389 pt.	Interior designing .....	5	2 886	598	124	16
7389 pt.	Telephone answering services .....	9	(D)	(D)	(D)	CC
7389 pt.	Other business services .....	71	56 128	17 730	4 618	884

**Table 6. Summary Statistics for Firms Subject to Federal Income Tax for Counties With 350 Establishments or More: 1992 — Con.**

[Includes only establishments with payroll. For meaning of abbreviations and symbols, see introductory text. For explanation of terms and comparability of 1987 and 1992 censuses, see appendix A. For information on geographic areas followed by ▲, see appendix F]

SIC code	Geographic area and kind of business or operation	Establishments (number)	Receipts (\$1,000)	Annual payroll (\$1,000)	First-quarter payroll (\$1,000)	Paid employees for pay period including March 12 (number)
<b>BURLINGTON COUNTY — Con.</b>						
<b>75</b>	<b>Automotive repair, services, and parking</b> .....	<b>262</b>	<b>422 513</b>	<b>49 570</b>	<b>13 426</b>	<b>1 941</b>
751	Automotive rental and leasing, without drivers .....	21	(D)	(D)	(D)	FF
7513	Truck rental and leasing, without drivers .....	10	(D)	(D)	(D)	EE
7514, 5	Passenger car rental and leasing .....	10	(D)	(D)	(D)	EE
7514	Passenger car rental .....	7	(D)	(D)	(D)	BB
7515	Passenger car leasing .....	3	(D)	(D)	(D)	EE
7519	Utility trailer and recreational vehicle rental .....	1	(D)	(D)	(D)	AA
752	Automobile parking .....	1	(D)	(D)	(D)	AA
753	Automotive repair shops .....	204	67 625	18 789	4 556	822
7532	Top, body, and upholstery repair shops and paint shops .....	58	22 472	6 510	1 625	294
7532 pt.	Top and body repair shops .....	55	(D)	(D)	(D)	EE
7532 pt.	Paint shops .....	3	(D)	(D)	(D)	AA
7538	General automotive repair shops .....	107	32 009	8 483	2 048	365
7538 pt.	General automotive repair shops, except diesel .....	90	26 213	6 621	1 599	291
7538 pt.	Diesel repair shops .....	17	5 796	1 862	449	74
7533, 4, 6, 7, 9	Other automotive repair shops .....	39	13 144	3 796	883	163
7533	Automotive exhaust system repair shops .....	6	2 601	720	155	28
7534	Tire retreading and repair shops .....	6	3 338	1 075	257	34
7536	Automotive glass replacement shops .....	4	(D)	(D)	(D)	AA
7537	Automotive transmission repair shops .....	11	2 364	709	154	35
7539	Automotive repair shops, n.e.c. ....	12	(D)	(D)	(D)	BB
7539 pt.	Radiator repair .....	4	1 216	331	79	19
7539 pt.	Brake, front end, and wheel alignment .....	3	(D)	(D)	(D)	AA
7539 pt.	Automotive electrical and fuel system services .....	4	1 704	501	110	21
7539 pt.	Other automotive repair shops, n.e.c. ....	1	(D)	(D)	(D)	AA
754	Automotive services, except repair .....	36	(D)	(D)	(D)	CC
7542	Carwashes .....	18	(D)	(D)	(D)	BB
7549	Automotive services, except repair and carwashes .....	18	(D)	(D)	(D)	CC
<b>76</b>	<b>Miscellaneous repair services</b> .....	<b>101</b>	<b>62 552</b>	<b>18 734</b>	<b>4 439</b>	<b>679</b>
762	Electrical repair shops .....	19	14 309	4 737	1 180	194
7622	Radio and television repair shops .....	7	7 278	3 030	759	126
7623, 9	Other electrical and electronic repair shops .....	12	7 031	1 707	421	68
7623	Refrigeration and air-conditioning service and repair shops .....	4	1 697	432	107	23
7629	Electrical and electronic repair shops, n.e.c. ....	8	5 334	1 275	314	45
763	Watch, clock, and jewelry repair .....	2	(D)	(D)	(D)	AA
764	Reupholstery and furniture repair .....	11	2 025	484	110	31
769	Miscellaneous repair and related services .....	69	(D)	(D)	(D)	EE
7692	Welding repair .....	5	(D)	(D)	(D)	AA
7694	Armature rewinding shops .....	2	(D)	(D)	(D)	BB
7699	Repair shops and related services, n.e.c. ....	62	44 221	12 857	2 988	410
<b>78, 79, 84</b>	<b>Amusement and recreation services, including motion pictures and museums</b> .....	<b>165</b>	<b>78 376</b>	<b>23 470</b>	<b>5 079</b>	<b>1 530</b>
781, 2	Motion picture production, distribution, and services .....	14	18 239	9 652	2 109	222
783	Motion picture theaters .....	7	(D)	(D)	(D)	CC
7832	Motion picture theaters, except drive-in .....	7	(D)	(D)	(D)	CC
7833	Drive-in motion picture theaters .....	—	—	—	—	—
784	Video tape rental .....	31	10 122	2 009	450	232
792	Theatrical producers (except motion picture), bands, orchestras, and entertainers .....	7	(D)	(D)	(D)	AA
7922	Theatrical producers (except motion picture) and miscellaneous theatrical services .....	3	(D)	(D)	(D)	AA
7929	Bands, orchestras, actors, and other entertainers and entertainment groups .....	4	(D)	(D)	(D)	AA
793	Bowling centers .....	7	(D)	(D)	(D)	CC
79 ex. 792, 3, 4; 84	Commercial sports and other amusement and recreation services, including museums .....	99	37 073	9 742	2 014	834
794	Commercial sports .....	14	4 661	1 566	376	71
7941	Professional sports clubs, managers, promoters .....	1	(D)	(D)	(D)	AA
7948	Racing, including track operation .....	13	(D)	(D)	(D)	BB
79 ex. 792, 3, 4; 84	Other amusement and recreation services, including museums .....	85	32 412	8 176	1 638	763
791	Dance studios, schools, and halls .....	12	1 873	480	135	79
7991	Physical fitness facilities .....	16	4 972	1 510	384	217
7992	Public golf courses .....	2	(D)	(D)	(D)	BB
7993	Coin-operated amusement devices .....	8	2 354	458	79	28
7996	Amusement parks .....	1	(D)	(D)	(D)	AA
7997	Membership sports and recreation clubs .....	17	11 504	3 264	569	237
7999, 84	Amusement and recreation services, including museums, n.e.c. ....	29	(D)	(D)	(D)	CC
7999 pt.	Concession operators of amusement devices and rides .....	1	(D)	(D)	(D)	AA
7999 pt.	Carnivals, circuses, and fairs .....	—	—	—	—	—
7999 pt., 84	Other recreation and amusements, including museums .....	28	8 088	1 784	327	161

**Table 6. Summary Statistics for Firms Subject to Federal Income Tax for Counties With 350 Establishments or More: 1992 — Con.**

[Includes only establishments with payroll. For meaning of abbreviations and symbols, see introductory text. For explanation of terms and comparability of 1987 and 1992 censuses, see appendix A. For information on geographic areas followed by ▲, see appendix F]

SIC code	Geographic area and kind of business or operation	Establishments (number)	Receipts (\$1,000)	Annual payroll (\$1,000)	First-quarter payroll (\$1,000)	Paid employees for pay period including March 12 (number)
<b>BURLINGTON COUNTY — Con.</b>						
<b>80</b>	<b>Health services</b> -----	<b>611</b>	<b>468 734</b>	<b>200 547</b>	<b>44 419</b>	<b>5 749</b>
801	Offices and clinics of doctors of medicine -----	247	238 687	121 725	25 588	2 282
8011 pt.	Offices of doctors of medicine -----	240	201 278	107 083	22 674	1 963
8011 pt.	General medical clinics -----	7	37 409	14 642	2 914	319
802	Offices and clinics of dentists -----	142	53 267	20 730	4 565	806
803	Offices and clinics of doctors of osteopathy -----	39	18 571	9 664	2 429	340
804	Offices and clinics of other health practitioners -----	129	27 085	8 366	1 873	428
8041	Offices and clinics of chiropractors -----	56	11 655	3 764	876	191
8042	Offices and clinics of optometrists -----	31	6 831	1 412	273	82
8043	Offices and clinics of podiatrists -----	17	3 049	677	161	57
8049	Offices and clinics of health practitioners, n.e.c. -----	25	5 550	2 513	563	98
805	Nursing and personal care facilities -----	8	44 507	14 053	3 326	778
8051	Skilled nursing care facilities -----	8	44 507	14 053	3 326	778
8052	Intermediate care facilities -----	—	—	—	—	—
8059	Nursing and personal care facilities, n.e.c. -----	—	—	—	—	—
806	Hospitals -----	1	(D)	(D)	(D)	EE
8062	General medical and surgical hospitals -----	—	—	—	—	—
8063, 9	Specialty hospitals -----	1	(D)	(D)	(D)	EE
807, 8, 9	Other health services -----	45	(D)	(D)	(D)	FF
807	Medical and dental laboratories -----	14	19 206	3 581	837	195
8071	Medical laboratories -----	12	(D)	(D)	(D)	CC
8072	Dental laboratories -----	2	(D)	(D)	(D)	AA
808	Home health care services -----	15	28 037	7 193	1 686	257
809	Miscellaneous health and allied services, n.e.c. -----	16	(D)	(D)	(D)	EE
8092	Kidney dialysis centers -----	—	—	—	—	—
8093	Specialty outpatient facilities, n.e.c. -----	12	(D)	(D)	(D)	EE
8099	Health and allied services, n.e.c. -----	4	(D)	(D)	(D)	BB
<b>81</b>	<b>Legal services</b> -----	<b>195</b>	<b>92 567</b>	<b>40 423</b>	<b>8 871</b>	<b>1 113</b>
<b>823, 4, 9</b>	<b>Selected educational services</b> -----	<b>23</b>	<b>8 663</b>	<b>3 146</b>	<b>946</b>	<b>418</b>
823	Libraries -----	—	—	—	—	—
824	Vocational schools -----	7	(D)	(D)	(D)	EE
829	Schools and educational services, n.e.c. -----	16	(D)	(D)	(D)	CC
<b>83</b>	<b>Social services</b> -----	<b>72</b>	<b>16 320</b>	<b>6 674</b>	<b>1 549</b>	<b>644</b>
835	Child day care services -----	54	11 191	4 993	1 185	572
832, 3, 6, 9	Other social services -----	18	5 129	1 681	364	72
<b>87 ex. 8733</b>	<b>Engineering, accounting, research, management, and related services (except noncommercial research organizations)</b> -----	<b>380</b>	<b>402 676</b>	<b>161 281</b>	<b>37 727</b>	<b>4 103</b>
871	Engineering, architectural, and surveying services -----	129	246 478	95 100	23 816	2 230
8711	Engineering services -----	96	234 210	88 831	22 509	2 057
8712	Architectural services -----	21	6 730	3 245	669	94
8713	Surveying services -----	12	5 538	3 024	638	79
872	Accounting, auditing, and bookkeeping services -----	99	31 329	13 800	3 078	433
873 ex. 8733	Research, development, and testing services (except noncommercial research organizations) -----	23	28 897	12 570	2 796	491
8731	Commercial physical and biological research -----	3	(D)	(D)	(D)	BB
8732	Commercial economic, sociological, and educational research -----	6	(D)	(D)	(D)	CC
8734	Testing laboratories -----	14	19 387	8 135	1 840	237
874	Management and public relations services -----	129	95 972	39 811	8 037	949
8741	Management services -----	30	39 683	14 185	2 759	291
8742	Management consulting services -----	65	44 597	21 190	4 278	510
8743	Public relations services -----	10	(D)	(D)	(D)	BB
8744	Facilities support management services -----	2	(D)	(D)	(D)	BB
8748	Business consulting services, n.e.c. -----	22	7 712	2 863	680	97
<b>89</b>	<b>Services, n.e.c.</b> -----	<b>31</b>	<b>24 776</b>	<b>4 687</b>	<b>781</b>	<b>172</b>
<b>CAMDEN COUNTY</b>						
	<b>Total</b> -----	<b>3 983</b>	<b>2 477 686</b>	<b>989 873</b>	<b>214 061</b>	<b>37 770</b>
<b>70 ex. 704</b>	<b>Hotels, rooming houses, camps, and other lodging places (except membership lodging)</b> -----	<b>47</b>	<b>42 249</b>	<b>12 816</b>	<b>3 300</b>	<b>1 353</b>
7011	Hotels and motels -----	40	41 377	12 715	3 288	1 343
7011 pt.	Hotels -----	13	32 030	10 405	2 739	1 131
7011 pt.	Hotels, 25 guestrooms or more -----	13	32 030	10 405	2 739	1 131
7011 pt.	Hotels, less than 25 guestrooms -----	—	—	—	—	—
7011 pt.	Motels, motor hotels, and tourist courts -----	27	9 347	2 310	549	212
7011 pt.	Motels, tourist courts -----	19	(D)	(D)	(D)	BB
7011 pt.	Motor hotels -----	8	(D)	(D)	(D)	CC
702, 3	Other lodging places -----	7	872	101	12	10
702	Rooming and boarding houses -----	5	(D)	(D)	(D)	AA
703	Camps and recreational vehicle parks -----	2	(D)	(D)	(D)	AA

**Table 6. Summary Statistics for Firms Subject to Federal Income Tax for Counties With 350 Establishments or More: 1992 — Con.**

[Includes only establishments with payroll. For meaning of abbreviations and symbols, see introductory text. For explanation of terms and comparability of 1987 and 1992 censuses, see appendix A. For information on geographic areas followed by ▲, see appendix F]

SIC code	Geographic area and kind of business or operation	Establishments (number)	Receipts (\$1,000)	Annual payroll (\$1,000)	First-quarter payroll (\$1,000)	Paid employees for pay period including March 12 (number)
<b>CAMDEN COUNTY—Con.</b>						
<b>72</b>	<b>Personal services</b> .....	<b>436</b>	<b>117 488</b>	<b>38 062</b>	<b>9 039</b>	<b>2 941</b>
721	Laundry, cleaning, and garment services .....	126	45 591	15 314	3 783	1 014
7211	Power laundries, family and commercial* .....	2	(D)	(D)	(D)	BB
7213	Linen supply* .....	3	(D)	(D)	(D)	AA
7215	Coin-operated laundries and drycleaning .....	15	2 365	654	243	100
7216	Drycleaning plants, except rug cleaning* .....	58	12 399	3 935	1 020	334
7217	Carpet and upholstery cleaning .....	25	4 386	1 550	340	120
7218	Industrial launderers* .....	5	18 879	6 977	1 677	330
7212, 9	Other laundry, cleaning, and garment services* .....	18	(D)	(D)	(D)	BB
7212	Garment pressing, and agents for laundries and drycleaners .....	6	708	116	26	13
7219	Laundry and garment services, n.e.c.* .....	12	(D)	(D)	(D)	BB
722	Photographic studios, portrait .....	25	17 902	4 497	739	181
723, 4	Beauty and barber shops .....	221	26 020	10 828	2 605	1 075
723	Beauty shops .....	203	24 725	10 460	2 521	1 026
724	Barber shops .....	18	1 295	368	84	49
725	Shoe repair shops and shoeshine parlors .....	4	304	47	14	4
726	Funeral service and crematories .....	28	12 467	3 121	729	116
729	Miscellaneous personal services .....	32	15 204	4 255	1 169	551
7291	Tax return preparation services .....	8	2 158	952	400	321
7299	Miscellaneous personal services, n.e.c. ....	24	13 046	3 303	769	230
<b>73</b>	<b>Business services</b> .....	<b>714</b>	<b>593 410</b>	<b>227 888</b>	<b>49 582</b>	<b>10 420</b>
731	Advertising .....	39	22 979	8 783	1 836	265
7311	Advertising agencies .....	30	(D)	(D)	(D)	CC
7312	Outdoor advertising services .....	3	(D)	(D)	(D)	AA
7313	Radio, television, publishers' advertising representatives .....	1	(D)	(D)	(D)	AA
7319	Advertising, n.e.c. ....	5	(D)	(D)	(D)	CC
732	Consumer credit reporting agencies, mercantile reporting agencies, and adjustment and collection agencies .....	32	51 798	17 587	4 185	871
7322	Adjustment and collection services .....	22	17 886	6 267	1 515	371
7323	Credit reporting services .....	10	33 912	11 320	2 670	500
733	Mailing, reproduction, commercial art and photography, and stenographic services .....	69	38 747	10 759	2 272	571
7331	Direct mail advertising services .....	11	12 973	3 859	771	240
7334	Photocopying and duplicating services .....	9	8 539	2 306	522	111
7335, 6	Commercial photography, art, and graphics .....	29	6 388	2 265	508	109
7335	Commercial photography .....	9	1 866	649	146	37
7336	Commercial art and graphic design .....	20	4 522	1 616	362	72
7338	Secretarial and court reporting services .....	20	10 847	2 329	471	111
734	Services to dwellings and other buildings .....	141	38 180	17 578	3 808	1 196
7342	Disinfecting and pest control services .....	24	7 140	2 779	589	128
7349	Building cleaning and maintenance services, n.e.c. ....	117	31 040	14 799	3 219	1 068
735	Miscellaneous equipment rental and leasing .....	59	117 593	36 847	8 070	1 148
7352	Medical equipment rental and leasing .....	13	80 803	27 920	5 964	799
7353	Heavy construction equipment rental and leasing .....	6	(D)	(D)	(D)	BB
7359	Equipment rental and leasing, n.e.c. ....	40	(D)	(D)	(D)	EE
736	Personnel supply services .....	68	61 894	44 199	9 149	2 758
7361	Employment agencies .....	24	6 313	2 043	447	101
7363	Help supply services .....	44	55 581	42 156	8 702	2 657
7363 pt.	Temporary help supply .....	40	(D)	(D)	(D)	GG
7363 pt.	Help supply, except temporary .....	4	(D)	(D)	(D)	CC
737	Computer programming, data processing, and other computer related services .....	144	126 772	50 528	11 031	1 405
7371, 2, 3	Computer programming, prepackaged software, and integrated systems .....	84	34 439	15 996	3 544	379
7371	Computer programming services .....	53	(D)	(D)	(D)	CC
7372	Prepackaged software .....	15	(D)	(D)	(D)	BB
7373	Computer integrated systems .....	16	(D)	(D)	(D)	CC
7374, 5, 6	Data processing services .....	25	(D)	(D)	(D)	FF
7374, 5	Computer processing, information retrieval .....	25	(D)	(D)	(D)	FF
7376	Computer facilities management services .....	-	-	-	-	-
7377, 8, 9	Computer rental and leasing, maintenance, and related services, n.e.c. ....	35	(D)	(D)	(D)	EE
7377	Computer rental and leasing .....	1	(D)	(D)	(D)	AA
7378	Computer maintenance and repair .....	14	22 662	6 524	1 532	160
7379	Computer related services, n.e.c. ....	20	(D)	(D)	(D)	CC
738	Miscellaneous business services .....	162	135 447	41 607	9 231	2 206
7381, 2	Detective agencies and protective services .....	30	50 124	10 607	2 521	490
7381	Detective, guard, and armored car services .....	21	(D)	(D)	(D)	EE
7382	Security systems services .....	9	(D)	(D)	(D)	CC
7383	News syndicates .....	-	-	-	-	-
7384	Photofinishing laboratories* .....	18	4 286	1 242	278	71
7389	Business services, n.e.c. ....	114	81 037	29 758	6 432	1 645
7389 pt.	Sign painting shops .....	6	(D)	(D)	(D)	AA
7389 pt.	Interior designing .....	14	4 180	1 000	234	42
7389 pt.	Telephone answering services .....	9	(D)	(D)	(D)	CC
7389 pt.	Other business services .....	85	72 652	27 172	5 798	1 470

**Table 6. Summary Statistics for Firms Subject to Federal Income Tax for Counties With 350 Establishments or More: 1992 — Con.**

[Includes only establishments with payroll. For meaning of abbreviations and symbols, see introductory text. For explanation of terms and comparability of 1987 and 1992 censuses, see appendix A. For information on geographic areas followed by ▲, see appendix F]

SIC code	Geographic area and kind of business or operation	Establishments (number)	Receipts (\$1,000)	Annual payroll (\$1,000)	First-quarter payroll (\$1,000)	Paid employees for pay period including March 12 (number)
<b>CAMDEN COUNTY—Con.</b>						
<b>75</b>	<b>Automotive repair, services, and parking -----</b>	<b>331</b>	<b>112 740</b>	<b>29 902</b>	<b>7 399</b>	<b>1 546</b>
751	Automotive rental and leasing, without drivers -----	23	(D)	(D)	(D)	CC
7513	Truck rental and leasing, without drivers -----	10	(D)	(D)	(D)	BB
7514, 5	Passenger car rental and leasing -----	13	(D)	(D)	(D)	BB
7514	Passenger car rental -----	8	(D)	(D)	(D)	BB
7515	Passenger car leasing -----	5	(D)	(D)	(D)	BB
7519	Utility trailer and recreational vehicle rental -----	-	-	-	-	-
752	Automobile parking -----	11	(D)	(D)	(D)	BB
753	Automotive repair shops -----	236	76 557	21 584	5 453	1 012
7532	Top, body, and upholstery repair shops and paint shops -----	64	26 130	7 905	2 129	341
7532 pt.	Top and body repair shops -----	60	25 265	7 645	2 019	331
7532 pt.	Paint shops -----	4	865	260	110	10
7538	General automotive repair shops -----	123	36 051	8 666	2 107	461
7538 pt.	General automotive repair shops, except diesel -----	114	28 763	7 045	1 692	344
7538 pt.	Diesel repair shops -----	9	7 288	1 621	415	117
7533, 4, 6, 7, 9	Other automotive repair shops -----	49	14 376	5 013	1 217	210
7533	Automotive exhaust system repair shops -----	13	5 552	1 642	394	63
7534	Tire retreading and repair shops -----	3	(D)	(D)	(D)	AA
7536	Automotive glass replacement shops -----	8	2 799	918	226	42
7537	Automotive transmission repair shops -----	13	2 524	778	191	47
7539	Automotive repair shops, n.e.c. -----	12	(D)	(D)	(D)	BB
7539 pt.	Radiator repair -----	4	(D)	(D)	(D)	AA
7539 pt.	Brake, front end, and wheel alignment -----	5	984	313	82	19
7539 pt.	Automotive electrical and fuel system services -----	2	(D)	(D)	(D)	AA
7539 pt.	Other automotive repair shops, n.e.c. -----	1	(D)	(D)	(D)	AA
754	Automotive services, except repair -----	61	(D)	(D)	(D)	EE
7542	Carwashes -----	35	(D)	(D)	(D)	CC
7549	Automotive services, except repair and carwashes -----	26	(D)	(D)	(D)	CC
<b>76</b>	<b>Miscellaneous repair services -----</b>	<b>148</b>	<b>58 502</b>	<b>20 277</b>	<b>4 947</b>	<b>791</b>
762	Electrical repair shops -----	42	19 361	8 288	2 037	327
7622	Radio and television repair shops -----	15	2 779	1 018	272	62
7623, 9	Other electrical and electronic repair shops -----	27	16 582	7 270	1 765	265
7623	Refrigeration and air-conditioning service and repair shops -----	10	6 202	1 729	376	53
7629	Electrical and electronic repair shops, n.e.c. -----	17	10 380	5 541	1 389	212
763	Watch, clock, and jewelry repair -----	1	(D)	(D)	(D)	AA
764	Reupholstery and furniture repair -----	12	1 485	304	50	15
769	Miscellaneous repair and related services -----	93	(D)	(D)	(D)	EE
7692	Welding repair -----	6	(D)	(D)	(D)	AA
7694	Armature rewinding shops -----	4	(D)	(D)	(D)	BB
7699	Repair shops and related services, n.e.c. -----	83	32 369	10 041	2 513	386
<b>78, 79, 84</b>	<b>Amusement and recreation services, including motion pictures and museums -----</b>	<b>179</b>	<b>114 807</b>	<b>32 234</b>	<b>7 500</b>	<b>2 391</b>
781, 2	Motion picture production, distribution, and services -----	10	6 420	2 404	594	217
783	Motion picture theaters -----	8	10 837	1 506	352	196
7832	Motion picture theaters, except drive-in -----	8	10 837	1 506	352	196
7833	Drive-in motion picture theaters -----	-	-	-	-	-
784	Video tape rental -----	40	11 365	1 905	405	211
792	Theatrical producers (except motion picture), bands, orchestras, and entertainers -----	15	4 501	745	178	28
7922	Theatrical producers (except motion picture) and miscellaneous theatrical services -----	8	2 731	347	75	20
7929	Bands, orchestras, actors, and other entertainers and entertainment groups -----	7	1 770	398	103	8
793	Bowling centers -----	7	3 909	1 411	444	144
79 ex. 792, 3; 84	Commercial sports and other amusement and recreation services, including museums -----	99	77 775	24 263	5 527	1 595
794	Commercial sports -----	7	(D)	(D)	(D)	FF
7941	Professional sports clubs, managers, promoters -----	-	-	-	-	-
7948	Racing, including track operation -----	7	(D)	(D)	(D)	FF
79 ex. 792, 3, 4; 84	Other amusement and recreation services, including museums -----	92	(D)	(D)	(D)	FF
791	Dance studios, schools, and halls -----	9	1 682	490	116	48
7991	Physical fitness facilities -----	19	9 121	2 371	651	232
7992	Public golf courses -----	4	2 605	923	131	40
7993	Coin-operated amusement devices -----	7	6 387	1 410	245	52
7996	Amusement parks -----	4	(D)	(D)	(D)	BB
7997	Membership sports and recreation clubs -----	11	5 158	1 933	419	122
7999, 84	Amusement and recreation services, including museums, n.e.c. -----	38	(D)	(D)	(D)	EE
7999 pt.	Concession operators of amusement devices and rides -----	3	(D)	(D)	(D)	BB
7999 pt.	Carnivals, circuses, and fairs -----	1	(D)	(D)	(D)	BB
7999 pt., 84	Other recreation and amusements, including museums -----	34	(D)	(D)	(D)	EE



**Table 6. Summary Statistics for Firms Subject to Federal Income Tax for Counties With 350 Establishments or More: 1992 — Con.**

[Includes only establishments with payroll. For meaning of abbreviations and symbols, see introductory text. For explanation of terms and comparability of 1987 and 1992 censuses, see appendix A. For information on geographic areas followed by ▲, see appendix F]

SIC code	Geographic area and kind of business or operation	Establishments (number)	Receipts (\$1,000)	Annual payroll (\$1,000)	First-quarter payroll (\$1,000)	Paid employees for pay period including March 12 (number)
<b>CAMDEN COUNTY—Con.</b>						
<b>80</b>	<b>Health services</b> .....	<b>1 016</b>	<b>674 246</b>	<b>312 517</b>	<b>62 570</b>	<b>8 838</b>
801	Offices and clinics of doctors of medicine .....	395	308 154	156 262	29 162	2 829
8011 pt.	Offices of doctors of medicine .....	385	275 628	143 424	26 373	2 422
8011 pt.	General medical clinics .....	10	32 526	12 838	2 789	407
802	Offices and clinics of dentists .....	204	76 186	30 893	6 850	1 222
803	Offices and clinics of doctors of osteopathy .....	115	70 238	39 013	6 832	839
804	Offices and clinics of other health practitioners .....	186	49 563	16 350	3 379	719
8041	Offices and clinics of chiropractors .....	66	18 284	5 343	1 116	275
8042	Offices and clinics of optometrists .....	34	7 166	1 614	350	103
8043	Offices and clinics of podiatrists .....	35	7 380	1 690	406	96
8049	Offices and clinics of health practitioners, n.e.c. ....	51	16 733	7 703	1 507	245
805	Nursing and personal care facilities .....	14	88 952	37 793	8 905	1 673
8051	Skilled nursing care facilities .....	12	(D)	(D)	(D)	GG
8052	Intermediate care facilities .....	1	(D)	(D)	(D)	AA
8059	Nursing and personal care facilities, n.e.c. ....	1	(D)	(D)	(D)	AA
806	Hospitals .....	—	—	—	—	—
8062	General medical and surgical hospitals .....	—	—	—	—	—
8063, 9	Specialty hospitals .....	—	—	—	—	—
807, 8, 9	Other health services .....	102	81 153	32 206	7 442	1 556
807	Medical and dental laboratories .....	62	45 570	14 901	3 252	618
8071	Medical laboratories .....	38	38 195	11 394	2 400	468
8072	Dental laboratories .....	24	7 375	3 507	852	150
808	Home health care services .....	15	(D)	(D)	(D)	FF
809	Miscellaneous health and allied services, n.e.c. ....	25	(D)	(D)	(D)	CC
8092	Kidney dialysis centers .....	—	—	—	—	—
8093	Specialty outpatient facilities, n.e.c. ....	13	10 024	4 246	940	139
8099	Health and allied services, n.e.c. ....	12	(D)	(D)	(D)	BB
<b>81</b>	<b>Legal services</b> .....	<b>458</b>	<b>271 051</b>	<b>127 748</b>	<b>25 899</b>	<b>3 260</b>
<b>823, 4, 9</b>	<b>Selected educational services</b> .....	<b>30</b>	<b>17 488</b>	<b>6 913</b>	<b>1 378</b>	<b>273</b>
823	Libraries .....	—	—	—	—	—
824	Vocational schools .....	12	12 492	5 611	1 069	206
829	Schools and educational services, n.e.c. ....	18	4 996	1 302	309	67
<b>83</b>	<b>Social services</b> .....	<b>93</b>	<b>48 436</b>	<b>20 317</b>	<b>4 859</b>	<b>1 642</b>
835	Child day care services .....	60	13 779	6 219	1 465	715
832, 3, 6, 9	Other social services .....	33	34 657	14 098	3 394	927
<b>87 ex. 8733</b>	<b>Engineering, accounting, research, management, and related services (except noncommercial research organizations)</b> .....	<b>497</b>	<b>408 019</b>	<b>155 503</b>	<b>36 332</b>	<b>4 141</b>
871	Engineering, architectural, and surveying services .....	147	191 957	74 938	18 017	1 774
8711	Engineering services .....	104	167 247	65 607	15 915	1 470
8712	Architectural services .....	32	21 690	7 766	1 746	227
8713	Surveying services .....	11	3 020	1 565	356	77
872	Accounting, auditing, and bookkeeping services .....	148	45 816	20 118	4 626	730
873 ex. 8733	Research, development, and testing services (except noncommercial research organizations) .....	28	46 337	13 361	2 966	369
8731	Commercial physical and biological research .....	3	(D)	(D)	(D)	BB
8732	Commercial economic, sociological, and educational research .....	12	29 583	7 962	1 630	170
8734	Testing laboratories .....	13	(D)	(D)	(D)	CC
874	Management and public relations services .....	174	123 909	47 086	10 723	1 268
8741	Management services .....	66	69 488	25 243	6 002	751
8742	Management consulting services .....	73	40 516	17 178	3 649	357
8743	Public relations services .....	8	(D)	(D)	(D)	BB
8744	Facilities support management services .....	3	(D)	(D)	(D)	BB
8748	Business consulting services, n.e.c. ....	24	(D)	(D)	(D)	BB
<b>89</b>	<b>Services, n.e.c.</b> .....	<b>34</b>	<b>19 250</b>	<b>5 696</b>	<b>1 256</b>	<b>174</b>
<b>CAPE MAY COUNTY</b>						
	<b>Total</b> .....	<b>1 131</b>	<b>354 661</b>	<b>108 854</b>	<b>18 858</b>	<b>4 947</b>
<b>70 ex. 704</b>	<b>Hotels, rooming houses, camps, and other lodging places (except membership lodging)</b> .....	<b>381</b>	<b>129 982</b>	<b>29 173</b>	<b>3 209</b>	<b>1 522</b>
7011	Hotels and motels .....	342	110 271	25 005	2 754	1 371
7011 pt.	Hotels .....	115	42 388	11 082	1 284	631
7011 pt.	Motels, motor hotels, and tourist courts .....	227	67 883	13 923	1 470	740
702, 3	Other lodging places .....	39	19 711	4 168	455	151

**Table 6. Summary Statistics for Firms Subject to Federal Income Tax for Counties With 350 Establishments or More: 1992 — Con.**

[Includes only establishments with payroll. For meaning of abbreviations and symbols, see introductory text. For explanation of terms and comparability of 1987 and 1992 censuses, see appendix A. For information on geographic areas followed by ▲, see appendix F.]

SIC code	Geographic area and kind of business or operation	Establishments (number)	Receipts (\$1,000)	Annual payroll (\$1,000)	First-quarter payroll (\$1,000)	Paid employees for pay period including March 12 (number)
<b>CAPE MAY COUNTY — Con.</b>						
<b>72</b>	<b>Personal services</b> .....	<b>115</b>	<b>23 178</b>	<b>7 980</b>	<b>1 609</b>	<b>563</b>
721	Laundry, cleaning, and garment services .....	32	13 815	5 037	962	271
7211	Power laundries, family and commercial* .....	1	(D)	(D)	(D)	AA
7213	Linen supply* .....	3	(D)	(D)	(D)	CC
7215	Coin-operated laundries and drycleaning .....	8	903	189	38	28
7216	Drycleaning plants, except rug cleaning* .....	6	1 123	365	75	39
7217	Carpet and upholstery cleaning .....	10	1 098	293	31	19
7218	Industrial laundriers* .....	—	—	—	—	—
7212, 9	Other laundry, cleaning, and garment services* .....	4	(D)	(D)	(D)	AA
722	Photographic studios, portrait .....	2	(D)	(D)	(D)	AA
723, 4	Beauty and barber shops .....	65	5 026	1 830	351	190
723	Beauty shops .....	59	4 769	1 724	331	182
724	Barber shops .....	6	257	106	20	8
725	Shoe repair shops and shoeshine parlors .....	—	—	—	—	—
726	Funeral service and crematories .....	8	2 804	673	168	35
729	Miscellaneous personal services .....	8	(D)	(D)	(D)	BB
<b>73</b>	<b>Business services</b> .....	<b>71</b>	<b>14 028</b>	<b>4 783</b>	<b>1 018</b>	<b>299</b>
731	Advertising .....	5	(D)	(D)	(D)	AA
732	Consumer credit reporting agencies, mercantile reporting agencies, and adjustment and collection agencies .....	1	(D)	(D)	(D)	AA
733	Mailing, reproduction, commercial art and photography, and stenographic services .....	2	(D)	(D)	(D)	AA
734	Services to dwellings and other buildings .....	29	4 106	1 668	364	132
735	Miscellaneous equipment rental and leasing .....	15	2 743	675	120	29
736	Personnel supply services .....	3	(D)	(D)	(D)	BB
737	Computer programming, data processing, and other computer related services .....	3	(D)	(D)	(D)	AA
7371, 2, 3	Computer programming, prepackaged software, and integrated systems .....	1	(D)	(D)	(D)	AA
7374, 5, 6	Data processing services .....	—	—	—	—	—
7377, 8, 9	Computer rental and leasing, maintenance, and related services, n.e.c. ....	2	(D)	(D)	(D)	AA
738	Miscellaneous business services .....	13	(D)	(D)	(D)	BB
<b>75</b>	<b>Automotive repair, services, and parking</b> .....	<b>51</b>	<b>13 446</b>	<b>3 243</b>	<b>689</b>	<b>179</b>
751	Automotive rental and leasing, without drivers .....	2	(D)	(D)	(D)	AA
752	Automobile parking .....	10	(D)	(D)	(D)	AA
753	Automotive repair shops .....	33	11 499	2 676	628	134
7532	Top, body, and upholstery repair shops and paint shops .....	7	2 733	611	149	36
7538	General automotive repair shops .....	22	7 606	1 726	405	85
7533, 4, 6, 7, 9	Other automotive repair shops .....	4	1 160	339	74	13
754	Automotive services, except repair .....	6	(D)	(D)	(D)	AA
<b>76</b>	<b>Miscellaneous repair services</b> .....	<b>35</b>	<b>11 163</b>	<b>3 496</b>	<b>779</b>	<b>163</b>
762	Electrical repair shops .....	16	2 844	1 018	215	49
7622	Radio and television repair shops .....	4	(D)	(D)	(D)	AA
7623, 9	Other electrical and electronic repair shops .....	12	(D)	(D)	(D)	BB
763	Watch, clock, and jewelry repair .....	—	—	—	—	—
764	Reupholstery and furniture repair .....	—	—	—	—	—
769	Miscellaneous repair and related services .....	19	8 319	2 478	564	114
<b>78, 79, 84</b>	<b>Amusement and recreation services, including motion pictures and museums</b> .....	<b>150</b>	<b>45 879</b>	<b>11 386</b>	<b>1 066</b>	<b>446</b>
781, 2	Motion picture production, distribution, and services .....	—	—	—	—	—
783	Motion picture theaters .....	8	(D)	(D)	(D)	BB
784	Video tape rental .....	17	(D)	(D)	(D)	BB
792	Theatrical producers (except motion picture), bands, orchestras, and entertainers .....	2	(D)	(D)	(D)	AA
793	Bowling centers .....	3	585	68	2	4
79 ex. 792, 3, 84	Commercial sports and other amusement and recreation services, including museums .....	120	40 661	10 585	946	365
<b>80</b>	<b>Health services</b> .....	<b>155</b>	<b>64 171</b>	<b>27 428</b>	<b>5 785</b>	<b>910</b>
801	Offices and clinics of doctors of medicine .....	62	26 602	13 270	2 605	268
802	Offices and clinics of dentists .....	38	9 900	3 676	816	175
803	Offices and clinics of doctors of osteopathy .....	17	10 338	4 255	891	103
804	Offices and clinics of other health practitioners .....	26	5 136	1 203	265	70
805	Nursing and personal care facilities .....	3	10 262	4 529	1 098	267
806	Hospitals .....	—	—	—	—	—
807, 8, 9	Other health services .....	9	1 933	495	110	27
<b>81</b>	<b>Legal services</b> .....	<b>66</b>	<b>18 692</b>	<b>7 864</b>	<b>1 741</b>	<b>268</b>
<b>823, 4, 9</b>	<b>Selected educational services</b> .....	<b>1</b>	<b>(D)</b>	<b>(D)</b>	<b>(D)</b>	<b>AA</b>
<b>83</b>	<b>Social services</b> .....	<b>25</b>	<b>4 636</b>	<b>2 054</b>	<b>470</b>	<b>155</b>
835	Child day care services .....	19	3 301	1 547	362	130
832, 3, 6, 9	Other social services .....	6	1 335	507	108	25

**Table 6. Summary Statistics for Firms Subject to Federal Income Tax for Counties With 350 Establishments or More: 1992 — Con.**

[Includes only establishments with payroll. For meaning of abbreviations and symbols, see introductory text. For explanation of terms and comparability of 1987 and 1992 censuses, see appendix A. For information on geographic areas followed by ▲, see appendix F]

SIC code	Geographic area and kind of business or operation	Establishments (number)	Receipts (\$1,000)	Annual payroll (\$1,000)	First-quarter payroll (\$1,000)	Paid employees for pay period including March 12 (number)
<b>CAPE MAY COUNTY — Con.</b>						
<b>87 ex. 8733</b>	<b>Engineering, accounting, research, management, and related services (except noncommercial research organizations) -----</b>	<b>78</b>	<b>28 766</b>	<b>11 121</b>	<b>2 413</b>	<b>431</b>
871	Engineering, architectural, and surveying services -----	27	12 447	4 907	1 023	145
872	Accounting, auditing, and bookkeeping services -----	27	(D)	(D)	(D)	CC
873 ex. 8733	Research, development, and testing services (except noncommercial research organizations) -----	1	(D)	(D)	(D)	AA
874	Management and public relations services -----	23	7 186	2 659	541	137
<b>89</b>	<b>Services, n.e.c. -----</b>	<b>3</b>	<b>(D)</b>	<b>(D)</b>	<b>(D)</b>	<b>AA</b>
<b>CUMBERLAND COUNTY</b> (Coextensive with Vineland—Millville—Bridgeton, NJ PMSA; see table 7a.)						
<b>ESSEX COUNTY</b>						
<b>Total -----</b>		<b>6 381</b>	<b>5 841 328</b>	<b>2 140 620</b>	<b>479 669</b>	<b>72 529</b>
<b>70 ex. 704</b>	<b>Hotels, rooming houses, camps, and other lodging places (except membership lodging) -----</b>	<b>49</b>	<b>177 946</b>	<b>55 058</b>	<b>16 976</b>	<b>4 269</b>
7011	Hotels and motels -----	36	175 940	54 547	16 848	4 230
7011 pt.	Hotels -----	25	159 282	47 618	14 539	3 463
7011 pt.	Hotels, 25 guestrooms or more -----	21	158 653	47 436	14 500	3 451
7011 pt.	Hotels, less than 25 guestrooms -----	4	629	182	39	12
7011 pt.	Motels, motor hotels, and tourist courts -----	11	16 658	6 929	2 309	767
7011 pt.	Motels, tourist courts -----	7	(D)	(D)	(D)	CC
7011 pt.	Motor hotels -----	4	(D)	(D)	(D)	FF
702, 3	Other lodging places -----	13	2 006	511	128	39
702	Rooming and boarding houses -----	12	(D)	(D)	(D)	BB
703	Camps and recreational vehicle parks -----	1	(D)	(D)	(D)	AA
<b>72</b>	<b>Personal services -----</b>	<b>721</b>	<b>216 690</b>	<b>70 506</b>	<b>15 521</b>	<b>4 586</b>
721	Laundry, cleaning, and garment services -----	221	121 664	36 161	8 009	1 928
7211	Power laundries, family and commercial* -----	2	(D)	(D)	(D)	AA
7213	Linen supply* -----	8	(D)	(D)	(D)	EE
7215	Coin-operated laundries and drycleaning -----	55	40 339	7 196	1 437	300
7216	Drycleaning plants, except rug cleaning* -----	104	21 534	7 503	1 651	538
7217	Carpet and upholstery cleaning -----	13	6 085	1 932	423	101
7218	Industrial laundries* -----	9	31 939	9 803	2 426	496
7212, 9	Other laundry, cleaning, and garment services* -----	30	(D)	(D)	(D)	CC
7212	Garment pressing, and agents for laundries and drycleaners -----	16	1 658	409	104	41
7219	Laundry and garment services, n.e.c.* -----	14	(D)	(D)	(D)	CC
722	Photographic studios, portrait -----	20	7 149	3 033	689	168
723, 4	Beauty and barber shops -----	375	35 109	14 193	3 252	1 229
723	Beauty shops -----	344	33 039	13 588	3 107	1 174
724	Barber shops -----	31	2 070	605	145	55
725	Shoe repair shops and shoeshine parlors -----	6	207	53	17	10
726	Funeral service and crematories -----	45	26 084	6 238	1 468	271
729	Miscellaneous personal services -----	54	26 477	10 828	2 086	980
7291	Tax return preparation services -----	8	1 774	771	194	47
7299	Miscellaneous personal services, n.e.c. -----	46	24 703	10 057	1 892	933
<b>73</b>	<b>Business services -----</b>	<b>1 074</b>	<b>1 227 378</b>	<b>522 496</b>	<b>120 443</b>	<b>24 959</b>
731	Advertising -----	77	84 621	23 668	5 202	693
7311	Advertising agencies -----	62	(D)	(D)	(D)	EE
7312	Outdoor advertising services -----	2	(D)	(D)	(D)	CC
7313	Radio, television, publishers' advertising representatives -----	4	(D)	(D)	(D)	AA
7319	Advertising, n.e.c. -----	9	(D)	(D)	(D)	CC
732	Consumer credit reporting agencies, mercantile reporting agencies, and adjustment and collection agencies -----	26	12 825	6 156	1 640	238
7322	Adjustment and collection services -----	25	(D)	(D)	(D)	CC
7323	Credit reporting services -----	1	(D)	(D)	(D)	AA
733	Mailing, reproduction, commercial art and photography, and stenographic services -----	119	72 872	19 816	4 411	734
7331	Direct mail advertising services -----	13	(D)	(D)	(D)	BB
7334	Photocopying and duplicating services -----	5	(D)	(D)	(D)	BB
7335, 6	Commercial photography, art, and graphics -----	78	27 212	8 234	1 835	285
7335	Commercial photography -----	19	6 985	2 477	571	88
7336	Commercial art and graphic design -----	59	20 227	5 757	1 264	197
7338	Secretarial and court reporting services -----	23	24 118	5 956	1 438	276
734	Services to dwellings and other buildings -----	155	120 604	70 264	16 731	6 044
7342	Disinfecting and pest control services -----	28	9 173	3 509	707	141
7349	Building cleaning and maintenance services, n.e.c. -----	127	111 431	66 755	16 024	5 903
735	Miscellaneous equipment rental and leasing -----	47	57 145	15 541	3 544	452
7352	Medical equipment rental and leasing -----	6	(D)	(D)	(D)	CC
7353	Heavy construction equipment rental and leasing -----	9	(D)	(D)	(D)	BB
7359	Equipment rental and leasing, n.e.c. -----	32	35 523	9 418	2 182	269
736	Personnel supply services -----	137	148 736	82 576	18 831	5 750
7361	Employment agencies -----	81	42 735	22 697	5 407	1 272
7363	Help supply services -----	56	106 001	59 879	13 424	4 478
7363 pt.	Temporary help supply -----	40	42 349	30 157	6 483	2 792
7363 pt.	Help supply, except temporary -----	16	63 652	29 722	6 941	1 686

**Table 6. Summary Statistics for Firms Subject to Federal Income Tax for Counties With 350 Establishments or More: 1992 — Con.**

[Includes only establishments with payroll. For meaning of abbreviations and symbols, see introductory text. For explanation of terms and comparability of 1987 and 1992 censuses, see appendix A. For information on geographic areas followed by ▲, see appendix F]

SIC code	Geographic area and kind of business or operation	Establishments (number)	Receipts (\$1,000)	Annual payroll (\$1,000)	First-quarter payroll (\$1,000)	Paid employees for pay period including March 12 (number)
<b>ESSEX COUNTY—Con.</b>						
<b>73</b>	<b>Business services—Con.</b>					
737	Computer programming, data processing, and other computer related services -----	239	411 265	177 120	41 663	3 913
7371, 2, 3	Computer programming, prepackaged software, and integrated systems -----	116	146 555	52 415	13 246	867
7371	Computer programming services -----	92	89 331	43 462	11 343	684
7372	Prepackaged software -----	14	48 415	6 268	1 390	127
7373	Computer integrated systems -----	10	8 809	2 685	513	56
7374, 5, 6	Data processing services -----	56	231 308	110 444	25 088	2 692
7374, 5	Computer processing, information retrieval -----	52	(D)	(D)	(D)	HH
7376	Computer facilities management services -----	4	(D)	(D)	(D)	AA
7377, 8, 9	Computer rental and leasing, maintenance, and related services, n.e.c. -----	67	33 402	14 261	3 329	354
7377	Computer rental and leasing -----	—	—	—	—	—
7378	Computer maintenance and repair -----	18	11 849	3 576	686	118
7379	Computer related services, n.e.c. -----	49	21 553	10 685	2 643	236
738	Miscellaneous business services -----	274	319 310	127 355	28 421	7 135
7381, 2	Detective agencies and protective services -----	56	74 511	50 312	11 471	3 991
7381	Detective, guard, and armored car services -----	43	68 502	48 282	10 926	3 908
7382	Security systems services -----	13	6 009	2 030	545	83
7383	News syndicates -----	4	(D)	(D)	(D)	CC
7384	Photofinishing laboratories* -----	24	(D)	(D)	(D)	BB
7389	Business services, n.e.c. -----	190	221 712	67 419	14 764	2 857
7389 pt.	Sign painting shops -----	5	1 474	494	114	21
7389 pt.	Interior designing -----	19	5 119	1 214	273	40
7389 pt.	Telephone answering services -----	7	1 783	789	189	75
7389 pt.	Other business services -----	159	213 336	64 922	14 188	2 721
<b>75</b>	<b>Automotive repair, services, and parking -----</b>	<b>565</b>	<b>462 780</b>	<b>97 168</b>	<b>22 977</b>	<b>4 103</b>
751	Automotive rental and leasing, without drivers -----	45	228 429	28 007	6 347	1 144
7513	Truck rental and leasing, without drivers -----	13	(D)	(D)	(D)	BB
7514, 5	Passenger car rental and leasing -----	31	215 474	26 163	5 883	1 043
7514	Passenger car rental -----	27	186 505	21 799	5 116	988
7515	Passenger car leasing -----	4	28 969	4 364	767	55
7519	Utility trailer and recreational vehicle rental -----	1	(D)	(D)	(D)	AA
752	Automobile parking -----	59	52 501	8 611	2 077	455
753	Automotive repair shops -----	398	163 743	53 507	12 931	2 118
7532	Top, body, and upholstery repair shops and paint shops -----	143	86 845	31 072	7 527	1 166
7532 pt.	Top and body repair shops -----	140	85 208	30 515	7 425	1 146
7532 pt.	Paint shops -----	3	1 637	557	102	20
7538	General automotive repair shops -----	174	44 046	12 188	2 955	569
7538 pt.	General automotive repair shops, except diesel -----	153	35 091	8 778	2 141	434
7538 pt.	Diesel repair shops -----	21	8 955	3 410	814	135
7533, 4, 6, 7, 9	Other automotive repair shops -----	81	32 852	10 247	2 449	383
7533	Automotive exhaust system repair shops -----	15	6 091	1 396	341	64
7534	Tire retreading and repair shops -----	10	5 926	1 525	380	47
7536	Automotive glass replacement shops -----	9	8 126	2 792	631	83
7537	Automotive transmission repair shops -----	20	5 799	1 931	481	84
7539	Automotive repair shops, n.e.c. -----	27	6 910	2 603	616	105
7539 pt.	Radiator repair -----	6	(D)	(D)	(D)	AA
7539 pt.	Brake, front end, and wheel alignment -----	10	2 828	1 146	259	45
7539 pt.	Automotive electrical and fuel system services -----	8	1 807	652	166	31
7539 pt.	Other automotive repair shops, n.e.c. -----	3	(D)	(D)	(D)	AA
754	Automotive services, except repair -----	63	18 107	7 043	1 622	386
7542	Carwashes -----	39	11 472	4 985	1 083	279
7549	Automotive services, except repair and carwashes -----	24	6 635	2 058	539	107
<b>76</b>	<b>Miscellaneous repair services -----</b>	<b>204</b>	<b>148 325</b>	<b>54 082</b>	<b>13 433</b>	<b>1 743</b>
762	Electrical repair shops -----	68	58 443	21 956	5 467	748
7622	Radio and television repair shops -----	20	3 059	1 086	255	58
7623, 9	Other electrical and electronic repair shops -----	48	55 384	20 870	5 212	690
7623	Refrigeration and air-conditioning service and repair shops -----	10	15 853	5 014	1 065	112
7629	Electrical and electronic repair shops, n.e.c. -----	38	39 531	15 856	4 147	578
763	Watch, clock, and jewelry repair -----	6	2 877	1 040	255	26
764	Reupholstery and furniture repair -----	18	2 434	920	226	55
769	Miscellaneous repair and related services -----	112	84 571	30 166	7 485	914
7692	Welding repair -----	7	1 830	693	234	41
7694	Armature rewinding shops -----	8	2 587	951	238	35
7699	Repair shops and related services, n.e.c. -----	97	80 154	28 522	7 013	838
<b>78, 79, 84</b>	<b>Amusement and recreation services, including motion pictures and museums -----</b>	<b>214</b>	<b>701 825</b>	<b>64 501</b>	<b>10 629</b>	<b>1 973</b>
781, 2	Motion picture production, distribution, and services -----	30	(D)	(D)	(D)	EE
783	Motion picture theaters -----	16	(D)	(D)	(D)	EE
7832	Motion picture theaters, except drive-in -----	16	(D)	(D)	(D)	EE
7833	Drive-in motion picture theaters -----	—	—	—	—	—
784	Video tape rental -----	33	(D)	(D)	(D)	CC
792	Theatrical producers (except motion picture), bands, orchestras, and entertainers -----	31	(D)	(D)	(D)	CC
7922	Theatrical producers (except motion picture) and miscellaneous theatrical services -----	10	(D)	(D)	(D)	BB
7929	Bands, orchestras, actors, and other entertainers and entertainment groups -----	21	56 948	9 982	1 371	153
793	Bowling centers -----	6	(D)	(D)	(D)	BB

**Table 6. Summary Statistics for Firms Subject to Federal Income Tax for Counties With 350 Establishments or More: 1992 — Con.**

[Includes only establishments with payroll. For meaning of abbreviations and symbols, see introductory text. For explanation of terms and comparability of 1987 and 1992 censuses, see appendix A. For information on geographic areas followed by ▲, see appendix F]

SIC code	Geographic area and kind of business or operation	Establishments (number)	Receipts (\$1,000)	Annual payroll (\$1,000)	First-quarter payroll (\$1,000)	Paid employees for pay period including March 12 (number)
<b>ESSEX COUNTY—Con.</b>						
<b>78, 79, 84</b>	<b>Amusement and recreation services, including motion pictures and museums—Con.</b>					
79 ex. 792, 3, 84	Commercial sports and other amusement and recreation services, including museums .....	98	(D)	(D)	(D)	FF
794	Commercial sports .....	2	(D)	(D)	(D)	AA
7941	Professional sports clubs, managers, promoters .....	1	(D)	(D)	(D)	AA
7948	Racing, including track operation .....	1	(D)	(D)	(D)	AA
79 ex. 792, 3, 4, 84	Other amusement and recreation services, including museums .....	96	(D)	(D)	(D)	FF
791	Dance studios, schools, and halls .....	17	(D)	(D)	(D)	BB
7991	Physical fitness facilities .....	25	(D)	(D)	(D)	CC
7992	Public golf courses .....	1	(D)	(D)	(D)	AA
7993	Coin-operated amusement devices .....	12	(D)	(D)	(D)	BB
7996	Amusement parks .....	—	—	—	—	—
7997	Membership sports and recreation clubs .....	16	13 332	4 527	862	235
7999, 84	Amusement and recreation services, including museums, n.e.c. ..	25	(D)	(D)	(D)	CC
7999 pt.	Concession operators of amusement devices and rides .....	1	(D)	(D)	(D)	AA
7999 pt., 84	Carnivals, circuses, and fairs .....	—	—	—	—	—
	Other recreation and amusements, including museums .....	24	(D)	(D)	(D)	CC
<b>80</b>	<b>Health services .....</b>	<b>1 836</b>	<b>1 043 065</b>	<b>475 861</b>	<b>98 902</b>	<b>12 099</b>
801	Offices and clinics of doctors of medicine .....	1 016	620 357	303 201	59 844	4 709
8011 pt.	Offices of doctors of medicine .....	1 003	586 519	287 344	56 407	4 497
8011 pt.	General medical clinics .....	13	33 838	15 857	3 437	212
802	Offices and clinics of dentists .....	412	135 323	48 522	10 767	1 851
803	Offices and clinics of doctors of osteopathy .....	9	4 129	2 642	452	39
804	Offices and clinics of other health practitioners .....	249	64 189	18 656	4 228	689
8041	Offices and clinics of chiropractors .....	101	29 549	7 778	1 901	283
8042	Offices and clinics of optometrists .....	37	8 958	1 820	416	100
8043	Offices and clinics of podiatrists .....	46	9 500	2 921	600	120
8049	Offices and clinics of health practitioners, n.e.c. .....	65	16 182	6 137	1 311	186
805	Nursing and personal care facilities .....	22	104 985	50 695	11 486	2 612
8051	Skilled nursing care facilities .....	18	(D)	(D)	(D)	GG
8052	Intermediate care facilities .....	1	(D)	(D)	(D)	BB
8059	Nursing and personal care facilities, n.e.c. .....	3	(D)	(D)	(D)	EE
806	Hospitals .....	—	—	—	—	—
8062	General medical and surgical hospitals .....	—	—	—	—	—
8063, 9	Specialty hospitals .....	—	—	—	—	—
807, 8, 9	Other health services .....	128	114 082	52 145	12 125	2 199
807	Medical and dental laboratories .....	63	44 561	14 940	3 296	459
8071	Medical laboratories .....	39	36 608	10 766	2 339	317
8072	Dental laboratories .....	24	7 953	4 174	957	142
808	Home health care services .....	24	38 748	24 688	5 938	1 235
809	Miscellaneous health and allied services, n.e.c. .....	41	30 773	12 517	2 891	505
8092	Kidney dialysis centers .....	2	(D)	(D)	(D)	BB
8093	Specialty outpatient facilities, n.e.c. .....	22	13 018	5 160	1 225	216
8099	Health and allied services, n.e.c. .....	17	(D)	(D)	(D)	CC
<b>81</b>	<b>Legal services .....</b>	<b>775</b>	<b>909 032</b>	<b>409 934</b>	<b>88 477</b>	<b>8 096</b>
<b>823, 4, 9</b>	<b>Selected educational services .....</b>	<b>48</b>	<b>27 631</b>	<b>9 880</b>	<b>2 349</b>	<b>618</b>
823	Libraries .....	1	(D)	(D)	(D)	AA
824	Vocational schools .....	23	23 793	8 815	2 106	507
829	Schools and educational services, n.e.c. .....	24	(D)	(D)	(D)	CC
<b>83</b>	<b>Social services .....</b>	<b>104</b>	<b>35 361</b>	<b>14 550</b>	<b>2 833</b>	<b>931</b>
835	Child day care services .....	69	13 732	6 832	1 672	601
832, 3, 6, 9	Other social services .....	35	21 629	7 718	1 161	330
<b>87 ex. 8733</b>	<b>Engineering, accounting, research, management, and related services (except noncommercial research organizations) .....</b>	<b>740</b>	<b>849 262</b>	<b>345 086</b>	<b>82 571</b>	<b>8 702</b>
871	Engineering, architectural, and surveying services .....	169	348 697	159 169	40 930	2 930
8711	Engineering services .....	105	307 471	141 856	37 422	2 554
8712	Architectural services .....	55	38 716	16 078	3 260	340
8713	Surveying services .....	9	2 510	1 235	248	36
872	Accounting, auditing, and bookkeeping services .....	258	236 057	87 866	21 407	2 532
873 ex. 8733	Research, development, and testing services (except noncommercial research organizations) .....	54	133 231	41 960	9 468	1 065
8731	Commercial physical and biological research .....	22	38 901	16 350	3 887	320
8732	Commercial economic, sociological, and educational research ..	21	78 527	17 137	3 960	489
8734	Testing laboratories .....	11	15 803	8 473	1 621	256
874	Management and public relations services .....	259	131 277	56 091	10 766	2 175
8741	Management services .....	52	32 736	14 146	3 048	343
8742	Management consulting services .....	148	78 944	35 178	6 504	1 592
8743	Public relations services .....	20	3 149	1 097	241	42
8744	Facilities support management services .....	—	—	—	—	—
8748	Business consulting services, n.e.c. .....	39	16 448	5 670	973	198
<b>89</b>	<b>Services, n.e.c. ....</b>	<b>51</b>	<b>42 033</b>	<b>21 498</b>	<b>4 558</b>	<b>450</b>

**Table 6. Summary Statistics for Firms Subject to Federal Income Tax for Counties With 350 Establishments or More: 1992 — Con.**

[Includes only establishments with payroll. For meaning of abbreviations and symbols, see introductory text. For explanation of terms and comparability of 1987 and 1992 censuses, see appendix A. For information on geographic areas followed by ▲, see appendix F]

SIC code	Geographic area and kind of business or operation	Establishments (number)	Receipts (\$1,000)	Annual payroll (\$1,000)	First-quarter payroll (\$1,000)	Paid employees for pay period including March 12 (number)
<b>GLOUCESTER COUNTY</b>						
	<b>Total</b> .....	<b>1 407</b>	<b>657 169</b>	<b>245 762</b>	<b>55 254</b>	<b>11 993</b>
<b>70 ex. 704</b>	<b>Hotels, rooming houses, camps, and other lodging places (except membership lodging)</b> .....	<b>21</b>	<b>10 980</b>	<b>2 863</b>	<b>689</b>	<b>298</b>
7011	Hotels and motels .....	15	9 576	2 597	635	276
7011 pt.	Hotels .....	5	(D)	(D)	(D)	CC
7011 pt.	Motels, motor hotels, and tourist courts .....	10	(D)	(D)	(D)	BB
702, 3	Other lodging places .....	6	1 404	266	54	22
<b>72</b>	<b>Personal services</b> .....	<b>196</b>	<b>33 926</b>	<b>10 215</b>	<b>2 333</b>	<b>952</b>
721	Laundry, cleaning, and garment services .....	45	11 673	2 881	671	240
7211	Power laundries, family and commercial* .....	1	(D)	(D)	(D)	BB
7213	Linen supply* .....	2	(D)	(D)	(D)	BB
7215	Coin-operated laundries and drycleaning .....	14	1 468	264	58	38
7216	Drycleaning plants, except rug cleaning* .....	19	(D)	(D)	(D)	BB
7217	Carpet and upholstery cleaning .....	3	(D)	(D)	(D)	AA
7218	Industrial laundriers* .....	3	3 602	821	182	38
7212, 9	Other laundry, cleaning, and garment services* .....	3	(D)	(D)	(D)	AA
722	Photographic studios, portrait .....	12	2 286	571	134	57
723, 4	Beauty and barber shops .....	110	11 623	4 750	1 126	543
723	Beauty shops .....	106	11 412	4 673	1 111	535
724	Barber shops .....	4	211	77	15	8
725	Shoe repair shops and shoeshine parlors .....	1	(D)	(D)	(D)	AA
726	Funeral service and crematories .....	12	3 669	525	106	25
729	Miscellaneous personal services .....	16	(D)	(D)	(D)	BB
<b>73</b>	<b>Business services</b> .....	<b>235</b>	<b>134 433</b>	<b>45 334</b>	<b>10 297</b>	<b>3 689</b>
731	Advertising .....	9	(D)	(D)	(D)	BB
732	Consumer credit reporting agencies, mercantile reporting agencies, and adjustment and collection agencies .....	5	(D)	(D)	(D)	BB
733	Mailing, reproduction, commercial art and photography, and stenographic services .....	17	(D)	(D)	(D)	BB
734	Services to dwellings and other buildings .....	79	23 366	10 070	2 432	857
735	Miscellaneous equipment rental and leasing .....	20	(D)	(D)	(D)	CC
736	Personnel supply services .....	14	(D)	(D)	(D)	GG
737	Computer programming, data processing, and other computer related services .....	36	(D)	(D)	(D)	BB
7371, 2, 3	Computer programming, prepackaged software, and integrated systems .....	16	3 325	1 665	376	48
7374, 5, 6	Data processing services .....	5	897	300	59	17
7377, 8, 9	Computer rental and leasing, maintenance, and related services, n.e.c. ....	15	(D)	(D)	(D)	AA
738	Miscellaneous business services .....	55	(D)	(D)	(D)	GG
<b>75</b>	<b>Automotive repair, services, and parking</b> .....	<b>143</b>	<b>47 672</b>	<b>12 808</b>	<b>3 241</b>	<b>635</b>
751	Automotive rental and leasing, without drivers .....	5	(D)	(D)	(D)	BB
752	Automobile parking .....	—	—	—	—	—
753	Automotive repair shops .....	120	(D)	(D)	(D)	EE
7532	Top, body, and upholstery repair shops and paint shops .....	38	13 767	4 153	1 045	198
7538	General automotive repair shops .....	59	18 284	4 558	1 188	208
7533, 4, 6, 7, 9	Other automotive repair shops .....	23	(D)	(D)	(D)	BB
754	Automotive services, except repair .....	18	(D)	(D)	(D)	CC
<b>76</b>	<b>Miscellaneous repair services</b> .....	<b>69</b>	<b>37 839</b>	<b>11 221</b>	<b>2 728</b>	<b>428</b>
762	Electrical repair shops .....	22	9 399	3 188	816	113
7622	Radio and television repair shops .....	6	799	149	29	14
7623, 9	Other electrical and electronic repair shops .....	16	8 600	3 039	787	99
763	Watch, clock, and jewelry repair .....	—	—	—	—	—
764	Reupholstery and furniture repair .....	—	—	—	—	—
769	Miscellaneous repair and related services .....	47	28 440	8 033	1 912	315
<b>78, 79, 84</b>	<b>Amusement and recreation services, including motion pictures and museums</b> .....	<b>101</b>	<b>38 173</b>	<b>8 948</b>	<b>1 998</b>	<b>829</b>
781, 2	Motion picture production, distribution, and services .....	4	638	157	15	9
783	Motion picture theaters .....	2	(D)	(D)	(D)	BB
784	Video tape rental .....	26	3 599	754	181	93
792	Theatrical producers (except motion picture), bands, orchestras, and entertainers .....	3	(D)	(D)	(D)	AA
793	Bowling centers .....	3	(D)	(D)	(D)	BB
79 ex. 792, 3, 84	Commercial sports and other amusement and recreation services, including museums .....	63	22 204	5 784	1 167	529
<b>80</b>	<b>Health services</b> .....	<b>313</b>	<b>230 596</b>	<b>99 066</b>	<b>21 004</b>	<b>3 049</b>
801	Offices and clinics of doctors of medicine .....	106	104 985	45 505	8 869	828
802	Offices and clinics of dentists .....	66	28 552	11 140	2 374	468
803	Offices and clinics of doctors of osteopathy .....	39	24 953	13 406	2 853	316
804	Offices and clinics of other health practitioners .....	66	(D)	(D)	(D)	EE
805	Nursing and personal care facilities .....	8	(D)	(D)	(D)	FF
806	Hospitals .....	—	—	—	—	—
807, 8, 9	Other health services .....	28	(D)	(D)	(D)	EE
<b>81</b>	<b>Legal services</b> .....	<b>103</b>	<b>30 015</b>	<b>11 714</b>	<b>2 456</b>	<b>421</b>
<b>823, 4, 9</b>	<b>Selected educational services</b> .....	<b>7</b>	<b>(D)</b>	<b>(D)</b>	<b>(D)</b>	<b>BB</b>

**Table 6. Summary Statistics for Firms Subject to Federal Income Tax for Counties With 350 Establishments or More: 1992 — Con.**

[Includes only establishments with payroll. For meaning of abbreviations and symbols, see introductory text. For explanation of terms and comparability of 1987 and 1992 censuses, see appendix A. For information on geographic areas followed by ▲, see appendix F]

SIC code	Geographic area and kind of business or operation	Establishments (number)	Receipts (\$1,000)	Annual payroll (\$1,000)	First-quarter payroll (\$1,000)	Paid employees for pay period including March 12 (number)
<b>GLOUCESTER COUNTY—Con.</b>						
<b>83</b>	<b>Social services</b> .....	<b>48</b>	<b>8 434</b>	<b>3 435</b>	<b>796</b>	<b>414</b>
835	Child day care services .....	41	6 968	3 004	690	366
832, 3, 6, 9	Other social services .....	7	1 466	431	106	48
<b>87 ex. 8733</b>	<b>Engineering, accounting, research, management, and related services (except noncommercial research organizations)</b> .....	<b>162</b>	<b>75 633</b>	<b>36 794</b>	<b>8 884</b>	<b>1 178</b>
871	Engineering, architectural, and surveying services .....	65	32 059	16 530	4 258	565
872	Accounting, auditing, and bookkeeping services .....	45	12 382	3 595	862	163
873 ex. 8733	Research, development, and testing services (except noncommercial research organizations) .....	8	8 010	2 759	584	157
874	Management and public relations services .....	44	23 182	13 910	3 180	293
<b>89</b>	<b>Services, n.e.c.</b> .....	<b>9</b>	<b>(D)</b>	<b>(D)</b>	<b>(D)</b>	<b>BB</b>
<b>HUDSON COUNTY</b> (Coextensive with Jersey City, NJ PMSA; see table 7a.)						
<b>HUNTERDON COUNTY</b>						
	<b>Total</b> .....	<b>926</b>	<b>681 949</b>	<b>235 584</b>	<b>48 882</b>	<b>6 622</b>
<b>70 ex. 704</b>	<b>Hotels, rooming houses, camps, and other lodging places (except membership lodging)</b> .....	<b>9</b>	<b>(D)</b>	<b>(D)</b>	<b>(D)</b>	<b>BB</b>
7011	Hotels and motels .....	8	4 249	959	255	88
7011 pt.	Hotels .....	4	(D)	(D)	(D)	BB
7011 pt.	Motels, motor hotels, and tourist courts .....	4	(D)	(D)	(D)	BB
702, 3	Other lodging places .....	1	(D)	(D)	(D)	AA
<b>72</b>	<b>Personal services</b> .....	<b>93</b>	<b>14 555</b>	<b>5 422</b>	<b>1 235</b>	<b>498</b>
721	Laundry, cleaning, and garment services .....	21	5 663	2 473	527	185
7211	Power laundries, family and commercial* .....	1	(D)	(D)	(D)	AA
7213	Linen supply* .....	—	—	—	—	—
7215	Coin-operated laundries and drycleaning .....	4	271	54	13	6
7216	Drycleaning plants, except rug cleaning* .....	11	4 723	2 230	469	161
7217	Carpet and upholstery cleaning .....	2	(D)	(D)	(D)	AA
7218	Industrial laundries* .....	—	—	—	—	—
7212, 9	Other laundry, cleaning, and garment services* .....	3	(D)	(D)	(D)	AA
722	Photographic studios, portrait .....	3	484	73	18	5
723, 4	Beauty and barber shops .....	56	6 156	2 505	589	230
723	Beauty shops .....	53	5 922	2 412	571	225
724	Barber shops .....	3	234	93	18	5
725	Shoe repair shops and shoeshine parlors .....	1	(D)	(D)	(D)	AA
726	Funeral service and crematories .....	5	1 436	185	52	12
729	Miscellaneous personal services .....	7	(D)	(D)	(D)	BB
<b>73</b>	<b>Business services</b> .....	<b>186</b>	<b>120 749</b>	<b>46 998</b>	<b>9 424</b>	<b>1 318</b>
731	Advertising .....	14	14 710	3 487	768	137
732	Consumer credit reporting agencies, mercantile reporting agencies, and adjustment and collection agencies .....	3	(D)	(D)	(D)	AA
733	Mailing, reproduction, commercial art and photography, and stenographic services .....	11	5 201	1 508	284	28
734	Services to dwellings and other buildings .....	35	4 888	2 086	406	163
735	Miscellaneous equipment rental and leasing .....	10	(D)	(D)	(D)	FF
736	Personnel supply services .....	11	3 483	2 423	578	137
737	Computer programming, data processing, and other computer related services .....	71	16 507	7 146	1 457	160
7371, 2, 3	Computer programming, prepackaged software, and integrated systems .....	49	13 436	5 537	1 089	118
7374, 5, 6	Data processing services .....	5	1 017	590	152	23
7377, 8, 9	Computer rental and leasing, maintenance, and related services, n.e.c. .....	17	2 054	1 019	216	19
738	Miscellaneous business services .....	31	(D)	(D)	(D)	CC
<b>75</b>	<b>Automotive repair, services, and parking</b> .....	<b>62</b>	<b>23 361</b>	<b>5 852</b>	<b>1 426</b>	<b>234</b>
751	Automotive rental and leasing, without drivers .....	—	—	—	—	—
752	Automobile parking .....	—	—	—	—	—
753	Automotive repair shops .....	58	(D)	(D)	(D)	CC
7532	Top, body, and upholstery repair shops and paint shops .....	14	6 303	2 134	536	74
7538	General automotive repair shops .....	36	12 965	2 460	588	103
7533, 4, 6, 7, 9	Other automotive repair shops .....	8	(D)	(D)	(D)	BB
754	Automotive services, except repair .....	4	(D)	(D)	(D)	BB
<b>76</b>	<b>Miscellaneous repair services</b> .....	<b>33</b>	<b>15 031</b>	<b>3 404</b>	<b>816</b>	<b>113</b>
762	Electrical repair shops .....	8	7 144	1 622	386	52
7622	Radio and television repair shops .....	2	(D)	(D)	(D)	AA
7623, 9	Other electrical and electronic repair shops .....	6	(D)	(D)	(D)	BB
763	Watch, clock, and jewelry repair .....	2	(D)	(D)	(D)	AA
764	Reupholstery and furniture repair .....	4	359	64	16	4
769	Miscellaneous repair and related services .....	19	(D)	(D)	(D)	BB

**Table 6. Summary Statistics for Firms Subject to Federal Income Tax for Counties With 350 Establishments or More: 1992 — Con.**

[Includes only establishments with payroll. For meaning of abbreviations and symbols, see introductory text. For explanation of terms and comparability of 1987 and 1992 censuses, see appendix A. For information on geographic areas followed by ▲, see appendix F]

SIC code	Geographic area and kind of business or operation	Establishments (number)	Receipts (\$1,000)	Annual payroll (\$1,000)	First-quarter payroll (\$1,000)	Paid employees for pay period including March 12 (number)
<b>HUNTERDON COUNTY — Con.</b>						
<b>78, 79, 84</b>	<b>Amusement and recreation services, including motion pictures and museums</b> .....	<b>52</b>	<b>16 870</b>	<b>4 639</b>	<b>772</b>	<b>243</b>
781, 2	Motion picture production, distribution, and services .....	4	(D)	(D)	(D)	BB
783	Motion picture theaters .....	2	(D)	(D)	(D)	BB
784	Video tape rental .....	13	1 717	334	81	37
792	Theatrical producers (except motion picture), bands, orchestras, and entertainers .....	3	(D)	(D)	(D)	AA
793	Bowling centers .....	1	(D)	(D)	(D)	AA
79 ex. 792, 3; 84	Commercial sports and other amusement and recreation services, including museums .....	29	8 695	2 489	330	110
<b>80</b>	<b>Health services</b> .....	<b>186</b>	<b>102 642</b>	<b>44 545</b>	<b>8 961</b>	<b>1 356</b>
801	Offices and clinics of doctors of medicine .....	71	43 916	21 046	4 037	464
802	Offices and clinics of dentists .....	63	18 846	6 781	1 773	295
803	Offices and clinics of doctors of osteopathy .....	1	(D)	(D)	(D)	AA
804	Offices and clinics of other health practitioners .....	36	8 245	2 221	495	93
805	Nursing and personal care facilities .....	5	15 651	7 452	1 788	403
806	Hospitals .....	—	—	—	—	—
807, 8, 9	Other health services .....	10	(D)	(D)	(D)	BB
<b>81</b>	<b>Legal services</b> .....	<b>73</b>	<b>30 156</b>	<b>10 785</b>	<b>2 414</b>	<b>347</b>
<b>823, 4, 9</b>	<b>Selected educational services</b> .....	<b>10</b>	<b>1 546</b>	<b>513</b>	<b>119</b>	<b>45</b>
<b>83</b>	<b>Social services</b> .....	<b>24</b>	<b>4 705</b>	<b>2 056</b>	<b>486</b>	<b>265</b>
835	Child day care services .....	12	1 394	718	177	73
832, 3, 6, 9	Other social services .....	12	3 311	1 338	309	192
<b>87 ex. 8733</b>	<b>Engineering, accounting, research, management, and related services (except noncommercial research organizations)</b> .....	<b>184</b>	<b>339 109</b>	<b>106 561</b>	<b>22 033</b>	<b>2 020</b>
871	Engineering, architectural, and surveying services .....	73	(D)	(D)	(D)	GG
872	Accounting, auditing, and bookkeeping services .....	26	(D)	(D)	(D)	CC
873 ex. 8733	Research, development, and testing services (except noncommercial research organizations) .....	13	20 140	8 270	1 897	164
874	Management and public relations services .....	72	43 088	17 595	3 719	490
<b>89</b>	<b>Services, n.e.c.</b> .....	<b>14</b>	<b>(D)</b>	<b>(D)</b>	<b>(D)</b>	<b>BB</b>
<b>MERCER COUNTY</b> (Coextensive with Trenton, NJ PMSA; see table 7a.)						
<b>MIDDLESEX COUNTY</b>						
<b>Total</b> .....		<b>5 227</b>	<b>4 434 567</b>	<b>1 773 437</b>	<b>407 853</b>	<b>64 746</b>
<b>70 ex. 704</b>	<b>Hotels, rooming houses, camps, and other lodging places (except membership lodging)</b> .....	<b>70</b>	<b>(D)</b>	<b>(D)</b>	<b>(D)</b>	<b>HH</b>
7011	Hotels and motels .....	64	127 396	38 541	9 048	3 377
7011 pt.	Hotels .....	31	113 798	35 694	8 407	3 122
7011 pt.	Hotels, 25 guestrooms or more .....	28	(D)	(D)	(D)	HH
7011 pt.	Hotels, less than 25 guestrooms .....	3	(D)	(D)	(D)	AA
7011 pt.	Motels, motor hotels, and tourist courts .....	33	13 598	2 847	641	255
7011 pt.	Motels, tourist courts .....	27	10 777	2 179	485	197
7011 pt.	Motor hotels .....	6	2 821	668	156	58
702, 3	Other lodging places .....	6	(D)	(D)	(D)	BB
702	Rooming and boarding houses .....	5	610	272	58	26
703	Camps and recreational vehicle parks .....	1	(D)	(D)	(D)	AA
<b>72</b>	<b>Personal services</b> .....	<b>619</b>	<b>114 672</b>	<b>34 819</b>	<b>8 267</b>	<b>3 023</b>
721	Laundry, cleaning, and garment services .....	174	39 853	10 719	2 643	974
7211	Power laundries, family and commercial* .....	8	4 147	1 625	375	180
7213	Linen supply* .....	5	(D)	(D)	(D)	AA
7215	Coin-operated laundries and drycleaning .....	41	4 470	938	211	111
7216	Drycleaning plants, except rug cleaning* .....	85	11 815	2 823	659	269
7217	Carpet and upholstery cleaning .....	13	6 591	1 489	463	220
7218	Industrial laundriers* .....	5	(D)	(D)	(D)	CC
7212, 9	Other laundry, cleaning, and garment services* .....	17	(D)	(D)	(D)	BB
7212	Garment pressing, and agents for laundries and drycleaners .....	7	976	228	58	18
7219	Laundry and garment services, n.e.c.* .....	10	(D)	(D)	(D)	AA
722	Photographic studios, portrait .....	30	5 828	1 464	338	103
723, 4	Beauty and barber shops .....	314	33 358	13 342	3 156	1 376
723	Beauty shops .....	287	31 699	12 774	3 017	1 302
724	Barber shops .....	27	1 659	568	139	74
725	Shoe repair shops and shoeshine parlors .....	5	783	424	110	23
726	Funeral service and crematories .....	46	20 933	5 107	1 127	166
729	Miscellaneous personal services .....	50	13 917	3 763	893	381
7291	Tax return preparation services .....	9	(D)	(D)	(D)	BB
7299	Miscellaneous personal services, n.e.c. .....	41	(D)	(D)	(D)	EE



**Table 6. Summary Statistics for Firms Subject to Federal Income Tax for Counties With 350 Establishments or More: 1992 — Con.**

[Includes only establishments with payroll. For meaning of abbreviations and symbols, see introductory text. For explanation of terms and comparability of 1987 and 1992 censuses, see appendix A. For information on geographic areas followed by ▲, see appendix F]

SIC code	Geographic area and kind of business or operation	Establishments (number)	Receipts (\$1,000)	Annual payroll (\$1,000)	First-quarter payroll (\$1,000)	Paid employees for pay period including March 12 (number)
<b>MIDDLESEX COUNTY — Con.</b>						
<b>73</b>	<b>Business services</b> -----	<b>1 187</b>	<b>1 825 474</b>	<b>789 557</b>	<b>185 413</b>	<b>28 332</b>
731	Advertising -----	52	73 201	21 826	5 064	506
7311	Advertising agencies -----	45	61 150	17 125	4 023	333
7312	Outdoor advertising services -----	—	—	—	—	—
7313	Radio, television, publishers' advertising representatives -----	2	(D)	(D)	(D)	BB
7319	Advertising, n.e.c. -----	5	(D)	(D)	(D)	CC
732	Consumer credit reporting agencies, mercantile reporting agencies, and adjustment and collection agencies -----	23	23 471	11 894	2 715	431
7322	Adjustment and collection services -----	21	(D)	(D)	(D)	EE
7323	Credit reporting services -----	2	(D)	(D)	(D)	AA
733	Mailing, reproduction, commercial art and photography, and stenographic services -----	92	68 194	22 920	5 234	754
7331	Direct mail advertising services -----	13	(D)	(D)	(D)	CC
7334	Photocopying and duplicating services -----	14	(D)	(D)	(D)	CC
7335, 6	Commercial photography, art, and graphics -----	43	22 096	9 716	2 131	235
7335	Commercial photography -----	7	(D)	(D)	(D)	BB
7336	Commercial art and graphic design -----	36	(D)	(D)	(D)	CC
7338	Secretarial and court reporting services -----	22	16 514	6 234	1 520	257
734	Services to dwellings and other buildings -----	167	73 368	37 372	8 346	3 744
7342	Disinfecting and pest control services -----	28	6 832	2 965	545	100
7349	Building cleaning and maintenance services, n.e.c. -----	139	66 536	34 407	7 801	3 644
735	Miscellaneous equipment rental and leasing -----	62	71 142	14 698	3 171	459
7352	Medical equipment rental and leasing -----	5	(D)	(D)	(D)	BB
7353	Heavy construction equipment rental and leasing -----	11	(D)	(D)	(D)	CC
7359	Equipment rental and leasing, n.e.c. -----	46	(D)	(D)	(D)	EE
736	Personnel supply services -----	147	189 372	132 710	31 367	9 237
7361	Employment agencies -----	58	25 989	15 501	3 497	1 059
7363	Help supply services -----	89	163 383	117 209	27 870	8 178
7363 pt.	Temporary help supply -----	78	134 569	95 140	21 567	7 380
7363 pt.	Help supply, except temporary -----	11	28 814	22 069	6 303	798
737	Computer programming, data processing, and other computer related services -----	432	1 124 970	462 285	109 142	8 673
7371, 2, 3	Computer programming, prepackaged software, and integrated systems -----	264	898 641	382 303	90 607	6 575
7371	Computer programming services -----	211	791 505	359 567	84 943	6 074
7372	Prepackaged software -----	27	(D)	(D)	(D)	EE
7373	Computer integrated systems -----	26	(D)	(D)	(D)	CC
7374, 5, 6	Data processing services -----	40	77 234	23 609	5 626	896
7374, 5	Computer processing, information retrieval -----	36	(D)	(D)	(D)	FF
7376	Computer facilities management services -----	4	(D)	(D)	(D)	AA
7377, 8, 9	Computer rental and leasing, maintenance, and related services, n.e.c. -----	128	149 095	56 373	12 909	1 202
7377	Computer rental and leasing -----	7	(D)	(D)	(D)	CC
7378	Computer maintenance and repair -----	24	49 316	14 794	3 546	359
7379	Computer related services, n.e.c. -----	97	(D)	(D)	(D)	FF
738	Miscellaneous business services -----	212	201 756	85 852	20 374	4 528
7381, 2	Detective agencies and protective services -----	38	(D)	(D)	(D)	GG
7381	Detective, guard, and armored car services -----	24	(D)	(D)	(D)	GG
7382	Security systems services -----	14	27 676	8 846	2 346	309
7383	News syndicates -----	—	—	—	—	—
7384	Photofinishing laboratories* -----	22	6 720	2 611	1 123	239
7389	Business services, n.e.c. -----	152	(D)	(D)	(D)	HH
7389 pt.	Sign painting shops -----	6	(D)	(D)	(D)	AA
7389 pt.	Interior designing -----	3	(D)	(D)	(D)	AA
7389 pt.	Telephone answering services -----	12	3 265	1 382	358	130
7389 pt.	Other business services -----	131	(D)	(D)	(D)	HH
<b>75</b>	<b>Automotive repair, services, and parking</b> -----	<b>461</b>	<b>235 395</b>	<b>51 257</b>	<b>12 569</b>	<b>2 311</b>
751	Automotive rental and leasing, without drivers -----	38	90 812	13 762	3 491	470
7513	Truck rental and leasing, without drivers -----	22	(D)	(D)	(D)	EE
7514, 5	Passenger car rental and leasing -----	16	(D)	(D)	(D)	CC
7514	Passenger car rental -----	12	(D)	(D)	(D)	BB
7515	Passenger car leasing -----	4	(D)	(D)	(D)	AA
7519	Utility trailer and recreational vehicle rental -----	—	—	—	—	—
752	Automobile parking -----	4	(D)	(D)	(D)	AA
753	Automotive repair shops -----	359	128 935	32 497	7 843	1 449
7532	Top, body, and upholstery repair shops and paint shops -----	104	33 595	9 545	2 389	446
7532 pt.	Top and body repair shops -----	99	(D)	(D)	(D)	EE
7532 pt.	Paint shops -----	5	(D)	(D)	(D)	AA
7538	General automotive repair shops -----	185	65 443	15 792	3 800	697
7538 pt.	General automotive repair shops, except diesel -----	162	50 301	11 541	2 732	522
7538 pt.	Diesel repair shops -----	23	15 142	4 251	1 068	175
7533, 4, 6, 7, 9	Other automotive repair shops -----	70	29 897	7 160	1 654	306
7533	Automotive exhaust system repair shops -----	14	4 713	1 106	250	45
7534	Tire retreading and repair shops -----	4	(D)	(D)	(D)	BB
7536	Automotive glass replacement shops -----	9	4 141	734	188	33
7537	Automotive transmission repair shops -----	20	5 980	1 738	424	79
7539	Automotive repair shops, n.e.c. -----	23	(D)	(D)	(D)	CC
7539 pt.	Radiator repair -----	3	(D)	(D)	(D)	AA
7539 pt.	Brake, front end, and wheel alignment -----	8	1 411	271	71	18
7539 pt.	Automotive electrical and fuel system services -----	5	(D)	(D)	(D)	AA
7539 pt.	Other automotive repair shops, n.e.c. -----	7	(D)	(D)	(D)	BB
754	Automotive services, except repair -----	60	(D)	(D)	(D)	EE
7542	Carwashes -----	32	(D)	(D)	(D)	CC
7549	Automotive services, except repair and carwashes -----	28	7 651	2 310	558	142

**Table 6. Summary Statistics for Firms Subject to Federal Income Tax for Counties With 350 Establishments or More: 1992 — Con.**

[Includes only establishments with payroll. For meaning of abbreviations and symbols, see introductory text. For explanation of terms and comparability of 1987 and 1992 censuses, see appendix A. For information on geographic areas followed by ▲, see appendix F]

SIC code	Geographic area and kind of business or operation	Establishments (number)	Receipts (\$1,000)	Annual payroll (\$1,000)	First-quarter payroll (\$1,000)	Paid employees for pay period including March 12 (number)
<b>MIDDLESEX COUNTY — Con.</b>						
<b>76</b>	<b>Miscellaneous repair services</b> .....	<b>183</b>	<b>88 031</b>	<b>25 151</b>	<b>6 526</b>	<b>997</b>
762	Electrical repair shops .....	57	25 509	7 855	2 220	349
7622	Radio and television repair shops .....	18	5 708	897	220	45
7623, 9	Other electrical and electronic repair shops .....	39	19 801	6 958	2 000	304
7623	Refrigeration and air-conditioning service and repair shops .....	8	(D)	(D)	(D)	BB
7629	Electrical and electronic repair shops, n.e.c. ....	31	(D)	(D)	(D)	CC
763	Watch, clock, and jewelry repair .....	4	(D)	(D)	(D)	AA
764	Reupholstery and furniture repair .....	10	1 477	458	126	27
769	Miscellaneous repair and related services .....	112	(D)	(D)	(D)	FF
7692	Welding repair .....	10	4 595	1 843	435	62
7694	Armature rewinding shops .....	5	(D)	(D)	(D)	BB
7699	Repair shops and related services, n.e.c. ....	97	(D)	(D)	(D)	FF
<b>78, 79, 84</b>	<b>Amusement and recreation services, including motion pictures and museums</b> .....	<b>222</b>	<b>118 163</b>	<b>29 326</b>	<b>6 403</b>	<b>2 367</b>
781, 2	Motion picture production, distribution, and services .....	14	12 136	2 234	465	68
783	Motion picture theaters .....	12	(D)	(D)	(D)	EE
7832	Motion picture theaters, except drive-in .....	12	(D)	(D)	(D)	EE
7833	Drive-in motion picture theaters .....	—	—	—	—	—
784	Video tape rental .....	42	13 106	2 098	522	262
792	Theatrical producers (except motion picture), bands, orchestras, and entertainers .....	22	10 542	3 650	715	134
7922	Theatrical producers (except motion picture) and miscellaneous theatrical services .....	7	4 737	1 400	279	42
7929	Bands, orchestras, actors, and other entertainers and entertainment groups .....	15	5 805	2 250	436	92
793	Bowling centers .....	7	(D)	(D)	(D)	CC
79 ex. 792, 3, 84	Commercial sports and other amusement and recreation services, including museums .....	125	56 193	16 176	3 396	1 432
794	Commercial sports .....	3	(D)	(D)	(D)	CC
7941	Professional sports clubs, managers, promoters .....	1	(D)	(D)	(D)	AA
7948	Racing, including track operation .....	2	(D)	(D)	(D)	CC
79 ex. 792, 3, 4; 84	Other amusement and recreation services, including museums .....	122	(D)	(D)	(D)	GG
791	Dance studios, schools, and halls .....	28	4 240	1 226	327	148
7991	Physical fitness facilities .....	25	16 738	5 631	1 292	590
7992	Public golf courses .....	2	(D)	(D)	(D)	BB
7993	Coin-operated amusement devices .....	11	(D)	(D)	(D)	BB
7996	Amusement parks .....	—	—	—	—	—
7997	Membership sports and recreation clubs .....	12	7 714	2 189	389	217
7999, 84	Amusement and recreation services, including museums, n.e.c. ....	44	(D)	(D)	(D)	EE
7999 pt.	Concession operators of amusement devices and rides .....	—	—	—	—	—
7999 pt.	Carnivals, circuses, and fairs .....	2	(D)	(D)	(D)	AA
7999 pt., 84	Other recreation and amusements, including museums .....	42	11 001	3 158	530	253
<b>80</b>	<b>Health services</b> .....	<b>1 217</b>	<b>830 993</b>	<b>359 790</b>	<b>77 517</b>	<b>10 119</b>
801	Offices and clinics of doctors of medicine .....	552	447 279	211 122	42 004	3 947
8011 pt.	Offices of doctors of medicine .....	543	413 795	195 857	38 774	3 583
8011 pt.	General medical clinics .....	9	33 484	15 265	3 230	364
802	Offices and clinics of dentists .....	310	126 277	48 179	10 799	1 752
803	Offices and clinics of doctors of osteopathy .....	16	8 299	4 216	884	115
804	Offices and clinics of other health practitioners .....	230	69 747	23 825	5 332	900
8041	Offices and clinics of chiropractors .....	95	30 416	10 351	2 395	393
8042	Offices and clinics of optometrists .....	46	13 231	3 103	744	166
8043	Offices and clinics of podiatrists .....	33	6 808	1 444	339	77
8049	Offices and clinics of health practitioners, n.e.c. ....	56	19 292	8 927	1 854	264
805	Nursing and personal care facilities .....	16	61 471	31 288	9 321	1 674
8051	Skilled nursing care facilities .....	14	(D)	(D)	(D)	GG
8052	Intermediate care facilities .....	—	—	—	—	—
8059	Nursing and personal care facilities, n.e.c. ....	2	(D)	(D)	(D)	AA
806	Hospitals .....	—	—	—	—	—
8062	General medical and surgical hospitals .....	—	—	—	—	—
8063, 9	Specialty hospitals .....	—	—	—	—	—
807, 8, 9	Other health services .....	93	117 920	41 160	9 177	1 731
807	Medical and dental laboratories .....	44	38 558	11 593	2 714	411
8071	Medical laboratories .....	30	(D)	(D)	(D)	EE
8072	Dental laboratories .....	14	(D)	(D)	(D)	BB
808	Home health care services .....	21	(D)	(D)	(D)	FF
809	Miscellaneous health and allied services, n.e.c. ....	28	(D)	(D)	(D)	EE
8092	Kidney dialysis centers .....	—	—	—	—	—
8093	Specialty outpatient facilities, n.e.c. ....	18	4 140	1 821	297	55
8099	Health and allied services, n.e.c. ....	10	(D)	(D)	(D)	EE
<b>81</b>	<b>Legal services</b> .....	<b>423</b>	<b>259 436</b>	<b>105 516</b>	<b>22 376</b>	<b>2 572</b>
<b>823, 4, 9</b>	<b>Selected educational services</b> .....	<b>49</b>	<b>37 794</b>	<b>12 594</b>	<b>2 845</b>	<b>589</b>
823	Libraries .....	—	—	—	—	—
824	Vocational schools .....	19	16 097	6 913	1 638	285
829	Schools and educational services, n.e.c. ....	30	21 697	5 681	1 207	304
<b>83</b>	<b>Social services</b> .....	<b>78</b>	<b>19 161</b>	<b>9 258</b>	<b>2 148</b>	<b>813</b>
835	Child day care services .....	54	12 402	6 693	1 554	624
832, 3, 6, 9	Other social services .....	24	6 759	2 565	594	189

**Table 6. Summary Statistics for Firms Subject to Federal Income Tax for Counties With 350 Establishments or More: 1992 — Con.**

[Includes only establishments with payroll. For meaning of abbreviations and symbols, see introductory text. For explanation of terms and comparability of 1987 and 1992 censuses, see appendix A. For information on geographic areas followed by ▲, see appendix F]

SIC code	Geographic area and kind of business or operation	Establishments (number)	Receipts (\$1,000)	Annual payroll (\$1,000)	First-quarter payroll (\$1,000)	Paid employees for pay period including March 12 (number)
<b>MIDDLESEX COUNTY — Con.</b>						
<b>87 ex. 8733</b>	<b>Engineering, accounting, research, management, and related services (except noncommercial research organizations) -----</b>	<b>675</b>	<b>750 046</b>	<b>306 341</b>	<b>71 046</b>	<b>10 011</b>
871	Engineering, architectural, and surveying services -----	187	242 096	101 880	24 023	2 272
8711	Engineering services -----	147	225 669	94 174	22 342	2 050
8712	Architectural services -----	22	9 117	3 424	772	101
8713	Surveying services -----	18	7 310	4 282	909	121
872	Accounting, auditing, and bookkeeping services -----	200	113 482	47 836	11 344	1 384
873 ex. 8733	Research, development, and testing services (except noncommercial research organizations) -----	60	144 001	65 225	13 957	1 922
8731	Commercial physical and biological research -----	21	56 560	26 290	5 075	517
8732	Commercial economic, sociological, and educational research -----	14	31 336	12 886	3 034	702
8734	Testing laboratories -----	25	56 105	26 049	5 848	703
874	Management and public relations services -----	228	250 467	91 400	21 722	4 433
8741	Management services -----	56	137 961	42 529	10 361	882
8742	Management consulting services -----	118	91 762	40 592	9 681	3 321
8743	Public relations services -----	12	(D)	(D)	(D)	BB
8744	Facilities support management services -----	3	(D)	(D)	(D)	BB
8748	Business consulting services, n.e.c. -----	39	11 028	4 164	726	105
<b>89</b>	<b>Services, n.e.c. -----</b>	<b>43</b>	<b>(D)</b>	<b>(D)</b>	<b>(D)</b>	<b>CC</b>
<b>MONMOUTH COUNTY</b>						
	<b>Total -----</b>	<b>5 381</b>	<b>3 065 240</b>	<b>1 103 439</b>	<b>245 808</b>	<b>39 245</b>
<b>70 ex. 704</b>	<b>Hotels, rooming houses, camps, and other lodging places (except membership lodging) -----</b>	<b>104</b>	<b>75 998</b>	<b>23 317</b>	<b>4 703</b>	<b>1 825</b>
7011	Hotels and motels -----	93	73 487	22 613	4 537	1 758
7011 pt.	Hotels -----	46	56 666	17 577	3 576	1 428
7011 pt.	Hotels, 25 guestrooms or more -----	37	55 470	17 397	3 545	1 400
7011 pt.	Hotels, less than 25 guestrooms -----	9	1 196	180	31	28
7011 pt.	Motels, motor hotels, and tourist courts -----	47	16 821	5 036	961	330
7011 pt.	Motels, tourist courts -----	38	12 340	3 562	672	229
7011 pt.	Motor hotels -----	9	4 481	1 474	289	101
702, 3	Other lodging places -----	11	2 511	704	166	67
702	Rooming and boarding houses -----	10	(D)	(D)	(D)	BB
703	Camps and recreational vehicle parks -----	1	(D)	(D)	(D)	AA
<b>72</b>	<b>Personal services -----</b>	<b>650</b>	<b>113 298</b>	<b>36 988</b>	<b>9 698</b>	<b>3 196</b>
721	Laundry, cleaning, and garment services -----	179	39 760	13 467	4 088	913
7211	Power laundries, family and commercial* -----	8	(D)	(D)	(D)	CC
7213	Linen supply* -----	10	(D)	(D)	(D)	CC
7215	Coin-operated laundries and drycleaning -----	45	5 063	956	209	113
7216	Drycleaning plants, except rug cleaning* -----	76	11 050	2 588	641	264
7217	Carpet and upholstery cleaning -----	20	1 950	551	123	53
7218	Industrial laundries* -----	2	(D)	(D)	(D)	BB
7212, 9	Other laundry, cleaning, and garment services* -----	18	(D)	(D)	(D)	BB
7212	Garment pressing, and agents for laundries and drycleaners -----	13	1 911	547	117	55
7219	Laundry and garment services, n.e.c.* -----	5	(D)	(D)	(D)	AA
722	Photographic studios, portrait -----	26	4 950	974	233	90
723, 4	Beauty and barber shops -----	351	34 592	14 081	3 315	1 524
723	Beauty shops -----	326	32 189	13 086	3 079	1 438
724	Barber shops -----	25	2 403	995	236	86
725	Shoe repair shops and shoeshine parlors -----	4	(D)	(D)	(D)	AA
726	Funeral service and crematories -----	33	19 221	4 565	985	126
729	Miscellaneous personal services -----	57	(D)	(D)	(D)	FF
7291	Tax return preparation services -----	8	1 659	794	321	246
7299	Miscellaneous personal services, n.e.c. -----	49	(D)	(D)	(D)	EE
<b>73</b>	<b>Business services -----</b>	<b>960</b>	<b>941 549</b>	<b>290 022</b>	<b>67 260</b>	<b>10 208</b>
731	Advertising -----	51	15 143	3 758	803	132
7311	Advertising agencies -----	40	12 714	3 445	762	118
7312	Outdoor advertising services -----	1	(D)	(D)	(D)	AA
7313	Radio, television, publishers' advertising representatives -----	4	(D)	(D)	(D)	AA
7319	Advertising, n.e.c. -----	6	(D)	(D)	(D)	AA
732	Consumer credit reporting agencies, mercantile reporting agencies, and adjustment and collection agencies -----	31	29 229	7 294	1 662	284
7322	Adjustment and collection services -----	24	(D)	(D)	(D)	CC
7323	Credit reporting services -----	7	(D)	(D)	(D)	BB
733	Mailing, reproduction, commercial art and photography, and stenographic services -----	80	41 163	12 300	2 556	379
7331	Direct mail advertising services -----	17	18 153	5 260	1 020	135
7334	Photocopying and duplicating services -----	7	(D)	(D)	(D)	AA
7335, 6	Commercial photography, art, and graphics -----	42	18 130	5 610	1 255	176
7335	Commercial photography -----	11	(D)	(D)	(D)	BB
7336	Commercial art and graphic design -----	31	(D)	(D)	(D)	CC
7338	Secretarial and court reporting services -----	14	(D)	(D)	(D)	BB
734	Services to dwellings and other buildings -----	139	63 760	28 119	6 651	1 662
7342	Disinfecting and pest control services -----	23	9 428	3 893	844	162
7349	Building cleaning and maintenance services, n.e.c. -----	116	54 332	24 226	5 807	1 500
735	Miscellaneous equipment rental and leasing -----	38	17 052	3 966	995	183
7352	Medical equipment rental and leasing -----	7	(D)	(D)	(D)	BB
7353	Heavy construction equipment rental and leasing -----	3	(D)	(D)	(D)	BB
7359	Equipment rental and leasing, n.e.c. -----	28	10 993	2 672	608	117

**Table 6. Summary Statistics for Firms Subject to Federal Income Tax for Counties With 350 Establishments or More: 1992 — Con.**

[Includes only establishments with payroll. For meaning of abbreviations and symbols, see introductory text. For explanation of terms and comparability of 1987 and 1992 censuses, see appendix A. For information on geographic areas followed by ▲, see appendix F]

SIC code	Geographic area and kind of business or operation	Establishments (number)	Receipts (\$1,000)	Annual payroll (\$1,000)	First-quarter payroll (\$1,000)	Paid employees for pay period including March 12 (number)
<b>MONMOUTH COUNTY — Con.</b>						
<b>73</b>	<b>Business services — Con.</b>					
736	Personnel supply services .....	83	73 193	47 607	9 949	2 264
7361	Employment agencies .....	45	12 330	6 041	1 379	243
7363	Help supply services .....	38	60 863	41 566	8 570	2 021
7363 pt.	Temporary help supply .....	30	40 995	26 152	5 900	1 521
7363 pt.	Help supply, except temporary .....	8	19 868	15 414	2 670	500
737	Computer programming, data processing, and other computer related services .....	347	619 250	158 470	37 892	3 479
7371, 2, 3	Computer programming, prepackaged software, and integrated systems .....	228	501 851	120 375	29 027	2 496
7371	Computer programming services .....	184	130 637	61 136	14 071	1 375
7372	Prepackaged software .....	26	(D)	(D)	(D)	EE
7373	Computer integrated systems .....	18	(D)	(D)	(D)	FF
7374, 5, 6	Data processing services .....	28	27 361	11 850	2 982	395
7374, 5	Computer processing, information retrieval .....	24	(D)	(D)	(D)	EE
7376	Computer facilities management services .....	4	(D)	(D)	(D)	CC
7377, 8, 9	Computer rental and leasing, maintenance, and related services, n.e.c. ....	91	90 038	26 245	5 883	588
7377	Computer rental and leasing .....	4	5 987	613	139	10
7378	Computer maintenance and repair .....	19	56 164	12 596	2 962	354
7379	Computer related services, n.e.c. ....	68	27 887	13 036	2 782	224
738	Miscellaneous business services .....	191	82 759	28 508	6 752	1 825
7381, 2	Detective agencies and protective services .....	41	24 440	11 443	2 745	790
7381	Detective, guard, and armored car services .....	30	(D)	(D)	(D)	FF
7382	Security systems services .....	11	(D)	(D)	(D)	CC
7383	News syndicates .....	—	—	—	—	—
7384	Photofinishing laboratories* .....	26	6 804	1 935	476	118
7389	Business services, n.e.c. ....	124	51 515	15 130	3 531	917
7389 pt.	Sign painting shops .....	5	(D)	(D)	(D)	BB
7389 pt.	Interior designing .....	11	4 591	1 169	222	30
7389 pt.	Telephone answering services .....	10	2 242	1 096	243	92
7389 pt.	Other business services .....	98	(D)	(D)	(D)	FF
<b>75</b>	<b>Automotive repair, services, and parking .....</b>	<b>361</b>	<b>141 984</b>	<b>35 895</b>	<b>8 636</b>	<b>1 713</b>
751	Automotive rental and leasing, without drivers .....	27	33 303	5 100	1 259	221
7513	Truck rental and leasing, without drivers .....	6	(D)	(D)	(D)	BB
7514, 5	Passenger car rental and leasing .....	21	(D)	(D)	(D)	CC
7514	Passenger car rental .....	14	18 758	2 442	488	110
7515	Passenger car leasing .....	7	(D)	(D)	(D)	AA
7519	Utility trailer and recreational vehicle rental .....	—	—	—	—	—
752	Automobile parking .....	4	(D)	(D)	(D)	AA
753	Automotive repair shops .....	266	93 577	26 208	6 268	1 096
7532	Top, body, and upholstery repair shops and paint shops .....	81	35 270	10 676	2 624	450
7532 pt.	Top and body repair shops .....	79	(D)	(D)	(D)	EE
7532 pt.	Paint shops .....	2	(D)	(D)	(D)	AA
7538	General automotive repair shops .....	125	39 186	10 663	2 470	434
7538 pt.	General automotive repair shops, except diesel .....	112	32 941	8 471	1 972	356
7538 pt.	Diesel repair shops .....	13	6 245	2 192	498	78
7533, 4, 6, 7, 9	Other automotive repair shops .....	60	19 121	4 869	1 174	212
7533	Automotive exhaust system repair shops .....	13	5 958	1 565	405	61
7534	Tire retreading and repair shops .....	4	(D)	(D)	(D)	AA
7536	Automotive glass replacement shops .....	9	3 597	709	163	34
7537	Automotive transmission repair shops .....	17	5 129	1 325	318	62
7539	Automotive repair shops, n.e.c. ....	17	(D)	(D)	(D)	BB
7539 pt.	Radiator repair .....	2	(D)	(D)	(D)	AA
7539 pt.	Brake, front end, and wheel alignment .....	8	(D)	(D)	(D)	BB
7539 pt.	Automotive electrical and fuel system services .....	4	635	212	46	7
7539 pt.	Other automotive repair shops, n.e.c. ....	3	(D)	(D)	(D)	AA
754	Automotive services, except repair .....	64	(D)	(D)	(D)	EE
7542	Carwashes .....	33	(D)	(D)	(D)	CC
7549	Automotive services, except repair and carwashes .....	31	8 099	1 988	511	145
<b>76</b>	<b>Miscellaneous repair services .....</b>	<b>153</b>	<b>51 601</b>	<b>16 620</b>	<b>3 584</b>	<b>616</b>
762	Electrical repair shops .....	53	21 702	6 647	1 472	228
7622	Radio and television repair shops .....	11	5 155	1 312	251	52
7623, 9	Other electrical and electronic repair shops .....	42	16 547	5 335	1 221	176
7623	Refrigeration and air-conditioning service and repair shops .....	10	3 314	752	133	25
7629	Electrical and electronic repair shops, n.e.c. ....	32	13 233	4 583	1 088	151
763	Watch, clock, and jewelry repair .....	3	(D)	(D)	(D)	AA
764	Reupholstery and furniture repair .....	9	796	211	46	16
769	Miscellaneous repair and related services .....	88	(D)	(D)	(D)	EE
7692	Welding repair .....	3	954	333	49	11
7694	Armature rewinding shops .....	3	481	104	23	4
7699	Repair shops and related services, n.e.c. ....	82	(D)	(D)	(D)	EE
<b>78, 79, 84</b>	<b>Amusement and recreation services, including motion pictures and museums .....</b>	<b>369</b>	<b>192 268</b>	<b>48 607</b>	<b>10 232</b>	<b>3 031</b>
781, 2	Motion picture production, distribution, and services .....	23	30 138	3 801	612	68
783	Motion picture theaters .....	15	11 271	1 706	372	233
7832	Motion picture theaters, except drive-in .....	15	11 271	1 706	372	233
7833	Drive-in motion picture theaters .....	—	—	—	—	—
784	Video tape rental .....	50	13 584	2 457	612	314

**Table 6. Summary Statistics for Firms Subject to Federal Income Tax for Counties With 350 Establishments or More: 1992 — Con.**

[Includes only establishments with payroll. For meaning of abbreviations and symbols, see introductory text. For explanation of terms and comparability of 1987 and 1992 censuses, see appendix A. For information on geographic areas followed by ▲, see appendix F]

SIC code	Geographic area and kind of business or operation	Establishments (number)	Receipts (\$1,000)	Annual payroll (\$1,000)	First-quarter payroll (\$1,000)	Paid employees for pay period including March 12 (number)
<b>MONMOUTH COUNTY — Con.</b>						
<b>78, 79, 84</b>	<b>Amusement and recreation services, including motion pictures and museums — Con.</b>					
792	Theatrical producers (except motion picture), bands, orchestras, and entertainers .....	27	14 180	3 948	917	86
7922	Theatrical producers (except motion picture) and miscellaneous theatrical services .....	9	2 391	860	272	16
7929	Bands, orchestras, actors, and other entertainers and entertainment groups .....	18	11 789	3 088	645	70
793	Bowling centers .....	12	6 685	1 873	486	136
79 ex. 792, 3; 84	Commercial sports and other amusement and recreation services, including museums .....	242	116 410	34 822	7 233	2 194
794	Commercial sports .....	43	(D)	(D)	(D)	EE
7941	Professional sports clubs, managers, promoters .....	1	(D)	(D)	(D)	AA
7948	Racing, including track operation .....	42	(D)	(D)	(D)	EE
79 ex. 792, 3, 4; 84	Other amusement and recreation services, including museums .....	199	(D)	(D)	(D)	GG
791	Dance studios, schools, and halls .....	20	3 085	770	132	80
7991	Physical fitness facilities .....	35	13 138	4 516	1 145	479
7992	Public golf courses .....	7	(D)	(D)	(D)	BB
7993	Coin-operated amusement devices .....	13	6 018	1 770	405	128
7996	Amusement parks .....	1	(D)	(D)	(D)	AA
7997	Membership sports and recreation clubs .....	29	23 714	8 407	1 572	465
7999, 84	Amusement and recreation services, including museums, n.e.c. ..	94	(D)	(D)	(D)	EE
7999 pt.	Concession operators of amusement devices and rides .....	5	(D)	(D)	(D)	BB
7999 pt.	Carnivals, circuses, and fairs .....	—	—	—	—	—
7999 pt., 84	Other recreation and amusements, including museums .....	89	19 370	5 456	911	451
<b>80</b>	<b>Health services .....</b>	<b>1 452</b>	<b>745 213</b>	<b>306 419</b>	<b>62 455</b>	<b>9 698</b>
801	Offices and clinics of doctors of medicine .....	679	397 216	173 193	32 331	3 494
8011 pt.	Offices of doctors of medicine .....	669	388 069	168 353	31 173	3 375
8011 pt.	General medical clinics .....	10	9 147	4 840	1 158	119
802	Offices and clinics of dentists .....	360	129 562	46 916	10 172	1 911
803	Offices and clinics of doctors of osteopathy .....	15	(D)	(D)	(D)	BB
804	Offices and clinics of other health practitioners .....	289	58 806	16 243	3 528	838
8041	Offices and clinics of chiropractors .....	138	26 201	5 831	1 294	362
8042	Offices and clinics of optometrists .....	57	10 622	2 744	630	162
8043	Offices and clinics of podiatrists .....	39	8 837	1 623	378	100
8049	Offices and clinics of health practitioners, n.e.c. .....	55	13 146	6 045	1 226	214
805	Nursing and personal care facilities .....	28	74 399	36 647	8 576	2 038
8051	Skilled nursing care facilities .....	22	(D)	(D)	(D)	GG
8052	Intermediate care facilities .....	4	(D)	(D)	(D)	CC
8059	Nursing and personal care facilities, n.e.c. .....	2	(D)	(D)	(D)	AA
806	Hospitals .....	—	—	—	—	—
8062	General medical and surgical hospitals .....	—	—	—	—	—
8063, 9	Specialty hospitals .....	—	—	—	—	—
807, 8, 9	Other health services .....	81	(D)	(D)	(D)	GG
807	Medical and dental laboratories .....	39	24 340	6 484	1 359	199
8071	Medical laboratories .....	15	18 490	4 348	880	109
8072	Dental laboratories .....	24	5 850	2 136	479	90
808	Home health care services .....	18	21 823	11 576	2 916	711
809	Miscellaneous health and allied services, n.e.c. .....	24	(D)	(D)	(D)	EE
8092	Kidney dialysis centers .....	—	—	—	—	—
8093	Specialty outpatient facilities, n.e.c. .....	13	5 644	2 534	630	110
8099	Health and allied services, n.e.c. .....	11	(D)	(D)	(D)	EE
<b>81</b>	<b>Legal services .....</b>	<b>435</b>	<b>192 952</b>	<b>79 497</b>	<b>17 418</b>	<b>2 211</b>
<b>823, 4, 9</b>	<b>Selected educational services .....</b>	<b>38</b>	<b>15 743</b>	<b>5 947</b>	<b>1 495</b>	<b>285</b>
823	Libraries .....	—	—	—	—	—
824	Vocational schools .....	15	4 945	1 957	469	63
829	Schools and educational services, n.e.c. .....	23	10 798	3 990	1 026	222
<b>83</b>	<b>Social services .....</b>	<b>116</b>	<b>30 809</b>	<b>13 619</b>	<b>2 944</b>	<b>989</b>
835	Child day care services .....	70	14 954	7 564	1 638	642
832, 3, 6, 9	Other social services .....	46	15 855	6 055	1 306	347
<b>87 ex. 8733</b>	<b>Engineering, accounting, research, management, and related services (except noncommercial research organizations) .....</b>	<b>688</b>	<b>536 367</b>	<b>237 413</b>	<b>55 225</b>	<b>5 201</b>
871	Engineering, architectural, and surveying services .....	176	135 912	61 739	14 666	1 501
8711	Engineering services .....	126	123 924	57 225	13 643	1 332
8712	Architectural services .....	30	7 331	2 447	573	95
8713	Surveying services .....	20	4 657	2 067	450	74
872	Accounting, auditing, and bookkeeping services .....	231	(D)	(D)	(D)	FF
873 ex. 8733	Research, development, and testing services (except noncommercial research organizations) .....	39	(D)	(D)	(D)	GG
8731	Commercial physical and biological research .....	12	(D)	(D)	(D)	GG
8732	Commercial economic, sociological, and educational research .....	18	(D)	(D)	(D)	CC
8734	Testing laboratories .....	9	(D)	(D)	(D)	BB
874	Management and public relations services .....	242	111 548	42 071	8 901	1 284
8741	Management services .....	66	49 172	18 519	4 012	758
8742	Management consulting services .....	115	43 279	17 661	3 799	352
8743	Public relations services .....	8	(D)	(D)	(D)	AA
8744	Facilities support management services .....	2	(D)	(D)	(D)	AA
8748	Business consulting services, n.e.c. .....	51	15 085	4 845	915	141
<b>89</b>	<b>Services, n.e.c. .....</b>	<b>55</b>	<b>27 458</b>	<b>9 095</b>	<b>2 158</b>	<b>272</b>

**Table 6. Summary Statistics for Firms Subject to Federal Income Tax for Counties With 350 Establishments or More: 1992 — Con.**

[Includes only establishments with payroll. For meaning of abbreviations and symbols, see introductory text. For explanation of terms and comparability of 1987 and 1992 censuses, see appendix A. For information on geographic areas followed by ▲, see appendix F]

SIC code	Geographic area and kind of business or operation	Establishments (number)	Receipts (\$1,000)	Annual payroll (\$1,000)	First-quarter payroll (\$1,000)	Paid employees for pay period including March 12 (number)
<b>MORRIS COUNTY</b>						
	<b>Total .....</b>	<b>5 001</b>	<b>4 133 979</b>	<b>1 552 089</b>	<b>347 214</b>	<b>49 084</b>
<b>70 ex. 704</b>	<b>Hotels, rooming houses, camps, and other lodging places (except membership lodging) .....</b>	<b>44</b>	<b>108 463</b>	<b>31 360</b>	<b>7 294</b>	<b>2 289</b>
7011	Hotels and motels .....	38	107 900	31 287	7 282	2 286
7011 pt.	Hotels .....	25	102 241	29 817	6 914	2 162
7011 pt.	Hotels, 25 guestrooms or more .....	23	(D)	(D)	(D)	GG
7011 pt.	Hotels, less than 25 guestrooms .....	2	(D)	(D)	(D)	AA
7011 pt.	Motels, motor hotels, and tourist courts .....	13	5 659	1 470	368	124
7011 pt.	Motels, tourist courts .....	10	(D)	(D)	(D)	BB
7011 pt.	Motor hotels .....	3	(D)	(D)	(D)	BB
702, 3	Other lodging places .....	6	563	73	12	3
702	Rooming and boarding houses .....	3	(D)	(D)	(D)	AA
703	Camps and recreational vehicle parks .....	3	(D)	(D)	(D)	AA
<b>72</b>	<b>Personal services .....</b>	<b>472</b>	<b>81 550</b>	<b>26 168</b>	<b>6 322</b>	<b>2 206</b>
721	Laundry, cleaning, and garment services .....	118	22 863	7 036	1 657	540
7211	Power laundries, family and commercial* .....	—	—	—	—	—
7213	Linen supply* .....	2	(D)	(D)	(D)	AA
7215	Coin-operated laundries and drycleaning .....	23	2 548	481	117	67
7216	Drycleaning plants, except rug cleaning* .....	69	13 606	4 573	1 093	368
7217	Carpet and upholstery cleaning .....	13	2 646	798	156	40
7218	Industrial laundriers* .....	3	(D)	(D)	(D)	BB
7212, 9	Other laundry, cleaning, and garment services* .....	8	(D)	(D)	(D)	BB
7212	Garment pressing, and agents for laundries and drycleaners .....	3	(D)	(D)	(D)	BB
7219	Laundry and garment services, n.e.c.* .....	5	(D)	(D)	(D)	AA
722	Photographic studios, portrait .....	12	2 594	485	113	28
723, 4	Beauty and barber shops .....	266	30 536	11 893	2 835	1 109
723	Beauty shops .....	246	29 099	11 362	2 705	1 059
724	Barber shops .....	20	1 437	531	130	50
725	Shoe repair shops and shoeshine parlors .....	4	1 399	104	23	4
726	Funeral service and crematories .....	27	11 635	2 967	665	118
729	Miscellaneous personal services .....	45	12 523	3 683	1 029	407
7291	Tax return preparation services .....	9	1 782	807	314	199
7299	Miscellaneous personal services, n.e.c. .....	36	10 741	2 876	715	208
<b>73</b>	<b>Business services .....</b>	<b>1 187</b>	<b>1 313 065</b>	<b>507 250</b>	<b>117 521</b>	<b>18 996</b>
731	Advertising .....	82	100 165	30 591	7 068	675
7311	Advertising agencies .....	67	94 999	29 223	6 826	636
7312	Outdoor advertising services .....	2	(D)	(D)	(D)	AA
7313	Radio, television, publishers' advertising representatives .....	6	2 741	721	118	9
7319	Advertising, n.e.c. .....	7	(D)	(D)	(D)	BB
732	Consumer credit reporting agencies, mercantile reporting agencies, and adjustment and collection agencies .....	15	(D)	(D)	(D)	FF
7322	Adjustment and collection services .....	11	(D)	(D)	(D)	CC
7323	Credit reporting services .....	4	(D)	(D)	(D)	EE
733	Mailing, reproduction, commercial art and photography, and stenographic services .....	112	78 194	26 910	5 720	899
7331	Direct mail advertising services .....	9	18 339	5 996	1 409	228
7334	Photocopying and duplicating services .....	11	10 358	3 709	878	183
7335, 6	Commercial photography, art, and graphics .....	70	39 120	14 280	2 817	335
7335	Commercial photography .....	11	3 007	914	156	33
7336	Commercial art and graphic design .....	59	36 113	13 366	2 661	302
7338	Secretarial and court reporting services .....	22	10 377	2 925	616	153
734	Services to dwellings and other buildings .....	164	90 090	53 394	12 933	3 576
7342	Disinfecting and pest control services .....	27	9 490	4 252	847	117
7349	Building cleaning and maintenance services, n.e.c. .....	137	80 600	49 142	12 086	3 459
735	Miscellaneous equipment rental and leasing .....	52	66 338	16 337	3 896	515
7352	Medical equipment rental and leasing .....	4	10 288	2 563	538	60
7353	Heavy construction equipment rental and leasing .....	18	17 384	4 949	969	141
7359	Equipment rental and leasing, n.e.c. .....	30	38 666	8 825	2 389	314
736	Personnel supply services .....	168	155 869	108 009	24 959	5 399
7361	Employment agencies .....	90	37 771	22 168	4 254	908
7363	Help supply services .....	78	118 098	85 841	20 705	4 491
7363 pt.	Temporary help supply .....	73	(D)	(D)	(D)	HH
7363 pt.	Help supply, except temporary .....	5	(D)	(D)	(D)	BB
737	Computer programming, data processing, and other computer related services .....	391	486 143	159 870	37 379	3 599
7371, 2, 3	Computer programming, prepackaged software, and integrated systems .....	247	299 211	93 944	20 977	1 972
7371	Computer programming services .....	191	130 535	52 779	11 883	1 080
7372	Prepackaged software .....	30	38 277	11 805	2 706	276
7373	Computer integrated systems .....	26	130 399	28 910	6 388	616
7374, 5, 6	Data processing services .....	43	89 673	27 974	6 935	840
7374, 5	Computer processing, information retrieval .....	43	89 673	27 974	6 935	840
7376	Computer facilities management services .....	—	—	—	—	—
7377, 8, 9	Computer rental and leasing, maintenance, and related services, n.e.c. .....	101	97 259	38 402	9 467	787
7377	Computer rental and leasing .....	4	(D)	(D)	(D)	BB
7378	Computer maintenance and repair .....	22	40 591	8 969	2 126	300
7379	Computer related services, n.e.c. .....	75	(D)	(D)	(D)	EE

**Table 6. Summary Statistics for Firms Subject to Federal Income Tax for Counties With 350 Establishments or More: 1992 — Con.**

[Includes only establishments with payroll. For meaning of abbreviations and symbols, see introductory text. For explanation of terms and comparability of 1987 and 1992 censuses, see appendix A. For information on geographic areas followed by ▲, see appendix F]

SIC code	Geographic area and kind of business or operation	Establishments (number)	Receipts (\$1,000)	Annual payroll (\$1,000)	First-quarter payroll (\$1,000)	Paid employees for pay period including March 12 (number)
<b>MORRIS COUNTY — Con.</b>						
<b>73</b>	<b>Business services—Con.</b>					
738	Miscellaneous business services .....	203	(D)	(D)	(D)	HH
7381, 2	Detective agencies and protective services .....	31	52 583	31 356	7 286	1 738
7381	Detective, guard, and armored car services .....	26	(D)	(D)	(D)	GG
7382	Security systems services .....	5	(D)	(D)	(D)	CC
7383	News syndicates .....	—	—	—	—	—
7384	Photofinishing laboratories* .....	18	(D)	(D)	(D)	BB
7389	Business services, n.e.c. ....	154	(D)	(D)	(D)	GG
7389 pt.	Sign painting shops .....	6	1 450	526	90	13
7389 pt.	Interior designing .....	21	6 308	1 518	372	64
7389 pt.	Telephone answering services .....	4	(D)	(D)	(D)	BB
7389 pt.	Other business services .....	123	167 081	47 732	10 266	1 818
<b>75</b>	<b>Automotive repair, services, and parking .....</b>	<b>344</b>	<b>129 313</b>	<b>29 990</b>	<b>7 032</b>	<b>1 285</b>
751	Automotive rental and leasing, without drivers .....	19	25 895	3 144	631	104
7513	Truck rental and leasing, without drivers .....	6	(D)	(D)	(D)	BB
7514, 5	Passenger car rental and leasing .....	13	(D)	(D)	(D)	BB
7514	Passenger car rental .....	9	(D)	(D)	(D)	BB
7515	Passenger car leasing .....	4	(D)	(D)	(D)	AA
7519	Utility trailer and recreational vehicle rental .....	—	—	—	—	—
752	Automobile parking .....	4	(D)	(D)	(D)	BB
753	Automotive repair shops .....	271	91 434	23 548	5 623	928
7532	Top, body, and upholstery repair shops and paint shops .....	72	29 633	8 464	2 040	310
7532 pt.	Top and body repair shops .....	69	(D)	(D)	(D)	EE
7532 pt.	Paint shops .....	3	(D)	(D)	(D)	AA
7538	General automotive repair shops .....	153	48 553	11 556	2 719	459
7538 pt.	General automotive repair shops, except diesel .....	146	45 917	10 547	2 425	426
7538 pt.	Diesel repair shops .....	7	2 636	1 009	294	33
7533, 4, 6, 7, 9	Other automotive repair shops .....	46	13 248	3 528	864	159
7533	Automotive exhaust system repair shops .....	10	5 080	1 259	287	43
7534	Tire retreading and repair shops .....	2	(D)	(D)	(D)	AA
7536	Automotive glass replacement shops .....	8	2 454	544	132	19
7537	Automotive transmission repair shops .....	15	3 351	846	209	48
7539	Automotive repair shops, n.e.c. ....	11	(D)	(D)	(D)	BB
7539 pt.	Radiator repair .....	3	657	61	19	5
7539 pt.	Brake, front end, and wheel alignment .....	4	444	120	35	15
7539 pt.	Automotive electrical and fuel system services .....	3	(D)	(D)	(D)	AA
7539 pt.	Other automotive repair shops, n.e.c. ....	1	(D)	(D)	(D)	AA
754	Automotive services, except repair .....	50	(D)	(D)	(D)	CC
7542	Carwashes .....	26	(D)	(D)	(D)	CC
7549	Automotive services, except repair and carwashes .....	24	5 534	1 394	383	96
<b>76</b>	<b>Miscellaneous repair services .....</b>	<b>168</b>	<b>82 652</b>	<b>25 622</b>	<b>6 178</b>	<b>1 012</b>
762	Electrical repair shops .....	54	35 880	12 252	2 985	501
7622	Radio and television repair shops .....	15	14 010	3 723	847	141
7623, 9	Other electrical and electronic repair shops .....	39	21 870	8 529	2 138	360
7623	Refrigeration and air-conditioning service and repair shops .....	11	3 165	899	217	34
7629	Electrical and electronic repair shops, n.e.c. ....	28	18 705	7 630	1 921	326
763	Watch, clock, and jewelry repair .....	4	613	163	41	11
764	Reupholstery and furniture repair .....	16	(D)	(D)	(D)	BB
769	Miscellaneous repair and related services .....	94	(D)	(D)	(D)	EE
7692	Welding repair .....	12	(D)	(D)	(D)	BB
7694	Armature rewinding shops .....	3	(D)	(D)	(D)	BB
7699	Repair shops and related services, n.e.c. ....	79	(D)	(D)	(D)	EE
<b>78, 79, 84</b>	<b>Amusement and recreation services, including motion pictures and museums .....</b>	<b>219</b>	<b>93 541</b>	<b>25 775</b>	<b>6 562</b>	<b>1 696</b>
781, 2	Motion picture production, distribution, and services .....	25	13 507	5 894	2 611	53
783	Motion picture theaters .....	9	(D)	(D)	(D)	CC
7832	Motion picture theaters, except drive-in .....	9	(D)	(D)	(D)	CC
7833	Drive-in motion picture theaters .....	—	—	—	—	—
784	Video tape rental .....	34	(D)	(D)	(D)	CC
792	Theatrical producers (except motion picture), bands, orchestras, and entertainers .....	11	(D)	(D)	(D)	BB
7922	Theatrical producers (except motion picture) and miscellaneous theatrical services .....	6	(D)	(D)	(D)	AA
7929	Bands, orchestras, actors, and other entertainers and entertainment groups .....	5	1 112	366	49	18
793	Bowling centers .....	10	(D)	(D)	(D)	CC
79 ex. 792, 3, 84	Commercial sports and other amusement and recreation services, including museums .....	130	(D)	(D)	(D)	GG
794	Commercial sports .....	6	1 430	877	85	15
7941	Professional sports clubs, managers, promoters .....	3	(D)	(D)	(D)	AA
7948	Racing, including track operation .....	3	(D)	(D)	(D)	AA
79 ex. 792, 3, 4, 84	Other amusement and recreation services, including museums .....	124	(D)	(D)	(D)	GG
791	Dance studios, schools, and halls .....	21	2 960	890	222	132
7991	Physical fitness facilities .....	28	5 164	1 449	365	250
7992	Public golf courses .....	6	3 192	598	119	27
7993	Coin-operated amusement devices .....	5	791	122	34	12
7996	Amusement parks .....	1	(D)	(D)	(D)	AA
7997	Membership sports and recreation clubs .....	24	16 422	5 270	996	367
7999, 84	Amusement and recreation services, including museums, n.e.c. ....	39	(D)	(D)	(D)	EE
7999 pt.	Concession operators of amusement devices and rides .....	1	(D)	(D)	(D)	AA
7999 pt.	Carnivals, circuses, and fairs .....	1	(D)	(D)	(D)	AA
7999 pt., 84	Other recreation and amusements, including museums .....	37	15 007	3 837	572	267

**Table 6. Summary Statistics for Firms Subject to Federal Income Tax for Counties With 350 Establishments or More: 1992 — Con.**

[Includes only establishments with payroll. For meaning of abbreviations and symbols, see introductory text. For explanation of terms and comparability of 1987 and 1992 censuses, see appendix A. For information on geographic areas followed by ▲, see appendix F]

SIC code	Geographic area and kind of business or operation	Establishments (number)	Receipts (\$1,000)	Annual payroll (\$1,000)	First-quarter payroll (\$1,000)	Paid employees for pay period including March 12 (number)
<b>MORRIS COUNTY — Con.</b>						
<b>80</b>	<b>Health services -----</b>	<b>1 136</b>	<b>656 425</b>	<b>283 678</b>	<b>60 426</b>	<b>8 253</b>
801	Offices and clinics of doctors of medicine -----	502	311 116	148 128	29 084	2 601
8011 pt.	Offices of doctors of medicine -----	497	(D)	(D)	(D)	HH
8011 pt.	General medical clinics -----	5	(D)	(D)	(D)	BB
802	Offices and clinics of dentists -----	331	115 152	40 103	9 328	1 589
803	Offices and clinics of doctors of osteopathy -----	15	6 128	2 484	511	73
804	Offices and clinics of other health practitioners -----	186	39 587	11 076	2 441	516
8041	Offices and clinics of chiropractors -----	83	15 418	3 713	838	211
8042	Offices and clinics of optometrists -----	32	8 039	1 521	355	98
8043	Offices and clinics of podiatrists -----	25	4 639	1 057	254	49
8049	Offices and clinics of health practitioners, n.e.c. -----	46	11 491	4 785	994	158
805	Nursing and personal care facilities -----	21	77 687	41 023	9 841	2 058
8051	Skilled nursing care facilities -----	18	(D)	(D)	(D)	GG
8052	Intermediate care facilities -----	—	—	—	—	—
8059	Nursing and personal care facilities, n.e.c. -----	3	(D)	(D)	(D)	BB
806	Hospitals -----	—	—	—	—	—
8062	General medical and surgical hospitals -----	—	—	—	—	—
8063, 9	Specialty hospitals -----	—	—	—	—	—
807, 8, 9	Other health services -----	81	106 755	40 864	9 221	1 416
807	Medical and dental laboratories -----	38	40 840	13 784	3 152	434
8071	Medical laboratories -----	20	34 357	10 817	2 518	345
8072	Dental laboratories -----	18	6 483	2 967	634	89
808	Home health care services -----	23	42 207	20 212	4 753	835
809	Miscellaneous health and allied services, n.e.c. -----	20	23 708	6 868	1 316	147
8092	Kidney dialysis centers -----	2	(D)	(D)	(D)	BB
8093	Specialty outpatient facilities, n.e.c. -----	10	13 186	3 382	795	91
8099	Health and allied services, n.e.c. -----	8	(D)	(D)	(D)	BB
<b>81</b>	<b>Legal services -----</b>	<b>396</b>	<b>363 198</b>	<b>145 836</b>	<b>31 637</b>	<b>3 433</b>
<b>823, 4, 9</b>	<b>Selected educational services -----</b>	<b>55</b>	<b>35 731</b>	<b>15 893</b>	<b>3 738</b>	<b>636</b>
823	Libraries -----	1	(D)	(D)	(D)	AA
824	Vocational schools -----	20	(D)	(D)	(D)	EE
829	Schools and educational services, n.e.c. -----	34	(D)	(D)	(D)	EE
<b>83</b>	<b>Social services -----</b>	<b>103</b>	<b>25 598</b>	<b>11 894</b>	<b>2 699</b>	<b>1 037</b>
835	Child day care services -----	79	18 960	10 340	2 463	964
832, 3, 6, 9	Other social services -----	24	6 638	1 554	236	73
<b>87 ex. 8733</b>	<b>Engineering, accounting, research, management, and related services (except noncommercial research organizations) -----</b>	<b>804</b>	<b>1 191 321</b>	<b>426 889</b>	<b>93 191</b>	<b>7 808</b>
871	Engineering, architectural, and surveying services -----	240	181 101	70 638	16 694	1 629
8711	Engineering services -----	171	161 857	63 227	15 077	1 414
8712	Architectural services -----	44	13 972	4 855	1 001	130
8713	Surveying services -----	25	5 272	2 556	616	85
872	Accounting, auditing, and bookkeeping services -----	195	201 141	83 712	17 943	2 168
873 ex. 8733	Research, development, and testing services (except noncommercial research organizations) -----	56	211 133	99 362	25 497	1 599
8731	Commercial physical and biological research -----	18	(D)	(D)	(D)	GG
8732	Commercial economic, sociological, and educational research -----	17	22 896	5 893	1 085	97
8734	Testing laboratories -----	21	(D)	(D)	(D)	CC
874	Management and public relations services -----	313	597 946	173 177	33 057	2 412
8741	Management services -----	53	259 095	33 802	6 756	508
8742	Management consulting services -----	195	315 518	130 260	24 161	1 681
8743	Public relations services -----	17	(D)	(D)	(D)	BB
8744	Facilities support management services -----	2	(D)	(D)	(D)	AA
8748	Business consulting services, n.e.c. -----	46	(D)	(D)	(D)	CC
<b>89</b>	<b>Services, n.e.c. -----</b>	<b>73</b>	<b>53 122</b>	<b>21 734</b>	<b>4 614</b>	<b>433</b>
<b>OCEAN COUNTY</b>						
	<b>Total -----</b>	<b>2 900</b>	<b>1 310 541</b>	<b>474 064</b>	<b>99 769</b>	<b>21 040</b>
<b>70 ex. 704</b>	<b>Hotels, rooming houses, camps, and other lodging places (except membership lodging) -----</b>	<b>111</b>	<b>39 819</b>	<b>10 059</b>	<b>1 702</b>	<b>708</b>
7011	Hotels and motels -----	91	34 961	9 172	1 557	638
7011 pt.	Hotels -----	32	17 436	4 470	920	376
7011 pt.	Hotels, 25 guestrooms or more -----	21	(D)	(D)	(D)	EE
7011 pt.	Hotels, less than 25 guestrooms -----	11	(D)	(D)	(D)	BB
7011 pt.	Motels, motor hotels, and tourist courts -----	59	17 525	4 702	637	262
7011 pt.	Motels, tourist courts -----	49	11 092	2 537	255	126
7011 pt.	Motor hotels -----	10	6 433	2 165	382	136
702, 3	Other lodging places -----	20	4 858	887	145	70
702	Rooming and boarding houses -----	5	(D)	(D)	(D)	AA
703	Camps and recreational vehicle parks -----	15	(D)	(D)	(D)	BB



**Table 6. Summary Statistics for Firms Subject to Federal Income Tax for Counties With 350 Establishments or More: 1992 — Con.**

[Includes only establishments with payroll. For meaning of abbreviations and symbols, see introductory text. For explanation of terms and comparability of 1987 and 1992 censuses, see appendix A. For information on geographic areas followed by ▲, see appendix F]

SIC code	Geographic area and kind of business or operation	Establishments (number)	Receipts (\$1,000)	Annual payroll (\$1,000)	First-quarter payroll (\$1,000)	Paid employees for pay period including March 12 (number)
<b>OCEAN COUNTY — Con.</b>						
<b>72</b>	<b>Personal services</b> .....	<b>367</b>	<b>58 451</b>	<b>17 677</b>	<b>4 039</b>	<b>1 720</b>
721	Laundry, cleaning, and garment services .....	81	11 639	3 373	787	315
7211	Power laundries, family and commercial* .....	3	(D)	(D)	(D)	BB
7213	Linen supply* .....	5	(D)	(D)	(D)	BB
7215	Coin-operated laundries and drycleaning .....	16	1 668	331	54	31
7216	Drycleaning plants, except rug cleaning* .....	36	4 107	960	246	109
7217	Carpet and upholstery cleaning .....	14	2 291	800	146	59
7218	Industrial launderers* .....	1	(D)	(D)	(D)	AA
7212, 9	Other laundry, cleaning, and garment services* .....	6	(D)	(D)	(D)	AA
7212	Garment pressing, and agents for laundries and drycleaners .....	4	346	30	7	3
7219	Laundry and garment services, n.e.c.* .....	2	(D)	(D)	(D)	AA
722	Photographic studios, portrait .....	14	2 263	449	104	43
723, 4	Beauty and barber shops .....	210	18 592	6 963	1 566	823
723	Beauty shops .....	199	17 995	6 843	1 540	805
724	Barber shops .....	11	597	120	26	18
725	Shoe repair shops and shoeshine parlors .....	2	(D)	(D)	(D)	AA
726	Funeral service and crematories .....	25	17 431	4 535	805	139
729	Miscellaneous personal services .....	35	(D)	(D)	(D)	EE
7291	Tax return preparation services .....	12	2 580	1 173	517	295
7299	Miscellaneous personal services, n.e.c. ....	23	(D)	(D)	(D)	CC
<b>73</b>	<b>Business services</b> .....	<b>373</b>	<b>136 721</b>	<b>61 796</b>	<b>12 969</b>	<b>3 255</b>
731	Advertising .....	16	2 558	621	107	27
7311	Advertising agencies .....	12	2 243	508	88	23
7312	Outdoor advertising services .....	3	(D)	(D)	(D)	AA
7313	Radio, television, publishers' advertising representatives .....	1	(D)	(D)	(D)	AA
7319	Advertising, n.e.c. ....	—	—	—	—	—
732	Consumer credit reporting agencies, mercantile reporting agencies, and adjustment and collection agencies .....	14	11 074	4 640	1 013	188
7322	Adjustment and collection services .....	7	(D)	(D)	(D)	CC
7323	Credit reporting services .....	7	(D)	(D)	(D)	BB
733	Mailing, reproduction, commercial art and photography, and stenographic services .....	21	11 185	4 117	911	274
7331	Direct mail advertising services .....	6	5 920	2 558	599	188
7334	Photocopying and duplicating services .....	3	(D)	(D)	(D)	BB
7335, 6	Commercial photography, art, and graphics .....	9	2 509	502	56	21
7335	Commercial photography .....	2	(D)	(D)	(D)	AA
7336	Commercial art and graphic design .....	7	(D)	(D)	(D)	AA
7338	Secretarial and court reporting services .....	3	(D)	(D)	(D)	BB
734	Services to dwellings and other buildings .....	109	18 543	7 551	1 655	706
7342	Disinfecting and pest control services .....	23	5 949	2 340	449	124
7349	Building cleaning and maintenance services, n.e.c. ....	86	12 594	5 211	1 206	582
735	Miscellaneous equipment rental and leasing .....	23	15 728	4 018	815	151
7352	Medical equipment rental and leasing .....	4	(D)	(D)	(D)	BB
7353	Heavy construction equipment rental and leasing .....	5	(D)	(D)	(D)	BB
7359	Equipment rental and leasing, n.e.c. ....	14	4 425	1 165	230	59
736	Personnel supply services .....	28	27 263	19 894	4 016	979
7361	Employment agencies .....	13	8 303	4 637	1 093	285
7363	Help supply services .....	15	18 960	15 257	2 923	694
7363 pt.	Temporary help supply .....	9	5 240	3 432	765	257
7363 pt.	Help supply, except temporary .....	6	13 720	11 825	2 158	437
737	Computer programming, data processing, and other computer related services .....	74	26 959	11 585	2 512	370
7371, 2, 3	Computer programming, prepackaged software, and integrated systems .....	50	18 709	8 429	1 684	218
7371	Computer programming services .....	36	9 728	5 518	964	110
7372	Prepackaged software .....	7	3 096	956	202	43
7373	Computer integrated systems .....	7	5 885	1 955	518	65
7374, 5, 6	Data processing services .....	9	(D)	(D)	(D)	CC
7374, 5	Computer processing, information retrieval .....	9	(D)	(D)	(D)	CC
7376	Computer facilities management services .....	—	—	—	—	—
7377, 8, 9	Computer rental and leasing, maintenance, and related services, n.e.c. ....	15	(D)	(D)	(D)	BB
7377	Computer rental and leasing .....	—	—	—	—	—
7378	Computer maintenance and repair .....	4	1 233	151	30	7
7379	Computer related services, n.e.c. ....	11	(D)	(D)	(D)	BB
738	Miscellaneous business services .....	88	23 411	9 370	1 940	560
7381, 2	Detective agencies and protective services .....	13	4 304	1 668	371	125
7381	Detective, guard, and armored car services .....	10	(D)	(D)	(D)	CC
7382	Security systems services .....	3	(D)	(D)	(D)	BB
7383	News syndicates .....	—	—	—	—	—
7384	Photofinishing laboratories* .....	9	2 183	561	121	42
7389	Business services, n.e.c. ....	66	16 924	7 141	1 448	393
7389 pt.	Sign painting shops .....	4	(D)	(D)	(D)	AA
7389 pt.	Interior designing .....	7	1 646	413	92	18
7389 pt.	Telephone answering services .....	4	1 152	574	121	39
7389 pt.	Other business services .....	51	(D)	(D)	(D)	EE

**Table 6. Summary Statistics for Firms Subject to Federal Income Tax for Counties With 350 Establishments or More: 1992 — Con.**

[Includes only establishments with payroll. For meaning of abbreviations and symbols, see introductory text. For explanation of terms and comparability of 1987 and 1992 censuses, see appendix A. For information on geographic areas followed by ▲, see appendix F]

SIC code	Geographic area and kind of business or operation	Establishments (number)	Receipts (\$1,000)	Annual payroll (\$1,000)	First-quarter payroll (\$1,000)	Paid employees for pay period including March 12 (number)
<b>OCEAN COUNTY — Con.</b>						
<b>75</b>	<b>Automotive repair, services, and parking</b> .....	<b>235</b>	<b>68 323</b>	<b>16 789</b>	<b>4 025</b>	<b>811</b>
751	Automotive rental and leasing, without drivers .....	13	4 687	1 088	240	43
7513	Truck rental and leasing, without drivers .....	3	(D)	(D)	(D)	AA
7514, 5	Passenger car rental and leasing .....	9	(D)	(D)	(D)	BB
7514	Passenger car rental .....	8	1 785	415	85	20
7515	Passenger car leasing .....	1	(D)	(D)	(D)	AA
7519	Utility trailer and recreational vehicle rental .....	1	(D)	(D)	(D)	AA
752	Automobile parking .....	1	(D)	(D)	(D)	AA
753	Automotive repair shops .....	188	57 267	14 204	3 460	636
7532	Top, body, and upholstery repair shops and paint shops .....	51	22 184	6 458	1 601	240
7532 pt.	Top and body repair shops .....	49	(D)	(D)	(D)	CC
7532 pt.	Paint shops .....	2	(D)	(D)	(D)	AA
7538	General automotive repair shops .....	99	24 043	5 347	1 284	264
7538 pt.	General automotive repair shops, except diesel .....	91	22 417	4 692	1 131	235
7538 pt.	Diesel repair shops .....	8	1 626	655	153	29
7533, 4, 6, 7, 9	Other automotive repair shops .....	38	11 040	2 399	575	132
7533	Automotive exhaust system repair shops .....	9	3 041	757	199	40
7534	Tire retreading and repair shops .....	3	(D)	(D)	(D)	AA
7536	Automotive glass replacement shops .....	4	972	157	33	8
7537	Automotive transmission repair shops .....	13	3 554	801	196	48
7539	Automotive repair shops, n.e.c. .....	9	(D)	(D)	(D)	BB
7539 pt.	Radiator repair .....	2	(D)	(D)	(D)	AA
7539 pt.	Brake, front end, and wheel alignment .....	2	(D)	(D)	(D)	AA
7539 pt.	Automotive electrical and fuel system services .....	4	1 161	354	75	14
7539 pt.	Other automotive repair shops, n.e.c. .....	1	(D)	(D)	(D)	AA
754	Automotive services, except repair .....	33	(D)	(D)	(D)	CC
7542	Carwashes .....	21	(D)	(D)	(D)	BB
7549	Automotive services, except repair and carwashes .....	12	2 469	563	141	44
<b>76</b>	<b>Miscellaneous repair services</b> .....	<b>112</b>	<b>27 090</b>	<b>7 962</b>	<b>1 867</b>	<b>392</b>
762	Electrical repair shops .....	29	8 617	3 157	793	177
7622	Radio and television repair shops .....	11	2 296	694	166	37
7623, 9	Other electrical and electronic repair shops .....	18	6 321	2 463	627	140
7623	Refrigeration and air-conditioning service and repair shops .....	7	1 890	220	69	15
7629	Electrical and electronic repair shops, n.e.c. .....	11	4 431	2 243	558	125
763	Watch, clock, and jewelry repair .....	—	—	—	—	—
764	Reupholstery and furniture repair .....	4	669	103	21	9
769	Miscellaneous repair and related services .....	79	17 804	4 702	1 053	206
7692	Welding repair .....	9	2 691	830	195	28
7694	Armature rewinding shops .....	4	876	274	68	15
7699	Repair shops and related services, n.e.c. .....	66	14 237	3 598	790	163
<b>78, 79, 84</b>	<b>Amusement and recreation services, including motion pictures and museums</b> .....	<b>245</b>	<b>172 373</b>	<b>35 295</b>	<b>5 242</b>	<b>2 198</b>
781, 2	Motion picture production, distribution, and services .....	5	1 078	219	37	6
783	Motion picture theaters .....	10	8 949	1 104	295	196
7832	Motion picture theaters, except drive-in .....	10	8 949	1 104	295	196
7833	Drive-in motion picture theaters .....	—	—	—	—	—
784	Video tape rental .....	46	10 227	1 660	394	196
792	Theatrical producers (except motion picture), bands, orchestras, and entertainers .....	9	1 699	541	81	25
7922	Theatrical producers (except motion picture) and miscellaneous theatrical services .....	5	1 034	385	56	16
7929	Bands, orchestras, actors, and other entertainers and entertainment groups .....	4	665	156	25	9
793	Bowling centers .....	5	3 979	1 974	1 459	523
79 ex. 792, 3; 84	Commercial sports and other amusement and recreation services, including museums .....	170	146 441	29 797	2 976	1 252
794	Commercial sports .....	4	(D)	(D)	(D)	BB
7941	Professional sports clubs, managers, promoters .....	—	—	—	—	—
7948	Racing, including track operation .....	4	(D)	(D)	(D)	BB
79 ex. 792, 3, 4; 84	Other amusement and recreation services, including museums .....	166	(D)	(D)	(D)	GG
791	Dance studios, schools, and halls .....	14	1 376	332	82	57
7991	Physical fitness facilities .....	24	8 231	2 234	489	294
7992	Public golf courses .....	1	(D)	(D)	(D)	AA
7993	Coin-operated amusement devices .....	26	9 596	1 592	203	128
7996	Amusement parks .....	7	(D)	(D)	(D)	EE
7997	Membership sports and recreation clubs .....	11	3 946	1 154	187	91
7999, 84	Amusement and recreation services, including museums, n.e.c. .....	83	(D)	(D)	(D)	EE
7999 pt.	Concession operators of amusement devices and rides .....	14	(D)	(D)	(D)	AA
7999 pt.	Carnivals, circuses, and fairs .....	2	(D)	(D)	(D)	BB
7999 pt., 84	Other recreation and amusements, including museums .....	67	(D)	(D)	(D)	EE

**Table 6. Summary Statistics for Firms Subject to Federal Income Tax for Counties With 350 Establishments or More: 1992 — Con.**

[Includes only establishments with payroll. For meaning of abbreviations and symbols, see introductory text. For explanation of terms and comparability of 1987 and 1992 censuses, see appendix A. For information on geographic areas followed by ▲, see appendix F]

SIC code	Geographic area and kind of business or operation	Establishments (number)	Receipts (\$1,000)	Annual payroll (\$1,000)	First-quarter payroll (\$1,000)	Paid employees for pay period including March 12 (number)
<b>OCEAN COUNTY — Con.</b>						
<b>80</b>	<b>Health services</b> -----	<b>842</b>	<b>582 040</b>	<b>233 506</b>	<b>48 894</b>	<b>8 360</b>
801	Offices and clinics of doctors of medicine -----	364	229 228	106 405	19 380	2 071
8011 pt.	Offices of doctors of medicine -----	359	224 884	103 435	18 683	2 000
8011 pt.	General medical clinics -----	5	4 344	2 970	697	71
802	Offices and clinics of dentists -----	185	61 952	23 224	5 205	857
803	Offices and clinics of doctors of osteopathy -----	10	(D)	(D)	(D)	CC
804	Offices and clinics of other health practitioners -----	191	49 902	13 009	2 674	624
8041	Offices and clinics of chiropractors -----	93	20 185	4 345	912	264
8042	Offices and clinics of optometrists -----	33	7 490	1 933	452	106
8043	Offices and clinics of podiatrists -----	27	5 465	1 471	358	77
8049	Offices and clinics of health practitioners, n.e.c. -----	38	16 762	5 260	952	177
805	Nursing and personal care facilities -----	25	141 099	59 890	14 640	3 460
8051	Skilled nursing care facilities -----	23	(D)	(D)	(D)	HH
8052	Intermediate care facilities -----	1	(D)	(D)	(D)	BB
8059	Nursing and personal care facilities, n.e.c. -----	1	(D)	(D)	(D)	AA
806	Hospitals -----	1	(D)	(D)	(D)	FF
8062	General medical and surgical hospitals -----	—	—	—	—	—
8063, 9	Specialty hospitals -----	1	(D)	(D)	(D)	FF
807, 8, 9	Other health services -----	66	(D)	(D)	(D)	FF
807	Medical and dental laboratories -----	34	30 574	9 592	1 976	317
8071	Medical laboratories -----	20	26 255	7 514	1 499	225
8072	Dental laboratories -----	14	4 319	2 078	477	92
808	Home health care services -----	13	6 861	3 573	933	313
809	Miscellaneous health and allied services, n.e.c. -----	19	(D)	(D)	(D)	BB
8092	Kidney dialysis centers -----	—	—	—	—	—
8093	Specialty outpatient facilities, n.e.c. -----	12	3 760	2 117	371	52
8099	Health and allied services, n.e.c. -----	7	(D)	(D)	(D)	BB
<b>81</b>	<b>Legal services</b> -----	<b>227</b>	<b>85 560</b>	<b>34 821</b>	<b>8 033</b>	<b>1 056</b>
<b>823, 4, 9</b>	<b>Selected educational services</b> -----	<b>16</b>	<b>5 619</b>	<b>1 787</b>	<b>359</b>	<b>103</b>
823	Libraries -----	1	(D)	(D)	(D)	AA
824	Vocational schools -----	4	3 350	1 155	203	45
829	Schools and educational services, n.e.c. -----	11	(D)	(D)	(D)	BB
<b>83</b>	<b>Social services</b> -----	<b>64</b>	<b>19 047</b>	<b>8 157</b>	<b>1 748</b>	<b>608</b>
835	Child day care services -----	36	6 894	3 198	618	272
832, 3, 6, 9	Other social services -----	28	12 153	4 959	1 130	336
<b>87 ex. 8733</b>	<b>Engineering, accounting, research, management, and related services (except noncommercial research organizations)</b> -----	<b>288</b>	<b>111 256</b>	<b>44 923</b>	<b>10 587</b>	<b>1 784</b>
871	Engineering, architectural, and surveying services -----	103	41 428	21 358	5 154	599
8711	Engineering services -----	46	29 915	15 908	4 042	418
8712	Architectural services -----	27	4 171	1 148	288	55
8713	Surveying services -----	30	7 342	4 302	824	126
872	Accounting, auditing, and bookkeeping services -----	100	(D)	(D)	(D)	EE
873 ex. 8733	Research, development, and testing services (except noncommercial research organizations) -----	10	(D)	(D)	(D)	FF
8731	Commercial physical and biological research -----	1	(D)	(D)	(D)	BB
8732	Commercial economic, sociological, and educational research -----	2	(D)	(D)	(D)	EE
8734	Testing laboratories -----	7	(D)	(D)	(D)	BB
874	Management and public relations services -----	75	26 746	6 869	1 335	280
8741	Management services -----	16	3 469	1 394	473	69
8742	Management consulting services -----	48	20 771	4 779	709	185
8743	Public relations services -----	3	924	213	55	9
8744	Facilities support management services -----	—	—	—	—	—
8748	Business consulting services, n.e.c. -----	8	1 582	483	98	17
<b>89</b>	<b>Services, n.e.c.</b> -----	<b>20</b>	<b>4 242</b>	<b>1 292</b>	<b>304</b>	<b>45</b>
<b>PASSAIC COUNTY</b>						
	<b>Total</b> -----	<b>3 363</b>	<b>1 943 808</b>	<b>690 875</b>	<b>156 362</b>	<b>29 846</b>
<b>70 ex. 704</b>	<b>Hotels, rooming houses, camps, and other lodging places (except membership lodging)</b> -----	<b>20</b>	<b>20 282</b>	<b>6 355</b>	<b>1 576</b>	<b>578</b>
7011	Hotels and motels -----	16	20 018	6 322	1 569	571
7011 pt.	Hotels -----	11	11 609	4 043	969	372
7011 pt.	Hotels, 25 guestrooms or more -----	10	(D)	(D)	(D)	EE
7011 pt.	Hotels, less than 25 guestrooms -----	1	(D)	(D)	(D)	AA
7011 pt.	Motels, motor hotels, and tourist courts -----	5	8 409	2 279	600	199
7011 pt.	Motels, tourist courts -----	1	(D)	(D)	(D)	BB
7011 pt.	Motor hotels -----	4	(D)	(D)	(D)	CC
702, 3	Other lodging places -----	4	264	33	7	7
702	Rooming and boarding houses -----	4	264	33	7	7
703	Camps and recreational vehicle parks -----	—	—	—	—	—

**Table 6. Summary Statistics for Firms Subject to Federal Income Tax for Counties With 350 Establishments or More: 1992 — Con.**

[Includes only establishments with payroll. For meaning of abbreviations and symbols, see introductory text. For explanation of terms and comparability of 1987 and 1992 censuses, see appendix A. For information on geographic areas followed by ▲, see appendix F]

SIC code	Geographic area and kind of business or operation	Establishments (number)	Receipts (\$1,000)	Annual payroll (\$1,000)	First-quarter payroll (\$1,000)	Paid employees for pay period including March 12 (number)
<b>PASSAIC COUNTY—Con.</b>						
<b>72</b>	<b>Personal services -----</b>	<b>387</b>	<b>81 059</b>	<b>26 560</b>	<b>6 781</b>	<b>2 794</b>
721	Laundry, cleaning, and garment services -----	125	32 755	11 356	2 776	944
7211	Power laundries, family and commercial* -----	7	3 861	1 920	437	111
7213	Linen supply* -----	7	7 786	2 847	690	171
7215	Coin-operated laundries and drycleaning -----	35	4 301	1 102	255	122
7216	Drycleaning plants, except rug cleaning* -----	56	14 455	4 694	1 230	442
7217	Carpet and upholstery cleaning -----	5	539	252	59	16
7218	Industrial launderers* -----	1	(D)	(D)	(D)	AA
7212, 9	Other laundry, cleaning, and garment services* -----	14	(D)	(D)	(D)	BB
7212	Garment pressing, and agents for laundries and drycleaners -----	6	550	104	27	8
7219	Laundry and garment services, n.e.c.* -----	8	(D)	(D)	(D)	BB
722	Photographic studios, portrait -----	9	2 043	383	81	33
723, 4	Beauty and barber shops -----	193	17 632	6 328	1 502	665
723	Beauty shops -----	171	16 140	5 742	1 372	612
724	Barber shops -----	22	1 492	586	130	53
725	Shoe repair shops and shoeshine parlors -----	4	353	89	27	11
726	Funeral service and crematories -----	29	15 725	3 284	711	116
729	Miscellaneous personal services -----	27	12 551	5 120	1 684	1 025
7291	Tax return preparation services -----	5	(D)	(D)	(D)	FF
7299	Miscellaneous personal services, n.e.c. -----	22	(D)	(D)	(D)	CC
<b>73</b>	<b>Business services -----</b>	<b>662</b>	<b>522 150</b>	<b>212 657</b>	<b>49 612</b>	<b>12 130</b>
731	Advertising -----	44	66 341	14 627	3 421	477
7311	Advertising agencies -----	30	32 809	10 263	2 280	222
7312	Outdoor advertising services -----	1	(D)	(D)	(D)	AA
7313	Radio, television, publishers' advertising representatives -----	4	(D)	(D)	(D)	BB
7319	Advertising, n.e.c. -----	9	(D)	(D)	(D)	CC
732	Consumer credit reporting agencies, mercantile reporting agencies, and adjustment and collection agencies -----	16	10 690	4 803	1 017	200
7322	Adjustment and collection services -----	13	7 366	3 304	727	139
7323	Credit reporting services -----	3	3 324	1 499	290	61
733	Mailing, reproduction, commercial art and photography, and stenographic services -----	55	37 705	13 803	2 967	492
7331	Direct mail advertising services -----	10	14 364	5 405	1 219	253
7334	Photocopying and duplicating services -----	4	(D)	(D)	(D)	BB
7335, 6	Commercial photography, art, and graphics -----	34	19 917	7 170	1 503	188
7335	Commercial photography -----	13	3 131	1 134	233	33
7336	Commercial art and graphic design -----	21	16 786	6 036	1 270	155
7338	Secretarial and court reporting services -----	7	(D)	(D)	(D)	BB
734	Services to dwellings and other buildings -----	126	23 413	11 406	2 432	974
7342	Disinfecting and pest control services -----	24	3 084	1 201	214	46
7349	Building cleaning and maintenance services, n.e.c. -----	102	20 329	10 205	2 218	928
735	Miscellaneous equipment rental and leasing -----	34	16 434	6 944	1 461	263
7352	Medical equipment rental and leasing -----	-	-	-	-	-
7353	Heavy construction equipment rental and leasing -----	11	4 085	2 027	463	57
7359	Equipment rental and leasing, n.e.c. -----	23	12 349	4 917	998	206
736	Personnel supply services -----	65	54 130	39 915	9 333	3 308
7361	Employment agencies -----	31	7 216	4 108	906	317
7363	Help supply services -----	34	46 914	35 807	8 427	2 991
7363 pt.	Temporary help supply -----	29	29 483	21 991	5 250	2 036
7363 pt.	Help supply, except temporary -----	5	17 431	13 816	3 177	955
737	Computer programming, data processing, and other computer related services -----	148	138 116	50 635	12 560	1 336
7371, 2, 3	Computer programming, prepackaged software, and integrated systems -----	87	56 820	19 763	4 760	362
7371	Computer programming services -----	67	19 062	9 397	2 074	210
7372	Prepackaged software -----	12	(D)	(D)	(D)	BB
7373	Computer integrated systems -----	8	(D)	(D)	(D)	BB
7374, 5, 6	Data processing services -----	23	61 361	21 845	5 714	786
7374, 5	Computer processing, information retrieval -----	20	(D)	(D)	(D)	FF
7376	Computer facilities management services -----	3	(D)	(D)	(D)	AA
7377, 8, 9	Computer rental and leasing, maintenance, and related services, n.e.c. -----	38	19 935	9 027	2 086	188
7377	Computer rental and leasing -----	2	(D)	(D)	(D)	AA
7378	Computer maintenance and repair -----	11	9 939	4 150	983	83
7379	Computer related services, n.e.c. -----	25	(D)	(D)	(D)	CC
738	Miscellaneous business services -----	174	175 321	70 524	16 421	5 080
7381, 2	Detective agencies and protective services -----	32	22 832	14 346	3 556	1 013
7381	Detective, guard, and armored car services -----	22	16 631	11 939	2 966	920
7382	Security systems services -----	10	6 201	2 407	590	93
7383	News syndicates -----	1	(D)	(D)	(D)	AA
7384	Photofinishing laboratories* -----	17	19 862	8 748	1 596	320
7389	Business services, n.e.c. -----	124	(D)	(D)	(D)	HH
7389 pt.	Sign painting shops -----	2	(D)	(D)	(D)	AA
7389 pt.	Interior designing -----	10	4 724	1 669	371	65
7389 pt.	Telephone answering services -----	6	967	532	130	48
7389 pt.	Other business services -----	106	(D)	(D)	(D)	HH

**Table 6. Summary Statistics for Firms Subject to Federal Income Tax for Counties With 350 Establishments or More: 1992 — Con.**

[Includes only establishments with payroll. For meaning of abbreviations and symbols, see introductory text. For explanation of terms and comparability of 1987 and 1992 censuses, see appendix A. For information on geographic areas followed by ▲, see appendix F]

SIC code	Geographic area and kind of business or operation	Establishments (number)	Receipts (\$1,000)	Annual payroll (\$1,000)	First-quarter payroll (\$1,000)	Paid employees for pay period including March 12 (number)
<b>PASSAIC COUNTY—Con.</b>						
<b>75</b>	<b>Automotive repair, services, and parking</b> .....	<b>317</b>	<b>91 685</b>	<b>24 540</b>	<b>6 026</b>	<b>1 157</b>
751	Automotive rental and leasing, without drivers .....	15	7 540	1 177	248	51
7513	Truck rental and leasing, without drivers .....	7	(D)	(D)	(D)	BB
7514, 5	Passenger car rental and leasing .....	8	(D)	(D)	(D)	BB
7514	Passenger car rental .....	6	(D)	(D)	(D)	AA
7515	Passenger car leasing .....	2	(D)	(D)	(D)	AA
7519	Utility trailer and recreational vehicle rental .....	—	—	—	—	—
752	Automobile parking .....	4	(D)	(D)	(D)	AA
753	Automotive repair shops .....	260	75 350	20 567	5 132	928
7532	Top, body, and upholstery repair shops and paint shops .....	86	32 271	8 943	2 244	387
7532 pt.	Top and body repair shops .....	83	(D)	(D)	(D)	EE
7532 pt.	Paint shops .....	3	(D)	(D)	(D)	BB
7538	General automotive repair shops .....	116	23 845	5 593	1 456	304
7538 pt.	General automotive repair shops, except diesel .....	102	19 479	4 374	1 108	251
7538 pt.	Diesel repair shops .....	14	4 366	1 219	348	53
7533, 4, 6, 7, 9	Other automotive repair shops .....	58	19 234	6 031	1 432	237
7533	Automotive exhaust system repair shops .....	8	3 140	935	226	36
7534	Tire retreading and repair shops .....	2	(D)	(D)	(D)	AA
7536	Automotive glass replacement shops .....	7	4 316	1 290	335	41
7537	Automotive transmission repair shops .....	20	5 247	1 945	436	70
7539	Automotive repair shops, n.e.c. .....	21	(D)	(D)	(D)	BB
7539 pt.	Radiator repair .....	3	(D)	(D)	(D)	AA
7539 pt.	Brake, front end, and wheel alignment .....	10	2 360	615	137	30
7539 pt.	Automotive electrical and fuel system services .....	5	1 710	545	134	33
7539 pt.	Other automotive repair shops, n.e.c. .....	3	(D)	(D)	(D)	AA
754	Automotive services, except repair .....	38	(D)	(D)	(D)	CC
7542	Carwashes .....	25	4 742	1 453	320	122
7549	Automotive services, except repair and carwashes .....	13	(D)	(D)	(D)	BB
<b>76</b>	<b>Miscellaneous repair services</b> .....	<b>153</b>	<b>71 484</b>	<b>21 625</b>	<b>5 307</b>	<b>820</b>
762	Electrical repair shops .....	31	20 784	6 056	1 513	215
7622	Radio and television repair shops .....	7	1 454	346	74	20
7623, 9	Other electrical and electronic repair shops .....	24	19 330	5 710	1 439	195
7623	Refrigeration and air-conditioning service and repair shops .....	9	3 825	1 490	326	46
7629	Electrical and electronic repair shops, n.e.c. .....	15	15 505	4 220	1 113	149
763	Watch, clock, and jewelry repair .....	—	—	—	—	—
764	Reupholstery and furniture repair .....	14	2 856	946	339	67
769	Miscellaneous repair and related services .....	108	47 844	14 623	3 455	538
7692	Welding repair .....	10	6 274	1 731	430	56
7694	Armature rewinding shops .....	7	5 617	1 922	373	61
7699	Repair shops and related services, n.e.c. .....	91	35 953	10 970	2 652	421
<b>78, 79, 84</b>	<b>Amusement and recreation services, including motion pictures and museums</b> .....	<b>149</b>	<b>80 465</b>	<b>19 125</b>	<b>3 875</b>	<b>1 215</b>
781, 2	Motion picture production, distribution, and services .....	12	10 962	4 093	830	185
783	Motion picture theaters .....	9	10 744	1 722	431	230
7832	Motion picture theaters, except drive-in .....	9	10 744	1 722	431	230
7833	Drive-in motion picture theaters .....	—	—	—	—	—
784	Video tape rental .....	20	5 220	793	178	81
792	Theatrical producers (except motion picture), bands, orchestras, and entertainers .....	15	3 964	1 018	175	41
7922	Theatrical producers (except motion picture) and miscellaneous theatrical services .....	9	3 480	893	149	22
7929	Bands, orchestras, actors, and other entertainers and entertainment groups .....	6	484	125	26	19
793	Bowling centers .....	7	3 223	869	230	77
79 ex. 792, 3; 84	Commercial sports and other amusement and recreation services, including museums .....	86	46 352	10 630	2 031	601
794	Commercial sports .....	4	(D)	(D)	(D)	AA
7941	Professional sports clubs, managers, promoters .....	3	(D)	(D)	(D)	AA
7948	Racing, including track operation .....	1	(D)	(D)	(D)	AA
79 ex. 792, 3, 4; 84	Other amusement and recreation services, including museums .....	82	(D)	(D)	(D)	FF
791	Dance studios, schools, and halls .....	14	2 139	480	133	71
7991	Physical fitness facilities .....	12	5 245	978	238	99
7992	Public golf courses .....	—	—	—	—	—
7993	Coin-operated amusement devices .....	14	6 309	1 368	437	74
7996	Amusement parks .....	—	—	—	—	—
7997	Membership sports and recreation clubs .....	11	7 057	2 204	317	80
7999, 84	Amusement and recreation services, including museums, n.e.c. .....	31	(D)	(D)	(D)	EE
7999 pt.	Concession operators of amusement devices and rides .....	6	3 183	830	199	44
7999 pt.	Carnivals, circuses, and fairs .....	—	—	—	—	—
7999 pt., 84	Other recreation and amusements, including museums .....	25	(D)	(D)	(D)	CC

**Table 6. Summary Statistics for Firms Subject to Federal Income Tax for Counties With 350 Establishments or More: 1992 — Con.**

[Includes only establishments with payroll. For meaning of abbreviations and symbols, see introductory text. For explanation of terms and comparability of 1987 and 1992 censuses, see appendix A. For information on geographic areas followed by ▲, see appendix F]

SIC code	Geographic area and kind of business or operation	Establishments (number)	Receipts (\$1,000)	Annual payroll (\$1,000)	First-quarter payroll (\$1,000)	Paid employees for pay period including March 12 (number)
<b>PASSAIC COUNTY—Con.</b>						
<b>80</b>	<b>Health services -----</b>	<b>895</b>	<b>582 427</b>	<b>224 410</b>	<b>46 373</b>	<b>6 347</b>
801	Offices and clinics of doctors of medicine -----	446	249 865	113 208	21 993	2 087
8011 pt.	Offices of doctors of medicine -----	443	248 474	112 467	21 845	2 051
8011 pt.	General medical clinics -----	3	1 391	741	148	36
802	Offices and clinics of dentists -----	194	74 000	31 241	6 990	1 104
803	Offices and clinics of doctors of osteopathy -----	11	5 099	2 341	506	60
804	Offices and clinics of other health practitioners -----	154	67 951	17 584	3 794	681
8041	Offices and clinics of chiropractors -----	75	36 725	5 966	1 300	290
8042	Offices and clinics of optometrists -----	29	11 312	3 006	628	155
8043	Offices and clinics of podiatrists -----	23	5 378	1 692	394	62
8049	Offices and clinics of health practitioners, n.e.c. -----	27	14 536	6 920	1 472	174
805	Nursing and personal care facilities -----	15	73 205	34 287	7 901	1 563
8051	Skilled nursing care facilities -----	15	73 205	34 287	7 901	1 563
8052	Intermediate care facilities -----	—	—	—	—	—
8059	Nursing and personal care facilities, n.e.c. -----	—	—	—	—	—
806	Hospitals -----	—	—	—	—	—
8062	General medical and surgical hospitals -----	—	—	—	—	—
8063, 9	Specialty hospitals -----	—	—	—	—	—
807, 8, 9	Other health services -----	75	112 307	25 749	5 189	852
807	Medical and dental laboratories -----	44	45 530	9 348	1 662	318
8071	Medical laboratories -----	25	41 460	7 611	1 264	245
8072	Dental laboratories -----	19	4 070	1 737	398	73
808	Home health care services -----	10	54 269	11 301	2 304	385
809	Miscellaneous health and allied services, n.e.c. -----	21	12 508	5 100	1 223	149
8092	Kidney dialysis centers -----	—	—	—	—	—
8093	Specialty outpatient facilities, n.e.c. -----	16	6 031	2 830	641	80
8099	Health and allied services, n.e.c. -----	5	6 477	2 270	582	69
<b>81</b>	<b>Legal services -----</b>	<b>302</b>	<b>115 378</b>	<b>36 137</b>	<b>8 508</b>	<b>1 238</b>
<b>823, 4, 9</b>	<b>Selected educational services -----</b>	<b>25</b>	<b>26 161</b>	<b>4 336</b>	<b>971</b>	<b>210</b>
823	Libraries -----	1	(D)	(D)	(D)	AA
824	Vocational schools -----	12	24 439	3 790	885	167
829	Schools and educational services, n.e.c. -----	12	(D)	(D)	(D)	BB
<b>83</b>	<b>Social services -----</b>	<b>53</b>	<b>9 015</b>	<b>4 717</b>	<b>1 081</b>	<b>395</b>
835	Child day care services -----	37	5 908	3 247	776	321
832, 3, 6, 9	Other social services -----	16	3 107	1 470	305	74
<b>87 ex. 8733</b>	<b>Engineering, accounting, research, management, and related services (except noncommercial research organizations) -----</b>	<b>384</b>	<b>334 248</b>	<b>106 491</b>	<b>25 594</b>	<b>2 848</b>
871	Engineering, architectural, and surveying services -----	106	69 224	27 686	6 485	684
8711	Engineering services -----	69	56 650	22 640	5 327	534
8712	Architectural services -----	22	6 647	2 231	482	66
8713	Surveying services -----	15	5 927	2 815	676	84
872	Accounting, auditing, and bookkeeping services -----	125	48 367	17 341	3 991	600
873 ex. 8733	Research, development, and testing services (except noncommercial research organizations) -----	27	139 282	30 256	8 487	814
8731	Commercial physical and biological research -----	3	(D)	(D)	(D)	BB
8732	Commercial economic, sociological, and educational research -----	12	(D)	(D)	(D)	FF
8734	Testing laboratories -----	12	(D)	(D)	(D)	CC
874	Management and public relations services -----	126	77 375	31 208	6 631	750
8741	Management services -----	44	39 725	15 121	3 242	335
8742	Management consulting services -----	60	23 038	8 810	1 872	179
8743	Public relations services -----	7	(D)	(D)	(D)	BB
8744	Facilities support management services -----	1	(D)	(D)	(D)	BB
8748	Business consulting services, n.e.c. -----	14	9 911	4 945	968	156
<b>89</b>	<b>Services, n.e.c. -----</b>	<b>16</b>	<b>9 454</b>	<b>3 922</b>	<b>658</b>	<b>114</b>
<b>SOMERSET COUNTY</b>						
	<b>Total -----</b>	<b>2 652</b>	<b>2 412 762</b>	<b>909 932</b>	<b>214 388</b>	<b>29 166</b>
<b>70 ex. 704</b>	<b>Hotels, rooming houses, camps, and other lodging places (except membership lodging) -----</b>	<b>26</b>	<b>(D)</b>	<b>(D)</b>	<b>(D)</b>	<b>GG</b>
7011	Hotels and motels -----	24	47 661	16 026	3 734	1 172
7011 pt.	Hotels -----	15	(D)	(D)	(D)	GG
7011 pt.	Hotels, 25 guestrooms or more -----	15	(D)	(D)	(D)	GG
7011 pt.	Hotels, less than 25 guestrooms -----	—	—	—	—	—
7011 pt.	Motels, motor hotels, and tourist courts -----	9	(D)	(D)	(D)	BB
7011 pt.	Motels, tourist courts -----	7	(D)	(D)	(D)	BB
7011 pt.	Motor hotels -----	2	(D)	(D)	(D)	BB
702, 3	Other lodging places -----	2	(D)	(D)	(D)	AA
702	Rooming and boarding houses -----	2	(D)	(D)	(D)	AA
703	Camps and recreational vehicle parks -----	—	—	—	—	—

**Table 6. Summary Statistics for Firms Subject to Federal Income Tax for Counties With 350 Establishments or More: 1992 — Con.**

[Includes only establishments with payroll. For meaning of abbreviations and symbols, see introductory text. For explanation of terms and comparability of 1987 and 1992 censuses, see appendix A. For information on geographic areas followed by ▲, see appendix F]

SIC code	Geographic area and kind of business or operation	Establishments (number)	Receipts (\$1,000)	Annual payroll (\$1,000)	First-quarter payroll (\$1,000)	Paid employees for pay period including March 12 (number)
<b>SOMERSET COUNTY—Con.</b>						
<b>72</b>	<b>Personal services</b> .....	<b>265</b>	<b>53 480</b>	<b>18 401</b>	<b>4 744</b>	<b>1 554</b>
721	Laundry, cleaning, and garment services .....	65	12 859	3 958	903	286
7211	Power laundries, family and commercial* .....	4	(D)	(D)	(D)	BB
7213	Linen supply* .....	1	(D)	(D)	(D)	AA
7215	Coin-operated laundries and drycleaning .....	16	2 434	538	119	50
7216	Drycleaning plants, except rug cleaning* .....	31	7 048	2 294	534	153
7217	Carpet and upholstery cleaning .....	4	(D)	(D)	(D)	AA
7218	Industrial launderers* .....	—	—	—	—	—
7212, 9	Other laundry, cleaning, and garment services* .....	9	(D)	(D)	(D)	BB
7212	Garment pressing, and agents for laundries and drycleaners .....	3	(D)	(D)	(D)	AA
7219	Laundry and garment services, n.e.c.* .....	6	(D)	(D)	(D)	BB
722	Photographic studios, portrait .....	7	956	253	43	16
723, 4	Beauty and barber shops .....	154	19 635	8 265	1 922	684
723	Beauty shops .....	144	18 843	7 935	1 841	656
724	Barber shops .....	10	792	330	81	28
725	Shoe repair shops and shoeshine parlors .....	2	(D)	(D)	(D)	AA
726	Funeral service and crematories .....	13	5 985	1 716	340	47
729	Miscellaneous personal services .....	24	(D)	(D)	(D)	FF
7291	Tax return preparation services .....	4	(D)	(D)	(D)	EE
7299	Miscellaneous personal services, n.e.c. ....	20	(D)	(D)	(D)	CC
<b>73</b>	<b>Business services</b> .....	<b>628</b>	<b>1 067 910</b>	<b>399 772</b>	<b>99 424</b>	<b>12 350</b>
731	Advertising .....	41	44 638	11 127	2 669	329
7311	Advertising agencies .....	36	(D)	(D)	(D)	CC
7312	Outdoor advertising services .....	—	—	—	—	—
7313	Radio, television, publishers' advertising representatives .....	4	(D)	(D)	(D)	CC
7319	Advertising, n.e.c. ....	1	(D)	(D)	(D)	AA
732	Consumer credit reporting agencies, mercantile reporting agencies, and adjustment and collection agencies .....	10	(D)	(D)	(D)	BB
7322	Adjustment and collection services .....	8	(D)	(D)	(D)	BB
7323	Credit reporting services .....	2	(D)	(D)	(D)	BB
733	Mailing, reproduction, commercial art and photography, and stenographic services .....	58	58 894	9 715	1 883	275
7331	Direct mail advertising services .....	12	36 947	5 366	920	127
7334	Photocopying and duplicating services .....	4	(D)	(D)	(D)	AA
7335, 6	Commercial photography, art, and graphics .....	33	(D)	(D)	(D)	CC
7335	Commercial photography .....	5	(D)	(D)	(D)	BB
7336	Commercial art and graphic design .....	28	(D)	(D)	(D)	BB
7338	Secretarial and court reporting services .....	9	(D)	(D)	(D)	BB
734	Services to dwellings and other buildings .....	67	17 405	8 837	1 964	951
7342	Disinfecting and pest control services .....	11	(D)	(D)	(D)	BB
7349	Building cleaning and maintenance services, n.e.c. ....	56	(D)	(D)	(D)	FF
735	Miscellaneous equipment rental and leasing .....	21	(D)	(D)	(D)	CC
7352	Medical equipment rental and leasing .....	2	(D)	(D)	(D)	AA
7353	Heavy construction equipment rental and leasing .....	2	(D)	(D)	(D)	BB
7359	Equipment rental and leasing, n.e.c. ....	17	(D)	(D)	(D)	CC
736	Personnel supply services .....	51	94 812	70 177	15 243	3 168
7361	Employment agencies .....	23	7 736	4 174	1 010	334
7363	Help supply services .....	28	87 076	66 003	14 233	2 834
7363 pt.	Temporary help supply .....	20	37 766	29 786	7 051	1 309
7363 pt.	Help supply, except temporary .....	8	49 310	36 217	7 182	1 525
737	Computer programming, data processing, and other computer related services .....	286	712 546	240 676	64 275	4 625
7371, 2, 3	Computer programming, prepackaged software, and integrated systems .....	172	410 199	155 397	41 476	2 627
7371	Computer programming services .....	135	164 672	93 325	20 458	1 569
7372	Prepackaged software .....	22	(D)	(D)	(D)	EE
7373	Computer integrated systems .....	15	(D)	(D)	(D)	FF
7374, 5, 6	Data processing services .....	30	239 526	52 580	14 571	1 426
7374, 5	Computer processing, information retrieval .....	29	(D)	(D)	(D)	GG
7376	Computer facilities management services .....	1	(D)	(D)	(D)	BB
7377, 8, 9	Computer rental and leasing, maintenance, and related services, n.e.c. ....	84	62 821	32 699	8 228	572
7377	Computer rental and leasing .....	2	(D)	(D)	(D)	AA
7378	Computer maintenance and repair .....	10	(D)	(D)	(D)	BB
7379	Computer related services, n.e.c. ....	72	(D)	(D)	(D)	FF
738	Miscellaneous business services .....	94	(D)	(D)	(D)	HH
7381, 2	Detective agencies and protective services .....	19	43 956	29 195	6 335	1 944
7381	Detective, guard, and armored car services .....	11	39 753	27 749	5 964	1 886
7382	Security systems services .....	8	4 203	1 446	371	58
7383	News syndicates .....	—	—	—	—	—
7384	Photofinishing laboratories* .....	13	(D)	(D)	(D)	BB
7389	Business services, n.e.c. ....	62	(D)	(D)	(D)	FF
7389 pt.	Sign painting shops .....	1	(D)	(D)	(D)	AA
7389 pt.	Interior designing .....	8	3 636	766	257	38
7389 pt.	Telephone answering services .....	4	(D)	(D)	(D)	BB
7389 pt.	Other business services .....	49	(D)	(D)	(D)	FF

**Table 6. Summary Statistics for Firms Subject to Federal Income Tax for Counties With 350 Establishments or More: 1992 — Con.**

[Includes only establishments with payroll. For meaning of abbreviations and symbols, see introductory text. For explanation of terms and comparability of 1987 and 1992 censuses, see appendix A. For information on geographic areas followed by ▲, see appendix F]

SIC code	Geographic area and kind of business or operation	Establishments (number)	Receipts (\$1,000)	Annual payroll (\$1,000)	First-quarter payroll (\$1,000)	Paid employees for pay period including March 12 (number)
<b>SOMERSET COUNTY—Con.</b>						
<b>75</b>	<b>Automotive repair, services, and parking</b> .....	<b>146</b>	<b>57 124</b>	<b>14 275</b>	<b>3 350</b>	<b>663</b>
751	Automotive rental and leasing, without drivers .....	10	7 424	1 081	255	73
7513	Truck rental and leasing, without drivers .....	1	(D)	(D)	(D)	AA
7514, 5	Passenger car rental and leasing .....	9	(D)	(D)	(D)	BB
7514	Passenger car rental .....	7	(D)	(D)	(D)	BB
7515	Passenger car leasing .....	2	(D)	(D)	(D)	BB
7519	Utility trailer and recreational vehicle rental .....	—	—	—	—	—
752	Automobile parking .....	1	(D)	(D)	(D)	AA
753	Automotive repair shops .....	109	(D)	(D)	(D)	EE
7532	Top, body, and upholstery repair shops and paint shops .....	36	17 722	5 277	1 295	194
7532 pt.	Top and body repair shops .....	35	(D)	(D)	(D)	CC
7532 pt.	Paint shops .....	1	(D)	(D)	(D)	AA
7538	General automotive repair shops .....	51	15 747	3 248	740	147
7538 pt.	General automotive repair shops, except diesel .....	46	14 371	2 941	668	134
7538 pt.	Diesel repair shops .....	5	1 376	307	72	13
7533, 4, 6, 7, 9	Other automotive repair shops .....	22	(D)	(D)	(D)	BB
7533	Automotive exhaust system repair shops .....	5	(D)	(D)	(D)	BB
7534	Tire retreading and repair shops .....	1	(D)	(D)	(D)	AA
7536	Automotive glass replacement shops .....	3	(D)	(D)	(D)	AA
7537	Automotive transmission repair shops .....	7	(D)	(D)	(D)	BB
7539	Automotive repair shops, n.e.c. ....	6	(D)	(D)	(D)	BB
7539 pt.	Radiator repair .....	1	(D)	(D)	(D)	AA
7539 pt.	Brake, front end, and wheel alignment .....	1	(D)	(D)	(D)	AA
7539 pt.	Automotive electrical and fuel system services .....	2	(D)	(D)	(D)	AA
7539 pt.	Other automotive repair shops, n.e.c. ....	2	(D)	(D)	(D)	AA
754	Automotive services, except repair .....	26	(D)	(D)	(D)	CC
7542	Carwashes .....	13	(D)	(D)	(D)	BB
7549	Automotive services, except repair and carwashes .....	13	(D)	(D)	(D)	BB
<b>76</b>	<b>Miscellaneous repair services</b> .....	<b>60</b>	<b>44 551</b>	<b>14 677</b>	<b>2 717</b>	<b>449</b>
762	Electrical repair shops .....	15	20 950	7 750	1 224	244
7622	Radio and television repair shops .....	5	(D)	(D)	(D)	AA
7623, 9	Other electrical and electronic repair shops .....	10	(D)	(D)	(D)	CC
7623	Refrigeration and air-conditioning service and repair shops .....	3	(D)	(D)	(D)	BB
7629	Electrical and electronic repair shops, n.e.c. ....	7	(D)	(D)	(D)	CC
763	Watch, clock, and jewelry repair .....	1	(D)	(D)	(D)	AA
764	Reupholstery and furniture repair .....	6	541	180	35	9
769	Miscellaneous repair and related services .....	38	(D)	(D)	(D)	CC
7692	Welding repair .....	2	(D)	(D)	(D)	AA
7694	Armature rewinding shops .....	1	(D)	(D)	(D)	BB
7699	Repair shops and related services, n.e.c. ....	35	(D)	(D)	(D)	CC
<b>78, 79, 84</b>	<b>Amusement and recreation services, including motion pictures and museums</b> .....	<b>124</b>	<b>106 389</b>	<b>19 212</b>	<b>4 073</b>	<b>1 166</b>
781, 2	Motion picture production, distribution, and services .....	14	(D)	(D)	(D)	CC
783	Motion picture theaters .....	9	(D)	(D)	(D)	CC
7832	Motion picture theaters, except drive-in .....	9	(D)	(D)	(D)	CC
7833	Drive-in motion picture theaters .....	—	—	—	—	—
784	Video tape rental .....	27	6 487	1 222	316	159
792	Theatrical producers (except motion picture), bands, orchestras, and entertainers .....	6	(D)	(D)	(D)	BB
7922	Theatrical producers (except motion picture) and miscellaneous theatrical services .....	2	(D)	(D)	(D)	AA
7929	Bands, orchestras, actors, and other entertainers and entertainment groups .....	4	448	77	39	6
793	Bowling centers .....	3	(D)	(D)	(D)	BB
79 ex. 792, 3, 4; 84	Commercial sports and other amusement and recreation services, including museums .....	65	45 668	12 138	2 217	616
794	Commercial sports .....	5	1 728	267	60	25
7941	Professional sports clubs, managers, promoters .....	1	(D)	(D)	(D)	AA
7948	Racing, including track operation .....	4	(D)	(D)	(D)	AA
79 ex. 792, 3, 4; 84	Other amusement and recreation services, including museums .....	60	43 940	11 871	2 157	591
791	Dance studios, schools, and halls .....	8	933	323	93	59
7991	Physical fitness facilities .....	14	(D)	(D)	(D)	CC
7992	Public golf courses .....	1	(D)	(D)	(D)	AA
7993	Coin-operated amusement devices .....	3	(D)	(D)	(D)	BB
7996	Amusement parks .....	—	—	—	—	—
7997	Membership sports and recreation clubs .....	13	23 021	5 435	957	254
7999, 84	Amusement and recreation services, including museums, n.e.c. ....	21	7 639	3 004	416	60
7999 pt.	Concession operators of amusement devices and rides .....	—	—	—	—	—
7999 pt.	Carnivals, circuses, and fairs .....	—	—	—	—	—
7999 pt., 84	Other recreation and amusements, including museums .....	21	7 639	3 004	416	60



**Table 6. Summary Statistics for Firms Subject to Federal Income Tax for Counties With 350 Establishments or More: 1992 — Con.**

[Includes only establishments with payroll. For meaning of abbreviations and symbols, see introductory text. For explanation of terms and comparability of 1987 and 1992 censuses, see appendix A. For information on geographic areas followed by ▲, see appendix F]

SIC code	Geographic area and kind of business or operation	Establishments (number)	Receipts (\$1,000)	Annual payroll (\$1,000)	First-quarter payroll (\$1,000)	Paid employees for pay period including March 12 (number)
<b>SOMERSET COUNTY — Con.</b>						
<b>80</b>	<b>Health services</b> .....	<b>624</b>	<b>423 763</b>	<b>181 898</b>	<b>39 907</b>	<b>5 750</b>
801	Offices and clinics of doctors of medicine .....	275	177 432	78 728	15 887	1 637
8011 pt.	Offices of doctors of medicine .....	271	(D)	(D)	(D)	GG
8011 pt.	General medical clinics .....	4	(D)	(D)	(D)	BB
802	Offices and clinics of dentists .....	178	61 655	21 981	5 039	856
803	Offices and clinics of doctors of osteopathy .....	5	(D)	(D)	(D)	BB
804	Offices and clinics of other health practitioners .....	115	34 465	13 201	2 917	498
8041	Offices and clinics of chiropractors .....	47	12 220	4 281	906	146
8042	Offices and clinics of optometrists .....	23	5 221	1 310	305	64
8043	Offices and clinics of podiatrists .....	15	2 774	698	166	32
8049	Offices and clinics of health practitioners, n.e.c. ....	30	14 250	6 912	1 540	256
805	Nursing and personal care facilities .....	10	44 977	20 821	4 903	1 020
8051	Skilled nursing care facilities .....	8	(D)	(D)	(D)	FF
8052	Intermediate care facilities .....	1	(D)	(D)	(D)	BB
8059	Nursing and personal care facilities, n.e.c. ....	1	(D)	(D)	(D)	BB
806	Hospitals .....	—	—	—	—	—
8062	General medical and surgical hospitals .....	—	—	—	—	—
8063, 9	Specialty hospitals .....	—	—	—	—	—
807, 8, 9	Other health services .....	41	(D)	(D)	(D)	GG
807	Medical and dental laboratories .....	21	(D)	(D)	(D)	GG
8071	Medical laboratories .....	11	(D)	(D)	(D)	GG
8072	Dental laboratories .....	10	(D)	(D)	(D)	BB
808	Home health care services .....	5	(D)	(D)	(D)	CC
809	Miscellaneous health and allied services, n.e.c. ....	15	(D)	(D)	(D)	BB
8092	Kidney dialysis centers .....	—	—	—	—	—
8093	Specialty outpatient facilities, n.e.c. ....	5	(D)	(D)	(D)	AA
8099	Health and allied services, n.e.c. ....	10	(D)	(D)	(D)	BB
<b>81</b>	<b>Legal services</b> .....	<b>184</b>	<b>112 149</b>	<b>45 179</b>	<b>10 053</b>	<b>1 053</b>
<b>823, 4, 9</b>	<b>Selected educational services</b> .....	<b>33</b>	<b>14 868</b>	<b>6 016</b>	<b>1 261</b>	<b>198</b>
823	Libraries .....	—	—	—	—	—
824	Vocational schools .....	11	(D)	(D)	(D)	BB
829	Schools and educational services, n.e.c. ....	22	(D)	(D)	(D)	CC
<b>83</b>	<b>Social services</b> .....	<b>48</b>	<b>18 033</b>	<b>8 549</b>	<b>2 091</b>	<b>522</b>
835	Child day care services .....	38	9 491	4 315	1 062	370
832, 3, 6, 9	Other social services .....	10	8 542	4 234	1 029	152
<b>87 ex. 8733</b>	<b>Engineering, accounting, research, management, and related services (except noncommercial research organizations)</b> .....	<b>472</b>	<b>449 174</b>	<b>178 807</b>	<b>41 391</b>	<b>4 128</b>
871	Engineering, architectural, and surveying services .....	146	(D)	(D)	(D)	GG
8711	Engineering services .....	112	(D)	(D)	(D)	GG
8712	Architectural services .....	20	(D)	(D)	(D)	CC
8713	Surveying services .....	14	(D)	(D)	(D)	BB
872	Accounting, auditing, and bookkeeping services .....	83	(D)	(D)	(D)	EE
873 ex. 8733	Research, development, and testing services (except noncommercial research organizations) .....	31	61 213	27 299	6 550	740
8731	Commercial physical and biological research .....	6	(D)	(D)	(D)	BB
8732	Commercial economic, sociological, and educational research .....	19	25 121	12 022	2 927	370
8734	Testing laboratories .....	6	(D)	(D)	(D)	EE
874	Management and public relations services .....	212	172 885	73 227	16 112	1 515
8741	Management services .....	44	64 675	29 246	6 629	685
8742	Management consulting services .....	118	92 881	37 695	8 535	711
8743	Public relations services .....	8	1 769	666	60	13
8744	Facilities support management services .....	—	—	—	—	—
8748	Business consulting services, n.e.c. ....	42	13 560	5 620	888	106
<b>89</b>	<b>Services, n.e.c.</b> .....	<b>42</b>	<b>(D)</b>	<b>(D)</b>	<b>(D)</b>	<b>CC</b>
<b>SUSSEX COUNTY</b>						
	<b>Total</b> .....	<b>913</b>	<b>323 271</b>	<b>127 014</b>	<b>27 619</b>	<b>6 192</b>
<b>70 ex. 704</b>	<b>Hotels, rooming houses, camps, and other lodging places (except membership lodging)</b> .....	<b>17</b>	<b>13 065</b>	<b>5 447</b>	<b>1 134</b>	<b>329</b>
7011	Hotels and motels .....	9	9 902	4 776	1 040	296
7011 pt.	Hotels .....	5	(D)	(D)	(D)	EE
7011 pt.	Motels, motor hotels, and tourist courts .....	4	(D)	(D)	(D)	BB
702, 3	Other lodging places .....	8	3 163	671	94	33

**Table 6. Summary Statistics for Firms Subject to Federal Income Tax for Counties With 350 Establishments or More: 1992 — Con.**

[Includes only establishments with payroll. For meaning of abbreviations and symbols, see introductory text. For explanation of terms and comparability of 1987 and 1992 censuses, see appendix A. For information on geographic areas followed by ▲, see appendix F]

SIC code	Geographic area and kind of business or operation	Establishments (number)	Receipts (\$1,000)	Annual payroll (\$1,000)	First-quarter payroll (\$1,000)	Paid employees for pay period including March 12 (number)
<b>SUSSEX COUNTY—Con.</b>						
<b>72</b>	<b>Personal services</b> .....	<b>83</b>	<b>12 084</b>	<b>4 374</b>	<b>1 019</b>	<b>404</b>
721	Laundry, cleaning, and garment services .....	20	4 035	1 685	403	134
7211	Power laundries, family and commercial* .....	2	(D)	(D)	(D)	BB
7213	Linen supply* .....	—	—	—	—	—
7215	Coin-operated laundries and drycleaning .....	2	(D)	(D)	(D)	AA
7216	Drycleaning plants, except rug cleaning* .....	10	2 819	1 184	296	87
7217	Carpet and upholstery cleaning .....	3	(D)	(D)	(D)	AA
7218	Industrial laundriers* .....	—	—	—	—	—
7212, 9	Other laundry, cleaning, and garment services* .....	3	184	61	13	5
722	Photographic studios, portrait .....	2	(D)	(D)	(D)	AA
723, 4	Beauty and barber shops .....	51	4 561	1 799	446	183
723	Beauty shops .....	48	4 369	1 740	432	175
724	Barber shops .....	3	192	59	14	8
725	Shoe repair shops and shoeshine parlors .....	—	—	—	—	—
726	Funeral service and crematories .....	6	2 713	688	104	16
729	Miscellaneous personal services .....	4	(D)	(D)	(D)	BB
<b>73</b>	<b>Business services</b> .....	<b>177</b>	<b>43 784</b>	<b>18 044</b>	<b>3 805</b>	<b>995</b>
731	Advertising .....	7	1 189	450	121	18
732	Consumer credit reporting agencies, mercantile reporting agencies, and adjustment and collection agencies .....	6	(D)	(D)	(D)	AA
733	Mailing, reproduction, commercial art and photography, and stenographic services .....	15	1 554	401	96	23
734	Services to dwellings and other buildings .....	45	4 764	2 028	428	208
735	Miscellaneous equipment rental and leasing .....	10	3 707	1 370	214	39
736	Personnel supply services .....	9	2 603	1 524	334	90
737	Computer programming, data processing, and other computer related services .....	48	12 521	5 442	1 062	138
7371, 2, 3	Computer programming, prepackaged software, and integrated systems .....	28	8 265	3 005	590	88
7374, 5, 6	Data processing services .....	6	(D)	(D)	(D)	BB
7377, 8, 9	Computer rental and leasing, maintenance, and related services, n.e.c. ....	14	(D)	(D)	(D)	AA
738	Miscellaneous business services .....	37	(D)	(D)	(D)	EE
<b>75</b>	<b>Automotive repair, services, and parking</b> .....	<b>92</b>	<b>24 088</b>	<b>5 394</b>	<b>1 273</b>	<b>279</b>
751	Automotive rental and leasing, without drivers .....	1	(D)	(D)	(D)	AA
752	Automobile parking .....	—	—	—	—	—
753	Automotive repair shops .....	81	21 463	4 634	1 118	220
7532	Top, body, and upholstery repair shops and paint shops .....	27	6 818	1 878	467	73
7538	General automotive repair shops .....	42	12 262	2 241	523	122
7533, 4, 6, 7, 9	Other automotive repair shops .....	12	2 383	515	128	25
754	Automotive services, except repair .....	10	(D)	(D)	(D)	BB
<b>76</b>	<b>Miscellaneous repair services</b> .....	<b>40</b>	<b>17 779</b>	<b>4 273</b>	<b>867</b>	<b>147</b>
762	Electrical repair shops .....	7	821	237	48	8
7622	Radio and television repair shops .....	2	(D)	(D)	(D)	AA
7623, 9	Other electrical and electronic repair shops .....	5	(D)	(D)	(D)	AA
763	Watch, clock, and jewelry repair .....	—	—	—	—	—
764	Reupholstery and furniture repair .....	1	(D)	(D)	(D)	AA
769	Miscellaneous repair and related services .....	32	(D)	(D)	(D)	CC
<b>78, 79, 84</b>	<b>Amusement and recreation services, including motion pictures and museums</b> .....	<b>65</b>	<b>39 692</b>	<b>13 021</b>	<b>2 513</b>	<b>958</b>
781, 2	Motion picture production, distribution, and services .....	3	(D)	(D)	(D)	AA
783	Motion picture theaters .....	2	(D)	(D)	(D)	BB
784	Video tape rental .....	10	(D)	(D)	(D)	BB
792	Theatrical producers (except motion picture), bands, orchestras, and entertainers .....	2	(D)	(D)	(D)	AA
793	Bowling centers .....	3	(D)	(D)	(D)	BB
79 ex. 792, 3, 84	Commercial sports and other amusement and recreation services, including museums .....	45	(D)	(D)	(D)	FF
<b>80</b>	<b>Health services</b> .....	<b>196</b>	<b>110 774</b>	<b>52 163</b>	<b>11 125</b>	<b>2 152</b>
801	Offices and clinics of doctors of medicine .....	71	38 557	19 548	3 749	412
802	Offices and clinics of dentists .....	58	18 668	6 400	1 451	291
803	Offices and clinics of doctors of osteopathy .....	5	(D)	(D)	(D)	BB
804	Offices and clinics of other health practitioners .....	41	11 110	3 709	759	220
805	Nursing and personal care facilities .....	7	(D)	(D)	(D)	FF
806	Hospitals .....	—	—	—	—	—
807, 8, 9	Other health services .....	14	(D)	(D)	(D)	EE
<b>81</b>	<b>Legal services</b> .....	<b>57</b>	<b>17 844</b>	<b>5 938</b>	<b>1 369</b>	<b>211</b>
<b>823, 4, 9</b>	<b>Selected educational services</b> .....	<b>7</b>	<b>6 308</b>	<b>3 233</b>	<b>1 123</b>	<b>26</b>
<b>83</b>	<b>Social services</b> .....	<b>32</b>	<b>4 063</b>	<b>1 592</b>	<b>378</b>	<b>191</b>
835	Child day care services .....	23	(D)	(D)	(D)	CC
832, 3, 6, 9	Other social services .....	9	(D)	(D)	(D)	BB

**Table 6. Summary Statistics for Firms Subject to Federal Income Tax for Counties With 350 Establishments or More: 1992 — Con.**

[Includes only establishments with payroll. For meaning of abbreviations and symbols, see introductory text. For explanation of terms and comparability of 1987 and 1992 censuses, see appendix A. For information on geographic areas followed by ▲, see appendix F]

SIC code	Geographic area and kind of business or operation	Establishments (number)	Receipts (\$1,000)	Annual payroll (\$1,000)	First-quarter payroll (\$1,000)	Paid employees for pay period including March 12 (number)
<b>SUSSEX COUNTY—Con.</b>						
<b>87 ex. 8733</b>	<b>Engineering, accounting, research, management, and related services (except noncommercial research organizations) -----</b>	<b>131</b>	<b>30 110</b>	<b>11 498</b>	<b>2 560</b>	<b>437</b>
871	Engineering, architectural, and surveying services -----	57	11 901	5 364	1 211	164
872	Accounting, auditing, and bookkeeping services -----	29	(D)	(D)	(D)	CC
873 ex. 8733	Research, development, and testing services (except noncommercial research organizations) -----	9	(D)	(D)	(D)	BB
874	Management and public relations services -----	36	8 935	2 334	488	121
<b>89</b>	<b>Services, n.e.c. -----</b>	<b>16</b>	<b>3 680</b>	<b>2 037</b>	<b>453</b>	<b>63</b>
<b>UNION COUNTY</b>						
<b>Total -----</b>		<b>4 381</b>	<b>2 887 376</b>	<b>1 099 995</b>	<b>250 503</b>	<b>40 929</b>
<b>70 ex. 704</b>	<b>Hotels, rooming houses, camps, and other lodging places (except membership lodging) -----</b>	<b>49</b>	<b>62 478</b>	<b>20 706</b>	<b>4 954</b>	<b>1 447</b>
7011	Hotels and motels -----	44	61 935	20 629	4 937	1 438
7011 pt.	Hotels -----	14	(D)	(D)	(D)	GG
7011 pt.	Hotels, 25 guestrooms or more -----	14	(D)	(D)	(D)	GG
7011 pt.	Hotels, less than 25 guestrooms -----	—	(D)	(D)	(D)	—
7011 pt.	Motels, motor hotels, and tourist courts -----	30	(D)	(D)	(D)	EE
7011 pt.	Motels, tourist courts -----	24	10 314	3 677	836	238
7011 pt.	Motor hotels -----	6	(D)	(D)	(D)	BB
702, 3	Other lodging places -----	5	543	77	17	9
702	Rooming and boarding houses -----	4	(D)	(D)	(D)	AA
703	Camps and recreational vehicle parks -----	1	(D)	(D)	(D)	AA
<b>72</b>	<b>Personal services -----</b>	<b>542</b>	<b>129 103</b>	<b>43 279</b>	<b>10 174</b>	<b>3 083</b>
721	Laundry, cleaning, and garment services -----	149	49 525	16 594	3 912	996
7211	Power laundries, family and commercial* -----	2	(D)	(D)	(D)	AA
7213	Linen supply* -----	4	(D)	(D)	(D)	BB
7215	Coin-operated laundries and drycleaning -----	32	4 045	895	190	82
7216	Drycleaning plants, except rug cleaning* -----	79	16 864	6 158	1 577	412
7217	Carpet and upholstery cleaning -----	11	3 361	998	244	102
7218	Industrial launderers* -----	2	(D)	(D)	(D)	CC
7212, 9	Other laundry, cleaning, and garment services* -----	19	(D)	(D)	(D)	BB
7212	Garment pressing, and agents for laundries and drycleaners -----	7	(D)	(D)	(D)	AA
7219	Laundry and garment services, n.e.c.* -----	12	(D)	(D)	(D)	BB
722	Photographic studios, portrait -----	22	11 836	3 656	834	181
723, 4	Beauty and barber shops -----	279	26 236	10 562	2 531	990
723	Beauty shops -----	254	24 982	10 139	2 430	953
724	Barber shops -----	25	1 254	423	101	37
725	Shoe repair shops and shoeshine parlors -----	8	(D)	(D)	(D)	AA
726	Funeral service and crematories -----	42	24 491	6 326	1 414	185
729	Miscellaneous personal services -----	42	(D)	(D)	(D)	FF
7291	Tax return preparation services -----	6	(D)	(D)	(D)	EE
7299	Miscellaneous personal services, n.e.c. -----	36	(D)	(D)	(D)	EE
<b>73</b>	<b>Business services -----</b>	<b>828</b>	<b>740 303</b>	<b>327 697</b>	<b>76 831</b>	<b>14 427</b>
731	Advertising -----	51	63 283	20 375	4 874	797
7311	Advertising agencies -----	42	43 098	14 088	3 295	355
7312	Outdoor advertising services -----	—	—	—	—	—
7313	Radio, television, publishers' advertising representatives -----	1	(D)	(D)	(D)	AA
7319	Advertising, n.e.c. -----	8	(D)	(D)	(D)	EE
732	Consumer credit reporting agencies, mercantile reporting agencies, and adjustment and collection agencies -----	17	(D)	(D)	(D)	CC
7322	Adjustment and collection services -----	15	4 379	2 497	531	93
7323	Credit reporting services -----	2	(D)	(D)	(D)	BB
733	Mailing, reproduction, commercial art and photography, and stenographic services -----	88	72 150	26 787	6 869	1 216
7331	Direct mail advertising services -----	9	26 569	12 520	3 420	762
7334	Photocopying and duplicating services -----	12	(D)	(D)	(D)	CC
7335, 6	Commercial photography, art, and graphics -----	55	25 955	8 903	2 086	274
7335	Commercial photography -----	15	(D)	(D)	(D)	BB
7336	Commercial art and graphic design -----	40	(D)	(D)	(D)	CC
7338	Secretarial and court reporting services -----	12	(D)	(D)	(D)	BB
734	Services to dwellings and other buildings -----	160	57 228	27 604	6 372	2 717
7342	Disinfecting and pest control services -----	26	9 218	3 720	795	144
7349	Building cleaning and maintenance services, n.e.c. -----	134	48 010	23 884	5 577	2 573
735	Miscellaneous equipment rental and leasing -----	43	62 218	16 585	3 667	475
7352	Medical equipment rental and leasing -----	1	(D)	(D)	(D)	AA
7353	Heavy construction equipment rental and leasing -----	6	(D)	(D)	(D)	BB
7359	Equipment rental and leasing, n.e.c. -----	36	50 738	12 268	2 651	381
736	Personnel supply services -----	89	76 360	54 048	12 158	2 965
7361	Employment agencies -----	50	11 216	5 336	1 155	335
7363	Help supply services -----	39	65 144	48 712	11 003	2 630
7363 pt.	Temporary help supply -----	37	(D)	(D)	(D)	HH
7363 pt.	Help supply, except temporary -----	2	(D)	(D)	(D)	BB

**Table 6. Summary Statistics for Firms Subject to Federal Income Tax for Counties With 350 Establishments or More: 1992 — Con.**

[Includes only establishments with payroll. For meaning of abbreviations and symbols, see introductory text. For explanation of terms and comparability of 1987 and 1992 censuses, see appendix A. For information on geographic areas followed by ▲, see appendix F]

SIC code	Geographic area and kind of business or operation	Establishments (number)	Receipts (\$1,000)	Annual payroll (\$1,000)	First-quarter payroll (\$1,000)	Paid employees for pay period including March 12 (number)
<b>UNION COUNTY — Con.</b>						
<b>73</b>	<b>Business services — Con.</b>					
737	Computer programming, data processing, and other computer related services -----	189	211 445	102 606	24 482	1 929
7371, 2, 3	Computer programming, prepackaged software, and integrated systems -----	122	149 910	75 190	18 674	1 308
7371	Computer programming services -----	92	72 120	43 025	9 701	726
7372	Prepackaged software -----	18	(D)	(D)	(D)	EE
7373	Computer integrated systems -----	12	(D)	(D)	(D)	BB
7374, 5, 6	Data processing services -----	22	22 643	9 929	2 414	308
7374, 5	Computer processing, information retrieval -----	20	(D)	(D)	(D)	EE
7376	Computer facilities management services -----	2	(D)	(D)	(D)	BB
7377, 8, 9	Computer rental and leasing, maintenance, and related services, n.e.c. -----	45	38 892	17 487	3 394	313
7377	Computer rental and leasing -----	2	(D)	(D)	(D)	BB
7378	Computer maintenance and repair -----	12	16 710	4 523	1 080	116
7379	Computer related services, n.e.c. -----	31	(D)	(D)	(D)	CC
738	Miscellaneous business services -----	191	(D)	(D)	(D)	HH
7381, 2	Detective agencies and protective services -----	40	53 965	35 456	8 254	2 381
7381	Detective, guard, and armored car services -----	37	(D)	(D)	(D)	GG
7382	Security systems services -----	3	(D)	(D)	(D)	BB
7383	News syndicates -----	3	(D)	(D)	(D)	CC
7384	Photofinishing laboratories* -----	20	10 919	3 893	1 005	177
7389	Business services, n.e.c. -----	128	(D)	(D)	(D)	GG
7389 pt.	Sign painting shops -----	7	1 463	341	89	24
7389 pt.	Interior designing -----	16	(D)	(D)	(D)	BB
7389 pt.	Telephone answering services -----	8	4 294	1 376	317	147
7389 pt.	Other business services -----	97	(D)	(D)	(D)	GG
<b>75</b>	<b>Automotive repair, services, and parking -----</b>	<b>406</b>	<b>232 145</b>	<b>50 963</b>	<b>11 806</b>	<b>2 062</b>
751	Automotive rental and leasing, without drivers -----	36	89 850	9 551	2 044	257
7513	Truck rental and leasing, without drivers -----	14	80 437	7 991	1 661	150
7514, 5	Passenger car rental and leasing -----	22	9 413	1 560	383	107
7514	Passenger car rental -----	17	5 804	1 065	268	66
7515	Passenger car leasing -----	5	3 609	495	115	41
7519	Utility trailer and recreational vehicle rental -----	—	—	—	—	—
752	Automobile parking -----	4	(D)	(D)	(D)	BB
753	Automotive repair shops -----	312	129 271	37 317	8 779	1 482
7532	Top, body, and upholstery repair shops and paint shops -----	112	51 658	16 605	4 052	632
7532 pt.	Top and body repair shops -----	107	47 236	14 827	3 628	579
7532 pt.	Paint shops -----	5	4 422	1 778	424	53
7538	General automotive repair shops -----	147	46 306	12 716	3 015	554
7538 pt.	General automotive repair shops, except diesel -----	130	38 119	9 517	2 216	440
7538 pt.	Diesel repair shops -----	17	8 187	3 199	799	114
7533, 4, 6, 7, 9	Other automotive repair shops -----	53	31 307	7 996	1 712	296
7533	Automotive exhaust system repair shops -----	8	3 350	709	187	30
7534	Tire retreading and repair shops -----	7	(D)	(D)	(D)	CC
7536	Automotive glass replacement shops -----	7	1 816	409	98	21
7537	Automotive transmission repair shops -----	10	3 300	1 127	290	51
7539	Automotive repair shops, n.e.c. -----	21	(D)	(D)	(D)	BB
7539 pt.	Radiator repair -----	7	1 520	258	57	20
7539 pt.	Brake, front end, and wheel alignment -----	5	493	104	38	11
7539 pt.	Automotive electrical and fuel system services -----	7	2 730	788	176	29
7539 pt.	Other automotive repair shops, n.e.c. -----	2	(D)	(D)	(D)	AA
754	Automotive services, except repair -----	54	(D)	(D)	(D)	EE
7542	Carwashes -----	32	6 547	2 205	497	184
7549	Automotive services, except repair and carwashes -----	22	(D)	(D)	(D)	CC
<b>76</b>	<b>Miscellaneous repair services -----</b>	<b>186</b>	<b>127 191</b>	<b>40 386</b>	<b>9 560</b>	<b>1 217</b>
762	Electrical repair shops -----	45	20 330	7 103	1 811	249
7622	Radio and television repair shops -----	8	(D)	(D)	(D)	BB
7623, 9	Other electrical and electronic repair shops -----	37	(D)	(D)	(D)	CC
7623	Refrigeration and air-conditioning service and repair shops -----	6	(D)	(D)	(D)	AA
7629	Electrical and electronic repair shops, n.e.c. -----	31	(D)	(D)	(D)	CC
763	Watch, clock, and jewelry repair -----	5	888	222	57	13
764	Reupholstery and furniture repair -----	14	2 171	844	208	51
769	Miscellaneous repair and related services -----	122	103 802	32 217	7 484	904
7692	Welding repair -----	15	5 803	2 205	538	77
7694	Armature rewinding shops -----	7	(D)	(D)	(D)	BB
7699	Repair shops and related services, n.e.c. -----	100	(D)	(D)	(D)	FF
<b>78, 79, 84</b>	<b>Amusement and recreation services, including motion pictures and museums -----</b>	<b>135</b>	<b>85 988</b>	<b>19 073</b>	<b>4 352</b>	<b>1 212</b>
781, 2	Motion picture production, distribution, and services -----	10	(D)	(D)	(D)	BB
783	Motion picture theaters -----	9	(D)	(D)	(D)	CC
7832	Motion picture theaters, except drive-in -----	9	(D)	(D)	(D)	CC
7833	Drive-in motion picture theaters -----	—	—	—	—	—
784	Video tape rental -----	22	11 105	1 678	478	142
792	Theatrical producers (except motion picture), bands, orchestras, and entertainers -----	15	(D)	(D)	(D)	BB
7922	Theatrical producers (except motion picture) and miscellaneous theatrical services -----	3	(D)	(D)	(D)	AA
7929	Bands, orchestras, actors, and other entertainers and entertainment groups -----	12	8 475	3 015	573	80
793	Bowling centers -----	8	(D)	(D)	(D)	CC

**Table 6. Summary Statistics for Firms Subject to Federal Income Tax for Counties With 350 Establishments or More: 1992 — Con.**

[Includes only establishments with payroll. For meaning of abbreviations and symbols, see introductory text. For explanation of terms and comparability of 1987 and 1992 censuses, see appendix A. For information on geographic areas followed by ▲, see appendix F]

SIC code	Geographic area and kind of business or operation	Establishments (number)	Receipts (\$1,000)	Annual payroll (\$1,000)	First-quarter payroll (\$1,000)	Paid employees for pay period including March 12 (number)
<b>UNION COUNTY — Con.</b>						
<b>78, 79, 84</b>	<b>Amusement and recreation services, including motion pictures and museums — Con.</b>					
79 ex. 792, 3, 84	Commercial sports and other amusement and recreation services, including museums .....	71	(D)	(D)	(D)	FF
794	Commercial sports .....	2	(D)	(D)	(D)	AA
7941	Professional sports clubs, managers, promoters .....	1	(D)	(D)	(D)	AA
7948	Racing, including track operation .....	1	(D)	(D)	(D)	AA
79 ex. 792, 3, 4, 84	Other amusement and recreation services, including museums .....	69	(D)	(D)	(D)	FF
791	Dance studios, schools, and halls .....	17	(D)	(D)	(D)	BB
7991	Physical fitness facilities .....	13	10 551	2 102	526	182
7992	Public golf courses .....	—	—	—	—	—
7993	Coin-operated amusement devices .....	5	(D)	(D)	(D)	BB
7996	Amusement parks .....	1	(D)	(D)	(D)	BB
7997	Membership sports and recreation clubs .....	8	6 262	2 291	376	84
7999, 84	Amusement and recreation services, including museums, n.e.c. .....	25	(D)	(D)	(D)	CC
7999 pt.	Concession operators of amusement devices and rides .....	—	—	—	—	—
7999 pt., 84	Carnivals, circuses, and fairs .....	—	—	—	—	—
7999 pt., 84	Other recreation and amusements, including museums .....	25	(D)	(D)	(D)	CC
<b>80</b>	<b>Health services .....</b>	<b>1 126</b>	<b>780 938</b>	<b>327 003</b>	<b>74 039</b>	<b>9 412</b>
801	Offices and clinics of doctors of medicine .....	520	381 761	180 968	39 254	3 194
8011 pt.	Offices of doctors of medicine .....	514	367 683	175 114	37 682	3 025
8011 pt.	General medical clinics .....	6	14 078	5 854	1 572	169
802	Offices and clinics of dentists .....	303	101 037	34 284	8 015	1 418
803	Offices and clinics of doctors of osteopathy .....	16	7 631	3 761	794	67
804	Offices and clinics of other health practitioners .....	186	54 858	20 402	4 409	708
8041	Offices and clinics of chiropractors .....	75	22 086	8 604	1 886	240
8042	Offices and clinics of optometrists .....	36	12 233	3 740	831	149
8043	Offices and clinics of podiatrists .....	33	8 349	2 497	470	92
8049	Offices and clinics of health practitioners, n.e.c. .....	42	12 190	5 561	1 222	227
805	Nursing and personal care facilities .....	13	75 424	32 436	7 697	1 691
8051	Skilled nursing care facilities .....	13	75 424	32 436	7 697	1 691
8052	Intermediate care facilities .....	—	—	—	—	—
8059	Nursing and personal care facilities, n.e.c. .....	—	—	—	—	—
806	Hospitals .....	1	(D)	(D)	(D)	FF
8062	General medical and surgical hospitals .....	—	—	—	—	—
8063, 9	Specialty hospitals .....	1	(D)	(D)	(D)	FF
807, 8, 9	Other health services .....	87	(D)	(D)	(D)	GG
807	Medical and dental laboratories .....	44	89 625	26 346	6 251	833
8071	Medical laboratories .....	21	82 045	22 908	5 435	705
8072	Dental laboratories .....	23	7 580	3 438	816	128
808	Home health care services .....	19	(D)	(D)	(D)	FF
809	Miscellaneous health and allied services, n.e.c. .....	24	(D)	(D)	(D)	EE
8092	Kidney dialysis centers .....	1	(D)	(D)	(D)	BB
8093	Specialty outpatient facilities, n.e.c. .....	10	(D)	(D)	(D)	CC
8099	Health and allied services, n.e.c. .....	13	(D)	(D)	(D)	CC
<b>81</b>	<b>Legal services .....</b>	<b>388</b>	<b>202 733</b>	<b>83 582</b>	<b>17 460</b>	<b>2 171</b>
<b>823, 4, 9</b>	<b>Selected educational services .....</b>	<b>52</b>	<b>35 464</b>	<b>10 678</b>	<b>2 237</b>	<b>395</b>
823	Libraries .....	—	—	—	—	—
824	Vocational schools .....	16	22 315	7 152	1 667	191
829	Schools and educational services, n.e.c. .....	36	13 149	3 526	570	204
<b>83</b>	<b>Social services .....</b>	<b>52</b>	<b>13 906</b>	<b>6 220</b>	<b>1 484</b>	<b>490</b>
835	Child day care services .....	27	4 362	2 216	546	235
832, 3, 6, 9	Other social services .....	25	9 544	4 004	938	255
<b>87 ex. 8733</b>	<b>Engineering, accounting, research, management, and related services (except noncommercial research organizations) .....</b>	<b>583</b>	<b>454 152</b>	<b>158 653</b>	<b>34 894</b>	<b>4 727</b>
871	Engineering, architectural, and surveying services .....	152	152 251	49 478	11 348	1 158
8711	Engineering services .....	100	135 213	42 315	9 814	951
8712	Architectural services .....	39	13 034	5 021	1 121	152
8713	Surveying services .....	13	4 004	2 142	413	55
872	Accounting, auditing, and bookkeeping services .....	197	99 226	41 053	9 127	1 637
873 ex. 8733	Research, development, and testing services (except noncommercial research organizations) .....	34	49 177	19 817	4 490	712
8731	Commercial physical and biological research .....	6	(D)	(D)	(D)	BB
8732	Commercial economic, sociological, and educational research .....	13	(D)	(D)	(D)	EE
8734	Testing laboratories .....	15	(D)	(D)	(D)	EE
874	Management and public relations services .....	200	153 498	48 305	9 929	1 220
8741	Management services .....	47	53 020	18 584	4 201	590
8742	Management consulting services .....	111	80 223	20 942	4 273	464
8743	Public relations services .....	16	13 815	6 001	847	102
8744	Facilities support management services .....	—	—	—	—	—
8748	Business consulting services, n.e.c. .....	26	6 440	2 778	608	64
<b>89</b>	<b>Services, n.e.c. .....</b>	<b>34</b>	<b>22 975</b>	<b>11 755</b>	<b>2 712</b>	<b>286</b>

**Table 6. Summary Statistics for Firms Subject to Federal Income Tax for Counties With 350 Establishments or More: 1992 — Con.**

[Includes only establishments with payroll. For meaning of abbreviations and symbols, see introductory text. For explanation of terms and comparability of 1987 and 1992 censuses, see appendix A. For information on geographic areas followed by ▲, see appendix F]

SIC code	Geographic area and kind of business or operation	Establishments (number)	Receipts (\$1,000)	Annual payroll (\$1,000)	First-quarter payroll (\$1,000)	Paid employees for pay period including March 12 (number)
<b>WARREN COUNTY</b>						
	<b>Total</b> .....	<b>666</b>	<b>212 414</b>	<b>76 896</b>	<b>16 600</b>	<b>3 493</b>
<b>70 ex. 704</b>	<b>Hotels, rooming houses, camps, and other lodging places (except membership lodging)</b> .....	<b>9</b>	<b>5 670</b>	<b>1 556</b>	<b>337</b>	<b>103</b>
7011	Hotels and motels .....	6	4 577	1 311	319	100
7011 pt.	Hotels .....	3	(D)	(D)	(D)	BB
7011 pt.	Motels, motor hotels, and tourist courts .....	3	(D)	(D)	(D)	BB
702, 3	Other lodging places .....	3	1 093	245	18	3
<b>72</b>	<b>Personal services</b> .....	<b>92</b>	<b>14 702</b>	<b>4 871</b>	<b>1 151</b>	<b>459</b>
721	Laundry, cleaning, and garment services .....	23	4 449	1 610	374	131
7211	Power laundries, family and commercial* .....	—	—	—	—	—
7213	Linen supply* .....	1	(D)	(D)	(D)	AA
7215	Coin-operated laundries and drycleaning .....	6	(D)	(D)	(D)	AA
7216	Drycleaning plants, except rug cleaning* .....	8	1 968	825	187	56
7217	Carpet and upholstery cleaning .....	4	(D)	(D)	(D)	BB
7218	Industrial laundriers* .....	2	(D)	(D)	(D)	BB
7212, 9	Other laundry, cleaning, and garment services* .....	2	(D)	(D)	(D)	AA
722	Photographic studios, portrait .....	3	(D)	(D)	(D)	AA
723, 4	Beauty and barber shops .....	46	4 724	1 938	451	180
723	Beauty shops .....	43	4 427	1 797	415	172
724	Barber shops .....	3	297	141	36	8
725	Shoe repair shops and shoeshine parlors .....	1	(D)	(D)	(D)	AA
726	Funeral service and crematories .....	10	3 489	767	132	33
729	Miscellaneous personal services .....	9	(D)	(D)	(D)	CC
<b>73</b>	<b>Business services</b> .....	<b>98</b>	<b>25 083</b>	<b>10 045</b>	<b>2 005</b>	<b>479</b>
731	Advertising .....	7	1 750	447	77	15
732	Consumer credit reporting agencies, mercantile reporting agencies, and adjustment and collection agencies .....	2	(D)	(D)	(D)	AA
733	Mailing, reproduction, commercial art and photography, and stenographic services .....	9	2 588	928	182	31
734	Services to dwellings and other buildings .....	20	3 134	1 501	356	153
735	Miscellaneous equipment rental and leasing .....	6	2 412	570	121	23
736	Personnel supply services .....	10	4 348	3 252	582	130
737	Computer programming, data processing, and other computer related services .....	24	4 997	2 089	444	58
7371, 2, 3	Computer programming, prepackaged software, and integrated systems .....	15	3 333	1 341	261	37
7374, 5, 6	Data processing services .....	1	(D)	(D)	(D)	AA
7377, 8, 9	Computer rental and leasing, maintenance, and related services, n.e.c. ....	8	(D)	(D)	(D)	AA
738	Miscellaneous business services .....	20	(D)	(D)	(D)	BB
<b>75</b>	<b>Automotive repair, services, and parking</b> .....	<b>76</b>	<b>24 003</b>	<b>5 612</b>	<b>1 324</b>	<b>257</b>
751	Automotive rental and leasing, without drivers .....	4	(D)	(D)	(D)	AA
752	Automobile parking .....	—	—	—	—	—
753	Automotive repair shops .....	64	20 708	4 789	1 121	210
7532	Top, body, and upholstery repair shops and paint shops .....	22	6 019	1 813	413	75
7538	General automotive repair shops .....	30	11 719	2 349	571	105
7533, 4, 6, 7, 9	Other automotive repair shops .....	12	2 970	627	137	30
754	Automotive services, except repair .....	8	(D)	(D)	(D)	BB
<b>76</b>	<b>Miscellaneous repair services</b> .....	<b>15</b>	<b>3 034</b>	<b>617</b>	<b>145</b>	<b>30</b>
762	Electrical repair shops .....	4	574	93	22	6
7622	Radio and television repair shops .....	—	—	—	—	—
7623, 9	Other electrical and electronic repair shops .....	4	574	93	22	6
763	Watch, clock, and jewelry repair .....	—	—	—	—	—
764	Reupholstery and furniture repair .....	—	—	—	—	—
769	Miscellaneous repair and related services .....	11	2 460	524	123	24
<b>78, 79, 84</b>	<b>Amusement and recreation services, including motion pictures and museums</b> .....	<b>44</b>	<b>17 536</b>	<b>5 526</b>	<b>1 118</b>	<b>449</b>
781, 2	Motion picture production, distribution, and services .....	1	(D)	(D)	(D)	AA
783	Motion picture theaters .....	2	(D)	(D)	(D)	BB
784	Video tape rental .....	7	(D)	(D)	(D)	BB
792	Theatrical producers (except motion picture), bands, orchestras, and entertainers .....	3	(D)	(D)	(D)	AA
793	Bowling centers .....	4	(D)	(D)	(D)	BB
79 ex. 792, 3, 84	Commercial sports and other amusement and recreation services, including museums .....	27	(D)	(D)	(D)	EE
<b>80</b>	<b>Health services</b> .....	<b>172</b>	<b>79 274</b>	<b>31 163</b>	<b>6 402</b>	<b>1 046</b>
801	Offices and clinics of doctors of medicine .....	83	38 815	17 528	3 420	328
802	Offices and clinics of dentists .....	38	13 086	4 999	1 027	207
803	Offices and clinics of doctors of osteopathy .....	3	(D)	(D)	(D)	AA
804	Offices and clinics of other health practitioners .....	33	10 895	2 438	518	144
805	Nursing and personal care facilities .....	5	(D)	(D)	(D)	EE
806	Hospitals .....	—	—	—	—	—
807, 8, 9	Other health services .....	10	(D)	(D)	(D)	BB
<b>81</b>	<b>Legal services</b> .....	<b>54</b>	<b>13 950</b>	<b>5 133</b>	<b>1 088</b>	<b>162</b>
<b>823, 4, 9</b>	<b>Selected educational services</b> .....	<b>6</b>	<b>1 359</b>	<b>509</b>	<b>80</b>	<b>15</b>

**Table 6. Summary Statistics for Firms Subject to Federal Income Tax for Counties With 350 Establishments or More: 1992 — Con.**

[Includes only establishments with payroll. For meaning of abbreviations and symbols, see introductory text. For explanation of terms and comparability of 1987 and 1992 censuses, see appendix A. For information on geographic areas followed by ▲, see appendix F]

SIC code	Geographic area and kind of business or operation	Establishments (number)	Receipts (\$1,000)	Annual payroll (\$1,000)	First-quarter payroll (\$1,000)	Paid employees for pay period including March 12 (number)
<b>WARREN COUNTY — Con.</b>						
<b>83</b>	<b>Social services</b> .....	<b>17</b>	<b>2 121</b>	<b>1 009</b>	<b>267</b>	<b>150</b>
835	Child day care services .....	14	(D)	(D)	(D)	BB
832, 3, 6, 9	Other social services .....	3	(D)	(D)	(D)	BB
<b>87 ex. 8733</b>	<b>Engineering, accounting, research, management, and related services (except noncommercial research organizations)</b> .....	<b>74</b>	<b>19 809</b>	<b>8 910</b>	<b>2 233</b>	<b>264</b>
871	Engineering, architectural, and surveying services .....	37	13 797	6 805	1 729	186
872	Accounting, auditing, and bookkeeping services .....	19	(D)	(D)	(D)	BB
873 ex. 8733	Research, development, and testing services (except noncommercial research organizations) .....	1	(D)	(D)	(D)	AA
874	Management and public relations services .....	17	2 610	1 303	302	29
<b>89</b>	<b>Services, n.e.c.</b> .....	<b>9</b>	<b>5 873</b>	<b>1 945</b>	<b>450</b>	<b>79</b>

**Table 7a. Summary Statistics for Firms Subject to Federal Income Tax for Metropolitan Areas: 1992**

[Includes only establishments with payroll. For meaning of abbreviations and symbols, see introductory text. For explanation of terms and comparability of 1987 and 1992 censuses, see appendix A. For definitions of CMSA's, MSA's, and PMSA's, see appendix D]

SIC code	Geographic area and kind of business or operation	Establishments (number)	Receipts (\$1,000)	Annual payroll (\$1,000)	First-quarter payroll (\$1,000)	Paid employees for pay period including March 12 (number)
<b>NEW YORK-NORTHERN NEW JERSEY-LONG ISLAND, NY-NJ-CT-PA CMSA</b>						
	<b>Total</b> .....	<b>166 296</b>	<b>134 365 983</b>	<b>49 918 113</b>	<b>11 332 560</b>	<b>1 660 996</b>
<b>70 ex. 704</b>	<b>Hotels, rooming houses, camps, and other lodging places (except membership lodging)</b> .....	<b>1 660</b>	<b>(D)</b>	<b>(D)</b>	<b>(D)</b>	<b>LL</b>
7011	Hotels and motels .....	1 376	3 948 321	1 254 462	292 600	71 375
7011 pt.	Hotels .....	708	3 532 511	1 137 388	266 102	62 343
7011 pt.	Hotels, 25 guestrooms or more .....	612	3 512 080	1 132 280	265 037	61 920
7011 pt.	Hotels, less than 25 guestrooms .....	96	20 431	5 108	1 065	423
7011 pt.	Motels, motor hotels, and tourist courts .....	668	415 810	117 074	26 498	9 032
7011 pt.	Motels, tourist courts .....	539	(D)	(D)	(D)	II
7011 pt.	Motor hotels .....	129	(D)	(D)	(D)	HH
702, 3	Other lodging places .....	284	(D)	(D)	(D)	GG
702	Rooming and boarding houses .....	169	(D)	(D)	(D)	FF
703	Camps and recreational vehicle parks .....	115	(D)	(D)	(D)	FF
7032	Sporting and recreational camps .....	69	35 449	7 825	769	391
7033	Recreational vehicle parks and campsites .....	46	(D)	(D)	(D)	CC
<b>72</b>	<b>Personal services</b> .....	<b>18 800</b>	<b>3 946 510</b>	<b>1 274 317</b>	<b>303 191</b>	<b>93 578</b>
721	Laundry, cleaning, and garment services .....	5 929	1 525 141	473 132	111 227	30 594
7211	Power laundries, family and commercial* .....	185	(D)	(D)	(D)	HH
7213	Linen supply* .....	161	247 371	85 980	21 507	4 157
7215	Coin-operated laundries and drycleaning .....	1 627	295 062	52 735	12 063	4 028
7215 pt.	Coin-operated laundries and drycleaning stores .....	1 536	153 486	31 149	7 198	3 301
7215 pt.	Coin-operated laundry routes .....	91	141 576	21 586	4 865	727
7216	Drycleaning plants, except rug cleaning* .....	2 719	470 722	148 734	35 586	11 373
7217	Carpet and upholstery cleaning .....	397	112 094	35 874	7 899	2 373
7218	Industrial launderers* .....	79	164 557	58 545	14 364	2 616
7212, 9	Other laundry, cleaning, and garment services* .....	761	(D)	(D)	(D)	HH
7212	Garment pressing, and agents for laundries and drycleaners .....	357	42 600	10 744	2 499	949
7219	Laundry and garment services, n.e.c.* .....	404	(D)	(D)	(D)	GG
722	Photographic studios, portrait .....	640	191 173	50 377	11 982	2 934
723, 4	Beauty and barber shops .....	9 248	984 153	397 213	94 104	34 695
723	Beauty shops .....	8 425	(D)	(D)	(D)	KK
724	Barber shops .....	823	(D)	(D)	(D)	GG
725	Shoe repair shops and shoeshine parlors .....	274	(D)	(D)	(D)	FF
726	Funeral service and crematories .....	1 151	655 119	159 384	35 559	5 311
729	Miscellaneous personal services .....	1 558	(D)	(D)	(D)	JJ
7291	Tax return preparation services .....	351	(D)	(D)	(D)	II
7299	Miscellaneous personal services, n.e.c. .....	1 207	(D)	(D)	(D)	JJ
7299 pt.	Massage parlors, tanning salons, and saunas .....	238	(D)	(D)	(D)	FF
7299 pt.	Other personal services .....	969	441 336	137 389	31 447	10 252
7299 pt.	Diet and weight reducing services .....	258	(D)	(D)	(D)	HH
7299 pt.	Formal wear rental .....	165	(D)	(D)	(D)	FF
7299 pt.	Other personal services, n.e.c. .....	546	(D)	(D)	(D)	II

**Table 7a. Summary Statistics for Firms Subject to Federal Income Tax for Metropolitan Areas: 1992—Con.**

[Includes only establishments with payroll. For meaning of abbreviations and symbols, see introductory text. For explanation of terms and comparability of 1987 and 1992 censuses, see appendix A. For definitions of CMSA's, MSA's, and PMSA's, see appendix D]

SIC code	Geographic area and kind of business or operation	Establishments (number)	Receipts (\$1,000)	Annual payroll (\$1,000)	First-quarter payroll (\$1,000)	Paid employees for pay period including March 12 (number)
<b>NEW YORK-NORTHERN NEW JERSEY-LONG ISLAND, NY-NJ-CT-PA CMSA—Con.</b>						
<b>73</b>	<b>Business services -----</b>	<b>32 413</b>	<b>37 310 295</b>	<b>14 938 898</b>	<b>3 511 885</b>	<b>557 877</b>
731	Advertising -----	2 670	(D)	(D)	(D)	KK
7311	Advertising agencies -----	1 968	4 016 098	1 826 642	435 958	31 839
7312	Outdoor advertising services -----	84	(D)	(D)	(D)	FF
7313	Radio, television, publishers' advertising representatives -----	276	484 187	220 115	50 798	4 642
7313 pt.	Radio, television advertising representatives -----	96	242 129	137 009	31 541	2 627
7313 pt.	Publishers' advertising representatives -----	180	242 058	83 106	19 257	2 015
7319	Advertising, n.e.c. -----	342	(D)	(D)	(D)	II
732	Consumer credit reporting agencies, mercantile reporting agencies, and adjustment and collection agencies -----	627	(D)	(D)	(D)	II
7322	Adjustment and collection services -----	513	(D)	(D)	(D)	II
7323	Credit reporting services -----	114	(D)	(D)	(D)	GG
733	Mailing, reproduction, commercial art and photography, and stenographic services -----	4 390	3 661 122	1 104 147	251 962	35 210
7331	Direct mail advertising services -----	597	(D)	(D)	(D)	JJ
7331 pt.	Mailing list compilers, brokers, and managers -----	201	(D)	(D)	(D)	HH
7331 pt.	Direct mail advertising services, except mailing list services -----	396	(D)	(D)	(D)	JJ
7334	Photocopying and duplicating services -----	464	465 133	178 859	42 034	7 126
7334 pt.	Blueprinting and photocopying services -----	417	436 420	170 732	40 228	6 852
7334 pt.	Duplicating services, except printing and photocopying -----	47	28 713	8 127	1 806	274
7335, 6	Commercial photography, art, and graphics -----	2 833	(D)	(D)	(D)	JJ
7335	Commercial photography -----	733	(D)	(D)	(D)	HH
7336	Commercial art and graphic design -----	2 100	(D)	(D)	(D)	II
7336 pt.	Commercial art -----	408	(D)	(D)	(D)	GG
7336 pt.	Graphic arts and related design -----	1 692	(D)	(D)	(D)	II
7338	Secretarial and court reporting services -----	496	(D)	(D)	(D)	HH
734	Services to dwellings and other buildings -----	4 156	2 665 883	1 486 216	350 045	88 419
7342	Disinfecting and pest control services -----	770	(D)	(D)	(D)	HH
7349	Building cleaning and maintenance services, n.e.c. -----	3 386	(D)	(D)	(D)	LL
735	Miscellaneous equipment rental and leasing -----	1 431	1 535 158	373 678	87 756	11 887
7352	Medical equipment rental and leasing -----	160	173 490	47 431	10 812	1 563
7353	Heavy construction equipment rental and leasing -----	234	313 815	100 640	21 647	2 348
7353 pt.	Rental and leasing of heavy construction equipment without operators -----	139	166 699	43 281	9 895	1 023
7353 pt.	Rental and leasing of heavy construction equipment with operators -----	95	147 116	57 359	11 752	1 325
7359	Equipment rental and leasing, n.e.c. -----	1 037	1 047 853	225 607	55 297	7 976
7359 pt.	Equipment rental -----	822	(D)	(D)	(D)	II
7359 pt.	Rent-to-own -----	88	(D)	(D)	(D)	EE
7359 pt.	Equipment rental, except rent-to-own -----	734	567 231	156 284	38 560	5 872
7359 pt.	Equipment leasing, except finance leasing -----	215	(D)	(D)	(D)	GG
736	Personnel supply services -----	3 557	3 927 466	2 572 176	584 229	150 415
7361	Employment agencies -----	2 083	(D)	(D)	(D)	JJ
7363	Help supply services -----	1 474	(D)	(D)	(D)	MM
7363 pt.	Temporary help supply -----	1 250	(D)	(D)	(D)	MM
7363 pt.	Help supply, except temporary -----	224	(D)	(D)	(D)	KK
7363 pt.	Employee leasing -----	117	579 622	431 451	105 969	20 934
7363 pt.	Other help supply services -----	107	(D)	(D)	(D)	II
737	Computer programming, data processing, and other computer related services -----	7 268	11 730 554	4 126 472	1 002 441	88 089
7371, 2, 3	Computer programming, prepackaged software, and integrated systems -----	4 294	(D)	(D)	(D)	KK
7371	Computer programming services -----	3 236	(D)	(D)	(D)	KK
7372	Prepackaged software -----	615	(D)	(D)	(D)	JJ
7373	Computer integrated systems -----	443	(D)	(D)	(D)	II
7374, 5, 6	Data processing services -----	935	3 696 090	1 108 307	284 212	28 881
7374, 5	Computer processing, information retrieval -----	879	3 190 996	970 514	254 911	26 759
7374	Computer processing and data preparation and processing services -----	779	(D)	(D)	(D)	JJ
7375	Information retrieval services -----	100	(D)	(D)	(D)	HH
7376	Computer facilities management services -----	56	505 094	137 793	29 301	2 122
7377, 8, 9	Computer rental and leasing, maintenance, and related services, n.e.c. -----	2 039	(D)	(D)	(D)	JJ
7377	Computer rental and leasing -----	108	371 877	51 143	13 120	965
7378	Computer maintenance and repair -----	438	894 708	233 491	56 320	5 515
7379	Computer related services, n.e.c. -----	1 493	(D)	(D)	(D)	II
7379 pt.	Computer consultants -----	1 296	(D)	(D)	(D)	II
7379 pt.	Miscellaneous computer services, n.e.c. -----	197	(D)	(D)	(D)	FF
738	Miscellaneous business services -----	8 314	(D)	(D)	(D)	MM
7381, 2	Detective agencies and protective services -----	1 538	(D)	(D)	(D)	LL
7381	Detective, guard, and armored car services -----	1 192	(D)	(D)	(D)	LL
7381 pt.	Detective agencies and guard services -----	1 148	1 162 912	773 633	185 391	57 730
7381 pt.	Armored car services -----	44	(D)	(D)	(D)	HH
7382	Security systems services -----	346	(D)	(D)	(D)	II
7383	News syndicates -----	106	(D)	(D)	(D)	HH
7384	Photofinishing laboratories* -----	878	418 123	137 229	31 912	6 201
7384 pt.	Photofinishing laboratories, except "one-hour" (mini) labs* -----	458	(D)	(D)	(D)	HH
7384 pt.	One-hour (mini) photofinishing* -----	420	(D)	(D)	(D)	GG
7389	Business services, n.e.c. -----	5 792	(D)	(D)	(D)	LL
7389 pt.	Sign painting shops -----	189	(D)	(D)	(D)	FF
7389 pt.	Interior designing -----	827	(D)	(D)	(D)	HH
7389 pt.	Telephone answering services -----	327	138 185	60 521	14 442	3 773
7389 pt.	Other business services -----	4 449	(D)	(D)	(D)	LL
7389 pt.	Water softening and conditioning services -----	82	(D)	(D)	(D)	FF
7389 pt.	Packaging and labeling services -----	318	547 347	185 947	39 434	11 024
7389 pt.	Trading stamp services -----	7	(D)	(D)	(D)	BB
7389 pt.	Miscellaneous business services -----	4 042	3 888 854	1 135 201	252 459	39 318
7389 pt.	Convention and trade show services -----	270	333 003	106 938	24 600	4 974
7389 pt.	Private mail centers -----	116	(D)	(D)	(D)	FF
7389 pt.	Miscellaneous business services, n.e.c. -----	3 656	(D)	(D)	(D)	KK



**Table 7a. Summary Statistics for Firms Subject to Federal Income Tax for Metropolitan Areas: 1992—Con.**

[Includes only establishments with payroll. For meaning of abbreviations and symbols, see introductory text. For explanation of terms and comparability of 1987 and 1992 censuses, see appendix A. For definitions of CMSA's, MSA's, and PMSA's, see appendix D]

SIC code	Geographic area and kind of business or operation	Establishments (number)	Receipts (\$1,000)	Annual payroll (\$1,000)	First-quarter payroll (\$1,000)	Paid employees for pay period including March 12 (number)
<b>NEW YORK-NORTHERN NEW JERSEY-LONG ISLAND, NY-NJ-CT-PA CMSA—Con.</b>						
<b>75</b>	<b>Automotive repair, services, and parking</b>	<b>13 363</b>	<b>5 751 106</b>	<b>1 301 507</b>	<b>314 057</b>	<b>61 784</b>
751	Automotive rental and leasing, without drivers	865	(D)	(D)	(D)	II
7513	Truck rental and leasing, without drivers	308	(D)	(D)	(D)	HH
7513 pt.	Truck rental, without drivers	160	(D)	(D)	(D)	GG
7513 pt.	Truck leasing, except finance leasing	148	(D)	(D)	(D)	GG
7514, 5	Passenger car rental and leasing	539	(D)	(D)	(D)	II
7514	Passenger car rental	392	(D)	(D)	(D)	II
7515	Passenger car leasing	147	(D)	(D)	(D)	GG
7519	Utility trailer and recreational vehicle rental	18	(D)	(D)	(D)	CC
752	Automobile parking	1 321	701 361	162 866	40 984	9 285
7521 pt.	Parking lots	531	206 121	45 941	11 252	3 383
7521 pt.	Parking structures	790	495 240	116 925	29 732	5 902
753	Automotive repair shops	9 741	2 993 603	788 290	191 418	35 725
7532	Top, body, and upholstery repair shops and paint shops	2 970	1 044 403	302 261	74 414	13 073
7532 pt.	Top and body repair shops	2 842	1 004 105	289 706	71 400	12 513
7532 pt.	Paint shops	128	40 298	12 555	3 014	560
7538	General automotive repair shops	4 905	1 297 227	311 668	74 875	14 874
7538 pt.	General automotive repair shops, except diesel	4 513	(D)	(D)	(D)	JJ
7538 pt.	Diesel repair shops	392	(D)	(D)	(D)	GG
7533, 4, 6, 7, 9	Other automotive repair shops	1 866	651 973	174 361	42 129	7 778
7533	Automotive exhaust system repair shops	341	(D)	(D)	(D)	GG
7534	Tire retreading and repair shops	114	(D)	(D)	(D)	FF
7536	Automotive glass replacement shops	305	121 066	33 116	8 240	1 382
7537	Automotive transmission repair shops	510	(D)	(D)	(D)	GG
7539	Automotive repair shops, n.e.c.	596	159 485	43 870	10 732	2 153
7539 pt.	Radiator repair	151	(D)	(D)	(D)	EE
7539 pt.	Brake, front end, and wheel alignment	235	(D)	(D)	(D)	FF
7539 pt.	Automotive electrical and fuel system services	149	33 828	10 714	2 634	547
7539 pt.	Carburetor repair shops	56	10 556	3 505	858	191
7539 pt.	Automotive electrical repair shops	93	23 272	7 209	1 776	356
7539 pt.	Other automotive repair shops, n.e.c.	61	(D)	(D)	(D)	CC
754	Automotive services, except repair	1 436	(D)	(D)	(D)	II
7542	Carwashes	792	(D)	(D)	(D)	HH
7549	Automotive services, except repair and carwashes	644	182 892	48 553	11 325	2 993
7549 pt.	Lubrication shops	193	(D)	(D)	(D)	GG
7549 pt.	Other automotive services	451	(D)	(D)	(D)	GG
7549 pt.	Towing services	347	82 883	23 786	5 430	1 225
7549 pt.	Other automotive services, n.e.c.	104	(D)	(D)	(D)	EE
<b>76</b>	<b>Miscellaneous repair services</b>	<b>5 288</b>	<b>2 365 746</b>	<b>778 309</b>	<b>185 526</b>	<b>28 963</b>
762	Electrical repair shops	1 734	(D)	(D)	(D)	JJ
7622	Radio and television repair shops	516	165 984	56 552	14 206	2 422
7623, 9	Other electrical and electronic repair shops	1 218	(D)	(D)	(D)	II
7623	Refrigeration and air-conditioning service and repair shops	381	197 425	59 041	14 538	1 900
7629	Electrical and electronic repair shops, n.e.c.	837	(D)	(D)	(D)	II
763	Watch, clock, and jewelry repair	139	(D)	(D)	(D)	FF
764	Reupholstery and furniture repair	488	93 880	35 024	8 278	1 794
769	Miscellaneous repair and related services	2 927	(D)	(D)	(D)	JJ
7692	Welding repair	244	(D)	(D)	(D)	GG
7694	Armature rewinding shops	121	93 260	30 275	6 782	952
7699	Repair shops and related services, n.e.c.	2 562	(D)	(D)	(D)	JJ
7699 pt.	Farm machinery and equipment repair	43	(D)	(D)	(D)	BB
7699 pt.	Lawnmower and other small gasoline engine repair	122	(D)	(D)	(D)	EE
7699 pt.	Sewer and septic tank cleaning services	264	137 670	43 944	10 198	1 595
7699 pt.	Other repair and related services, n.e.c.	2 133	(D)	(D)	(D)	JJ
<b>78, 79, 84</b>	<b>Amusement and recreation services, including motion pictures and museums</b>	<b>10 822</b>	<b>11 142 429</b>	<b>2 887 833</b>	<b>608 991</b>	<b>112 383</b>
781, 2	Motion picture production, distribution, and services	2 173	4 617 578	981 176	216 795	32 230
7812 pt.	Motion picture production, except for television	645	(D)	(D)	(D)	II
7812 pt.	Motion picture and tape production for television	591	(D)	(D)	(D)	HH
7819	Services allied to motion picture production	631	(D)	(D)	(D)	JJ
7822 pt.	Motion picture film and tape distributors	176	1 103 872	86 057	19 340	1 815
7822 pt.	Motion picture film exchanges	126	(D)	(D)	(D)	GG
7822 pt.	Video tape wholesalers	50	(D)	(D)	(D)	FF
7822 pt.	Film and tape distribution for television	86	(D)	(D)	(D)	GG
7829	Services allied to motion picture distribution	44	29 847	7 428	2 070	199
783	Motion picture theaters	458	570 238	87 359	20 616	8 509
7832	Motion picture theaters, except drive-in	449	(D)	(D)	(D)	II
7833	Drive-in motion picture theaters	9	(D)	(D)	(D)	CC
784	Video tape rental	1 420	358 126	65 802	16 220	6 730
792	Theatrical producers (except motion picture), bands, orchestras, and entertainers	2 104	(D)	(D)	(D)	JJ
7922	Theatrical producers (except motion picture) and miscellaneous theatrical services	1 042	(D)	(D)	(D)	JJ
7922 pt.	Producers of live theatrical productions	332	774 676	197 450	47 932	5 139
7922 pt.	Producers of radio and television shows, except tape producers	75	65 901	28 134	4 079	227
7922 pt.	Artists' and entertainers' managers or agents, concert bureaus, booking agents	359	319 532	135 601	27 567	2 517
7922 pt.	Other theatrical services	276	(D)	(D)	(D)	HH

**Table 7a. Summary Statistics for Firms Subject to Federal Income Tax for Metropolitan Areas: 1992—Con.**

[Includes only establishments with payroll. For meaning of abbreviations and symbols, see introductory text. For explanation of terms and comparability of 1987 and 1992 censuses, see appendix A. For definitions of CMSA's, MSA's, and PMSA's, see appendix D]

SIC code	Geographic area and kind of business or operation	Establishments (number)	Receipts (\$1,000)	Annual payroll (\$1,000)	First-quarter payroll (\$1,000)	Paid employees for pay period including March 12 (number)
<b>NEW YORK-NORTHERN NEW JERSEY-LONG ISLAND, NY-NJ-CT-PA CMSA—Con.</b>						
<b>78, 79, 84</b>	<b>Amusement and recreation services, including motion pictures and museums—Con.</b>					
792	Theatrical producers (except motion picture), bands, orchestras, and entertainers—Con.					
7929	Bands, orchestras, actors, and other entertainers and entertainment groups	1 062	(D)	(D)	(D)	HH
7929 pt.	Dance groups and artists	28	26 840	16 266	1 455	136
7929 pt.	Symphony orchestras, opera companies, and chamber music organizations	23	(D)	(D)	(D)	CC
7929 pt.	Other music and entertainment presentations	1 011	(D)	(D)	(D)	HH
7929 pt.	Other music groups and artists	478	(D)	(D)	(D)	GG
7929 pt.	Other entertainers and entertainment groups	533	374 981	139 021	19 372	2 252
793	Bowling centers	288	(D)	(D)	(D)	II
79 ex. 792, 3, 84	Commercial sports and other amusement and recreation services, including museums	4 379	3 013 206	956 823	191 977	42 981
794	Commercial sports	338	987 087	415 677	83 511	6 606
7941	Professional sports clubs, managers, promoters	123	(D)	(D)	(D)	HH
7941 pt.	Baseball clubs	5	(D)	(D)	(D)	GG
7941 pt.	Football clubs	3	(D)	(D)	(D)	CC
7941 pt.	Other professional sports clubs	7	119 565	77 957	26 174	405
7941 pt.	Managers and promoters	108	320 748	83 716	17 332	1 396
7948	Racing, including track operation	215	(D)	(D)	(D)	HH
7948 pt.	Auto racetrack operation	13	8 145	1 403	208	168
7948 pt.	Horse racetrack operation	5	(D)	(D)	(D)	GG
7948 pt.	Dog racetrack operation	—	(D)	(D)	(D)	—
7948 pt.	Racing stables and racing, n.e.c.	197	(D)	(D)	(D)	GG
79 ex. 792, 3, 4, 84	Other amusement and recreation services, including museums	4 041	2 026 119	541 146	108 466	36 375
791	Dance studios, schools, and halls	537	(D)	(D)	(D)	GG
7991	Physical fitness facilities	844	(D)	(D)	(D)	JJ
7991 pt.	Physical fitness centers, except gymnasiums and athletic clubs	702	(D)	(D)	(D)	II
7991 pt.	Gymnasiums and athletic clubs	142	89 118	28 771	6 926	2 862
7992	Public golf courses	104	(D)	(D)	(D)	FF
7993	Coin-operated amusement devices	331	169 050	41 350	9 028	1 813
7996	Amusement parks	39	119 451	22 653	1 851	688
7997	Membership sports and recreation clubs	592	(D)	(D)	(D)	II
7999, 84	Amusement and recreation services, including museums, n.e.c.	1 594	(D)	(D)	(D)	JJ
7999 pt.	Concession operators of amusement devices and rides	80	(D)	(D)	(D)	CC
7999 pt.	Carnivals, circuses, and fairs	28	(D)	(D)	(D)	EE
7999 pt.	Carnivals and circuses	19	16 751	5 429	1 104	194
7999 pt.	Fairs	9	(D)	(D)	(D)	BB
7999 pt., 84	Other recreation and amusements, including museums	1 486	(D)	(D)	(D)	II
84	Museums, art galleries, and botanical and zoological gardens	27	7 794	1 917	328	102
841	Museums and art galleries	20	5 730	1 690	285	81
842	Arboreta and botanical or zoological gardens	7	2 064	227	43	21
7999 pt.	Roller skating rinks	52	19 646	5 778	1 271	625
7999 pt.	Ice skating rinks	17	18 585	4 086	1 068	428
7999 pt.	Other amusement and recreation services, n.e.c.	1 390	(D)	(D)	(D)	II
<b>80</b>	<b>Health services</b>	<b>40 598</b>	<b>26 115 229</b>	<b>10 923 851</b>	<b>2 348 439</b>	<b>333 550</b>
801	Offices and clinics of doctors of medicine	19 988	12 776 635	5 666 532	1 132 182	103 711
8011 pt.	Offices of doctors of medicine	19 764	(D)	(D)	(D)	LL
8011 pt.	General medical clinics	224	(D)	(D)	(D)	HH
802	Offices and clinics of dentists	10 503	3 560 746	1 175 686	265 536	46 789
8021 pt.	Offices of dentists	10 468	3 541 941	1 169 101	263 953	46 503
8021 pt.	Dental clinics	35	18 805	6 585	1 583	286
803	Offices and clinics of doctors of osteopathy	295	127 977	53 010	11 219	1 457
8031 pt.	Offices of osteopathic physicians	289	124 710	51 664	10 865	1 410
8031 pt.	Osteopathic clinics	6	3 267	1 346	354	47
804	Offices and clinics of other health practitioners	6 399	1 721 343	504 618	109 573	21 975
8041	Offices and clinics of chiropractors	2 555	649 378	161 866	35 617	7 807
8042	Offices and clinics of optometrists	1 047	(D)	(D)	(D)	HH
8043	Offices and clinics of podiatrists	1 159	275 619	70 445	15 067	3 228
8049	Offices and clinics of health practitioners, n.e.c.	1 638	(D)	(D)	(D)	II
805	Nursing and personal care facilities	566	3 071 642	1 460 537	345 524	67 484
8051	Skilled nursing care facilities	457	2 868 210	1 366 156	324 007	62 457
8052	Intermediate care facilities	59	94 389	45 207	11 161	2 675
8059	Nursing and personal care facilities, n.e.c.	50	109 043	49 174	10 356	2 352
806	Hospitals	28	912 509	420 510	105 323	13 493
8062	General medical and surgical hospitals	13	615 304	298 345	74 963	9 126
8063, 9	Specialty hospitals	15	297 205	122 165	30 360	4 367
8063	Psychiatric hospitals	10	217 821	98 542	25 097	3 449
8069	Specialty hospitals, except psychiatric	5	79 384	23 623	5 263	918
807, 8, 9	Other health services	2 819	3 944 377	1 642 958	379 082	78 641
807	Medical and dental laboratories	1 491	(D)	(D)	(D)	JJ
8071	Medical laboratories	829	1 611 800	522 565	123 139	15 625
8072	Dental laboratories	662	(D)	(D)	(D)	HH
808	Home health care services	596	1 301 206	727 120	169 998	49 515
809	Miscellaneous health and allied services, n.e.c.	732	(D)	(D)	(D)	II
8092	Kidney dialysis centers	39	126 309	42 213	9 769	1 331
8093	Specialty outpatient facilities, n.e.c.	420	(D)	(D)	(D)	HH
8099	Health and allied services, n.e.c.	273	(D)	(D)	(D)	HH
<b>81</b>	<b>Legal services</b>	<b>14 978</b>	<b>16 566 436</b>	<b>5 916 329</b>	<b>1 339 808</b>	<b>120 798</b>

**SERVICE INDUSTRIES—GEOGRAPHIC AREA SERIES**

**NEW JERSEY NJ-127**

**Table 7a. Summary Statistics for Firms Subject to Federal Income Tax for Metropolitan Areas: 1992—Con.**

[Includes only establishments with payroll. For meaning of abbreviations and symbols, see introductory text. For explanation of terms and comparability of 1987 and 1992 censuses, see appendix A. For definitions of CMSA's, MSA's, and PMSA's, see appendix D]

SIC code	Geographic area and kind of business or operation	Establishments (number)	Receipts (\$1,000)	Annual payroll (\$1,000)	First-quarter payroll (\$1,000)	Paid employees for pay period including March 12 (number)
<b>NEW YORK-NORTHERN NEW JERSEY-LONG ISLAND, NY-NJ-CT-PA CMSA—Con.</b>						
<b>823, 4, 9</b>	<b>Selected educational services -----</b>	<b>1 606</b>	<b>1 034 377</b>	<b>340 455</b>	<b>79 898</b>	<b>18 794</b>
823	Libraries -----	10	(D)	(D)	(D)	CC
824	Vocational schools -----	482	462 621	164 321	39 572	6 685
8243	Data processing schools -----	173	134 137	46 319	10 636	1 589
8244	Business and secretarial schools -----	101	129 711	47 832	11 867	2 526
8249	Vocational schools, n.e.c. -----	208	198 773	70 170	17 069	2 570
829	Schools and educational services, n.e.c. -----	1 114	(D)	(D)	(D)	JJ
<b>83</b>	<b>Social services -----</b>	<b>2 705</b>	<b>973 343</b>	<b>387 988</b>	<b>89 574</b>	<b>26 911</b>
835	Child day care services -----	1 590	(D)	(D)	(D)	JJ
832, 3, 6, 9	Other social services -----	1 115	(D)	(D)	(D)	JJ
832	Individual and family social services -----	480	(D)	(D)	(D)	HH
833	Job training and vocational rehabilitation services -----	87	49 492	20 390	4 645	1 236
836	Residential care -----	367	348 108	119 711	27 187	7 112
839	Social services, n.e.c. -----	181	(D)	(D)	(D)	GG
<b>87 ex. 8733</b>	<b>Engineering, accounting, research, management, and related services (except noncommercial research organizations) -----</b>	<b>22 342</b>	<b>24 165 181</b>	<b>9 533 364</b>	<b>2 173 996</b>	<b>226 093</b>
871	Engineering, architectural, and surveying services -----	5 233	6 946 212	2 822 059	656 378	61 047
8711	Engineering services -----	3 011	(D)	(D)	(D)	KK
8712	Architectural services -----	1 746	(D)	(D)	(D)	JJ
8713	Surveying services -----	476	(D)	(D)	(D)	GG
872	Accounting, auditing, and bookkeeping services -----	6 689	5 249 546	2 039 544	480 887	64 765
873 ex. 8733	Research, development, and testing services (except noncommercial research organizations) -----	1 509	2 909 348	1 130 206	266 631	28 490
8731	Commercial physical and biological research -----	323	(D)	(D)	(D)	II
8731 pt.	Commercial physical research -----	186	746 369	344 077	83 622	5 513
8731 pt.	Commercial medical and biological research -----	137	(D)	(D)	(D)	GG
8732	Commercial economic, sociological, and educational research -----	882	1 539 253	506 028	118 895	15 543
8734	Testing laboratories -----	304	(D)	(D)	(D)	HH
874	Management and public relations services -----	8 911	9 060 075	3 541 555	770 100	71 791
8741	Management services -----	2 097	(D)	(D)	(D)	JJ
8742	Management consulting services -----	4 453	4 517 206	1 867 032	388 248	32 991
8743	Public relations services -----	902	899 731	332 274	76 292	6 494
8744	Facilities support management services -----	46	(D)	(D)	(D)	GG
8748	Business consulting services, n.e.c. -----	1 413	(D)	(D)	(D)	II
<b>89</b>	<b>Services, n.e.c. -----</b>	<b>1 721</b>	<b>(D)</b>	<b>(D)</b>	<b>(D)</b>	<b>II</b>
8999 pt.	Scientific and related consulting services, except environmental -----	294	258 646	122 067	31 172	2 360
8999 pt.	Other services -----	1 427	(D)	(D)	(D)	II
8999 pt.	Environmental consulting -----	286	283 698	94 155	21 952	2 380
8999 pt.	Authors, composers, and other arts-related services -----	501	(D)	(D)	(D)	GG
8999 pt.	Other services, n.e.c. -----	640	(D)	(D)	(D)	GG
<b>Bergen-Passaic, NJ PMSA</b>						
	<b>Total -----</b>	<b>13 299</b>	<b>9 140 713</b>	<b>3 439 831</b>	<b>774 241</b>	<b>118 815</b>
<b>70 ex. 704</b>	<b>Hotels, rooming houses, camps, and other lodging places (except membership lodging) -----</b>	<b>91</b>	<b>211 789</b>	<b>70 123</b>	<b>16 570</b>	<b>4 778</b>
7011	Hotels and motels -----	80	210 051	69 766	16 539	4 764
7011 pt.	Hotels -----	45	181 818	62 216	14 621	4 117
7011 pt.	Hotels, 25 guestrooms or more -----	43	(D)	(D)	(D)	HH
7011 pt.	Hotels, less than 25 guestrooms -----	2	(D)	(D)	(D)	AA
7011 pt.	Motels, motor hotels, and tourist courts -----	35	28 233	7 550	1 918	647
7011 pt.	Motels, tourist courts -----	23	13 153	3 744	904	330
7011 pt.	Motor hotels -----	12	15 080	3 806	1 014	317
702, 3	Other lodging places -----	11	1 738	357	31	14
702	Rooming and boarding houses -----	6	(D)	(D)	(D)	AA
703	Camps and recreational vehicle parks -----	5	(D)	(D)	(D)	AA
7032	Sporting and recreational camps -----	3	(D)	(D)	(D)	AA
7033	Recreational vehicle parks and campsites -----	2	(D)	(D)	(D)	AA
<b>72</b>	<b>Personal services -----</b>	<b>1 474</b>	<b>275 205</b>	<b>91 531</b>	<b>21 578</b>	<b>8 007</b>
721	Laundry, cleaning, and garment services -----	403	91 808	31 163	7 038	2 335
7211	Power laundries, family and commercial* -----	14	5 554	2 355	558	145
7213	Linen supply* -----	10	8 677	3 148	693	172
7215	Coin-operated laundries and drycleaning -----	95	11 474	2 712	613	291
7215 pt.	Coin-operated laundries and drycleaning stores -----	90	(D)	(D)	(D)	EE
7215 pt.	Coin-operated laundry routes -----	5	(D)	(D)	(D)	AA
7216	Drycleaning plants, except rug cleaning* -----	204	43 737	14 983	3 564	1 191
7217	Carpet and upholstery cleaning -----	28	5 928	2 527	506	199
7218	Industrial laundriers* -----	4	2 574	972	233	55
7212, 9	Other laundry, cleaning, and garment services* -----	48	13 864	4 466	871	282
7212	Garment pressing, and agents for laundries and drycleaners -----	21	2 382	443	106	40
7219	Laundry and garment services, n.e.c.* -----	27	11 482	4 023	765	242
722	Photographic studios, portrait -----	47	12 327	3 303	777	181
723, 4	Beauty and barber shops -----	805	82 641	32 499	7 721	3 205
723	Beauty shops -----	741	78 047	30 899	7 347	3 057
724	Barber shops -----	64	4 594	1 600	374	148
725	Shoe repair shops and shoeshine parlors -----	18	1 254	344	83	28
726	Funeral service and crematories -----	90	52 754	12 181	2 633	476

**Table 7a. Summary Statistics for Firms Subject to Federal Income Tax for Metropolitan Areas: 1992 — Con.**

[Includes only establishments with payroll. For meaning of abbreviations and symbols, see introductory text. For explanation of terms and comparability of 1987 and 1992 censuses, see appendix A. For definitions of CMSA's, MSA's, and PMSA's, see appendix D]

SIC code	Geographic area and kind of business or operation	Establishments (number)	Receipts (\$1,000)	Annual payroll (\$1,000)	First-quarter payroll (\$1,000)	Paid employees for pay period including March 12 (number)
<b>NEW YORK—NORTHERN NEW JERSEY—LONG ISLAND, NY—NJ—CT—PA CMSA—Con.</b>						
<b>Bergen—Passaic, NJ PMSA—Con.</b>						
<b>72</b>	<b>Personal services—Con.</b>					
729	Miscellaneous personal services .....	111	34 421	12 041	3 326	1 782
7291	Tax return preparation services .....	12	(D)	(D)	(D)	GG
7299	Miscellaneous personal services, n.e.c. ....	99	(D)	(D)	(D)	FF
7299 pt.	Massage parlors, tanning salons, and saunas .....	21	1 111	236	51	46
7299 pt.	Other personal services .....	78	(D)	(D)	(D)	FF
7299 pt.	Diet and weight reducing services .....	15	10 276	2 034	469	154
7299 pt.	Formal wear rental .....	14	5 730	1 974	403	114
7299 pt.	Other personal services, n.e.c. ....	49	(D)	(D)	(D)	EE
<b>73</b>	<b>Business services .....</b>	<b>2 788</b>	<b>2 506 070</b>	<b>984 725</b>	<b>230 690</b>	<b>41 918</b>
731	Advertising .....	199	227 570	65 913	14 239	1 607
7311	Advertising agencies .....	147	139 440	48 309	10 391	988
7312	Outdoor advertising services .....	9	14 889	3 197	759	99
7313	Radio, television, publishers' advertising representatives .....	22	27 272	9 209	1 861	232
7313 pt.	Radio, television advertising representatives .....	4	2 810	1 316	193	11
7313 pt.	Publishers' advertising representatives .....	18	24 462	7 893	1 668	221
7319	Advertising, n.e.c. ....	21	45 969	5 198	1 228	288
732	Consumer credit reporting agencies, mercantile reporting agencies, and adjustment and collection agencies .....	65	38 929	14 175	3 266	614
7322	Adjustment and collection services .....	56	30 046	11 260	2 537	446
7323	Credit reporting services .....	9	8 883	2 915	729	168
733	Mailing, reproduction, commercial art and photography, and stenographic services .....	322	328 081	89 638	21 010	2 805
7331	Direct mail advertising services .....	74	204 537	50 306	11 837	1 648
7331 pt.	Mailing list compilers, brokers, and managers .....	29	99 044	23 327	6 459	655
7331 pt.	Direct mail advertising services, except mailing list services .....	45	105 493	26 979	5 378	993
7334	Photocopying and duplicating services .....	21	9 099	3 144	700	131
7334 pt.	Blueprinting and photocopying services .....	20	(D)	(D)	(D)	CC
7334 pt.	Duplicating services, except printing and photocopying .....	1	(D)	(D)	(D)	AA
7335, 6	Commercial photography, art, and graphics .....	187	104 536	32 808	7 680	872
7335	Commercial photography .....	47	18 318	6 263	1 296	195
7336	Commercial art and graphic design .....	140	86 218	26 545	6 384	677
7336 pt.	Commercial art .....	21	4 431	1 363	337	51
7336 pt.	Graphic arts and related design .....	119	81 787	25 182	6 047	626
7338	Secretarial and court reporting services .....	40	9 909	3 380	793	154
734	Services to dwellings and other buildings .....	397	129 699	66 161	15 660	6 202
7342	Disinfecting and pest control services .....	59	15 421	6 579	1 363	249
7349	Building cleaning and maintenance services, n.e.c. ....	338	114 278	59 582	14 297	5 953
735	Miscellaneous equipment rental and leasing .....	127	164 489	40 980	8 892	1 153
7352	Medical equipment rental and leasing .....	13	12 017	2 992	693	93
7353	Heavy construction equipment rental and leasing .....	26	26 949	9 513	1 988	177
7353 pt.	Rental and leasing of heavy construction equipment without operators .....	15	(D)	(D)	(D)	BB
7353 pt.	Rental and leasing of heavy construction equipment with operators .....	11	(D)	(D)	(D)	CC
7359	Equipment rental and leasing, n.e.c. ....	88	125 523	28 475	6 211	883
7359 pt.	Equipment rental .....	71	93 215	23 312	4 835	700
7359 pt.	Rent-to-own .....	5	2 333	521	122	22
7359 pt.	Equipment rental, except rent-to-own .....	66	90 882	22 791	4 713	678
7359 pt.	Equipment leasing, except finance leasing .....	17	32 308	5 163	1 376	183
736	Personnel supply services .....	314	259 861	178 797	41 004	11 177
7361	Employment agencies .....	180	51 218	27 125	5 984	1 611
7363	Help supply services .....	134	208 643	151 672	35 020	9 566
7363 pt.	Temporary help supply .....	114	135 117	96 581	22 295	7 297
7363 pt.	Help supply, except temporary .....	20	73 526	55 091	12 725	2 269
7363 pt.	Employee leasing .....	10	54 775	40 434	9 338	1 279
7363 pt.	Other help supply services .....	10	18 751	14 657	3 387	990
737	Computer programming, data processing, and other computer related services .....	748	843 214	324 355	78 292	7 248
7371, 2, 3	Computer programming, prepackaged software, and integrated systems .....	423	436 738	177 239	43 505	3 471
7371	Computer programming services .....	308	155 897	69 210	17 031	1 468
7372	Prepackaged software .....	68	(D)	(D)	(D)	GG
7373	Computer integrated systems .....	47	(D)	(D)	(D)	FF
7374, 5, 6	Data processing services .....	109	203 126	75 992	18 711	2 337
7374, 5	Computer processing, information retrieval .....	102	(D)	(D)	(D)	GG
7374	Computer processing and data preparation and processing services .....	97	177 082	63 666	16 832	2 042
7375	Information retrieval services .....	5	(D)	(D)	(D)	CC
7376	Computer facilities management services .....	7	(D)	(D)	(D)	CC
7377, 8, 9	Computer rental and leasing, maintenance, and related services, n.e.c. ....	216	203 350	71 124	16 076	1 440
7377	Computer rental and leasing .....	20	88 703	18 324	4 261	257
7378	Computer maintenance and repair .....	47	43 710	15 403	3 566	477
7379	Computer related services, n.e.c. ....	149	70 937	37 397	8 249	706
7379 pt.	Computer consultants .....	133	66 489	35 589	7 827	657
7379 pt.	Miscellaneous computer services, n.e.c. ....	16	4 448	1 808	422	49
738	Miscellaneous business services .....	616	514 227	204 706	48 327	11 112
7381, 2	Detective agencies and protective services .....	109	107 713	57 528	14 925	3 375
7381	Detective, guard, and armored car services .....	79	56 226	34 494	8 965	2 696
7381 pt.	Detective agencies and guard services .....	77	(D)	(D)	(D)	HH
7381 pt.	Armored car services .....	2	(D)	(D)	(D)	CC
7382	Security systems services .....	30	51 487	23 034	5 960	679
7383	News syndicates .....	3	228	135	37	7
7384	Photofinishing laboratories* .....	62	71 394	27 222	5 782	1 171
7384 pt.	Photofinishing laboratories, except "one-hour" (mini) labs* .....	33	64 819	25 898	5 451	1 060
7384 pt.	One-hour (mini) photofinishing* .....	29	6 575	1 324	331	111

**Table 7a. Summary Statistics for Firms Subject to Federal Income Tax for Metropolitan Areas: 1992 — Con.**

[Includes only establishments with payroll. For meaning of abbreviations and symbols, see introductory text. For explanation of terms and comparability of 1987 and 1992 censuses, see appendix A. For definitions of CMSA's, MSA's, and PMSA's, see appendix D]

SIC code	Geographic area and kind of business or operation	Establishments (number)	Receipts (\$1,000)	Annual payroll (\$1,000)	First-quarter payroll (\$1,000)	Paid employees for pay period including March 12 (number)
<b>NEW YORK-NORTHERN NEW JERSEY-LONG ISLAND, NY-NJ-CT-PA CMSA—Con.</b>						
<b>Bergen-Passaic, NJ PMSA—Con.</b>						
<b>73</b>	<b>Business services—Con.</b>					
738	Miscellaneous business services—Con.					
7389	Business services, n.e.c. -----	442	334 892	119 821	27 583	6 559
7389 pt.	Sign painting shops -----	16	2 732	790	177	41
7389 pt.	Interior designing -----	50	16 685	3 971	1 029	171
7389 pt.	Telephone answering services -----	20	21 306	11 308	2 908	530
7389 pt.	Other business services -----	356	294 169	103 752	23 469	5 817
7389 pt.	Water softening and conditioning services -----	5	2 789	731	182	42
7389 pt.	Packaging and labeling services -----	50	65 297	24 546	5 317	1 454
7389 pt.	Trading stamp services -----	—	—	—	—	—
7389 pt.	Miscellaneous business services -----	301	226 083	78 475	17 970	4 321
7389 pt.	Convention and trade show services -----	20	19 349	8 819	2 349	1 426
7389 pt.	Private mail centers -----	12	2 948	810	186	79
7389 pt.	Miscellaneous business services, n.e.c. -----	269	203 786	68 846	15 435	2 816
<b>75</b>	<b>Automotive repair, services, and parking -----</b>	<b>1 042</b>	<b>505 921</b>	<b>117 568</b>	<b>26 946</b>	<b>4 830</b>
751	Automotive rental and leasing, without drivers -----	78	203 606	35 962	6 978	1 134
7513	Truck rental and leasing, without drivers -----	25	(D)	(D)	(D)	EE
7513 pt.	Truck rental, without drivers -----	19	33 252	7 547	1 660	276
7513 pt.	Truck leasing, except finance leasing -----	6	(D)	(D)	(D)	AA
7514, 5	Passenger car rental and leasing -----	50	(D)	(D)	(D)	FF
7514	Passenger car rental -----	33	(D)	(D)	(D)	FF
7515	Passenger car leasing -----	17	(D)	(D)	(D)	BB
7519	Utility trailer and recreational vehicle rental -----	3	(D)	(D)	(D)	BB
752	Automobile parking -----	11	1 749	360	104	42
7521 pt.	Parking lots -----	7	411	112	24	10
7521 pt.	Parking structures -----	4	1 338	248	80	32
753	Automotive repair shops -----	805	266 573	69 856	17 282	2 989
7532	Top, body, and upholstery repair shops and paint shops -----	264	102 099	28 381	7 066	1 202
7532 pt.	Top and body repair shops -----	259	98 763	27 367	6 821	1 159
7532 pt.	Paint shops -----	5	3 336	1 014	245	43
7538	General automotive repair shops -----	381	108 824	26 315	6 386	1 109
7538 pt.	General automotive repair shops, except diesel -----	336	83 726	18 484	4 443	843
7538 pt.	Diesel repair shops -----	45	25 098	7 831	1 943	266
7533, 4, 6, 7, 9	Other automotive repair shops -----	160	55 650	15 160	3 830	678
7533	Automotive exhaust system repair shops -----	24	11 058	2 809	723	113
7534	Tire retreading and repair shops -----	10	5 000	1 352	361	69
7536	Automotive glass replacement shops -----	23	7 580	1 979	512	85
7537	Automotive transmission repair shops -----	45	11 869	4 248	1 084	186
7539	Automotive repair shops, n.e.c. -----	58	20 143	4 772	1 150	225
7539 pt.	Radiator repair -----	10	2 077	411	101	25
7539 pt.	Brake, front end, and wheel alignment -----	27	7 539	2 235	526	96
7539 pt.	Automotive electrical and fuel system services -----	14	3 607	1 179	291	65
7539 pt.	Carburetor repair shops -----	3	643	209	53	10
7539 pt.	Automotive electrical repair shops -----	11	2 964	970	238	55
7539 pt.	Other automotive repair shops, n.e.c. -----	7	6 920	947	232	39
754	Automotive services, except repair -----	148	33 993	11 390	2 582	665
7542	Carwashes -----	79	17 041	6 379	1 423	416
7549	Automotive services, except repair and carwashes -----	69	16 952	5 011	1 159	249
7549 pt.	Lubrication shops -----	17	6 622	1 868	430	91
7549 pt.	Other automotive services -----	52	10 330	3 143	729	158
7549 pt.	Towing services -----	40	8 634	2 716	638	136
7549 pt.	Other automotive services, n.e.c. -----	12	1 696	427	91	22
<b>76</b>	<b>Miscellaneous repair services -----</b>	<b>466</b>	<b>213 277</b>	<b>70 587</b>	<b>17 063</b>	<b>2 700</b>
762	Electrical repair shops -----	150	93 258	31 933	8 030	1 213
7622	Radio and television repair shops -----	49	26 039	11 467	3 072	427
7623, 9	Other electrical and electronic repair shops -----	101	67 219	20 466	4 958	786
7623	Refrigeration and air-conditioning service and repair shops -----	22	5 775	2 053	446	70
7629	Electrical and electronic repair shops, n.e.c. -----	79	61 444	18 413	4 512	716
763	Watch, clock, and jewelry repair -----	5	(D)	(D)	(D)	CC
764	Reupholstery and furniture repair -----	37	5 733	1 842	517	115
769	Miscellaneous repair and related services -----	274	(D)	(D)	(D)	GG
7692	Welding repair -----	19	7 285	2 098	516	78
7694	Armature rewinding shops -----	13	11 986	4 682	1 063	141
7699	Repair shops and related services, n.e.c. -----	242	(D)	(D)	(D)	GG
7699 pt.	Farm machinery and equipment repair -----	1	(D)	(D)	(D)	AA
7699 pt.	Lawnmower and other small gasoline engine repair -----	16	4 671	975	200	46
7699 pt.	Sewer and septic tank cleaning services -----	18	8 482	2 702	586	81
7699 pt.	Other repair and related services, n.e.c. -----	207	(D)	(D)	(D)	FF
<b>78, 79, 84</b>	<b>Amusement and recreation services, including motion pictures and museums -----</b>	<b>661</b>	<b>465 137</b>	<b>165 720</b>	<b>35 991</b>	<b>5 565</b>
781, 2	Motion picture production, distribution, and services -----	86	101 316	17 462	3 991	571
7812 pt.	Motion picture production, except for television -----	30	(D)	(D)	(D)	CC
7812 pt.	Motion picture and tape production for television -----	16	(D)	(D)	(D)	BB
7819	Services allied to motion picture production -----	25	(D)	(D)	(D)	CC
7822 pt.	Motion picture film and tape distributors -----	10	(D)	(D)	(D)	BB
7822 pt.	Motion picture film exchanges -----	4	2 011	338	70	13
7822 pt.	Video tape wholesalers -----	6	(D)	(D)	(D)	BB
7822 pt.	Film and tape distribution for television -----	2	(D)	(D)	(D)	AA
7829	Services allied to motion picture distribution -----	3	(D)	(D)	(D)	AA
783	Motion picture theaters -----	27	34 363	4 728	1 108	567
7832	Motion picture theaters, except drive-in -----	27	34 363	4 728	1 108	567
7833	Drive-in motion picture theaters -----	—	—	—	—	—
784	Video tape rental -----	82	26 515	5 218	1 275	474

**Table 7a. Summary Statistics for Firms Subject to Federal Income Tax for Metropolitan Areas: 1992—Con.**

[Includes only establishments with payroll. For meaning of abbreviations and symbols, see introductory text. For explanation of terms and comparability of 1987 and 1992 censuses, see appendix A. For definitions of CMSA's, MSA's, and PMSA's, see appendix D]

SIC code	Geographic area and kind of business or operation	Establishments (number)	Receipts (\$1,000)	Annual payroll (\$1,000)	First-quarter payroll (\$1,000)	Paid employees for pay period including March 12 (number)
	<b>NEW YORK-NORTHERN NEW JERSEY-LONG ISLAND, NY-NJ-CT-PA CMSA—Con.</b>					
	<b>Bergen-Passaic, NJ PMSA—Con.</b>					
<b>78, 79, 84</b>	<b>Amusement and recreation services, including motion pictures and museums—Con.</b>					
792	Theatrical producers (except motion picture), bands, orchestras, and entertainers	102	63 654	18 293	3 324	322
7922	Theatrical producers (except motion picture) and miscellaneous theatrical services	51	41 100	10 263	2 006	178
7922 pt.	Producers of live theatrical productions	14	3 764	1 388	201	28
7922 pt.	Producers of radio and television shows, except tape producers	4	1 482	819	510	10
7922 pt.	Artists' and entertainers' managers or agents, concert bureaus, booking agents	14	4 213	1 259	276	37
7922 pt.	Other theatrical services	19	31 641	6 797	1 019	103
7929	Bands, orchestras, actors, and other entertainers and entertainment groups	51	22 554	8 030	1 318	144
7929 pt.	Dance groups and artists	—	—	—	—	—
7929 pt.	Symphony orchestras, opera companies, and chamber music organizations	—	—	—	—	—
7929 pt.	Other music and entertainment presentations	51	22 554	8 030	1 318	144
7929 pt.	Other music groups and artists	29	11 619	3 301	303	88
7929 pt.	Other entertainers and entertainment groups	22	10 935	4 729	1 015	56
793	Bowling centers	27	16 603	4 868	1 225	433
79 ex. 792, 3, 84	Commercial sports and other amusement and recreation services, including museums	337	222 686	115 151	25 068	3 198
794	Commercial sports	28	91 619	77 848	16 821	411
7941	Professional sports clubs, managers, promoters	13	87 788	76 822	16 578	352
7941 pt.	Baseball clubs	—	—	—	—	—
7941 pt.	Football clubs	1	(D)	(D)	(D)	BB
7941 pt.	Other professional sports clubs	2	(D)	(D)	(D)	CC
7941 pt.	Managers and promoters	10	(D)	(D)	(D)	CC
7948	Racing, including track operation	15	3 831	1 026	243	59
7948 pt.	Auto racetrack operation	1	(D)	(D)	(D)	AA
7948 pt.	Horse racetrack operation	—	—	—	—	—
7948 pt.	Dog racetrack operation	—	—	—	—	—
7948 pt.	Racing stables and racing, n.e.c.	14	(D)	(D)	(D)	BB
79 ex. 792, 3, 4; 84	Other amusement and recreation services, including museums	309	131 067	37 303	8 247	2 787
791	Dance studios, schools, and halls	51	7 051	2 267	607	210
7991	Physical fitness facilities	68	36 414	10 559	2 681	1 248
7991 pt.	Physical fitness centers, except gymnasiums and athletic clubs	56	28 202	7 399	1 845	875
7991 pt.	Gymnasiums and athletic clubs	12	8 212	3 160	836	373
7992	Public golf courses	3	(D)	(D)	(D)	AA
7993	Coin-operated amusement devices	24	11 765	2 300	591	107
7996	Amusement parks	1	(D)	(D)	(D)	BB
7997	Membership sports and recreation clubs	39	31 046	9 767	1 821	483
7999, 84	Amusement and recreation services, including museums, n.e.c.	123	(D)	(D)	(D)	FF
7999 pt.	Concession operators of amusement devices and rides	11	3 841	1 069	218	50
7999 pt.	Carnivals, circuses, and fairs	2	(D)	(D)	(D)	AA
7999 pt.	Carnivals and circuses	2	(D)	(D)	(D)	AA
7999 pt., 84	Fairs	—	—	—	—	—
7999 pt., 84	Other recreation and amusements, including museums	110	(D)	(D)	(D)	FF
84	Museums, art galleries, and botanical and zoological gardens	3	(D)	(D)	(D)	AA
841	Museums and art galleries	3	(D)	(D)	(D)	AA
842	Arboreta and botanical or zoological gardens	—	—	—	—	—
7999 pt.	Roller skating rinks	4	(D)	(D)	(D)	BB
7999 pt.	Ice skating rinks	1	(D)	(D)	(D)	BB
7999 pt.	Other amusement and recreation services, n.e.c.	102	30 356	8 537	1 840	507
<b>80</b>	<b>Health services</b>	<b>3 323</b>	<b>2 339 836</b>	<b>949 974</b>	<b>199 455</b>	<b>24 968</b>
801	Offices and clinics of doctors of medicine	1 585	1 006 460	480 206	93 078	7 904
8011 pt.	Offices of doctors of medicine	1 573	977 945	470 650	90 892	7 663
8011 pt.	General medical clinics	12	28 515	9 556	2 186	241
802	Offices and clinics of dentists	849	285 658	104 454	23 848	3 958
8021 pt.	Offices of dentists	848	(D)	(D)	(D)	HH
8021 pt.	Dental clinics	1	(D)	(D)	(D)	AA
803	Offices and clinics of doctors of osteopathy	44	20 298	7 232	1 609	228
8031 pt.	Offices of osteopathic physicians	44	20 298	7 232	1 609	228
8031 pt.	Osteopathic clinics	—	—	—	—	—
804	Offices and clinics of other health practitioners	567	176 653	47 104	10 210	2 110
8041	Offices and clinics of chiropractors	269	80 342	16 684	3 446	798
8042	Offices and clinics of optometrists	81	29 776	7 328	1 637	389
8043	Offices and clinics of podiatrists	88	22 859	5 255	1 178	243
8049	Offices and clinics of health practitioners, n.e.c.	129	43 676	17 837	3 949	680
805	Nursing and personal care facilities	42	199 119	96 438	22 182	4 768
8051	Skilled nursing care facilities	38	(D)	(D)	(D)	HH
8052	Intermediate care facilities	2	(D)	(D)	(D)	BB
8059	Nursing and personal care facilities, n.e.c.	2	(D)	(D)	(D)	CC
806	Hospitals	—	—	—	—	—
8062	General medical and surgical hospitals	—	—	—	—	—
8063, 9	Specialty hospitals	—	—	—	—	—
8063	Psychiatric hospitals	—	—	—	—	—
8069	Specialty hospitals, except psychiatric	—	—	—	—	—

**Table 7a. Summary Statistics for Firms Subject to Federal Income Tax for Metropolitan Areas: 1992 — Con.**

[Includes only establishments with payroll. For meaning of abbreviations and symbols, see introductory text. For explanation of terms and comparability of 1987 and 1992 censuses, see appendix A. For definitions of CMSA's, MSA's, and PMSA's, see appendix D]

SIC code	Geographic area and kind of business or operation	Establishments (number)	Receipts (\$1,000)	Annual payroll (\$1,000)	First-quarter payroll (\$1,000)	Paid employees for pay period including March 12 (number)
	<b>NEW YORK—NORTHERN NEW JERSEY—LONG ISLAND, NY—NJ—CT—PA CMSA—Con.</b>					
	<b>Bergen—Passaic, NJ PMSA—Con.</b>					
<b>80</b>	<b>Health services —Con.</b>					
807, 8, 9	Other health services .....	236	651 648	214 540	48 528	6 000
807	Medical and dental laboratories .....	132	483 454	140 601	33 944	3 340
8071	Medical laboratories .....	80	466 199	133 288	32 290	3 081
8072	Dental laboratories .....	52	17 255	7 313	1 654	259
808	Home health care services .....	35	76 712	24 523	5 314	1 213
809	Miscellaneous health and allied services, n.e.c. ....	69	91 482	49 416	9 270	1 447
8092	Kidney dialysis centers .....	1	(D)	(D)	(D)	AA
8093	Specialty outpatient facilities, n.e.c. ....	48	45 447	18 200	4 236	773
8099	Health and allied services, n.e.c. ....	20	(D)	(D)	(D)	FF
<b>81</b>	<b>Legal services .....</b>	<b>1 115</b>	<b>473 642</b>	<b>166 675</b>	<b>37 916</b>	<b>4 689</b>
<b>823, 4, 9</b>	<b>Selected educational services .....</b>	<b>111</b>	<b>68 383</b>	<b>18 416</b>	<b>4 344</b>	<b>974</b>
823	Libraries.....	1	(D)	(D)	(D)	AA
824	Vocational schools .....	38	47 345	10 695	2 519	439
8243	Data processing schools .....	16	28 439	5 626	1 268	219
8244	Business and secretarial schools .....	7	4 480	1 998	489	110
8249	Vocational schools, n.e.c. ....	15	14 426	3 071	762	110
829	Schools and educational services, n.e.c. ....	72	(D)	(D)	(D)	FF
<b>83</b>	<b>Social services .....</b>	<b>198</b>	<b>54 831</b>	<b>23 606</b>	<b>4 851</b>	<b>1 762</b>
835	Child day care services .....	137	28 780	15 484	3 222	1 306
832, 3, 6, 9	Other social services .....	61	26 051	8 122	1 629	456
832	Individual and family social services .....	28	4 644	1 976	460	101
833	Job training and vocational rehabilitation services .....	8	2 028	962	196	40
836	Residential care .....	15	15 923	3 911	725	271
839	Social services, n.e.c. ....	10	3 456	1 273	248	44
<b>87 ex. 8733</b>	<b>Engineering, accounting, research, management, and related services (except noncommercial research organizations) .....</b>	<b>1 916</b>	<b>1 976 499</b>	<b>760 329</b>	<b>174 627</b>	<b>18 173</b>
871	Engineering, architectural, and surveying services .....	454	661 828	292 217	68 182	6 269
8711	Engineering services .....	295	594 303	263 690	61 588	5 540
8712	Architectural services .....	115	52 616	21 325	5 033	532
8713	Surveying services .....	44	14 909	7 202	1 561	197
872	Accounting, auditing, and bookkeeping services .....	561	247 058	95 543	21 459	2 735
873 ex. 8733	Research, development, and testing services (except noncommercial research organizations) .....	153	348 386	98 256	24 125	2 638
8731	Commercial physical and biological research .....	33	(D)	(D)	(D)	FF
8731 pt.	Commercial physical research .....	14	(D)	(D)	(D)	CC
8731 pt.	Commercial medical and biological research .....	19	53 262	18 284	4 494	362
8732	Commercial economic, sociological, and educational research .....	88	233 428	58 487	14 447	1 700
8734	Testing laboratories .....	32	(D)	(D)	(D)	EE
874	Management and public relations services .....	748	719 227	274 313	60 861	6 531
8741	Management services .....	199	239 269	97 919	22 789	2 049
8742	Management consulting services .....	389	314 558	116 427	25 131	2 510
8743	Public relations services .....	43	(D)	(D)	(D)	EE
8744	Facilities support management services .....	3	(D)	(D)	(D)	FF
8748	Business consulting services, n.e.c. ....	114	68 867	28 027	5 330	785
<b>89</b>	<b>Services, n.e.c. ....</b>	<b>114</b>	<b>50 123</b>	<b>20 577</b>	<b>4 210</b>	<b>451</b>
8999 pt.	Scientific and related consulting services, except environmental .....	31	8 994	4 412	845	84
8999 pt.	Other services .....	83	41 129	16 165	3 365	367
8999 pt.	Environmental consulting .....	22	28 114	9 667	1 964	260
8999 pt.	Authors, composers, and other arts-related services .....	23	5 609	2 944	1 044	36
8999 pt.	Other services, n.e.c. ....	38	7 406	3 554	357	71
	<b>Bridgeport, CT PMSA</b>					
	<b>Total .....</b>	<b>3 359</b>	<b>2 343 874</b>	<b>1 069 141</b>	<b>242 882</b>	<b>43 170</b>
	(See appropriate State for SIC detail.)					
	<b>Danbury, CT PMSA</b>					
	<b>Total .....</b>	<b>1 793</b>	<b>963 750</b>	<b>395 874</b>	<b>86 705</b>	<b>13 282</b>
	(See appropriate State for SIC detail.)					
	<b>Dutchess County, NY PMSA</b>					
	<b>Total .....</b>	<b>1 824</b>	<b>812 283</b>	<b>288 801</b>	<b>67 175</b>	<b>13 258</b>
	(See appropriate State for SIC detail.)					

**Table 7a. Summary Statistics for Firms Subject to Federal Income Tax for Metropolitan Areas: 1992—Con.**

[Includes only establishments with payroll. For meaning of abbreviations and symbols, see introductory text. For explanation of terms and comparability of 1987 and 1992 censuses, see appendix A. For definitions of CMSA's, MSA's, and PMSA's, see appendix D]

SIC code	Geographic area and kind of business or operation	Establishments (number)	Receipts (\$1,000)	Annual payroll (\$1,000)	First-quarter payroll (\$1,000)	Paid employees for pay period including March 12 (number)
	<b>NEW YORK-NORTHERN NEW JERSEY-LONG ISLAND, NY-NJ-CT-PA CMSA—Con.</b>					
	<b>Jersey City, NJ PMSA</b>					
	<b>Total -----</b>	<b>3 083</b>	<b>2 257 943</b>	<b>803 491</b>	<b>185 130</b>	<b>32 292</b>
<b>70 ex. 704</b>	<b>Hotels, rooming houses, camps, and other lodging places (except membership lodging) -----</b>	<b>41</b>	<b>(D)</b>	<b>(D)</b>	<b>(D)</b>	<b>GG</b>
7011	Hotels and motels -----	34	57 359	15 752	3 340	1 048
7011 pt.	Hotels -----	17	46 079	13 051	2 829	853
7011 pt.	Hotels, 25 guestrooms or more -----	17	46 079	13 051	2 829	853
7011 pt.	Hotels, less than 25 guestrooms -----	—	—	—	—	—
7011 pt.	Motels, motor hotels, and tourist courts -----	17	11 280	2 701	511	195
7011 pt.	Motels, tourist courts -----	15	(D)	(D)	(D)	CC
7011 pt.	Motor hotels -----	2	(D)	(D)	(D)	BB
702, 3	Other lodging places -----	7	(D)	(D)	(D)	AA
702	Rooming and boarding houses -----	7	(D)	(D)	(D)	AA
703	Camps and recreational vehicle parks -----	—	—	—	—	—
<b>72</b>	<b>Personal services -----</b>	<b>437</b>	<b>95 317</b>	<b>29 442</b>	<b>6 875</b>	<b>2 127</b>
721	Laundry, cleaning, and garment services -----	153	44 471	15 472	3 562	942
7211	Power laundries, family and commercial* -----	2	(D)	(D)	(D)	BB
7213	Linen supply* -----	7	15 504	6 306	1 527	319
7215	Coin-operated laundries and drycleaning -----	42	7 035	1 261	289	105
7216	Drycleaning plants, except rug cleaning* -----	65	10 577	2 784	659	217
7217	Carpet and upholstery cleaning -----	7	889	240	55	15
7218	Industrial launderers* -----	1	(D)	(D)	(D)	BB
7212, 9	Other laundry, cleaning, and garment services* -----	29	(D)	(D)	(D)	CC
7212	Garment pressing, and agents for laundries and drycleaners -----	5	(D)	(D)	(D)	AA
7219	Laundry and garment services, n.e.c.* -----	24	(D)	(D)	(D)	CC
722	Photographic studios, portrait -----	15	1 523	328	58	28
723, 4	Beauty and barber shops -----	192	13 396	4 347	975	469
723	Beauty shops -----	178	12 702	4 083	910	434
724	Barber shops -----	14	694	264	65	35
725	Shoe repair shops and shoeshine parlors -----	7	(D)	(D)	(D)	AA
726	Funeral service and crematories -----	41	24 056	5 179	1 107	189
729	Miscellaneous personal services -----	29	(D)	(D)	(D)	EE
7291	Tax return preparation services -----	6	(D)	(D)	(D)	EE
7299	Miscellaneous personal services, n.e.c. -----	23	(D)	(D)	(D)	CC
<b>73</b>	<b>Business services -----</b>	<b>517</b>	<b>776 914</b>	<b>317 693</b>	<b>75 418</b>	<b>14 007</b>
731	Advertising -----	25	28 791	5 877	1 277	167
7311	Advertising agencies -----	15	(D)	(D)	(D)	BB
7312	Outdoor advertising services -----	2	(D)	(D)	(D)	AA
7313	Radio, television, publishers' advertising representatives -----	4	(D)	(D)	(D)	BB
7319	Advertising, n.e.c. -----	4	(D)	(D)	(D)	BB
732	Consumer credit reporting agencies, mercantile reporting agencies, and adjustment and collection agencies -----	11	5 617	1 913	507	99
7322	Adjustment and collection services -----	8	(D)	(D)	(D)	BB
7323	Credit reporting services -----	3	(D)	(D)	(D)	AA
733	Mailing, reproduction, commercial art and photography, and stenographic services -----	44	32 540	12 559	2 927	497
7331	Direct mail advertising services -----	12	21 085	9 619	2 110	378
7334	Photocopying and duplicating services -----	2	(D)	(D)	(D)	AA
7335, 6	Commercial photography, art, and graphics -----	25	10 231	2 477	703	94
7335	Commercial photography -----	6	1 759	722	142	29
7336	Commercial art and graphic design -----	19	8 472	1 755	561	65
7338	Secretarial and court reporting services -----	5	(D)	(D)	(D)	AA
734	Services to dwellings and other buildings -----	84	66 678	39 941	8 491	3 581
7342	Disinfecting and pest control services -----	18	3 814	1 630	361	76
7349	Building cleaning and maintenance services, n.e.c. -----	66	62 864	38 311	8 130	3 505
735	Miscellaneous equipment rental and leasing -----	29	18 053	5 451	1 148	173
7352	Medical equipment rental and leasing -----	4	(D)	(D)	(D)	AA
7353	Heavy construction equipment rental and leasing -----	1	(D)	(D)	(D)	AA
7359	Equipment rental and leasing, n.e.c. -----	24	17 416	5 252	1 114	168
736	Personnel supply services -----	50	63 658	49 834	11 668	2 365
7361	Employment agencies -----	21	9 437	6 634	1 463	266
7363	Help supply services -----	29	54 221	43 200	10 205	2 099
7363 pt.	Temporary help supply -----	21	(D)	(D)	(D)	FF
7363 pt.	Help supply, except temporary -----	8	(D)	(D)	(D)	GG
737	Computer programming, data processing, and other computer related services -----	117	431 837	140 070	34 984	3 082
7371, 2, 3	Computer programming, prepackaged software, and integrated systems -----	57	50 849	27 166	6 306	332
7371	Computer programming services -----	43	40 975	22 745	5 411	262
7372	Prepackaged software -----	14	9 874	4 421	895	70
7373	Computer integrated systems -----	—	—	—	—	—
7374, 5, 6	Data processing services -----	23	325 964	94 153	24 804	2 305
7374, 5	Computer processing, information retrieval -----	20	313 692	87 641	23 157	2 170
7376	Computer facilities management services -----	3	12 272	6 512	1 647	135
7377, 8, 9	Computer rental and leasing, maintenance, and related services, n.e.c. -----	37	55 024	18 751	3 874	445
7377	Computer rental and leasing -----	1	(D)	(D)	(D)	AA
7378	Computer maintenance and repair -----	7	(D)	(D)	(D)	CC
7379	Computer related services, n.e.c. -----	29	(D)	(D)	(D)	CC



**Table 7a. Summary Statistics for Firms Subject to Federal Income Tax for Metropolitan Areas: 1992—Con.**

[Includes only establishments with payroll. For meaning of abbreviations and symbols, see introductory text. For explanation of terms and comparability of 1987 and 1992 censuses, see appendix A. For definitions of CMSA's, MSA's, and PMSA's, see appendix D]

SIC code	Geographic area and kind of business or operation	Establishments (number)	Receipts (\$1,000)	Annual payroll (\$1,000)	First-quarter payroll (\$1,000)	Paid employees for pay period including March 12 (number)
	<b>NEW YORK-NORTHERN NEW JERSEY-LONG ISLAND, NY-NJ-CT-PA CMSA—Con.</b>					
	<b>Jersey City, NJ PMSA —Con.</b>					
<b>73</b>	<b>Business services—Con.</b>					
738	Miscellaneous business services .....	157	129 740	62 048	14 416	4 043
7381, 2	Detective agencies and protective services .....	28	17 400	12 074	2 877	1 041
7381	Detective, guard, and armored car services .....	25	16 678	11 686	2 803	1 023
7382	Security systems services .....	3	722	388	74	18
7383	News syndicates .....	2	(D)	(D)	(D)	AA
7384	Photofinishing laboratories* .....	17	(D)	(D)	(D)	BB
7389	Business services, n.e.c. ....	110	(D)	(D)	(D)	HH
7389 pt.	Sign painting shops .....	8	(D)	(D)	(D)	AA
7389 pt.	Interior designing .....	6	(D)	(D)	(D)	AA
7389 pt.	Telephone answering services .....	2	(D)	(D)	(D)	BB
7389 pt.	Other business services .....	94	(D)	(D)	(D)	HH
<b>75</b>	<b>Automotive repair, services, and parking .....</b>	<b>356</b>	<b>142 949</b>	<b>35 189</b>	<b>8 706</b>	<b>2 128</b>
751	Automotive rental and leasing, without drivers .....	35	50 038	9 092	2 174	260
7513	Truck rental and leasing, without drivers .....	23	(D)	(D)	(D)	CC
7514, 5	Passenger car rental and leasing .....	12	(D)	(D)	(D)	BB
7514	Passenger car rental .....	7	2 199	517	111	23
7515	Passenger car leasing .....	5	(D)	(D)	(D)	AA
7519	Utility trailer and recreational vehicle rental .....	—	—	—	—	—
752	Automobile parking .....	29	18 674	5 262	1 283	783
753	Automotive repair shops .....	249	62 469	18 007	4 577	896
7532	Top, body, and upholstery repair shops and paint shops .....	94	33 404	10 254	2 633	464
7532 pt.	Top and body repair shops .....	92	(D)	(D)	(D)	EE
7532 pt.	Paint shops .....	2	(D)	(D)	(D)	AA
7538	General automotive repair shops .....	117	19 625	5 269	1 331	305
7538 pt.	General automotive repair shops, except diesel .....	104	16 443	4 430	1 129	269
7538 pt.	Diesel repair shops .....	13	3 182	839	202	36
7533, 4, 6, 7, 9	Other automotive repair shops .....	38	9 440	2 484	613	127
7533	Automotive exhaust system repair shops .....	8	2 499	713	167	36
7534	Tire retreading and repair shops .....	2	(D)	(D)	(D)	AA
7536	Automotive glass replacement shops .....	6	(D)	(D)	(D)	AA
7537	Automotive transmission repair shops .....	10	2 049	629	159	33
7539	Automotive repair shops, n.e.c. ....	12	(D)	(D)	(D)	BB
7539 pt.	Radiator repair .....	4	402	79	16	6
7539 pt.	Brake, front end, and wheel alignment .....	4	1 106	383	95	17
7539 pt.	Automotive electrical and fuel system services .....	3	(D)	(D)	(D)	AA
7539 pt.	Other automotive repair shops, n.e.c. ....	1	(D)	(D)	(D)	AA
754	Automotive services, except repair .....	43	11 768	2 828	672	189
7542	Carwashes .....	27	4 515	1 286	286	99
7549	Automotive services, except repair and carwashes .....	16	7 253	1 542	386	90
<b>76</b>	<b>Miscellaneous repair services .....</b>	<b>108</b>	<b>83 813</b>	<b>29 871</b>	<b>7 234</b>	<b>934</b>
762	Electrical repair shops .....	28	39 426	11 050	2 892	295
7622	Radio and television repair shops .....	9	1 706	643	187	27
7623, 9	Other electrical and electronic repair shops .....	19	37 720	10 407	2 705	268
7623	Refrigeration and air-conditioning service and repair shops .....	10	(D)	(D)	(D)	BB
7629	Electrical and electronic repair shops, n.e.c. ....	9	(D)	(D)	(D)	CC
763	Watch, clock, and jewelry repair .....	2	(D)	(D)	(D)	AA
764	Reupholstery and furniture repair .....	7	(D)	(D)	(D)	AA
769	Miscellaneous repair and related services .....	71	(D)	(D)	(D)	FF
7692	Welding repair .....	10	2 964	1 275	307	47
7694	Armature rewinding shops .....	2	(D)	(D)	(D)	AA
7699	Repair shops and related services, n.e.c. ....	59	(D)	(D)	(D)	FF
<b>78, 79, 84</b>	<b>Amusement and recreation services, including motion pictures and museums .....</b>	<b>155</b>	<b>232 332</b>	<b>28 038</b>	<b>6 525</b>	<b>1 281</b>
781, 2	Motion picture production, distribution, and services .....	18	(D)	(D)	(D)	EE
783	Motion picture theaters .....	7	(D)	(D)	(D)	CC
7832	Motion picture theaters, except drive-in .....	7	(D)	(D)	(D)	CC
7833	Drive-in motion picture theaters .....	—	—	—	—	—
784	Video tape rental .....	35	(D)	(D)	(D)	CC
792	Theatrical producers (except motion picture), bands, orchestras, and entertainers .....	24	36 472	5 649	1 199	155
7922	Theatrical producers (except motion picture) and miscellaneous theatrical services .....	17	(D)	(D)	(D)	CC
7929	Bands, orchestras, actors, and other entertainers and entertainment groups .....	7	(D)	(D)	(D)	BB
793	Bowling centers .....	5	(D)	(D)	(D)	BB

**Table 7a. Summary Statistics for Firms Subject to Federal Income Tax for Metropolitan Areas: 1992 — Con.**

[Includes only establishments with payroll. For meaning of abbreviations and symbols, see introductory text. For explanation of terms and comparability of 1987 and 1992 censuses, see appendix A. For definitions of CMSA's, MSA's, and PMSA's, see appendix D]

SIC code	Geographic area and kind of business or operation	Establishments (number)	Receipts (\$1,000)	Annual payroll (\$1,000)	First-quarter payroll (\$1,000)	Paid employees for pay period including March 12 (number)
	<b>NEW YORK-NORTHERN NEW JERSEY-LONG ISLAND, NY-NJ-CT-PA CMSA—Con.</b>					
	<b>Jersey City, NJ PMSA —Con.</b>					
<b>78, 79, 84</b>	<b>Amusement and recreation services, including motion pictures and museums—Con.</b>					
79 ex. 792, 3; 84	Commercial sports and other amusement and recreation services, including museums -----	66	16 917	3 857	855	367
794	Commercial sports -----	3	(D)	(D)	(D)	AA
7941	Professional sports clubs, managers, promoters -----	2	(D)	(D)	(D)	AA
7948	Racing, including track operation -----	1	(D)	(D)	(D)	AA
79 ex. 792, 3, 4; 84	Other amusement and recreation services, including museums ----	63	(D)	(D)	(D)	EE
791	Dance studios, schools, and halls -----	8	(D)	(D)	(D)	AA
7991	Physical fitness facilities -----	20	5 809	1 310	342	190
7992	Public golf courses -----	1	(D)	(D)	(D)	AA
7993	Coin-operated amusement devices -----	9	2 125	474	116	27
7996	Amusement parks -----	—	—	—	—	—
7997	Membership sports and recreation clubs -----	2	(D)	(D)	(D)	AA
7999, 84	Amusement and recreation services, including museums, n.e.c. -	23	(D)	(D)	(D)	CC
7999 pt.	Concession operators of amusement devices and rides -----	1	(D)	(D)	(D)	AA
7999 pt., 84	Carnivals, circuses, and fairs -----	2	(D)	(D)	(D)	AA
	Other recreation and amusements, including museums -----	20	(D)	(D)	(D)	CC
<b>80</b>	<b>Health services -----</b>	<b>820</b>	<b>377 533</b>	<b>140 212</b>	<b>29 797</b>	<b>4 819</b>
801	Offices and clinics of doctors of medicine -----	428	195 198	74 499	14 624	1 659
8011 pt.	Offices of doctors of medicine -----	419	180 960	68 698	13 354	1 528
8011 pt.	General medical clinics -----	9	14 238	5 801	1 270	131
802	Offices and clinics of dentists -----	198	58 831	18 921	4 373	850
803	Offices and clinics of doctors of osteopathy -----	8	(D)	(D)	(D)	BB
804	Offices and clinics of other health practitioners -----	115	34 795	10 475	2 247	483
8041	Offices and clinics of chiropractors -----	47	13 445	3 894	864	146
8042	Offices and clinics of optometrists -----	28	6 864	1 696	399	98
8043	Offices and clinics of podiatrists -----	25	7 919	2 060	397	93
8049	Offices and clinics of health practitioners, n.e.c. -----	15	6 567	2 825	587	146
805	Nursing and personal care facilities -----	8	35 185	15 446	3 770	901
8051	Skilled nursing care facilities -----	8	35 185	15 446	3 770	901
8052	Intermediate care facilities -----	—	—	—	—	—
8059	Nursing and personal care facilities, n.e.c. -----	—	—	—	—	—
806	Hospitals -----	1	(D)	(D)	(D)	BB
8062	General medical and surgical hospitals -----	—	—	—	—	—
8063, 9	Specialty hospitals -----	1	(D)	(D)	(D)	BB
807, 8, 9	Other health services -----	62	(D)	(D)	(D)	FF
807	Medical and dental laboratories -----	39	16 698	6 194	1 290	204
8071	Medical laboratories -----	22	12 629	4 682	920	139
8072	Dental laboratories -----	17	4 069	1 512	370	65
808	Home health care services -----	5	(D)	(D)	(D)	EE
809	Miscellaneous health and allied services, n.e.c. -----	18	(D)	(D)	(D)	CC
8092	Kidney dialysis centers -----	2	(D)	(D)	(D)	BB
8093	Specialty outpatient facilities, n.e.c. -----	11	9 677	3 968	970	138
8099	Health and allied services, n.e.c. -----	5	(D)	(D)	(D)	AA
<b>81</b>	<b>Legal services -----</b>	<b>286</b>	<b>124 663</b>	<b>45 660</b>	<b>8 879</b>	<b>1 284</b>
<b>823, 4, 9</b>	<b>Selected educational services -----</b>	<b>29</b>	<b>(D)</b>	<b>(D)</b>	<b>(D)</b>	<b>EE</b>
823	Libraries -----	—	—	—	—	—
824	Vocational schools -----	8	3 143	1 070	378	52
829	Schools and educational services, n.e.c. -----	21	(D)	(D)	(D)	EE
<b>83</b>	<b>Social services -----</b>	<b>53</b>	<b>9 726</b>	<b>4 131</b>	<b>992</b>	<b>401</b>
835	Child day care services -----	39	(D)	(D)	(D)	EE
832, 3, 6, 9	Other social services -----	14	(D)	(D)	(D)	CC
<b>87 ex. 8733</b>	<b>Engineering, accounting, research, management, and related services (except noncommercial research organizations) -----</b>	<b>265</b>	<b>279 350</b>	<b>130 489</b>	<b>28 601</b>	<b>3 367</b>
871	Engineering, architectural, and surveying services -----	47	33 832	12 960	2 590	289
8711	Engineering services -----	25	26 674	9 676	1 806	180
8712	Architectural services -----	15	5 504	2 438	557	81
8713	Surveying services -----	7	1 654	846	227	28
872	Accounting, auditing, and bookkeeping services -----	94	83 864	51 491	12 346	1 327
873 ex. 8733	Research, development, and testing services (except noncommercial research organizations) -----	18	52 808	29 087	5 921	756
8731	Commercial physical and biological research -----	3	(D)	(D)	(D)	CC
8732	Commercial economic, sociological, and educational research ----	9	19 765	10 752	2 033	391
8734	Testing laboratories -----	6	(D)	(D)	(D)	CC
874	Management and public relations services -----	106	108 846	36 951	7 744	995
8741	Management services -----	40	58 767	16 818	4 193	536
8742	Management consulting services -----	44	35 414	13 608	2 146	184
8743	Public relations services -----	5	(D)	(D)	(D)	BB
8744	Facilities support management services -----	4	9 419	4 159	962	225
8748	Business consulting services, n.e.c. -----	13	(D)	(D)	(D)	BB
<b>89</b>	<b>Services, n.e.c. -----</b>	<b>16</b>	<b>(D)</b>	<b>(D)</b>	<b>(D)</b>	<b>FF</b>

**Table 7a. Summary Statistics for Firms Subject to Federal Income Tax for Metropolitan Areas: 1992—Con.**

[Includes only establishments with payroll. For meaning of abbreviations and symbols, see introductory text. For explanation of terms and comparability of 1987 and 1992 censuses, see appendix A. For definitions of CMSA's, MSA's, and PMSA's, see appendix D]

SIC code	Geographic area and kind of business or operation	Establishments (number)	Receipts (\$1,000)	Annual payroll (\$1,000)	First-quarter payroll (\$1,000)	Paid employees for pay period including March 12 (number)
	<b>NEW YORK-NORTHERN NEW JERSEY-LONG ISLAND, NY-NJ-CT-PA CMSA—Con.</b>					
	<b>Middlesex-Somerset-Hunterdon, NJ PMSA</b>					
	<b>Total -----</b>	<b>8 805</b>	<b>7 529 278</b>	<b>2 918 953</b>	<b>671 123</b>	<b>100 534</b>
<b>70 ex. 704</b>	<b>Hotels, rooming houses, camps, and other lodging places (except membership lodging) -----</b>	<b>105</b>	<b>180 515</b>	<b>55 906</b>	<b>13 124</b>	<b>4 672</b>
7011	Hotels and motels -----	96	179 306	55 526	13 037	4 637
7011 pt.	Hotels -----	50	160 515	51 626	12 120	4 288
7011 pt.	Hotels, 25 guestrooms or more -----	45	159 275	51 383	12 074	4 266
7011 pt.	Hotels, less than 25 guestrooms -----	5	1 240	243	46	22
7011 pt.	Motels, motor hotels, and tourist courts -----	46	18 791	3 900	917	349
7011 pt.	Motels, tourist courts -----	36	13 661	2 724	623	247
7011 pt.	Motor hotels -----	10	5 130	1 176	294	102
702, 3	Other lodging places -----	9	1 209	380	87	35
702	Rooming and boarding houses -----	7	(D)	(D)	(D)	BB
703	Camps and recreational vehicle parks -----	2	(D)	(D)	(D)	AA
<b>72</b>	<b>Personal services -----</b>	<b>977</b>	<b>182 707</b>	<b>58 642</b>	<b>14 246</b>	<b>5 075</b>
721	Laundry, cleaning, and garment services -----	260	58 375	17 150	4 073	1 445
7211	Power laundries, family and commercial* -----	13	5 276	2 019	463	211
7213	Linen supply* -----	6	1 276	375	83	16
7215	Coin-operated laundries and drycleaning -----	61	7 175	1 530	343	167
7216	Drycleaning plants, except rug cleaning* -----	127	23 586	7 347	1 662	583
7217	Carpet and upholstery cleaning -----	19	7 760	1 837	521	239
7218	Industrial laundriers* -----	5	(D)	(D)	(D)	CC
7212, 9	Other laundry, cleaning, and garment services* -----	29	(D)	(D)	(D)	BB
7212	Garment pressing, and agents for laundries and drycleaners -----	12	1 361	307	78	26
7219	Laundry and garment services, n.e.c.* -----	17	(D)	(D)	(D)	BB
722	Photographic studios, portrait -----	40	7 268	1 790	399	124
723, 4	Beauty and barber shops -----	524	59 149	24 112	5 667	2 290
723	Beauty shops -----	484	56 464	23 121	5 429	2 183
724	Barber shops -----	40	2 685	991	238	107
725	Shoe repair shops and shoeshine parlors -----	8	1 092	491	132	28
726	Funeral service and crematories -----	64	28 354	7 008	1 519	225
729	Miscellaneous personal services -----	81	28 469	8 091	2 456	963
7291	Tax return preparation services -----	16	9 726	3 122	1 211	448
7299	Miscellaneous personal services, n.e.c. -----	65	18 743	4 969	1 245	515
<b>73</b>	<b>Business services -----</b>	<b>2 001</b>	<b>3 014 133</b>	<b>1 236 327</b>	<b>294 261</b>	<b>42 000</b>
731	Advertising -----	107	132 549	36 440	8 501	972
7311	Advertising agencies -----	88	90 140	24 661	5 714	520
7312	Outdoor advertising services -----	-	-	-	-	-
7313	Radio, television, publishers' advertising representatives -----	9	(D)	(D)	(D)	CC
7319	Advertising, n.e.c. -----	10	(D)	(D)	(D)	CC
732	Consumer credit reporting agencies, mercantile reporting agencies, and adjustment and collection agencies -----	36	29 966	15 078	3 380	539
7322	Adjustment and collection services -----	31	(D)	(D)	(D)	EE
7323	Credit reporting services -----	5	(D)	(D)	(D)	BB
733	Mailing, reproduction, commercial art and photography, and stenographic services -----	161	132 289	34 143	7 401	1 057
7331	Direct mail advertising services -----	26	57 199	9 773	1 941	247
7334	Photocopying and duplicating services -----	19	11 308	3 013	670	157
7335, 6	Commercial photography, art, and graphics -----	83	43 756	14 855	3 223	361
7335	Commercial photography -----	13	10 337	2 190	466	50
7336	Commercial art and graphic design -----	70	33 419	12 665	2 757	311
7338	Secretarial and court reporting services -----	33	20 026	6 502	1 567	292
734	Services to dwellings and other buildings -----	269	95 661	48 295	10 716	4 858
7342	Disinfecting and pest control services -----	41	12 364	5 333	988	196
7349	Building cleaning and maintenance services, n.e.c. -----	228	83 297	42 962	9 728	4 662
735	Miscellaneous equipment rental and leasing -----	93	148 337	46 101	9 628	1 175
7352	Medical equipment rental and leasing -----	7	9 357	2 092	583	89
7353	Heavy construction equipment rental and leasing -----	17	80 063	33 271	6 711	673
7359	Equipment rental and leasing, n.e.c. -----	69	58 917	10 738	2 334	413
736	Personnel supply services -----	209	287 667	205 310	47 188	12 542
7361	Employment agencies -----	87	35 952	21 171	4 855	1 472
7363	Help supply services -----	122	251 715	184 139	42 333	11 070
7363 pt.	Temporary help supply -----	103	173 591	125 853	28 848	8 747
7363 pt.	Help supply, except temporary -----	19	78 124	58 286	13 485	2 323
737	Computer programming, data processing, and other computer related services -----	789	1 854 023	710 107	174 874	13 458
7371, 2, 3	Computer programming, prepackaged software, and integrated systems -----	485	1 322 276	543 237	133 172	9 320
7371	Computer programming services -----	384	961 776	455 737	105 987	7 699
7372	Prepackaged software -----	53	121 773	29 891	7 609	613
7373	Computer integrated systems -----	48	238 727	57 609	19 576	1 008
7374, 5, 6	Data processing services -----	75	317 777	76 779	20 349	2 345
7374, 5	Computer processing, information retrieval -----	70	(D)	(D)	(D)	GG
7376	Computer facilities management services -----	5	(D)	(D)	(D)	BB
7377, 8, 9	Computer rental and leasing, maintenance, and related services, n.e.c. -----	229	213 970	90 091	21 353	1 793
7377	Computer rental and leasing -----	9	18 551	3 862	987	126
7378	Computer maintenance and repair -----	36	57 542	16 548	3 958	400
7379	Computer related services, n.e.c. -----	184	137 877	69 681	16 408	1 267

**Table 7a. Summary Statistics for Firms Subject to Federal Income Tax for Metropolitan Areas: 1992—Con.**

[Includes only establishments with payroll. For meaning of abbreviations and symbols, see introductory text. For explanation of terms and comparability of 1987 and 1992 censuses, see appendix A. For definitions of CMSA's, MSA's, and PMSA's, see appendix D]

SIC code	Geographic area and kind of business or operation	Establishments (number)	Receipts (\$1,000)	Annual payroll (\$1,000)	First-quarter payroll (\$1,000)	Paid employees for pay period including March 12 (number)
	<b>NEW YORK—NORTHERN NEW JERSEY—LONG ISLAND, NY—NJ—CT—PA CMSA—Con.</b>					
	<b>Middlesex—Somerset—Hunterdon, NJ PMSA—Con.</b>					
<b>73</b>	<b>Business services—Con.</b>					
738	Miscellaneous business services .....	337	333 641	140 853	32 573	7 399
7381, 2	Detective agencies and protective services .....	63	97 824	56 563	13 067	3 592
7381	Detective, guard, and armored car services .....	41	65 945	46 271	10 350	3 225
7382	Security systems services .....	22	31 879	10 292	2 717	367
7383	News syndicates .....	—	—	—	—	—
7384	Photofinishing laboratories* .....	38	9 584	3 376	1 291	295
7389	Business services, n.e.c. ....	236	226 233	80 914	18 215	3 512
7389 pt.	Sign painting shops .....	7	934	299	71	17
7389 pt.	Interior designing .....	12	5 914	1 327	410	52
7389 pt.	Telephone answering services .....	18	4 600	2 256	572	164
7389 pt.	Other business services .....	199	214 785	77 032	17 162	3 279
<b>75</b>	<b>Automotive repair, services, and parking .....</b>	<b>669</b>	<b>315 880</b>	<b>71 384</b>	<b>17 345</b>	<b>3 208</b>
751	Automotive rental and leasing, without drivers .....	48	98 236	14 843	3 746	543
7513	Truck rental and leasing, without drivers .....	23	(D)	(D)	(D)	EE
7514, 5	Passenger car rental and leasing .....	25	(D)	(D)	(D)	CC
7514	Passenger car rental .....	19	(D)	(D)	(D)	CC
7515	Passenger car leasing .....	6	(D)	(D)	(D)	BB
7519	Utility trailer and recreational vehicle rental .....	—	—	—	—	—
752	Automobile parking .....	5	998	152	51	21
753	Automotive repair shops .....	526	191 412	48 287	11 592	2 082
7532	Top, body, and upholstery repair shops and paint shops .....	154	57 620	16 956	4 220	714
7532 pt.	Top and body repair shops .....	148	56 104	16 626	4 142	700
7532 pt.	Paint shops .....	6	1 516	330	78	14
7538	General automotive repair shops .....	272	94 155	21 500	5 128	947
7538 pt.	General automotive repair shops, except diesel .....	234	73 824	16 100	3 801	727
7538 pt.	Diesel repair shops .....	38	20 331	5 400	1 327	220
7533, 4, 6, 7, 9	Other automotive repair shops .....	100	39 637	9 831	2 244	421
7533	Automotive exhaust system repair shops .....	21	7 888	1 955	455	83
7534	Tire retreading and repair shops .....	5	(D)	(D)	(D)	BB
7536	Automotive glass replacement shops .....	13	5 103	963	232	43
7537	Automotive transmission repair shops .....	28	8 715	2 682	623	112
7539	Automotive repair shops, n.e.c. ....	33	(D)	(D)	(D)	CC
7539 pt.	Radiator repair .....	6	1 451	275	45	9
7539 pt.	Brake, front end, and wheel alignment .....	11	2 105	432	107	30
7539 pt.	Automotive electrical and fuel system services .....	7	1 619	442	113	25
7539 pt.	Other automotive repair shops, n.e.c. ....	9	(D)	(D)	(D)	BB
754	Automotive services, except repair .....	90	25 234	8 102	1 956	562
7542	Carwashes .....	48	11 046	3 880	927	320
7549	Automotive services, except repair and carwashes .....	42	14 188	4 222	1 029	242
<b>76</b>	<b>Miscellaneous repair services .....</b>	<b>276</b>	<b>147 613</b>	<b>43 232</b>	<b>10 059</b>	<b>1 559</b>
762	Electrical repair shops .....	80	53 603	17 227	3 830	645
7622	Radio and television repair shops .....	25	6 297	1 056	262	56
7623, 9	Other electrical and electronic repair shops .....	55	47 306	16 171	3 568	589
7623	Refrigeration and air-conditioning service and repair shops .....	11	12 785	4 390	955	112
7629	Electrical and electronic repair shops, n.e.c. ....	44	34 521	11 781	2 613	477
763	Watch, clock, and jewelry repair .....	7	1 204	328	67	16
764	Reupholstery and furniture repair .....	20	2 377	702	177	40
769	Miscellaneous repair and related services .....	169	90 429	24 975	5 985	858
7692	Welding repair .....	15	4 983	1 975	457	68
7694	Armature rewinding shops .....	6	9 698	3 072	510	70
7699	Repair shops and related services, n.e.c. ....	148	75 748	19 928	5 018	720
<b>78, 79, 84</b>	<b>Amusement and recreation services, including motion pictures and museums .....</b>	<b>398</b>	<b>241 422</b>	<b>53 177</b>	<b>11 248</b>	<b>3 776</b>
781, 2	Motion picture production, distribution, and services .....	32	54 498	6 396	1 487	218
783	Motion picture theaters .....	23	30 456	4 664	1 149	525
7832	Motion picture theaters, except drive-in .....	23	30 456	4 664	1 149	525
7833	Drive-in motion picture theaters .....	—	—	—	—	—
784	Video tape rental .....	82	21 310	3 654	919	458
792	Theatrical producers (except motion picture), bands, orchestras, and entertainers .....	31	15 365	4 704	934	173
7922	Theatrical producers (except motion picture) and miscellaneous theatrical services .....	12	9 112	2 377	459	75
7929	Bands, orchestras, actors, and other entertainers and entertainment groups .....	19	6 253	2 327	475	98
793	Bowling centers .....	11	9 237	2 956	816	244

**Table 7a. Summary Statistics for Firms Subject to Federal Income Tax for Metropolitan Areas: 1992 — Con.**

[Includes only establishments with payroll. For meaning of abbreviations and symbols, see introductory text. For explanation of terms and comparability of 1987 and 1992 censuses, see appendix A. For definitions of CMSA's, MSA's, and PMSA's, see appendix D]

SIC code	Geographic area and kind of business or operation	Establishments (number)	Receipts (\$1,000)	Annual payroll (\$1,000)	First-quarter payroll (\$1,000)	Paid employees for pay period including March 12 (number)
<b>NEW YORK—NORTHERN NEW JERSEY—LONG ISLAND, NY—NJ—CT—PA CMSA—Con.</b>						
<b>Middlesex—Somerset—Hunterdon, NJ PMSA —Con.</b>						
<b>78, 79, 84</b>	<b>Amusement and recreation services, including motion pictures and museums—Con.</b>					
79 ex. 792, 3, 84	Commercial sports and other amusement and recreation services, including museums	219	110 556	30 803	5 943	2 158
794	Commercial sports	11	8 419	1 606	255	142
7941	Professional sports clubs, managers, promoters	2	(D)	(D)	(D)	AA
7948	Racing, including track operation	9	(D)	(D)	(D)	CC
79 ex. 792, 3, 4, 84	Other amusement and recreation services, including museums	208	102 137	29 197	5 688	2 016
791	Dance studios, schools, and halls	39	5 608	1 618	437	214
7991	Physical fitness facilities	43	24 911	7 971	1 819	802
7992	Public golf courses	4	3 964	1 451	228	47
7993	Coin-operated amusement devices	14	13 182	2 978	708	107
7996	Amusement parks	—	—	—	—	—
7997	Membership sports and recreation clubs	30	31 394	7 754	1 347	472
7999, 84	Amusement and recreation services, including museums, n.e.c.	78	23 078	7 425	1 149	374
7999 pt.	Concession operators of amusement devices and rides	—	—	—	—	—
7999 pt.	Carnivals, circuses, and fairs	3	(D)	(D)	(D)	AA
7999 pt., 84	Other recreation and amusements, including museums	75	(D)	(D)	(D)	EE
<b>80</b>	<b>Health services</b>	<b>2 027</b>	<b>1 357 398</b>	<b>586 233</b>	<b>126 385</b>	<b>17 225</b>
801	Offices and clinics of doctors of medicine	898	668 627	310 896	61 928	6 048
8011 pt.	Offices of doctors of medicine	884	626 943	291 231	57 704	5 589
8011 pt.	General medical clinics	14	41 684	19 665	4 224	459
802	Offices and clinics of dentists	551	206 778	76 941	17 611	2 903
803	Offices and clinics of doctors of osteopathy	22	10 943	5 584	1 194	151
804	Offices and clinics of other health practitioners	381	112 457	39 247	8 744	1 491
8041	Offices and clinics of chiropractors	162	46 409	15 435	3 508	589
8042	Offices and clinics of optometrists	77	20 698	5 150	1 184	252
8043	Offices and clinics of podiatrists	52	10 417	2 263	533	115
8049	Offices and clinics of health practitioners, n.e.c.	90	34 933	16 399	3 519	535
805	Nursing and personal care facilities	31	122 099	59 561	16 012	3 097
8051	Skilled nursing care facilities	26	113 045	55 985	15 175	2 879
8052	Intermediate care facilities	2	(D)	(D)	(D)	CC
8059	Nursing and personal care facilities, n.e.c.	3	(D)	(D)	(D)	BB
806	Hospitals	—	—	—	—	—
8062	General medical and surgical hospitals	—	—	—	—	—
8063, 9	Specialty hospitals	—	—	—	—	—
807, 8, 9	Other health services	144	236 494	94 004	20 896	3 535
807	Medical and dental laboratories	68	134 248	54 764	12 990	1 945
8071	Medical laboratories	44	125 913	50 675	12 013	1 809
8072	Dental laboratories	24	8 335	4 089	977	136
808	Home health care services	27	35 895	17 793	4 102	1 117
809	Miscellaneous health and allied services, n.e.c.	49	66 351	21 447	3 804	473
8092	Kidney dialysis centers	2	(D)	(D)	(D)	BB
8093	Specialty outpatient facilities, n.e.c.	24	6 779	2 465	431	75
8099	Health and allied services, n.e.c.	23	(D)	(D)	(D)	EE
<b>81</b>	<b>Legal services</b>	<b>680</b>	<b>401 741</b>	<b>161 480</b>	<b>34 843</b>	<b>3 972</b>
<b>823, 4, 9</b>	<b>Selected educational services</b>	<b>92</b>	<b>54 208</b>	<b>19 123</b>	<b>4 225</b>	<b>832</b>
823	Libraries	—	—	—	—	—
824	Vocational schools	31	19 453	8 728	2 051	323
829	Schools and educational services, n.e.c.	61	34 755	10 395	2 174	509
<b>83</b>	<b>Social services</b>	<b>150</b>	<b>41 899</b>	<b>19 863</b>	<b>4 725</b>	<b>1 600</b>
835	Child day care services	104	23 287	11 726	2 793	1 067
832, 3, 6, 9	Other social services	46	18 612	8 137	1 932	533
<b>87 ex. 8733</b>	<b>Engineering, accounting, research, management, and related services (except noncommercial research organizations)</b>	<b>1 331</b>	<b>1 538 329</b>	<b>591 709</b>	<b>134 470</b>	<b>16 159</b>
871	Engineering, architectural, and surveying services	406	695 949	245 759	55 708	5 082
8711	Engineering services	308	658 119	229 095	52 003	4 577
8712	Architectural services	54	24 217	9 095	2 062	271
8713	Surveying services	44	13 613	7 569	1 643	234
872	Accounting, auditing, and bookkeeping services	309	150 586	62 934	14 805	1 813
873 ex. 8733	Research, development, and testing services (except noncommercial research organizations)	104	225 354	100 794	22 404	2 826
8731	Commercial physical and biological research	31	(D)	(D)	(D)	FF
8732	Commercial economic, sociological, and educational research	39	(D)	(D)	(D)	GG
8734	Testing laboratories	34	80 758	37 010	8 480	995
874	Management and public relations services	512	466 440	182 222	41 553	6 438
8741	Management services	113	220 878	80 354	18 656	1 873
8742	Management consulting services	273	204 658	85 085	19 797	4 132
8743	Public relations services	24	(D)	(D)	(D)	BB
8744	Facilities support management services	3	(D)	(D)	(D)	BB
8748	Business consulting services, n.e.c.	99	28 548	11 587	1 982	282
<b>89</b>	<b>Services, n.e.c.</b>	<b>99</b>	<b>53 433</b>	<b>21 877</b>	<b>6 192</b>	<b>456</b>

**Table 7a. Summary Statistics for Firms Subject to Federal Income Tax for Metropolitan Areas: 1992—Con.**

[Includes only establishments with payroll. For meaning of abbreviations and symbols, see introductory text. For explanation of terms and comparability of 1987 and 1992 censuses, see appendix A. For definitions of CMSA's, MSA's, and PMSA's, see appendix D]

SIC code	Geographic area and kind of business or operation	Establishments (number)	Receipts (\$1,000)	Annual payroll (\$1,000)	First-quarter payroll (\$1,000)	Paid employees for pay period including March 12 (number)
	<b>NEW YORK-NORTHERN NEW JERSEY-LONG ISLAND, NY-NJ-CT-PA CMSA—Con.</b>					
	<b>Monmouth-Ocean, NJ PMSA</b>					
	<b>Total -----</b>	<b>8 281</b>	<b>4 375 781</b>	<b>1 577 503</b>	<b>345 577</b>	<b>60 285</b>
<b>70 ex. 704</b>	<b>Hotels, rooming houses, camps, and other lodging places (except membership lodging) -----</b>	<b>215</b>	<b>115 817</b>	<b>33 376</b>	<b>6 405</b>	<b>2 533</b>
7011	Hotels and motels -----	184	108 448	31 785	6 094	2 396
7011 pt.	Hotels -----	78	74 102	22 047	4 496	1 804
7011 pt.	Hotels, 25 guestrooms or more -----	58	(D)	(D)	(D)	GG
7011 pt.	Hotels, less than 25 guestrooms -----	20	(D)	(D)	(D)	BB
7011 pt.	Motels, motor hotels, and tourist courts -----	106	34 346	9 738	1 598	592
7011 pt.	Motels, tourist courts -----	87	23 432	6 099	927	355
7011 pt.	Motor hotels -----	19	10 914	3 639	671	237
702, 3	Other lodging places -----	31	7 369	1 591	311	137
702	Rooming and boarding houses -----	15	2 851	816	190	79
703	Camps and recreational vehicle parks -----	16	4 518	775	121	58
<b>72</b>	<b>Personal services -----</b>	<b>1 017</b>	<b>171 749</b>	<b>54 665</b>	<b>13 737</b>	<b>4 916</b>
721	Laundry, cleaning, and garment services -----	260	51 399	16 840	4 875	1 228
7211	Power laundries, family and commercial* -----	11	9 031	4 458	897	233
7213	Linen supply* -----	15	10 800	4 178	2 175	259
7215	Coin-operated laundries and drycleaning -----	61	6 731	1 287	263	144
7216	Drycleaning plants, except rug cleaning* -----	112	15 157	3 548	887	373
7217	Carpet and upholstery cleaning -----	34	4 241	1 351	269	112
7218	Industrial launderers* -----	3	(D)	(D)	(D)	BB
7212, 9	Other laundry, cleaning, and garment services* -----	24	(D)	(D)	(D)	BB
7212	Garment pressing, and agents for laundries and drycleaners -----	17	2 257	577	124	58
7219	Laundry and garment services, n.e.c.* -----	7	(D)	(D)	(D)	AA
722	Photographic studios, portrait -----	40	7 213	1 423	337	133
723, 4	Beauty and barber shops -----	561	53 184	21 044	4 881	2 347
723	Beauty shops -----	525	50 184	19 929	4 619	2 243
724	Barber shops -----	36	3 000	1 115	262	104
725	Shoe repair shops and shoeshine parlors -----	6	259	59	16	4
726	Funeral service and crematories -----	58	36 652	9 100	1 790	265
729	Miscellaneous personal services -----	92	23 042	6 199	1 838	939
7291	Tax return preparation services -----	20	4 239	1 967	838	541
7299	Miscellaneous personal services, n.e.c. -----	72	18 803	4 232	1 000	398
<b>73</b>	<b>Business services -----</b>	<b>1 333</b>	<b>1 078 270</b>	<b>351 818</b>	<b>80 229</b>	<b>13 463</b>
731	Advertising -----	67	17 701	4 379	910	159
7311	Advertising agencies -----	52	14 957	3 953	850	141
7312	Outdoor advertising services -----	4	(D)	(D)	(D)	AA
7313	Radio, television, publishers' advertising representatives -----	5	251	46	11	5
7319	Advertising, n.e.c. -----	6	(D)	(D)	(D)	AA
732	Consumer credit reporting agencies, mercantile reporting agencies, and adjustment and collection agencies -----	45	40 303	11 934	2 675	472
7322	Adjustment and collection services -----	31	19 180	8 942	1 980	357
7323	Credit reporting services -----	14	21 123	2 992	695	115
733	Mailing, reproduction, commercial art and photography, and stenographic services -----	101	52 348	16 417	3 467	653
7331	Direct mail advertising services -----	23	24 073	7 818	1 619	323
7334	Photocopying and duplicating services -----	10	2 251	664	166	42
7335, 6	Commercial photography, art, and graphics -----	51	20 639	6 112	1 311	197
7335	Commercial photography -----	13	5 282	1 522	260	42
7336	Commercial art and graphic design -----	38	15 357	4 590	1 051	155
7338	Secretarial and court reporting services -----	17	5 385	1 823	371	91
734	Services to dwellings and other buildings -----	248	82 303	35 670	8 306	2 368
7342	Disinfecting and pest control services -----	46	15 377	6 233	1 293	286
7349	Building cleaning and maintenance services, n.e.c. -----	202	66 926	29 437	7 013	2 082
735	Miscellaneous equipment rental and leasing -----	61	32 780	7 984	1 810	334
7352	Medical equipment rental and leasing -----	11	11 829	2 337	525	97
7353	Heavy construction equipment rental and leasing -----	8	5 533	1 810	447	61
7359	Equipment rental and leasing, n.e.c. -----	42	15 418	3 837	838	176
736	Personnel supply services -----	111	100 456	67 501	13 965	3 243
7361	Employment agencies -----	58	20 633	10 678	2 472	528
7363	Help supply services -----	53	79 823	56 823	11 493	2 715
7363 pt.	Temporary help supply -----	39	46 235	29 584	6 665	1 778
7363 pt.	Help supply, except temporary -----	14	33 588	27 239	4 828	937
737	Computer programming, data processing, and other computer related services -----	421	646 209	170 055	40 404	3 849
7371, 2, 3	Computer programming, prepackaged software, and integrated systems -----	278	520 560	128 804	30 711	2 714
7371	Computer programming services -----	220	140 365	66 654	15 035	1 485
7372	Prepackaged software -----	33	(D)	(D)	(D)	EE
7373	Computer integrated systems -----	25	(D)	(D)	(D)	FF
7374, 5, 6	Data processing services -----	37	(D)	(D)	(D)	FF
7374, 5	Computer processing, information retrieval -----	33	23 447	10 058	2 500	396
7376	Computer facilities management services -----	4	(D)	(D)	(D)	CC
7377, 8, 9	Computer rental and leasing, maintenance, and related services, n.e.c. -----	106	(D)	(D)	(D)	FF
7377	Computer rental and leasing -----	4	5 987	613	139	10
7378	Computer maintenance and repair -----	23	57 397	12 747	2 992	361
7379	Computer related services, n.e.c. -----	79	(D)	(D)	(D)	EE

**Table 7a. Summary Statistics for Firms Subject to Federal Income Tax for Metropolitan Areas: 1992—Con.**

[Includes only establishments with payroll. For meaning of abbreviations and symbols, see introductory text. For explanation of terms and comparability of 1987 and 1992 censuses, see appendix A. For definitions of CMSA's, MSA's, and PMSA's, see appendix D]

SIC code	Geographic area and kind of business or operation	Establishments (number)	Receipts (\$1,000)	Annual payroll (\$1,000)	First-quarter payroll (\$1,000)	Paid employees for pay period including March 12 (number)
	<b>NEW YORK—NORTHERN NEW JERSEY—LONG ISLAND, NY—NJ—CT—PA CMSA—Con.</b>					
	<b>Monmouth—Ocean, NJ PMSA—Con.</b>					
<b>73</b>	<b>Business services—Con.</b>					
738	Miscellaneous business services .....	279	106 170	37 878	8 692	2 385
7381, 2	Detective agencies and protective services .....	54	28 744	13 111	3 116	915
7381	Detective, guard, and armored car services .....	40	19 319	10 074	2 420	780
7382	Security systems services .....	14	9 425	3 037	696	135
7383	News syndicates .....	—	—	—	—	—
7384	Photofinishing laboratories* .....	35	8 987	2 496	597	160
7389	Business services, n.e.c. ....	190	68 439	22 271	4 979	1 310
7389 pt.	Sign painting shops .....	9	2 869	914	223	31
7389 pt.	Interior designing .....	18	6 237	1 582	314	48
7389 pt.	Telephone answering services .....	14	3 394	1 670	364	131
7389 pt.	Other business services .....	149	55 939	18 105	4 078	1 100
<b>75</b>	<b>Automotive repair, services, and parking .....</b>	<b>596</b>	<b>210 307</b>	<b>52 684</b>	<b>12 661</b>	<b>2 524</b>
751	Automotive rental and leasing, without drivers .....	40	37 990	6 188	1 499	264
7513	Truck rental and leasing, without drivers .....	9	(D)	(D)	(D)	CC
7514, 5	Passenger car rental and leasing .....	30	(D)	(D)	(D)	CC
7514	Passenger car rental .....	22	20 543	2 857	573	130
7515	Passenger car leasing .....	8	(D)	(D)	(D)	AA
7519	Utility trailer and recreational vehicle rental .....	1	(D)	(D)	(D)	AA
752	Automobile parking .....	5	726	203	47	17
753	Automotive repair shops .....	454	150 844	40 412	9 728	1 732
7532	Top, body, and upholstery repair shops and paint shops .....	132	57 454	17 134	4 225	690
7532 pt.	Top and body repair shops .....	128	55 394	16 311	3 982	659
7532 pt.	Paint shops .....	4	2 060	823	243	31
7538	General automotive repair shops .....	224	63 229	16 010	3 754	698
7538 pt.	General automotive repair shops, except diesel .....	203	55 358	13 163	3 103	591
7538 pt.	Diesel repair shops .....	21	7 871	2 847	651	107
7533, 4, 6, 7, 9	Other automotive repair shops .....	98	30 161	7 268	1 749	344
7533	Automotive exhaust system repair shops .....	22	8 999	2 322	604	101
7534	Tire retreading and repair shops .....	7	1 841	391	74	18
7536	Automotive glass replacement shops .....	13	4 569	866	196	42
7537	Automotive transmission repair shops .....	30	8 683	2 126	514	110
7539	Automotive repair shops, n.e.c. ....	26	6 069	1 563	361	73
7539 pt.	Radiator repair .....	4	1 421	332	81	18
7539 pt.	Brake, front end, and wheel alignment .....	10	2 468	594	139	29
7539 pt.	Automotive electrical and fuel system services .....	8	1 796	566	121	21
7539 pt.	Other automotive repair shops, n.e.c. ....	4	384	71	20	5
754	Automotive services, except repair .....	97	20 747	5 881	1 387	511
7542	Carwashes .....	54	10 179	3 330	735	322
7549	Automotive services, except repair and carwashes .....	43	10 568	2 551	652	189
<b>76</b>	<b>Miscellaneous repair services .....</b>	<b>265</b>	<b>78 691</b>	<b>24 582</b>	<b>5 451</b>	<b>1 008</b>
762	Electrical repair shops .....	82	30 319	9 804	2 265	405
7622	Radio and television repair shops .....	22	7 451	2 006	417	89
7623, 9	Other electrical and electronic repair shops .....	60	22 868	7 798	1 848	316
7623	Refrigeration and air-conditioning service and repair shops .....	17	5 204	972	202	40
7629	Electrical and electronic repair shops, n.e.c. ....	43	17 664	6 826	1 646	276
763	Watch, clock, and jewelry repair .....	3	(D)	(D)	(D)	AA
764	Reupholstery and furniture repair .....	13	1 465	314	67	25
769	Miscellaneous repair and related services .....	167	(D)	(D)	(D)	FF
7692	Welding repair .....	12	3 645	1 163	244	39
7694	Armature rewinding shops .....	7	1 357	378	91	19
7699	Repair shops and related services, n.e.c. ....	148	(D)	(D)	(D)	FF
<b>78, 79, 84</b>	<b>Amusement and recreation services, including motion pictures and museums .....</b>	<b>614</b>	<b>364 641</b>	<b>83 902</b>	<b>15 474</b>	<b>5 229</b>
781, 2	Motion picture production, distribution, and services .....	28	31 216	4 020	649	74
783	Motion picture theaters .....	25	20 220	2 810	667	429
7832	Motion picture theaters, except drive-in .....	25	20 220	2 810	667	429
7833	Drive-in motion picture theaters .....	—	—	—	—	—
784	Video tape rental .....	96	23 811	4 117	1 006	510
792	Theatrical producers (except motion picture), bands, orchestras, and entertainers .....	36	15 879	4 489	998	111
7922	Theatrical producers (except motion picture) and miscellaneous theatrical services .....	14	3 425	1 245	328	32
7929	Bands, orchestras, actors, and other entertainers and entertainment groups .....	22	12 454	3 244	670	79
793	Bowling centers .....	17	10 664	3 847	1 945	659

**Table 7a. Summary Statistics for Firms Subject to Federal Income Tax for Metropolitan Areas: 1992—Con.**

[Includes only establishments with payroll. For meaning of abbreviations and symbols, see introductory text. For explanation of terms and comparability of 1987 and 1992 censuses, see appendix A. For definitions of CMSA's, MSA's, and PMSA's, see appendix D]

SIC code	Geographic area and kind of business or operation	Establishments (number)	Receipts (\$1,000)	Annual payroll (\$1,000)	First-quarter payroll (\$1,000)	Paid employees for pay period including March 12 (number)
	<b>NEW YORK—NORTHERN NEW JERSEY—LONG ISLAND, NY—NJ—CT—PA CMSA—Con.</b>					
	<b>Monmouth—Ocean, NJ PMSA—Con.</b>					
<b>78, 79, 84</b>	<b>Amusement and recreation services, including motion pictures and museums—Con.</b>					
79 ex. 792, 3, 84	Commercial sports and other amusement and recreation services, including museums -----	412	262 851	64 619	10 209	3 446
794	Commercial sports -----	47	42 811	11 561	2 826	504
7941	Professional sports clubs, managers, promoters -----	1	(D)	(D)	(D)	AA
7948	Racing, including track operation -----	46	(D)	(D)	(D)	FF
79 ex. 792, 3, 4; 84	Other amusement and recreation services, including museums ----	365	220 040	53 058	7 383	2 942
791	Dance studios, schools, and halls -----	34	4 461	1 102	214	137
7991	Physical fitness facilities -----	59	21 369	6 750	1 634	773
7992	Public golf courses -----	8	8 247	2 309	249	65
7993	Coin-operated amusement devices -----	39	15 614	3 362	608	256
7996	Amusement parks -----	8	(D)	(D)	(D)	EE
7997	Membership sports and recreation clubs -----	40	27 660	9 561	1 759	556
7999, 84	Amusement and recreation services, including museums, n.e.c. -	177	(D)	(D)	(D)	FF
7999 pt.	Concession operators of amusement devices and rides -----	2	4 123	847	104	52
7999 pt., 84	Carnivals, circuses, and fairs -----	2	(D)	(D)	(D)	BB
	Other recreation and amusements, including museums -----	156	(D)	(D)	(D)	FF
<b>80</b>	<b>Health services -----</b>	<b>2 294</b>	<b>1 327 253</b>	<b>539 925</b>	<b>111 349</b>	<b>18 058</b>
801	Offices and clinics of doctors of medicine -----	1 043	626 444	279 598	51 711	5 565
8011 pt.	Offices of doctors of medicine -----	1 028	612 953	271 788	49 856	5 375
8011 pt.	General medical clinics -----	15	13 491	7 810	1 855	190
802	Offices and clinics of dentists -----	545	191 514	70 140	15 377	2 768
803	Offices and clinics of doctors of osteopathy -----	25	12 300	5 082	982	158
804	Offices and clinics of other health practitioners -----	480	108 708	29 252	6 202	1 462
8041	Offices and clinics of chiropractors -----	231	46 386	10 176	2 206	626
8042	Offices and clinics of optometrists -----	90	18 112	4 677	1 082	268
8043	Offices and clinics of podiatrists -----	66	14 302	3 094	736	177
8049	Offices and clinics of health practitioners, n.e.c. -----	93	29 908	11 305	2 178	391
805	Nursing and personal care facilities -----	53	215 498	96 537	23 216	5 498
8051	Skilled nursing care facilities -----	45	209 085	93 205	22 712	5 357
8052	Intermediate care facilities -----	5	(D)	(D)	(D)	CC
8059	Nursing and personal care facilities, n.e.c. -----	3	(D)	(D)	(D)	AA
806	Hospitals -----	1	(D)	(D)	(D)	FF
8062	General medical and surgical hospitals -----	-	-	-	-	-
8063, 9	Specialty hospitals -----	1	(D)	(D)	(D)	FF
807, 8, 9	Other health services -----	147	(D)	(D)	(D)	GG
807	Medical and dental laboratories -----	73	54 914	16 076	3 335	516
8071	Medical laboratories -----	35	44 745	11 862	2 379	334
8072	Dental laboratories -----	38	10 169	4 214	956	182
808	Home health care services -----	31	28 684	15 149	3 849	1 024
809	Miscellaneous health and allied services, n.e.c. -----	43	(D)	(D)	(D)	FF
8092	Kidney dialysis centers -----	-	-	-	-	-
8093	Specialty outpatient facilities, n.e.c. -----	25	9 404	4 651	1 001	162
8099	Health and allied services, n.e.c. -----	18	(D)	(D)	(D)	EE
<b>81</b>	<b>Legal services -----</b>	<b>662</b>	<b>278 512</b>	<b>114 318</b>	<b>25 451</b>	<b>3 267</b>
<b>823, 4, 9</b>	<b>Selected educational services -----</b>	<b>54</b>	<b>21 362</b>	<b>7 734</b>	<b>1 854</b>	<b>388</b>
823	Libraries -----	1	(D)	(D)	(D)	AA
824	Vocational schools -----	19	8 295	3 112	672	108
829	Schools and educational services, n.e.c. -----	34	(D)	(D)	(D)	EE
<b>83</b>	<b>Social services -----</b>	<b>180</b>	<b>49 856</b>	<b>21 776</b>	<b>4 692</b>	<b>1 597</b>
835	Child day care services -----	106	21 848	10 762	2 256	914
832, 3, 6, 9	Other social services -----	74	28 008	11 014	2 436	683
<b>87 ex. 8733</b>	<b>Engineering, accounting, research, management, and related services (except noncommercial research organizations) -----</b>	<b>976</b>	<b>647 623</b>	<b>282 336</b>	<b>65 812</b>	<b>6 985</b>
871	Engineering, architectural, and surveying services -----	279	177 340	83 097	19 820	2 100
8711	Engineering services -----	172	153 839	73 133	17 685	1 750
8712	Architectural services -----	57	11 502	3 595	861	150
8713	Surveying services -----	50	11 999	6 369	1 274	200
872	Accounting, auditing, and bookkeeping services -----	331	86 471	32 586	7 306	1 185
873 ex. 8733	Research, development, and testing services (except noncommercial research organizations) -----	49	245 518	117 713	28 450	2 136
8731	Commercial physical and biological research -----	13	(D)	(D)	(D)	GG
8732	Commercial economic, sociological, and educational research ----	20	(D)	(D)	(D)	EE
8734	Testing laboratories -----	16	(D)	(D)	(D)	CC
874	Management and public relations services -----	317	138 294	48 940	10 236	1 564
8741	Management services -----	82	52 641	19 913	4 485	827
8742	Management consulting services -----	163	64 050	22 440	4 508	537
8743	Public relations services -----	11	(D)	(D)	(D)	BB
8744	Facilities support management services -----	2	(D)	(D)	(D)	AA
8748	Business consulting services, n.e.c. -----	59	16 667	5 328	1 013	158
<b>89</b>	<b>Services, n.e.c. -----</b>	<b>75</b>	<b>31 700</b>	<b>10 387</b>	<b>2 462</b>	<b>317</b>



**Table 7a. Summary Statistics for Firms Subject to Federal Income Tax for Metropolitan Areas: 1992 — Con.**

[Includes only establishments with payroll. For meaning of abbreviations and symbols, see introductory text. For explanation of terms and comparability of 1987 and 1992 censuses, see appendix A. For definitions of CMSA's, MSA's, and PMSA's, see appendix D]

SIC code	Geographic area and kind of business or operation	Establishments (number)	Receipts (\$1,000)	Annual payroll (\$1,000)	First-quarter payroll (\$1,000)	Paid employees for pay period including March 12 (number)
	<b>NEW YORK—NORTHERN NEW JERSEY—LONG ISLAND, NY—NJ—CT—PA CMSA—Con.</b>					
	<b>Nassau—Suffolk, NY PMSA</b>					
	<b>Total -----</b>	<b>27 083</b>	<b>16 171 553</b>	<b>5 862 633</b>	<b>1 324 996</b>	<b>227 193</b>
	(See appropriate State for SIC detail.)					
	<b>New Haven—Meriden, CT PMSA</b>					
	<b>Total -----</b>	<b>4 386</b>	<b>2 374 458</b>	<b>973 155</b>	<b>215 014</b>	<b>37 631</b>
	(See appropriate State for SIC detail.)					
	<b>New York, NY PMSA</b>					
	<b>Total -----</b>	<b>65 644</b>	<b>66 270 312</b>	<b>24 404 268</b>	<b>5 585 157</b>	<b>736 600</b>
	(See appropriate State for SIC detail.)					
	<b>Newark, NJ PMSA</b>					
	<b>Total -----</b>	<b>17 342</b>	<b>13 398 368</b>	<b>4 996 614</b>	<b>1 121 605</b>	<b>172 227</b>
<b>70 ex. 704</b>	<b>Hotels, rooming houses, camps, and other lodging places (except membership lodging) -----</b>	<b>168</b>	<b>367 622</b>	<b>114 127</b>	<b>30 695</b>	<b>8 437</b>
7011	Hotels and motels -----	133	360 254	112 550	30 426	8 350
7011 pt.	Hotels -----	72	319 823	97 914	26 387	7 055
7011 pt.	Hotels, 25 guestrooms or more -----	63	318 549	97 653	26 328	7 030
7011 pt.	Hotels, less than 25 guestrooms -----	9	1 274	261	59	25
7011 pt.	Motels, motor hotels, and tourist courts -----	61	40 431	14 636	4 039	1 295
7011 pt.	Motels, tourist courts -----	45	23 742	7 781	1 757	514
7011 pt.	Motor hotels -----	16	16 689	6 855	2 282	781
702, 3	Other lodging places -----	35	7 368	1 577	269	87
702	Rooming and boarding houses -----	19	2 803	626	155	50
703	Camps and recreational vehicle parks -----	16	4 565	951	114	37
7032	Sporting and recreational camps -----	7	1 444	288	22	16
7033	Recreational vehicle parks and campsites -----	9	3 121	663	92	21
<b>72</b>	<b>Personal services -----</b>	<b>1 910</b>	<b>454 129</b>	<b>149 198</b>	<b>34 187</b>	<b>10 738</b>
721	Laundry, cleaning, and garment services -----	531	202 536	63 086	14 355	3 729
7211	Power laundries, family and commercial* -----	6	1 136	463	105	38
7213	Linen supply* -----	15	23 484	8 792	1 778	396
7215	Coin-operated laundries and drycleaning -----	118	47 579	8 754	1 780	468
7215 pt.	Coin-operated laundries and drycleaning stores -----	112	(D)	(D)	(D)	EE
7215 pt.	Coin-operated laundry routes -----	6	(D)	(D)	(D)	CC
7216	Drycleaning plants, except rug cleaning* -----	270	56 791	20 243	4 804	1 461
7217	Carpet and upholstery cleaning -----	44	12 991	4 026	891	276
7218	Industrial laundrers* -----	16	48 954	16 616	4 101	775
7212, 9	Other laundry, cleaning, and garment services* -----	62	11 601	4 192	896	315
7212	Garment pressing, and agents for laundries and drycleaners -----	29	3 431	808	210	83
7219	Laundry and garment services, n.e.c.* -----	33	8 170	3 384	686	232
722	Photographic studios, portrait -----	59	22 221	7 307	1 658	396
723, 4	Beauty and barber shops -----	1 017	101 166	40 385	9 515	3 691
723	Beauty shops -----	935	95 916	38 626	9 089	3 533
724	Barber shops -----	82	5 250	1 759	426	158
725	Shoe repair shops and shoeshine parlors -----	19	2 445	354	88	29
726	Funeral service and crematories -----	130	68 412	16 986	3 783	623
729	Miscellaneous personal services -----	154	57 349	21 080	4 788	2 270
7291	Tax return preparation services -----	29	6 219	2 951	1 062	676
7299	Miscellaneous personal services, n.e.c. -----	125	51 130	18 129	3 726	1 594
7299 pt.	Massage parlors, tanning salons, and saunas -----	29	1 828	542	123	87
7299 pt.	Other personal services -----	96	49 302	17 587	3 603	1 507
7299 pt.	Diet and weight reducing services -----	33	24 280	7 839	1 716	770
7299 pt.	Formal wear rental -----	12	9 540	2 651	439	124
7299 pt.	Other personal services, n.e.c. -----	51	15 482	7 097	1 448	613
<b>73</b>	<b>Business services -----</b>	<b>3 364</b>	<b>3 349 613</b>	<b>1 385 532</b>	<b>320 605</b>	<b>59 856</b>
731	Advertising -----	224	251 008	75 531	17 342	2 198
7311	Advertising agencies -----	183	179 766	58 508	13 279	1 362
7312	Outdoor advertising services -----	4	(D)	(D)	(D)	CC
7313	Radio, television, publishers' advertising representatives -----	11	3 930	1 056	200	25
7313 pt.	Radio, television advertising representatives -----	3	(D)	(D)	(D)	AA
7313 pt.	Publishers' advertising representatives -----	8	(D)	(D)	(D)	BB
7319	Advertising, n.e.c. -----	26	(D)	(D)	(D)	FF
732	Consumer credit reporting agencies, mercantile reporting agencies, and adjustment and collection agencies -----	66	131 199	40 540	9 971	1 016
7322	Adjustment and collection services -----	58	(D)	(D)	(D)	EE
7323	Credit reporting services -----	8	(D)	(D)	(D)	FF

**Table 7a. Summary Statistics for Firms Subject to Federal Income Tax for Metropolitan Areas: 1992—Con.**

[Includes only establishments with payroll. For meaning of abbreviations and symbols, see introductory text. For explanation of terms and comparability of 1987 and 1992 censuses, see appendix A. For definitions of CMSA's, MSA's, and PMSA's, see appendix D]

SIC code	Geographic area and kind of business or operation	Establishments (number)	Receipts (\$1,000)	Annual payroll (\$1,000)	First-quarter payroll (\$1,000)	Paid employees for pay period including March 12 (number)
<b>NEW YORK-NORTHERN NEW JERSEY-LONG ISLAND, NY-NJ-CT-PA CMSA—Con.</b>						
<b>Newark, NJ PMSA—Con.</b>						
<b>73</b>	<b>Business services—Con.</b>					
733	Mailing, reproduction, commercial art and photography, and stenographic services -----	343	227 358	74 842	17 278	2 903
7331	Direct mail advertising services -----	34	60 049	21 774	5 456	1 090
7331 pt.	Mailing list compilers, brokers, and managers -----	12	20 254	8 160	2 414	501
7331 pt.	Direct mail advertising services, except mailing list services -----	22	39 795	13 614	3 042	589
7334	Photocopying and duplicating services -----	31	32 493	10 490	2 502	416
7334 pt.	Blueprinting and photocopying services -----	26	29 666	9 592	2 321	373
7334 pt.	Duplicating services, except printing and photocopying -----	5	2 827	898	181	43
7335, 6	Commercial photography, art, and graphics -----	216	95 251	32 480	6 958	929
7335	Commercial photography -----	46	14 226	4 694	1 034	185
7336	Commercial art and graphic design -----	170	81 025	27 786	5 924	744
7336 pt.	Commercial art -----	29	8 473	2 644	643	91
7336 pt.	Graphic arts and related design -----	141	72 552	25 142	5 281	653
7338	Secretarial and court reporting services -----	62	39 565	10 098	2 362	468
734	Services to dwellings and other buildings -----	544	275 820	154 791	36 820	12 698
7342	Disinfecting and pest control services -----	89	28 882	11 890	2 428	422
7349	Building cleaning and maintenance services, n.e.c. -----	455	246 938	142 901	34 392	12 276
735	Miscellaneous equipment rental and leasing -----	158	191 820	50 403	11 442	1 504
7352	Medical equipment rental and leasing -----	12	24 987	6 976	1 435	172
7353	Heavy construction equipment rental and leasing -----	35	37 644	11 568	2 532	319
7353 pt.	Rental and leasing of heavy construction equipment without operators -----	16	13 538	3 555	830	114
7353 pt.	Rental and leasing of heavy construction equipment with operators -----	19	24 106	8 013	1 702	205
7359	Equipment rental and leasing, n.e.c. -----	111	129 189	31 859	7 475	1 013
7359 pt.	Equipment rental -----	84	92 130	22 888	5 556	767
7359 pt.	Rent-to-own -----	13	20 397	3 571	782	120
7359 pt.	Equipment rental, except rent-to-own -----	71	71 733	19 317	4 774	647
7359 pt.	Equipment leasing, except finance leasing -----	27	37 059	8 971	1 919	246
736	Personnel supply services -----	413	387 916	249 409	56 864	14 334
7361	Employment agencies -----	228	93 420	51 161	11 003	2 550
7363	Help supply services -----	185	294 496	198 248	45 861	11 784
7363 pt.	Temporary help supply -----	159	226 190	165 090	38 148	9 925
7363 pt.	Help supply, except temporary -----	26	68 306	33 158	7 713	1 859
7363 pt.	Employee leasing -----	13	55 245	24 589	5 786	1 387
7363 pt.	Other help supply services -----	13	13 061	8 569	1 927	472
737	Computer programming, data processing, and other computer related services -----	891	1 126 371	447 127	105 030	9 637
7371, 2, 3	Computer programming, prepackaged software, and integrated systems -----	528	607 274	225 445	53 748	4 272
7371	Computer programming services -----	404	297 178	141 486	33 330	2 555
7372	Prepackaged software -----	69	152 997	46 976	12 259	922
7373	Computer integrated systems -----	55	157 099	36 983	8 159	795
7374, 5, 6	Data processing services -----	128	347 203	150 436	34 853	3 887
7374, 5	Computer processing, information retrieval -----	121	340 967	148 088	34 332	3 823
7374	Computer processing and data preparation and processing services -----	111	307 283	138 283	32 089	3 567
7375	Information retrieval services -----	10	33 684	9 805	2 243	256
7376	Computer facilities management services -----	7	6 236	2 348	521	64
7377, 8, 9	Computer rental and leasing, maintenance, and related services, n.e.c. -----	235	171 894	71 246	16 429	1 478
7377	Computer rental and leasing -----	6	9 680	2 722	527	71
7378	Computer maintenance and repair -----	55	69 300	17 137	3 892	534
7379	Computer related services, n.e.c. -----	174	92 914	51 387	12 010	873
7379 pt.	Computer consultants -----	150	87 190	49 091	11 591	820
7379 pt.	Miscellaneous computer services, n.e.c. -----	24	5 724	2 296	419	53
738	Miscellaneous business services -----	725	758 121	292 889	65 858	15 566
7381, 2	Detective agencies and protective services -----	131	181 556	117 277	27 044	8 121
7381	Detective, guard, and armored car services -----	110	159 550	109 439	25 294	7 850
7381 pt.	Detective agencies and guard services -----	105	(D)	(D)	(D)	II
7381 pt.	Armored car services -----	5	(D)	(D)	(D)	EE
7382	Security systems services -----	21	22 006	7 838	1 750	271
7383	News syndicates -----	7	22 821	11 217	2 499	303
7384	Photofinishing laboratories* -----	69	22 035	6 932	1 633	365
7384 pt.	Photofinishing laboratories, except "one-hour" (mini) labs* -----	38	16 033	5 531	1 355	253
7384 pt.	One-hour (mini) photofinishing* -----	31	6 002	1 401	278	112
7389	Business services, n.e.c. -----	518	531 709	157 463	34 682	6 777
7389 pt.	Sign painting shops -----	18	4 387	1 361	293	58
7389 pt.	Interior designing -----	60	16 345	3 365	799	146
7389 pt.	Telephone answering services -----	24	10 388	3 397	812	295
7389 pt.	Other business services -----	416	500 589	149 340	32 778	6 278
7389 pt.	Water softening and conditioning services -----	12	8 564	2 918	618	110
7389 pt.	Packaging and labeling services -----	47	139 447	46 586	10 388	2 353
7389 pt.	Trading stamp services -----	-	-	-	-	-
7389 pt.	Miscellaneous business services -----	357	352 578	99 836	21 772	3 815
7389 pt.	Convention and trade show services -----	24	9 565	2 510	380	69
7389 pt.	Private mail centers -----	14	10 425	3 267	703	158
7389 pt.	Miscellaneous business services, n.e.c. -----	319	332 588	94 059	20 689	3 588
<b>75</b>	<b>Automotive repair, services, and parking -----</b>	<b>1 483</b>	<b>872 329</b>	<b>189 127</b>	<b>44 412</b>	<b>7 986</b>
751	Automotive rental and leasing, without drivers -----	105	346 582	41 400	9 170	1 529
7513	Truck rental and leasing, without drivers -----	35	(D)	(D)	(D)	EE
7513 pt.	Truck rental, without drivers -----	16	61 251	6 882	1 293	127
7513 pt.	Truck leasing, except finance leasing -----	19	(D)	(D)	(D)	CC
7514, 5	Passenger car rental and leasing -----	69	242 680	29 739	6 653	1 229
7514	Passenger car rental -----	55	200 758	24 036	5 610	1 103
7515	Passenger car leasing -----	14	41 922	5 703	1 043	126
7519	Utility trailer and recreational vehicle rental -----	1	(D)	(D)	(D)	AA

**Table 7a. Summary Statistics for Firms Subject to Federal Income Tax for Metropolitan Areas: 1992—Con.**

[Includes only establishments with payroll. For meaning of abbreviations and symbols, see introductory text. For explanation of terms and comparability of 1987 and 1992 censuses, see appendix A. For definitions of CMSA's, MSA's, and PMSA's, see appendix D]

SIC code	Geographic area and kind of business or operation	Establishments (number)	Receipts (\$1,000)	Annual payroll (\$1,000)	First-quarter payroll (\$1,000)	Paid employees for pay period including March 12 (number)
<b>NEW YORK-NORTHERN NEW JERSEY-LONG ISLAND, NY-NJ-CT-PA CMSA—Con.</b>						
<b>Newark, NJ PMSA—Con.</b>						
<b>75</b>	<b>Automotive repair, services, and parking—Con.</b>					
752	Automobile parking .....	67	54 782	9 226	2 215	511
7521 pt.	Parking lots .....	50	47 528	7 442	1 786	390
7521 pt.	Parking structures .....	17	7 254	1 784	429	121
753	Automotive repair shops .....	1 126	426 619	123 795	29 572	4 958
7532	Top, body, and upholstery repair shops and paint shops .....	376	180 973	59 832	14 499	2 256
7532 pt.	Top and body repair shops .....	363	173 057	56 933	13 808	2 162
7532 pt.	Paint shops .....	13	7 916	2 899	691	94
7538	General automotive repair shops .....	546	162 886	41 050	9 783	1 809
7538 pt.	General automotive repair shops, except diesel .....	494	141 369	32 984	7 787	1 511
7538 pt.	Diesel repair shops .....	52	21 517	8 066	1 996	298
7533, 4, 6, 7, 9	Other automotive repair shops .....	204	82 760	22 913	5 290	893
7533	Automotive exhaust system repair shops .....	39	16 432	3 813	923	157
7534	Tire retreading and repair shops .....	20	23 190	5 908	1 191	174
7536	Automotive glass replacement shops .....	27	13 348	3 921	900	133
7537	Automotive transmission repair shops .....	52	13 864	4 228	1 051	198
7539	Automotive repair shops, n.e.c. ....	66	15 926	5 043	1 225	231
7539 pt.	Radiator repair .....	18	3 481	666	161	43
7539 pt.	Brake, front end, and wheel alignment .....	22	4 112	1 439	347	74
7539 pt.	Automotive electrical and fuel system services .....	19	5 076	1 589	376	70
7539 pt.	Carburetor repair shops .....	5	550	126	30	7
7539 pt.	Automotive electrical repair shops .....	14	4 526	1 463	346	63
7539 pt.	Other automotive repair shops, n.e.c. ....	7	3 257	1 349	341	44
754	Automotive services, except repair .....	185	44 346	14 706	3 455	988
7542	Carwashes .....	108	25 454	9 408	2 052	652
7549	Automotive services, except repair and carwashes .....	77	18 892	5 298	1 403	336
7549 pt.	Lubrication shops .....	20	6 365	1 481	483	133
7549 pt.	Other automotive services .....	57	12 527	3 817	920	203
7549 pt.	Towing services .....	50	11 240	3 579	858	190
7549 pt.	Other automotive services, n.e.c. ....	7	1 287	238	62	13
<b>76</b>	<b>Miscellaneous repair services .....</b>	<b>613</b>	<b>378 981</b>	<b>124 980</b>	<b>30 183</b>	<b>4 149</b>
762	Electrical repair shops .....	178	116 048	41 641	10 333	1 512
7622	Radio and television repair shops .....	45	19 565	5 897	1 357	240
7623, 9	Other electrical and electronic repair shops .....	133	96 483	35 744	8 976	1 272
7623	Refrigeration and air-conditioning service and repair shops .....	30	21 059	6 389	1 382	163
7629	Electrical and electronic repair shops, n.e.c. ....	103	75 424	29 355	7 594	1 109
763	Watch, clock, and jewelry repair .....	15	4 378	1 425	353	50
764	Reupholstery and furniture repair .....	49	6 612	2 368	563	145
769	Miscellaneous repair and related services .....	371	251 943	79 546	18 934	2 442
7692	Welding repair .....	36	11 260	3 746	981	170
7694	Armature rewinding shops .....	19	17 168	6 318	1 433	189
7699	Repair shops and related services, n.e.c. ....	316	223 515	69 482	16 520	2 083
7699 pt.	Farm machinery and equipment repair .....	2	(D)	(D)	(D)	AA
7699 pt.	Lawnmower and other small gasoline engine repair .....	15	4 671	1 146	249	49
7699 pt.	Sewer and septic tank cleaning services .....	24	19 079	6 449	1 496	205
7699 pt.	Other repair and related services, n.e.c. ....	275	(D)	(D)	(D)	GG
<b>78, 79, 84</b>	<b>Amusement and recreation services, including motion pictures and museums .....</b>	<b>677</b>	<b>938 582</b>	<b>127 896</b>	<b>25 174</b>	<b>6 288</b>
781, 2	Motion picture production, distribution, and services .....	69	(D)	(D)	(D)	EE
7812 pt.	Motion picture production, except for television .....	25	(D)	(D)	(D)	CC
7812 pt.	Motion picture and tape production for television .....	16	(D)	(D)	(D)	BB
7819	Services allied to motion picture production .....	14	(D)	(D)	(D)	BB
7822 pt.	Motion picture film and tape distributors .....	9	(D)	(D)	(D)	BB
7822 pt.	Motion picture film exchanges .....	6	(D)	(D)	(D)	BB
7822 pt.	Video tape wholesalers .....	3	(D)	(D)	(D)	BB
7822 pt.	Film and tape distribution for television .....	2	(D)	(D)	(D)	CC
7829	Services allied to motion picture distribution .....	3	(D)	(D)	(D)	BB
783	Motion picture theaters .....	38	34 435	5 318	1 195	762
7832	Motion picture theaters, except drive-in .....	38	34 435	5 318	1 195	762
7833	Drive-in motion picture theaters .....	—	—	—	—	—
784	Video tape rental .....	106	(D)	(D)	(D)	FF
792	Theatrical producers (except motion picture), bands, orchestras, and entertainers .....	62	75 852	15 373	2 461	314
7922	Theatrical producers (except motion picture) and miscellaneous theatrical services .....	21	8 824	1 852	393	56
7922 pt.	Producers of live theatrical productions .....	5	1 862	278	64	10
7922 pt.	Producers of radio and television shows, except tape producers .....	2	(D)	(D)	(D)	AA
7922 pt.	Artists' and entertainers' managers or agents, concert bureaus, booking agents .....	5	1 612	448	55	10
7922 pt.	Other theatrical services .....	9	(D)	(D)	(D)	BB
7929	Bands, orchestras, actors, and other entertainers and entertainment groups .....	41	67 028	13 521	2 068	258
7929 pt.	Dance groups and artists .....	—	—	—	—	—
7929 pt.	Symphony orchestras, opera companies, and chamber music organizations .....	—	—	—	—	—
7929 pt.	Other music and entertainment presentations .....	41	67 028	13 521	2 068	258
7929 pt.	Other music groups and artists .....	16	7 328	2 218	389	122
7929 pt.	Other entertainers and entertainment groups .....	25	59 700	11 303	1 679	136
793	Bowling centers .....	31	(D)	(D)	(D)	FF

**Table 7a. Summary Statistics for Firms Subject to Federal Income Tax for Metropolitan Areas: 1992—Con.**

[Includes only establishments with payroll. For meaning of abbreviations and symbols, see introductory text. For explanation of terms and comparability of 1987 and 1992 censuses, see appendix A. For definitions of CMSA's, MSA's, and PMSA's, see appendix D]

SIC code	Geographic area and kind of business or operation	Establishments (number)	Receipts (\$1,000)	Annual payroll (\$1,000)	First-quarter payroll (\$1,000)	Paid employees for pay period including March 12 (number)
	<b>NEW YORK—NORTHERN NEW JERSEY—LONG ISLAND, NY—NJ—CT—PA CMSA—Con.</b>					
	<b>Newark, NJ PMSA—Con.</b>					
<b>78, 79, 84</b>	<b>Amusement and recreation services, including motion pictures and museums—Con.</b>					
79 ex. 792, 3, 84	Commercial sports and other amusement and recreation services, including museums -----	371	179 918	50 832	10 022	3 637
794	Commercial sports -----	16	2 797	1 251	163	56
7941	Professional sports clubs, managers, promoters -----	5	1 194	790	64	6
7941 pt.	Baseball clubs -----	—	—	—	—	—
7941 pt.	Football clubs -----	—	—	—	—	—
7941 pt.	Other professional sports clubs -----	—	—	—	—	—
7941 pt.	Managers and promoters -----	5	1 194	790	64	6
7948	Racing, including track operation -----	11	1 603	461	99	50
7948 pt.	Auto racetrack operation -----	2	(D)	(D)	(D)	BB
7948 pt.	Horse racetrack operation -----	—	—	—	—	—
7948 pt.	Dog racetrack operation -----	—	—	—	—	—
7948 pt.	Racing stables and racing, n.e.c. -----	9	(D)	(D)	(D)	BB
79 ex. 792, 3, 4, 84	Other amusement and recreation services, including museums -----	355	177 121	49 581	9 859	3 581
791	Dance studios, schools, and halls -----	64	8 330	2 626	626	320
7991	Physical fitness facilities -----	78	27 893	7 279	1 674	781
7991 pt.	Physical fitness centers, except gymnasiums and athletic clubs -----	70	25 319	6 570	1 513	693
7991 pt.	Gymnasiums and athletic clubs -----	8	2 574	709	161	88
7992	Public golf courses -----	13	9 061	2 442	348	87
7993	Coin-operated amusement devices -----	24	25 334	3 056	695	126
7996	Amusement parks -----	4	6 603	1 376	243	99
7997	Membership sports and recreation clubs -----	59	43 559	14 655	2 670	844
7999, 84	Amusement and recreation services, including museums, n.e.c. -----	113	56 341	18 147	3 603	1 324
7999 pt.	Concession operators of amusement devices and rides -----	2	(D)	(D)	(D)	AA
7999 pt.	Carnivals, circuses, and fairs -----	1	(D)	(D)	(D)	AA
7999 pt.	Carnivals and circuses -----	—	—	—	—	—
7999 pt.	Fairs -----	1	(D)	(D)	(D)	AA
7999 pt., 84	Other recreation and amusements, including museums -----	110	(D)	(D)	(D)	GG
84	Museums, art galleries, and botanical and zoological gardens -----	5	1 604	323	60	13
841	Museums and art galleries -----	3	(D)	(D)	(D)	AA
842	Arboreta and botanical or zoological gardens -----	2	(D)	(D)	(D)	AA
7999 pt.	Roller skating rinks -----	3	1 119	289	95	60
7999 pt.	Ice skating rinks -----	—	—	—	—	—
7999 pt.	Other amusement and recreation services, n.e.c. -----	102	(D)	(D)	(D)	GG
<b>80</b>	<b>Health services -----</b>	<b>4 466</b>	<b>2 670 476</b>	<b>1 169 868</b>	<b>250 894</b>	<b>32 962</b>
801	Offices and clinics of doctors of medicine -----	2 192	1 390 606	669 373	135 351	11 244
8011 pt.	Offices of doctors of medicine -----	2 165	1 337 741	645 921	129 911	10 803
8011 pt.	General medical clinics -----	27	52 865	23 452	5 440	441
802	Offices and clinics of dentists -----	1 142	383 266	134 308	30 588	5 356
8021 pt.	Offices of dentists -----	1 140	(D)	(D)	(D)	II
8021 pt.	Dental clinics -----	2	(D)	(D)	(D)	AA
803	Offices and clinics of doctors of osteopathy -----	48	21 474	10 130	2 060	222
8031 pt.	Offices of osteopathic physicians -----	48	21 474	10 130	2 060	222
8031 pt.	Osteopathic clinics -----	—	—	—	—	—
804	Offices and clinics of other health practitioners -----	695	180 639	56 281	12 355	2 277
8041	Offices and clinics of chiropractors -----	290	76 432	22 171	5 080	863
8042	Offices and clinics of optometrists -----	126	33 566	8 014	1 811	422
8043	Offices and clinics of podiatrists -----	113	24 815	6 776	1 390	285
8049	Offices and clinics of health practitioners, n.e.c. -----	166	45 826	19 320	4 074	707
805	Nursing and personal care facilities -----	68	299 564	145 792	34 117	7 575
8051	Skilled nursing care facilities -----	58	278 697	137 092	31 894	6 985
8052	Intermediate care facilities -----	3	(D)	(D)	(D)	CC
8059	Nursing and personal care facilities, n.e.c. -----	7	(D)	(D)	(D)	EE
806	Hospitals -----	1	(D)	(D)	(D)	FF
8062	General medical and surgical hospitals -----	—	—	—	—	—
8063, 9	Specialty hospitals -----	1	(D)	(D)	(D)	FF
8063	Psychiatric hospitals -----	1	(D)	(D)	(D)	FF
8069	Specialty hospitals, except psychiatric -----	—	—	—	—	—
807, 8, 9	Other health services -----	320	(D)	(D)	(D)	II
807	Medical and dental laboratories -----	160	182 739	57 105	13 169	1 807
8071	Medical laboratories -----	86	158 332	45 350	10 503	1 411
8072	Dental laboratories -----	74	24 407	11 755	2 666	396
808	Home health care services -----	68	102 152	55 818	13 329	2 933
809	Miscellaneous health and allied services, n.e.c. -----	92	(D)	(D)	(D)	FF
8092	Kidney dialysis centers -----	5	(D)	(D)	(D)	CC
8093	Specialty outpatient facilities, n.e.c. -----	46	35 604	12 358	2 887	462
8099	Health and allied services, n.e.c. -----	41	(D)	(D)	(D)	EE
<b>81</b>	<b>Legal services -----</b>	<b>1 670</b>	<b>1 506 757</b>	<b>650 423</b>	<b>140 031</b>	<b>14 073</b>
<b>823, 4, 9</b>	<b>Selected educational services -----</b>	<b>168</b>	<b>106 493</b>	<b>40 193</b>	<b>9 527</b>	<b>1 690</b>
823	Libraries -----	2	(D)	(D)	(D)	BB
824	Vocational schools -----	64	72 681	30 152	7 524	1 077
8243	Data processing schools -----	23	18 922	10 134	2 426	330
8244	Business and secretarial schools -----	18	19 941	7 825	1 929	364
8249	Vocational schools, n.e.c. -----	23	33 818	12 193	3 169	383
829	Schools and educational services, n.e.c. -----	102	(D)	(D)	(D)	FF

**SERVICE INDUSTRIES—GEOGRAPHIC AREA SERIES**

**NEW JERSEY NJ—145**

**Table 7a. Summary Statistics for Firms Subject to Federal Income Tax for Metropolitan Areas: 1992—Con.**

[Includes only establishments with payroll. For meaning of abbreviations and symbols, see introductory text. For explanation of terms and comparability of 1987 and 1992 censuses, see appendix A. For definitions of CMSA's, MSA's, and PMSA's, see appendix D]

SIC code	Geographic area and kind of business or operation	Establishments (number)	Receipts (\$1,000)	Annual payroll (\$1,000)	First-quarter payroll (\$1,000)	Paid employees for pay period including March 12 (number)
	<b>NEW YORK—NORTHERN NEW JERSEY—LONG ISLAND, NY—NJ—CT—PA CMSA—Con.</b>					
	<b>Newark, NJ PMSA—Con.</b>					
<b>83</b>	<b>Social services .....</b>	<b>308</b>	<b>81 049</b>	<b>35 265</b>	<b>7 661</b>	<b>2 799</b>
835	Child day care services .....	212	40 979	21 205	5 144	2 038
832, 3, 6, 9	Other social services .....	96	40 070	14 060	2 517	761
832	Individual and family social services .....	33	7 634	3 269	723	215
833	Job training and vocational rehabilitation services .....	14	9 290	2 908	674	216
836	Residential care .....	38	18 182	7 184	964	299
839	Social services, n.e.c. ....	11	4 964	699	156	31
<b>87 ex. 8733</b>	<b>Engineering, accounting, research, management, and related services (except noncommercial research organizations) .....</b>	<b>2 332</b>	<b>2 544 654</b>	<b>951 036</b>	<b>215 449</b>	<b>21 938</b>
871	Engineering, architectural, and surveying services .....	655	707 747	291 454	71 912	6 067
8711	Engineering services .....	437	624 560	257 311	64 786	5 178
8712	Architectural services .....	148	68 082	26 740	5 568	654
8713	Surveying services .....	70	15 105	7 403	1 558	235
872	Accounting, auditing, and bookkeeping services .....	698	546 080	215 830	49 300	6 497
873 ex. 8733	Research, development, and testing services (except noncommercial research organizations) .....	154	396 561	162 542	39 695	3 417
8731	Commercial physical and biological research .....	50	222 309	107 631	27 586	1 763
8731 pt.	Commercial physical research .....	25	198 268	96 428	24 871	1 480
8731 pt.	Commercial medical and biological research .....	25	24 041	11 203	2 715	283
8732	Commercial economic, sociological, and educational research .....	53	122 150	29 716	6 813	912
8734	Testing laboratories .....	51	52 102	25 195	5 296	742
874	Management and public relations services .....	825	894 266	281 210	54 542	5 957
8741	Management services .....	166	346 453	67 299	14 177	1 463
8742	Management consulting services .....	482	483 036	188 577	35 435	3 841
8743	Public relations services .....	55	(D)	(D)	(D)	CC
8744	Facilities support management services .....	2	(D)	(D)	(D)	AA
8748	Business consulting services, n.e.c. ....	120	40 174	15 253	3 199	417
<b>89</b>	<b>Services, n.e.c. ....</b>	<b>183</b>	<b>127 683</b>	<b>58 969</b>	<b>12 787</b>	<b>1 311</b>
8999 pt.	Scientific and related consulting services, except environmental .....	50	44 047	24 593	5 265	477
8999 pt.	Other services .....	133	83 636	34 376	7 522	834
8999 pt.	Environmental consulting .....	59	65 269	27 382	6 277	639
8999 pt.	Authors, composers, and other arts-related services .....	19	5 459	2 810	330	40
8999 pt.	Other services, n.e.c. ....	55	12 908	4 184	915	155
	<b>Newburgh, NY—PA PMSA</b>					
	<b>Total .....</b>	<b>2 174</b>	<b>895 214</b>	<b>323 522</b>	<b>71 768</b>	<b>15 111</b>
	(See appropriate State for SIC detail.)					
	<b>Stamford—Norwalk, CT PMSA</b>					
	<b>Total .....</b>	<b>4 845</b>	<b>4 823 786</b>	<b>1 629 680</b>	<b>364 134</b>	<b>43 545</b>
	(See appropriate State for SIC detail.)					
	<b>Trenton, NJ PMSA</b>					
	<b>Total .....</b>	<b>2 846</b>	<b>2 238 213</b>	<b>916 494</b>	<b>208 508</b>	<b>33 408</b>
<b>70 ex. 704</b>	<b>Hotels, rooming houses, camps, and other lodging places (except membership lodging) .....</b>	<b>28</b>	<b>74 935</b>	<b>23 459</b>	<b>5 593</b>	<b>1 528</b>
7011	Hotels and motels .....	25	73 930	23 204	5 550	1 493
7011 pt.	Hotels .....	12	66 758	21 587	5 211	1 363
7011 pt.	Hotels, 25 guestrooms or more .....	12	66 758	21 587	5 211	1 363
7011 pt.	Hotels, less than 25 guestrooms .....	—	—	—	—	—
7011 pt.	Motels, motor hotels, and tourist courts .....	13	7 172	1 617	339	130
7011 pt.	Motels, tourist courts .....	12	(D)	(D)	(D)	CC
7011 pt.	Motor hotels .....	1	(D)	(D)	(D)	AA
702, 3	Other lodging places .....	3	1 005	255	43	35
702	Rooming and boarding houses .....	1	(D)	(D)	(D)	AA
703	Camps and recreational vehicle parks .....	2	(D)	(D)	(D)	BB

**NJ—146 NEW JERSEY**

**SERVICE INDUSTRIES—GEOGRAPHIC AREA SERIES**

**Table 7a. Summary Statistics for Firms Subject to Federal Income Tax for Metropolitan Areas: 1992—Con.**

[Includes only establishments with payroll. For meaning of abbreviations and symbols, see introductory text. For explanation of terms and comparability of 1987 and 1992 censuses, see appendix A. For definitions of CMSA's, MSA's, and PMSA's, see appendix D]

SIC code	Geographic area and kind of business or operation	Establishments (number)	Receipts (\$1,000)	Annual payroll (\$1,000)	First-quarter payroll (\$1,000)	Paid employees for pay period including March 12 (number)
<b>NEW YORK-NORTHERN NEW JERSEY-LONG ISLAND, NY-NJ-CT-PA CMSA—Con.</b>						
<b>Trenton, NJ PMSA —Con.</b>						
<b>72</b>	<b>Personal services -----</b>	<b>321</b>	<b>63 178</b>	<b>21 092</b>	<b>4 958</b>	<b>1 718</b>
721	Laundry, cleaning, and garment services -----	90	21 003	6 882	1 530	523
7211	Power laundries, family and commercial* -----	5	(D)	(D)	(D)	BB
7213	Linen supply* -----	4	(D)	(D)	(D)	BB
7215	Coin-operated laundries and drycleaning -----	21	2 611	508	122	55
7216	Drycleaning plants, except rug cleaning* -----	41	10 115	3 552	747	256
7217	Carpet and upholstery cleaning -----	13	1 686	489	101	29
7218	Industrial launderers* -----	—	—	—	—	—
7212, 9	Other laundry, cleaning, and garment services* -----	6	(D)	(D)	(D)	BB
7212	Garment pressing, and agents for laundries and drycleaners -----	3	1 007	341	78	34
7219	Laundry and garment services, n.e.c.* -----	3	(D)	(D)	(D)	AA
722	Photographic studios, portrait -----	7	1 396	288	61	43
723, 4	Beauty and barber shops -----	152	18 158	7 668	1 819	638
723	Beauty shops -----	146	17 714	7 481	1 780	629
724	Barber shops -----	6	444	187	39	9
725	Shoe repair shops and shoeshine parlors -----	4	(D)	(D)	(D)	AA
726	Funeral service and crematories -----	30	11 206	3 231	675	107
729	Miscellaneous personal services -----	38	(D)	(D)	(D)	EE
7291	Tax return preparation services -----	6	1 788	843	363	238
7299	Miscellaneous personal services, n.e.c. -----	32	(D)	(D)	(D)	CC
<b>73</b>	<b>Business services -----</b>	<b>539</b>	<b>491 092</b>	<b>210 570</b>	<b>47 948</b>	<b>9 576</b>
731	Advertising -----	27	21 559	5 876	1 247	166
7311	Advertising agencies -----	20	13 912	4 250	871	132
7312	Outdoor advertising services -----	3	(D)	(D)	(D)	BB
7313	Radio, television, publishers' advertising representatives -----	2	(D)	(D)	(D)	AA
7319	Advertising, n.e.c. -----	2	(D)	(D)	(D)	AA
732	Consumer credit reporting agencies, mercantile reporting agencies, and adjustment and collection agencies -----	10	5 142	2 161	534	109
7322	Adjustment and collection services -----	7	4 473	1 829	453	89
7323	Credit reporting services -----	3	669	332	81	20
733	Mailing, reproduction, commercial art and photography, and stenographic services -----	65	51 847	19 576	4 569	778
7331	Direct mail advertising services -----	11	26 345	10 219	2 457	418
7334	Photocopying and duplicating services -----	11	7 387	2 430	533	132
7335, 6	Commercial photography, art, and graphics -----	29	13 506	4 299	937	136
7335	Commercial photography -----	5	1 310	427	87	20
7336	Commercial art and graphic design -----	24	12 196	3 872	850	116
7338	Secretarial and court reporting services -----	14	4 609	2 628	642	92
734	Services to dwellings and other buildings -----	89	27 683	14 044	3 330	1 403
7342	Disinfecting and pest control services -----	12	6 458	2 889	646	106
7349	Building cleaning and maintenance services, n.e.c. -----	77	21 225	11 155	2 684	1 297
735	Miscellaneous equipment rental and leasing -----	15	6 256	1 373	295	49
7352	Medical equipment rental and leasing -----	2	(D)	(D)	(D)	AA
7353	Heavy construction equipment rental and leasing -----	—	—	—	—	—
7359	Equipment rental and leasing, n.e.c. -----	13	(D)	(D)	(D)	BB
736	Personnel supply services -----	61	54 258	37 367	8 692	3 545
7361	Employment agencies -----	28	10 394	5 032	949	399
7363	Help supply services -----	33	43 864	32 335	7 743	3 146
7363 pt.	Temporary help supply -----	32	(D)	(D)	(D)	HH
7363 pt.	Help supply, except temporary -----	1	(D)	(D)	(D)	BB
737	Computer programming, data processing, and other computer related services -----	184	240 197	92 941	22 506	2 041
7371, 2, 3	Computer programming, prepackaged software, and integrated systems -----	112	130 353	64 765	15 605	1 306
7371	Computer programming services -----	79	39 754	20 481	5 108	372
7372	Prepackaged software -----	22	83 432	41 716	9 912	866
7373	Computer integrated systems -----	11	7 167	2 568	585	68
7374, 5, 6	Data processing services -----	26	(D)	(D)	(D)	EE
7374, 5	Computer processing, information retrieval -----	25	47 509	14 425	3 472	396
7376	Computer facilities management services -----	1	(D)	(D)	(D)	AA
7377, 8, 9	Computer rental and leasing, maintenance, and related services, n.e.c. -----	46	(D)	(D)	(D)	EE
7377	Computer rental and leasing -----	—	—	—	—	—
7378	Computer maintenance and repair -----	9	(D)	(D)	(D)	CC
7379	Computer related services, n.e.c. -----	37	(D)	(D)	(D)	CC
738	Miscellaneous business services -----	88	84 150	37 232	6 775	1 485
7381, 2	Detective agencies and protective services -----	15	29 849	15 632	3 926	962
7381	Detective, guard, and armored car services -----	13	(D)	(D)	(D)	FF
7382	Security systems services -----	2	(D)	(D)	(D)	CC
7383	News syndicates -----	1	(D)	(D)	(D)	AA
7384	Photofinishing laboratories* -----	12	2 857	922	186	45
7389	Business services, n.e.c. -----	60	(D)	(D)	(D)	EE
7389 pt.	Sign painting shops -----	1	(D)	(D)	(D)	AA
7389 pt.	Interior designing -----	7	2 997	592	187	17
7389 pt.	Telephone answering services -----	5	1 171	407	92	36
7389 pt.	Other business services -----	47	(D)	(D)	(D)	EE

**Table 7a. Summary Statistics for Firms Subject to Federal Income Tax for Metropolitan Areas: 1992—Con.**

[Includes only establishments with payroll. For meaning of abbreviations and symbols, see introductory text. For explanation of terms and comparability of 1987 and 1992 censuses, see appendix A. For definitions of CMSA's, MSA's, and PMSA's, see appendix D]

SIC code	Geographic area and kind of business or operation	Establishments (number)	Receipts (\$1,000)	Annual payroll (\$1,000)	First-quarter payroll (\$1,000)	Paid employees for pay period including March 12 (number)
<b>NEW YORK—NORTHERN NEW JERSEY—LONG ISLAND, NY—NJ—CT—PA CMSA—Con.</b>						
<b>Trenton, NJ PMSA—Con.</b>						
<b>75</b>	<b>Automotive repair, services, and parking</b> .....	<b>191</b>	<b>77 818</b>	<b>21 278</b>	<b>5 066</b>	<b>982</b>
751	Automotive rental and leasing, without drivers .....	15	9 292	1 830	413	84
7513	Truck rental and leasing, without drivers .....	8	5 926	1 003	228	45
7514, 5	Passenger car rental and leasing .....	6	(D)	(D)	(D)	BB
7514	Passenger car rental .....	5	(D)	(D)	(D)	BB
7515	Passenger car leasing .....	1	(D)	(D)	(D)	AA
7519	Utility trailer and recreational vehicle rental .....	1	(D)	(D)	(D)	AA
752	Automobile parking .....	5	(D)	(D)	(D)	BB
753	Automotive repair shops .....	148	58 397	16 455	3 902	697
7532	Top, body, and upholstery repair shops and paint shops .....	38	19 730	6 039	1 540	246
7532 pt.	Top and body repair shops .....	37	(D)	(D)	(D)	CC
7532 pt.	Paint shops .....	1	(D)	(D)	(D)	BB
7538	General automotive repair shops .....	72	22 042	5 828	1 302	260
7538 pt.	General automotive repair shops, except diesel .....	67	20 805	5 391	1 185	238
7538 pt.	Diesel repair shops .....	5	1 237	437	117	22
7533, 4, 6, 7, 9	Other automotive repair shops .....	38	16 625	4 588	1 060	191
7533	Automotive exhaust system repair shops .....	12	4 113	1 092	260	42
7534	Tire retreading and repair shops .....	2	(D)	(D)	(D)	AA
7536	Automotive glass replacement shops .....	4	2 330	762	184	29
7537	Automotive transmission repair shops .....	12	3 084	843	199	44
7539	Automotive repair shops, n.e.c. .....	8	(D)	(D)	(D)	BB
7539 pt.	Radiator repair .....	2	(D)	(D)	(D)	BB
7539 pt.	Brake, front end, and wheel alignment .....	2	(D)	(D)	(D)	BB
7539 pt.	Automotive electrical and fuel system services .....	3	1 161	245	55	11
7539 pt.	Other automotive repair shops, n.e.c. .....	1	(D)	(D)	(D)	AA
754	Automotive services, except repair .....	23	(D)	(D)	(D)	CC
7542	Carwashes .....	15	(D)	(D)	(D)	CC
7549	Automotive services, except repair and carwashes .....	8	(D)	(D)	(D)	BB
<b>76</b>	<b>Miscellaneous repair services</b> .....	<b>76</b>	<b>36 407</b>	<b>9 797</b>	<b>2 231</b>	<b>355</b>
762	Electrical repair shops .....	21	6 860	1 904	457	85
7622	Radio and television repair shops .....	5	1 743	638	150	27
7623, 9	Other electrical and electronic repair shops .....	16	5 117	1 266	307	58
7623	Refrigeration and air-conditioning service and repair shops .....	6	(D)	(D)	(D)	BB
7629	Electrical and electronic repair shops, n.e.c. .....	10	(D)	(D)	(D)	BB
763	Watch, clock, and jewelry repair .....	—	—	—	—	—
764	Reupholstery and furniture repair .....	9	1 333	581	148	31
769	Miscellaneous repair and related services .....	46	28 214	7 312	1 626	239
7692	Welding repair .....	2	(D)	(D)	(D)	AA
7694	Armature rewinding shops .....	3	5 165	2 155	465	54
7699	Repair shops and related services, n.e.c. .....	41	(D)	(D)	(D)	CC
<b>78, 79, 84</b>	<b>Amusement and recreation services, including motion pictures and museums</b> .....	<b>132</b>	<b>72 283</b>	<b>13 358</b>	<b>3 231</b>	<b>1 039</b>
781, 2	Motion picture production, distribution, and services .....	18	(D)	(D)	(D)	CC
783	Motion picture theaters .....	4	9 196	1 113	251	147
7832	Motion picture theaters, except drive-in .....	4	9 196	1 113	251	147
7833	Drive-in motion picture theaters .....	—	—	—	—	—
784	Video tape rental .....	32	(D)	(D)	(D)	CC
792	Theatrical producers (except motion picture), bands, orchestras, and entertainers .....	12	(D)	(D)	(D)	BB
7922	Theatrical producers (except motion picture) and miscellaneous theatrical services .....	5	(D)	(D)	(D)	AA
7929	Bands, orchestras, actors, and other entertainers and entertainment groups .....	7	(D)	(D)	(D)	BB
793	Bowling centers .....	6	(D)	(D)	(D)	CC
79 ex. 792, 3, 84	Commercial sports and other amusement and recreation services, including museums .....	60	37 645	5 870	1 356	492
794	Commercial sports .....	3	(D)	(D)	(D)	AA
7941	Professional sports clubs, managers, promoters .....	—	—	—	—	—
7948	Racing, including track operation .....	3	(D)	(D)	(D)	AA
79 ex. 792, 3, 4, 84	Other amusement and recreation services, including museums .....	57	(D)	(D)	(D)	EE
791	Dance studios, schools, and halls .....	6	1 262	399	96	34
7991	Physical fitness facilities .....	16	5 503	1 276	332	155
7992	Public golf courses .....	2	(D)	(D)	(D)	BB
7993	Coin-operated amusement devices .....	6	(D)	(D)	(D)	BB
7996	Amusement parks .....	—	—	—	—	—
7997	Membership sports and recreation clubs .....	9	2 619	629	122	47
7999, 84	Amusement and recreation services, including museums, n.e.c. .....	18	(D)	(D)	(D)	CC
7999 pt.	Concession operators of amusement devices and rides .....	1	(D)	(D)	(D)	AA
7999 pt.	Carnivals, circuses, and fairs .....	—	—	—	—	—
7999 pt., 84	Other recreation and amusements, including museums .....	17	(D)	(D)	(D)	CC

**Table 7a. Summary Statistics for Firms Subject to Federal Income Tax for Metropolitan Areas: 1992—Con.**

[Includes only establishments with payroll. For meaning of abbreviations and symbols, see introductory text. For explanation of terms and comparability of 1987 and 1992 censuses, see appendix A. For definitions of CMSA's, MSA's, and PMSA's, see appendix D]

SIC code	Geographic area and kind of business or operation	Establishments (number)	Receipts (\$1,000)	Annual payroll (\$1,000)	First-quarter payroll (\$1,000)	Paid employees for pay period including March 12 (number)
<b>NEW YORK—NORTHERN NEW JERSEY—LONG ISLAND, NY—NJ—CT—PA CMSA—Con.</b>						
<b>Trenton, NJ PMSA—Con.</b>						
<b>80</b>	<b>Health services</b> .....	<b>718</b>	<b>450 494</b>	<b>201 244</b>	<b>42 855</b>	<b>5 256</b>
801	Offices and clinics of doctors of medicine .....	385	283 235	134 746	27 971	2 391
8011 pt.	Offices of doctors of medicine .....	371	250 039	124 189	25 043	2 182
8011 pt.	General medical clinics .....	14	33 196	10 557	2 928	209
802	Offices and clinics of dentists .....	150	64 320	26 271	5 870	911
803	Offices and clinics of doctors of osteopathy .....	4	(D)	(D)	(D)	AA
804	Offices and clinics of other health practitioners .....	125	40 182	13 833	2 886	546
8041	Offices and clinics of chiropractors .....	43	14 622	5 330	1 001	198
8042	Offices and clinics of optometrists .....	26	9 355	2 417	593	117
8043	Offices and clinics of podiatrists .....	14	3 364	1 009	218	58
8049	Offices and clinics of health practitioners, n.e.c. ....	42	12 841	5 077	1 074	173
805	Nursing and personal care facilities .....	10	26 784	12 045	3 099	831
8051	Skilled nursing care facilities .....	8	(D)	(D)	(D)	FF
8052	Intermediate care facilities .....	1	(D)	(D)	(D)	BB
8059	Nursing and personal care facilities, n.e.c. ....	1	(D)	(D)	(D)	AA
806	Hospitals .....	—	—	—	—	—
8062	General medical and surgical hospitals .....	—	—	—	—	—
8063, 9	Specialty hospitals .....	—	—	—	—	—
807, 8, 9	Other health services .....	44	(D)	(D)	(D)	FF
807	Medical and dental laboratories .....	17	(D)	(D)	(D)	CC
8071	Medical laboratories .....	8	(D)	(D)	(D)	BB
8072	Dental laboratories .....	9	(D)	(D)	(D)	BB
808	Home health care services .....	10	15 751	5 593	1 235	342
809	Miscellaneous health and allied services, n.e.c. ....	17	(D)	(D)	(D)	CC
8092	Kidney dialysis centers .....	1	(D)	(D)	(D)	BB
8093	Specialty outpatient facilities, n.e.c. ....	8	3 354	1 933	418	59
8099	Health and allied services, n.e.c. ....	8	(D)	(D)	(D)	BB
<b>81</b>	<b>Legal services</b> .....	<b>214</b>	<b>163 785</b>	<b>67 003</b>	<b>14 277</b>	<b>1 580</b>
<b>823, 4, 9</b>	<b>Selected educational services</b> .....	<b>30</b>	<b>104 036</b>	<b>34 625</b>	<b>8 115</b>	<b>4 133</b>
823	Libraries .....	—	—	—	—	—
824	Vocational schools .....	9	1 517	703	269	43
829	Schools and educational services, n.e.c. ....	21	102 519	33 922	7 846	4 090
<b>83</b>	<b>Social services</b> .....	<b>54</b>	<b>14 589</b>	<b>7 058</b>	<b>1 640</b>	<b>562</b>
835	Child day care services .....	32	9 198	5 180	1 258	445
832, 3, 6, 9	Other social services .....	22	5 391	1 878	382	117
<b>87 ex. 8733</b>	<b>Engineering, accounting, research, management, and related services (except noncommercial research organizations)</b> .....	<b>511</b>	<b>643 842</b>	<b>291 694</b>	<b>68 771</b>	<b>6 345</b>
871	Engineering, architectural, and surveying services .....	136	183 618	81 744	18 876	1 705
8711	Engineering services .....	77	122 365	59 363	13 771	1 154
8712	Architectural services .....	51	58 187	20 863	4 721	497
8713	Surveying services .....	8	3 066	1 518	384	54
872	Accounting, auditing, and bookkeeping services .....	101	63 897	24 309	5 753	764
873 ex. 8733	Research, development, and testing services (except noncommercial research organizations) .....	66	243 937	111 021	28 172	2 282
8731	Commercial physical and biological research .....	21	161 803	77 516	19 984	1 413
8732	Commercial economic, sociological, and educational research .....	38	74 877	29 652	7 312	731
8734	Testing laboratories .....	7	7 257	3 853	876	138
874	Management and public relations services .....	208	152 390	74 620	15 970	1 594
8741	Management services .....	31	23 187	9 057	2 150	317
8742	Management consulting services .....	115	86 049	43 256	9 258	728
8743	Public relations services .....	23	17 715	6 934	1 525	109
8744	Facilities support management services .....	1	(D)	(D)	(D)	EE
8748	Business consulting services, n.e.c. ....	38	(D)	(D)	(D)	CC
<b>89</b>	<b>Services, n.e.c.</b> .....	<b>32</b>	<b>45 754</b>	<b>15 316</b>	<b>3 823</b>	<b>334</b>
<b>Waterbury, CT PMSA</b>						
<b>Total</b> .....		<b>1 532</b>	<b>770 457</b>	<b>318 153</b>	<b>68 545</b>	<b>13 645</b>

(See appropriate State for SIC detail.)



**Table 7a. Summary Statistics for Firms Subject to Federal Income Tax for Metropolitan Areas: 1992—Con.**

[Includes only establishments with payroll. For meaning of abbreviations and symbols, see introductory text. For explanation of terms and comparability of 1987 and 1992 censuses, see appendix A. For definitions of CMSA's, MSA's, and PMSA's, see appendix D]

SIC code	Geographic area and kind of business or operation	Establishments (number)	Receipts (\$1,000)	Annual payroll (\$1,000)	First-quarter payroll (\$1,000)	Paid employees for pay period including March 12 (number)
<b>PHILADELPHIA—WILMINGTON—ATLANTIC CITY, PA—NJ—DE—MD CMSA</b>						
	<b>Total</b> .....	<b>44 709</b>	<b>36 031 805</b>	<b>13 425 751</b>	<b>3 069 560</b>	<b>523 540</b>
<b>70 ex. 704</b>	<b>Hotels, rooming houses, camps, and other lodging places (except membership lodging)</b> .....	<b>973</b>	<b>(D)</b>	<b>(D)</b>	<b>(D)</b>	<b>LL</b>
7011	Hotels and motels .....	833	4 693 937	1 304 919	312 885	62 437
7011 pt.	Hotels .....	356	4 487 827	1 254 876	303 243	58 518
7011 pt.	Hotels, 25 guestrooms or more .....	286	(D)	(D)	(D)	LL
7011 pt.	Hotels, less than 25 guestrooms .....	70	(D)	(D)	(D)	EE
7011 pt.	Motels, motor hotels, and tourist courts .....	477	206 110	50 043	9 642	3 919
7011 pt.	Motels, tourist courts .....	401	(D)	(D)	(D)	GG
7011 pt.	Motor hotels .....	76	(D)	(D)	(D)	GG
702, 3	Other lodging places .....	140	(D)	(D)	(D)	FF
702	Rooming and boarding houses .....	45	(D)	(D)	(D)	EE
703	Camps and recreational vehicle parks .....	95	(D)	(D)	(D)	FF
7032	Sporting and recreational camps .....	24	13 231	3 204	292	239
7033	Recreational vehicle parks and campsites .....	71	(D)	(D)	(D)	EE
<b>72</b>	<b>Personal services</b> .....	<b>4 956</b>	<b>1 085 658</b>	<b>359 992</b>	<b>86 416</b>	<b>29 427</b>
721	Laundry, cleaning, and garment services .....	1 199	387 072	123 728	30 173	8 597
7211	Power laundries, family and commercial* .....	25	25 647	10 505	2 432	720
7213	Linen supply* .....	39	44 781	17 193	4 225	919
7215	Coin-operated laundries and drycleaning .....	259	57 246	11 403	2 742	1 028
7215 pt.	Coin-operated laundries and drycleaning stores .....	248	31 500	6 629	1 675	849
7215 pt.	Coin-operated laundry routes .....	11	25 746	4 774	1 067	179
7216	Drycleaning plants, except rug cleaning* .....	573	114 059	38 267	9 151	3 239
7217	Carpet and upholstery cleaning .....	143	31 723	9 964	2 238	760
7218	Industrial laundries* .....	31	(D)	(D)	(D)	GG
7212, 9	Other laundry, cleaning, and garment services* .....	129	(D)	(D)	(D)	EE
7212	Garment pressing, and agents for laundries and drycleaners .....	62	7 379	1 628	480	156
7219	Laundry and garment services, n.e.c.* .....	67	(D)	(D)	(D)	EE
722	Photographic studios, portrait .....	260	80 299	21 971	4 630	1 364
723, 4	Beauty and barber shops .....	2 615	311 401	132 365	31 233	12 457
723	Beauty shops .....	2 405	296 335	126 450	29 791	11 954
724	Barber shops .....	210	15 066	5 915	1 442	503
725	Shoe repair shops and shoeshine parlors .....	61	4 589	956	267	105
726	Funeral service and crematories .....	350	164 509	38 859	8 877	1 414
729	Miscellaneous personal services .....	471	137 788	42 113	11 236	5 490
7291	Tax return preparation services .....	92	19 957	9 915	3 948	2 697
7299	Miscellaneous personal services, n.e.c. ....	379	117 831	32 198	7 288	2 793
7299 pt.	Massage parlors, tanning salons, and saunas .....	76	(D)	(D)	(D)	EE
7299 pt.	Other personal services .....	303	(D)	(D)	(D)	HH
7299 pt.	Diet and weight reducing services .....	82	(D)	(D)	(D)	GG
7299 pt.	Formal wear rental .....	62	(D)	(D)	(D)	EE
7299 pt.	Other personal services, n.e.c. ....	159	(D)	(D)	(D)	FF
<b>73</b>	<b>Business services</b> .....	<b>7 869</b>	<b>7 748 078</b>	<b>3 119 336</b>	<b>743 761</b>	<b>150 612</b>
731	Advertising .....	537	506 984	184 447	43 306	5 374
7311	Advertising agencies .....	401	(D)	(D)	(D)	HH
7312	Outdoor advertising services .....	28	(D)	(D)	(D)	EE
7313	Radio, television, publishers' advertising representatives .....	58	(D)	(D)	(D)	FF
7313 pt.	Radio, television advertising representatives .....	22	38 655	13 443	3 152	361
7313 pt.	Publishers' advertising representatives .....	36	(D)	(D)	(D)	FF
7319	Advertising, n.e.c. ....	50	(D)	(D)	(D)	GG
732	Consumer credit reporting agencies, mercantile reporting agencies, and adjustment and collection agencies .....	189	245 177	82 483	19 358	3 725
7322	Adjustment and collection services .....	148	(D)	(D)	(D)	HH
7323	Credit reporting services .....	41	(D)	(D)	(D)	GG
733	Mailing, reproduction, commercial art and photography, and stenographic services .....	762	615 356	174 805	39 173	6 991
7331	Direct mail advertising services .....	136	(D)	(D)	(D)	HH
7331 pt.	Mailing list compilers, brokers, and managers .....	30	(D)	(D)	(D)	EE
7331 pt.	Direct mail advertising services, except mailing list services .....	106	279 889	74 459	17 196	3 133
7334	Photocopying and duplicating services .....	110	(D)	(D)	(D)	GG
7334 pt.	Blueprinting and photocopying services .....	103	94 520	28 807	6 653	1 321
7334 pt.	Duplicating services, except printing and photocopying .....	7	(D)	(D)	(D)	BB
7335, 6	Commercial photography, art, and graphics .....	386	146 627	41 718	9 024	1 372
7335	Commercial photography .....	91	27 413	7 543	1 667	330
7336	Commercial art and graphic design .....	295	119 214	34 175	7 357	1 042
7336 pt.	Commercial art .....	56	(D)	(D)	(D)	CC
7336 pt.	Graphic arts and related design .....	239	(D)	(D)	(D)	FF
7338	Secretarial and court reporting services .....	130	(D)	(D)	(D)	FF
734	Services to dwellings and other buildings .....	1 539	681 839	354 474	84 893	31 396
7342	Disinfecting and pest control services .....	246	87 715	34 427	7 641	1 635
7349	Building cleaning and maintenance services, n.e.c. ....	1 293	594 124	320 047	77 252	29 761
735	Miscellaneous equipment rental and leasing .....	516	563 643	164 727	38 429	5 604
7352	Medical equipment rental and leasing .....	69	198 969	69 882	16 315	2 002
7353	Heavy construction equipment rental and leasing .....	86	(D)	(D)	(D)	FF
7353 pt.	Rental and leasing of heavy construction equipment without operators .....	52	(D)	(D)	(D)	FF
7353 pt.	Rental and leasing of heavy construction equipment with operators .....	34	(D)	(D)	(D)	EE
7359	Equipment rental and leasing, n.e.c. ....	361	(D)	(D)	(D)	HH
7359 pt.	Equipment rental .....	297	195 231	53 709	12 213	2 106
7359 pt.	Rent-to-own .....	62	36 573	6 434	1 432	328
7359 pt.	Equipment rental, except rent-to-own .....	235	158 658	47 275	10 781	1 778
7359 pt.	Equipment leasing, except finance leasing .....	64	(D)	(D)	(D)	FF

**Table 7a. Summary Statistics for Firms Subject to Federal Income Tax for Metropolitan Areas: 1992—Con.**

[Includes only establishments with payroll. For meaning of abbreviations and symbols, see introductory text. For explanation of terms and comparability of 1987 and 1992 censuses, see appendix A. For definitions of CMSA's, MSA's, and PMSA's, see appendix D]

SIC code	Geographic area and kind of business or operation	Establishments (number)	Receipts (\$1,000)	Annual payroll (\$1,000)	First-quarter payroll (\$1,000)	Paid employees for pay period including March 12 (number)
<b>PHILADELPHIA—WILMINGTON—ATLANTIC CITY, PA—NJ—DE—MD CMSA—Con.</b>						
<b>73</b>	<b>Business services—Con.</b>					
736	Personnel supply services .....	829	915 714	606 220	146 975	35 070
7361	Employment agencies .....	359	130 571	64 277	14 181	2 992
7363	Help supply services .....	470	785 143	541 943	132 794	32 078
7363 pt.	Temporary help supply .....	399	(D)	(D)	(D)	KK
7363 pt.	Help supply, except temporary .....	71	(D)	(D)	(D)	HH
7363 pt.	Employee leasing .....	36	(D)	(D)	(D)	GG
7363 pt.	Other help supply services .....	35	84 319	62 131	23 870	1 225
737	Computer programming, data processing, and other computer related services .....	1 709	2 796 178	996 823	240 745	25 696
7371, 2, 3	Computer programming, prepackaged software, and integrated systems .....	990	1 227 162	479 288	114 181	10 629
7371	Computer programming services .....	669	(D)	(D)	(D)	II
7372	Prepackaged software .....	177	(D)	(D)	(D)	GG
7373	Computer integrated systems .....	144	(D)	(D)	(D)	GG
7374, 5, 6	Data processing services .....	273	(D)	(D)	(D)	II
7374, 5	Computer processing, information retrieval .....	253	(D)	(D)	(D)	II
7374	Computer processing and data preparation and processing services .....	218	(D)	(D)	(D)	II
7375	Information retrieval services .....	35	(D)	(D)	(D)	FF
7376	Computer facilities management services .....	20	(D)	(D)	(D)	GG
7377, 8, 9	Computer rental and leasing, maintenance, and related services, n.e.c. ....	446	(D)	(D)	(D)	II
7377	Computer rental and leasing .....	28	(D)	(D)	(D)	CC
7378	Computer maintenance and repair .....	128	(D)	(D)	(D)	HH
7379	Computer related services, n.e.c. ....	290	(D)	(D)	(D)	GG
7379 pt.	Computer consultants .....	234	(D)	(D)	(D)	GG
7379 pt.	Miscellaneous computer services, n.e.c. ....	56	(D)	(D)	(D)	GG
738	Miscellaneous business services .....	1 788	1 423 187	555 357	130 882	36 756
7381, 2	Detective agencies and protective services .....	336	(D)	(D)	(D)	JJ
7381	Detective, guard, and armored car services .....	249	238 424	156 820	38 240	12 585
7381 pt.	Detective agencies and guard services .....	243	(D)	(D)	(D)	JJ
7381 pt.	Armored car services .....	6	(D)	(D)	(D)	FF
7382	Security systems services .....	87	(D)	(D)	(D)	GG
7383	News syndicates .....	14	(D)	(D)	(D)	CC
7384	Photofinishing laboratories* .....	191	(D)	(D)	(D)	GG
7384 pt.	Photofinishing laboratories, except "one-hour" (mini) labs* .....	112	(D)	(D)	(D)	GG
7384 pt.	One-hour (mini) photofinishing* .....	79	(D)	(D)	(D)	EE
7389	Business services, n.e.c. ....	1 247	(D)	(D)	(D)	JJ
7389 pt.	Sign painting shops .....	52	8 497	2 671	642	154
7389 pt.	Interior designing .....	151	57 548	15 471	3 569	576
7389 pt.	Telephone answering services .....	68	32 268	15 575	3 488	1 426
7389 pt.	Other business services .....	976	(D)	(D)	(D)	JJ
7389 pt.	Water softening and conditioning services .....	31	14 621	3 955	951	190
7389 pt.	Packaging and labeling services .....	57	(D)	(D)	(D)	GG
7389 pt.	Trading stamp services .....	3	(D)	(D)	(D)	AA
7389 pt.	Miscellaneous business services .....	885	(D)	(D)	(D)	JJ
7389 pt.	Convention and trade show services .....	62	(D)	(D)	(D)	GG
7389 pt.	Private mail centers .....	34	(D)	(D)	(D)	CC
7389 pt.	Miscellaneous business services, n.e.c. ....	789	(D)	(D)	(D)	JJ
<b>75</b>	<b>Automotive repair, services, and parking .....</b>	<b>4 002</b>	<b>2 024 957</b>	<b>420 687</b>	<b>104 364</b>	<b>21 820</b>
751	Automotive rental and leasing, without drivers .....	235	(D)	(D)	(D)	HH
7513	Truck rental and leasing, without drivers .....	106	280 899	43 640	10 448	1 569
7513 pt.	Truck rental, without drivers .....	64	(D)	(D)	(D)	GG
7513 pt.	Truck leasing, except finance leasing .....	42	(D)	(D)	(D)	EE
7514, 5	Passenger car rental and leasing .....	122	500 433	51 206	14 129	2 591
7514	Passenger car rental .....	98	(D)	(D)	(D)	GG
7515	Passenger car leasing .....	24	(D)	(D)	(D)	FF
7519	Utility trailer and recreational vehicle rental .....	7	(D)	(D)	(D)	BB
752	Automobile parking .....	235	(D)	(D)	(D)	GG
7521 pt.	Parking lots .....	184	(D)	(D)	(D)	GG
7521 pt.	Parking structures .....	51	(D)	(D)	(D)	GG
753	Automotive repair shops .....	3 088	987 847	265 472	65 439	12 413
7532	Top, body, and upholstery repair shops and paint shops .....	896	357 377	104 934	26 300	4 643
7532 pt.	Top and body repair shops .....	844	(D)	(D)	(D)	HH
7532 pt.	Paint shops .....	52	(D)	(D)	(D)	CC
7538	General automotive repair shops .....	1 641	441 713	110 013	26 951	5 438
7538 pt.	General automotive repair shops, except diesel .....	1 500	388 434	95 967	23 417	4 756
7538 pt.	Diesel repair shops .....	141	53 279	14 046	3 534	682
7533, 4, 6, 7, 9	Other automotive repair shops .....	551	188 757	50 525	12 188	2 332
7533	Automotive exhaust system repair shops .....	104	38 637	10 529	2 531	454
7534	Tire retreading and repair shops .....	35	(D)	(D)	(D)	EE
7536	Automotive glass replacement shops .....	91	(D)	(D)	(D)	EE
7537	Automotive transmission repair shops .....	150	38 403	11 492	2 681	527
7539	Automotive repair shops, n.e.c. ....	171	(D)	(D)	(D)	FF
7539 pt.	Radiator repair .....	37	(D)	(D)	(D)	CC
7539 pt.	Brake, front end, and wheel alignment .....	69	22 189	5 985	1 495	310
7539 pt.	Automotive electrical and fuel system services .....	50	14 720	4 163	1 054	221
7539 pt.	Carburetor repair shops .....	18	(D)	(D)	(D)	BB
7539 pt.	Automotive electrical repair shops .....	32	(D)	(D)	(D)	CC
7539 pt.	Other automotive repair shops, n.e.c. ....	15	(D)	(D)	(D)	BB
754	Automotive services, except repair .....	444	(D)	(D)	(D)	HH
7542	Carwashes .....	238	(D)	(D)	(D)	GG
7549	Automotive services, except repair and carwashes .....	206	(D)	(D)	(D)	GG
7549 pt.	Lubrication shops .....	83	(D)	(D)	(D)	FF
7549 pt.	Other automotive services .....	123	29 564	8 167	1 956	476
7549 pt.	Towing services .....	88	17 780	5 025	1 217	307
7549 pt.	Other automotive services, n.e.c. ....	35	11 784	3 142	739	169

**Table 7a. Summary Statistics for Firms Subject to Federal Income Tax for Metropolitan Areas: 1992—Con.**

[Includes only establishments with payroll. For meaning of abbreviations and symbols, see introductory text. For explanation of terms and comparability of 1987 and 1992 censuses, see appendix A. For definitions of CMSA's, MSA's, and PMSA's, see appendix D]

SIC code	Geographic area and kind of business or operation	Establishments (number)	Receipts (\$1,000)	Annual payroll (\$1,000)	First-quarter payroll (\$1,000)	Paid employees for pay period including March 12 (number)
<b>PHILADELPHIA-WILMINGTON-ATLANTIC CITY, PA-NJ-DE-MD CMSA—Con.</b>						
<b>76</b>	<b>Miscellaneous repair services -----</b>	<b>1 478</b>	<b>767 256</b>	<b>254 644</b>	<b>60 925</b>	<b>9 726</b>
762	Electrical repair shops -----	483	317 238	123 010	29 034	4 529
7622	Radio and television repair shops -----	149	58 728	21 336	5 202	926
7623, 9	Other electrical and electronic repair shops -----	334	258 510	101 674	23 832	3 603
7623	Refrigeration and air-conditioning service and repair shops -----	93	(D)	(D)	(D)	FF
7629	Electrical and electronic repair shops, n.e.c. -----	241	(D)	(D)	(D)	HH
763	Watch, clock, and jewelry repair -----	40	6 969	2 177	528	120
764	Reupholstery and furniture repair -----	135	20 014	5 316	1 196	327
769	Miscellaneous repair and related services -----	820	423 035	124 141	30 167	4 750
7692	Welding repair -----	80	22 977	5 831	1 316	270
7694	Armature rewinding shops -----	50	(D)	(D)	(D)	FF
7699	Repair shops and related services, n.e.c. -----	690	(D)	(D)	(D)	HH
7699 pt.	Farm machinery and equipment repair -----	11	(D)	(D)	(D)	BB
7699 pt.	Lawnmower and other small gasoline engine repair -----	36	(D)	(D)	(D)	CC
7699 pt.	Sewer and septic tank cleaning services -----	65	51 304	15 813	4 009	568
7699 pt.	Other repair and related services, n.e.c. -----	578	289 720	86 037	20 925	3 243
<b>78, 79, 84</b>	<b>Amusement and recreation services, including motion pictures and museums -----</b>	<b>2 350</b>	<b>1 360 208</b>	<b>413 404</b>	<b>87 768</b>	<b>23 341</b>
781, 2	Motion picture production, distribution, and services -----	180	(D)	(D)	(D)	GG
7812 pt.	Motion picture production, except for television -----	84	(D)	(D)	(D)	EE
7812 pt.	Motion picture and tape production for television -----	33	35 469	13 494	2 810	272
7819	Services allied to motion picture production -----	39	(D)	(D)	(D)	EE
7822 pt.	Motion picture film and tape distributors -----	21	(D)	(D)	(D)	CC
7822 pt.	Motion picture film exchanges -----	13	(D)	(D)	(D)	BB
7822 pt.	Video tape wholesalers -----	8	(D)	(D)	(D)	BB
7822 pt.	Film and tape distribution for television -----	—	(D)	(D)	(D)	—
7829	Services allied to motion picture distribution -----	3	(D)	(D)	(D)	AA
783	Motion picture theaters -----	112	(D)	(D)	(D)	GG
7832	Motion picture theaters, except drive-in -----	112	(D)	(D)	(D)	GG
7833	Drive-in motion picture theaters -----	—	—	—	—	—
784	Video tape rental -----	522	(D)	(D)	(D)	HH
792	Theatrical producers (except motion picture), bands, orchestras, and entertainers -----	170	(D)	(D)	(D)	GG
7922	Theatrical producers (except motion picture) and miscellaneous theatrical services -----	83	(D)	(D)	(D)	GG
7922 pt.	Producers of live theatrical productions -----	27	(D)	(D)	(D)	EE
7922 pt.	Producers of radio and television shows, except tape producers -----	2	(D)	(D)	(D)	BB
7922 pt.	Artists' and entertainers' managers or agents, concert bureaus, booking agents -----	28	32 565	2 482	570	185
7922 pt.	Other theatrical services -----	26	(D)	(D)	(D)	EE
7929	Bands, orchestras, actors, and other entertainers and entertainment groups -----	87	(D)	(D)	(D)	EE
7929 pt.	Dance groups and artists -----	3	(D)	(D)	(D)	AA
7929 pt.	Symphony orchestras, opera companies, and chamber music organizations -----	2	(D)	(D)	(D)	AA
7929 pt.	Other music and entertainment presentations -----	82	(D)	(D)	(D)	EE
7929 pt.	Other music groups and artists -----	38	19 348	7 155	1 563	355
7929 pt.	Other entertainers and entertainment groups -----	44	(D)	(D)	(D)	BB
793	Bowling centers -----	91	(D)	(D)	(D)	GG
79 ex. 792, 3, 84	Commercial sports and other amusement and recreation services, including museums -----	1 275	741 970	292 107	60 138	13 551
794	Commercial sports -----	83	(D)	(D)	(D)	HH
7941	Professional sports clubs, managers, promoters -----	16	(D)	(D)	(D)	FF
7941 pt.	Baseball clubs -----	1	(D)	(D)	(D)	CC
7941 pt.	Football clubs -----	1	(D)	(D)	(D)	BB
7941 pt.	Other professional sports clubs -----	4	(D)	(D)	(D)	EE
7941 pt.	Managers and promoters -----	10	(D)	(D)	(D)	AA
7948	Racing, including track operation -----	67	(D)	(D)	(D)	HH
7948 pt.	Auto racetrack operation -----	5	(D)	(D)	(D)	AA
7948 pt.	Horse racetrack operation -----	4	(D)	(D)	(D)	GG
7948 pt.	Dog racetrack operation -----	—	—	—	—	—
7948 pt.	Racing stables and racing, n.e.c. -----	58	(D)	(D)	(D)	EE
79 ex. 792, 3, 4, 84	Other amusement and recreation services, including museums -----	1 192	(D)	(D)	(D)	JJ
791	Dance studios, schools, and halls -----	105	(D)	(D)	(D)	EE
7991	Physical fitness facilities -----	240	103 859	28 772	6 948	3 055
7991 pt.	Physical fitness centers, except gymnasiums and athletic clubs -----	193	(D)	(D)	(D)	GG
7991 pt.	Gymnasiums and athletic clubs -----	47	(D)	(D)	(D)	FF
7992	Public golf courses -----	55	(D)	(D)	(D)	FF
7993	Coin-operated amusement devices -----	121	(D)	(D)	(D)	FF
7996	Amusement parks -----	23	39 629	10 634	947	563
7997	Membership sports and recreation clubs -----	173	(D)	(D)	(D)	HH
7999, 84	Amusement and recreation services, including museums, n.e.c. -----	475	(D)	(D)	(D)	HH
7999 pt.	Concession operators of amusement devices and rides -----	35	(D)	(D)	(D)	BB
7999 pt.	Carnivals, circuses, and fairs -----	5	(D)	(D)	(D)	BB
7999 pt.	Carnivals and circuses -----	5	(D)	(D)	(D)	BB
7999 pt., 84	Fairs -----	—	—	—	—	—
84	Other recreation and amusements, including museums -----	435	(D)	(D)	(D)	GG
841	Museums, art galleries, and botanical and zoological gardens -----	2	(D)	(D)	(D)	AA
842	Museums and art galleries -----	2	(D)	(D)	(D)	AA
842	Arboreta and botanical or zoological gardens -----	—	—	—	—	—
7999 pt.	Roller skating rinks -----	28	(D)	(D)	(D)	EE
7999 pt.	Ice skating rinks -----	10	(D)	(D)	(D)	CC
7999 pt.	Other amusement and recreation services, n.e.c. -----	395	(D)	(D)	(D)	GG

**Table 7a. Summary Statistics for Firms Subject to Federal Income Tax for Metropolitan Areas: 1992—Con.**

[Includes only establishments with payroll. For meaning of abbreviations and symbols, see introductory text. For explanation of terms and comparability of 1987 and 1992 censuses, see appendix A. For definitions of CMSA's, MSA's, and PMSA's, see appendix D]

SIC code	Geographic area and kind of business or operation	Establishments (number)	Receipts (\$1,000)	Annual payroll (\$1,000)	First-quarter payroll (\$1,000)	Paid employees for pay period including March 12 (number)
<b>PHILADELPHIA-WILMINGTON-ATLANTIC CITY, PA-NJ-DE-MD CMSA—Con.</b>						
<b>80</b>	<b>Health services -----</b>	<b>11 596</b>	<b>7 306 532</b>	<b>3 255 620</b>	<b>690 688</b>	<b>99 845</b>
801	Offices and clinics of doctors of medicine -----	5 057	3 451 088	1 734 324	347 746	33 323
8011 pt.	Offices of doctors of medicine -----	4 977	3 268 012	1 656 863	331 079	31 358
8011 pt.	General medical clinics -----	80	183 076	77 461	16 667	1 965
802	Offices and clinics of dentists -----	2 567	931 610	356 665	78 390	14 359
8021 pt.	Offices of dentists -----	2 555	(D)	(D)	(D)	JJ
8021 pt.	Dental clinics -----	12	(D)	(D)	(D)	BB
803	Offices and clinics of doctors of osteopathy -----	833	(D)	(D)	(D)	II
8031 pt.	Offices of osteopathic physicians -----	819	(D)	(D)	(D)	II
8031 pt.	Osteopathic clinics -----	14	8 113	4 220	775	103
804	Offices and clinics of other health practitioners -----	1 885	542 997	187 250	40 398	7 993
8041	Offices and clinics of chiropractors -----	584	137 535	41 398	9 295	2 021
8042	Offices and clinics of optometrists -----	387	102 529	28 585	6 329	1 444
8043	Offices and clinics of podiatrists -----	351	72 263	21 055	5 003	1 169
8049	Offices and clinics of health practitioners, n.e.c. -----	563	230 670	96 212	19 771	3 359
805	Nursing and personal care facilities -----	213	741 977	318 859	75 898	18 597
8051	Skilled nursing care facilities -----	153	(D)	(D)	(D)	JJ
8052	Intermediate care facilities -----	39	(D)	(D)	(D)	FF
8059	Nursing and personal care facilities, n.e.c. -----	21	(D)	(D)	(D)	FF
806	Hospitals -----	15	(D)	(D)	(D)	GG
8062	General medical and surgical hospitals -----	—	—	—	—	—
8063, 9	Specialty hospitals -----	15	(D)	(D)	(D)	GG
8063	Psychiatric hospitals -----	9	(D)	(D)	(D)	GG
8069	Specialty hospitals, except psychiatric -----	6	(D)	(D)	(D)	EE
807, 8, 9	Other health services -----	1 026	(D)	(D)	(D)	JJ
807	Medical and dental laboratories -----	455	(D)	(D)	(D)	II
8071	Medical laboratories -----	296	(D)	(D)	(D)	HH
8072	Dental laboratories -----	159	(D)	(D)	(D)	FF
808	Home health care services -----	181	(D)	(D)	(D)	II
809	Miscellaneous health and allied services, n.e.c. -----	390	(D)	(D)	(D)	HH
8092	Kidney dialysis centers -----	37	(D)	(D)	(D)	FF
8093	Specialty outpatient facilities, n.e.c. -----	243	(D)	(D)	(D)	HH
8099	Health and allied services, n.e.c. -----	110	(D)	(D)	(D)	FF
<b>81</b>	<b>Legal services -----</b>	<b>3 836</b>	<b>3 431 902</b>	<b>1 409 768</b>	<b>302 179</b>	<b>32 975</b>
<b>823, 4, 9</b>	<b>Selected educational services -----</b>	<b>331</b>	<b>(D)</b>	<b>(D)</b>	<b>(D)</b>	<b>HH</b>
823	Libraries -----	2	(D)	(D)	(D)	AA
824	Vocational schools -----	108	(D)	(D)	(D)	GG
8243	Data processing schools -----	35	(D)	(D)	(D)	EE
8244	Business and secretarial schools -----	15	(D)	(D)	(D)	EE
8249	Vocational schools, n.e.c. -----	58	(D)	(D)	(D)	GG
829	Schools and educational services, n.e.c. -----	221	(D)	(D)	(D)	HH
<b>83</b>	<b>Social services -----</b>	<b>1 165</b>	<b>403 739</b>	<b>178 097</b>	<b>41 934</b>	<b>13 973</b>
835	Child day care services -----	792	(D)	(D)	(D)	II
832, 3, 6, 9	Other social services -----	373	(D)	(D)	(D)	II
832	Individual and family social services -----	116	(D)	(D)	(D)	GG
833	Job training and vocational rehabilitation services -----	62	(D)	(D)	(D)	GG
836	Residential care -----	162	(D)	(D)	(D)	HH
839	Social services, n.e.c. -----	33	(D)	(D)	(D)	CC
<b>87 ex. 8733</b>	<b>Engineering, accounting, research, management, and related services (except noncommercial research organizations) -----</b>	<b>5 710</b>	<b>6 643 383</b>	<b>2 511 515</b>	<b>595 031</b>	<b>71 077</b>
871	Engineering, architectural, and surveying services -----	1 649	2 965 790	1 033 789	245 571	26 857
8711	Engineering services -----	1 141	2 549 226	845 971	204 671	21 737
8712	Architectural services -----	391	371 022	165 525	35 816	4 316
8713	Surveying services -----	117	45 542	22 293	5 084	804
872	Accounting, auditing, and bookkeeping services -----	1 614	(D)	(D)	(D)	JJ
873 ex. 8733	Research, development, and testing services (except noncommercial research organizations) -----	366	(D)	(D)	(D)	II
8731	Commercial physical and biological research -----	89	(D)	(D)	(D)	HH
8731 pt.	Commercial physical research -----	48	(D)	(D)	(D)	FF
8731 pt.	Commercial medical and biological research -----	41	263 720	105 433	27 667	1 964
8732	Commercial economic, sociological, and educational research -----	168	304 405	135 184	34 257	5 492
8734	Testing laboratories -----	109	(D)	(D)	(D)	GG
874	Management and public relations services -----	2 081	1 993 073	780 075	179 644	21 533
8741	Management services -----	598	1 156 856	411 004	95 915	12 482
8742	Management consulting services -----	1 028	631 675	286 580	66 352	6 665
8743	Public relations services -----	91	(D)	(D)	(D)	EE
8744	Facilities support management services -----	23	(D)	(D)	(D)	FF
8748	Business consulting services, n.e.c. -----	341	(D)	(D)	(D)	GG
<b>89</b>	<b>Services, n.e.c. -----</b>	<b>443</b>	<b>(D)</b>	<b>(D)</b>	<b>(D)</b>	<b>HH</b>
8999 pt.	Scientific and related consulting services, except environmental -----	114	(D)	(D)	(D)	FF
8999 pt.	Other services -----	329	(D)	(D)	(D)	GG
8999 pt.	Environmental consulting -----	158	(D)	(D)	(D)	GG
8999 pt.	Authors, composers, and other arts-related services -----	51	(D)	(D)	(D)	CC
8999 pt.	Other services, n.e.c. -----	120	(D)	(D)	(D)	EE

**Table 7a. Summary Statistics for Firms Subject to Federal Income Tax for Metropolitan Areas: 1992—Con.**

[Includes only establishments with payroll. For meaning of abbreviations and symbols, see introductory text. For explanation of terms and comparability of 1987 and 1992 censuses, see appendix A. For definitions of CMSA's, MSA's, and PMSA's, see appendix D]

SIC code	Geographic area and kind of business or operation	Establishments (number)	Receipts (\$1,000)	Annual payroll (\$1,000)	First-quarter payroll (\$1,000)	Paid employees for pay period including March 12 (number)
	<b>PHILADELPHIA—WILMINGTON—ATLANTIC CITY, PA—NJ—DE—MD CMSA—Con.</b>					
	<b>Atlantic—Cape May, NJ PMSA</b>					
	<b>Total -----</b>	<b>2 906</b>	<b>5 033 865</b>	<b>1 500 826</b>	<b>348 731</b>	<b>62 415</b>
<b>70 ex. 704</b>	<b>Hotels, rooming houses, camps, and other lodging places (except membership lodging) -----</b>	<b>515</b>	<b>4 014 128</b>	<b>1 104 679</b>	<b>264 060</b>	<b>46 982</b>
7011	Hotels and motels -----	463	3 991 192	1 099 771	263 486	46 788
7011 pt.	Hotels -----	177	3 894 883	1 078 767	260 405	45 474
7011 pt.	Hotels, 25 guestrooms or more -----	132	3 887 495	1 077 420	260 197	45 357
7011 pt.	Hotels, less than 25 guestrooms -----	45	7 388	1 347	208	117
7011 pt.	Motels, motor hotels, and tourist courts -----	286	96 309	21 004	3 081	1 314
7011 pt.	Motels, tourist courts -----	250	67 151	13 771	1 787	781
7011 pt.	Motor hotels -----	36	29 158	7 233	1 294	533
702, 3	Other lodging places -----	52	22 936	4 908	574	194
702	Rooming and boarding houses -----	13	972	161	27	15
703	Camps and recreational vehicle parks -----	39	21 964	4 747	547	179
<b>72</b>	<b>Personal services -----</b>	<b>355</b>	<b>66 921</b>	<b>22 474</b>	<b>5 185</b>	<b>1 953</b>
721	Laundry, cleaning, and garment services -----	80	32 133	11 372	2 552	776
7211	Power laundries, family and commercial* -----	4	(D)	(D)	(D)	EE
7213	Linen supply* -----	6	11 846	4 798	1 041	241
7215	Coin-operated laundries and drycleaning -----	16	1 947	417	96	52
7216	Drycleaning plants, except rug cleaning* -----	27	5 512	1 927	428	148
7217	Carpet and upholstery cleaning -----	17	1 754	404	50	26
7218	Industrial laundries* -----	2	(D)	(D)	(D)	BB
7212, 9	Other laundry, cleaning, and garment services* -----	8	(D)	(D)	(D)	BB
7212	Garment pressing, and agents for laundries and drycleaners -----	5	551	84	21	10
7219	Laundry and garment services, n.e.c.* -----	3	(D)	(D)	(D)	AA
722	Photographic studios, portrait -----	21	3 682	1 082	215	79
723, 4	Beauty and barber shops -----	203	17 423	6 682	1 486	706
723	Beauty shops -----	194	17 047	6 541	1 460	692
724	Barber shops -----	9	376	141	26	14
725	Shoe repair shops and shoeshine parlors -----	2	(D)	(D)	(D)	AA
726	Funeral service and crematories -----	27	9 210	1 956	489	100
729	Miscellaneous personal services -----	22	(D)	(D)	(D)	EE
7291	Tax return preparation services -----	9	(D)	(D)	(D)	CC
7299	Miscellaneous personal services, n.e.c. -----	13	(D)	(D)	(D)	BB
<b>73</b>	<b>Business services -----</b>	<b>307</b>	<b>170 806</b>	<b>58 587</b>	<b>14 174</b>	<b>2 683</b>
731	Advertising -----	24	(D)	(D)	(D)	CC
7311	Advertising agencies -----	14	7 993	1 393	328	43
7312	Outdoor advertising services -----	5	(D)	(D)	(D)	BB
7313	Radio, television, publishers' advertising representatives -----	—	—	—	—	—
7319	Advertising, n.e.c. -----	5	(D)	(D)	(D)	BB
732	Consumer credit reporting agencies, mercantile reporting agencies, and adjustment and collection agencies -----	8	3 558	1 382	302	63
7322	Adjustment and collection services -----	4	(D)	(D)	(D)	BB
7323	Credit reporting services -----	4	(D)	(D)	(D)	BB
733	Mailing, reproduction, commercial art and photography, and stenographic services -----	25	9 386	2 314	560	100
7331	Direct mail advertising services -----	3	(D)	(D)	(D)	BB
7334	Photocopying and duplicating services -----	5	1 871	382	86	27
7335, 6	Commercial photography, art, and graphics -----	9	(D)	(D)	(D)	BB
7335	Commercial photography -----	3	(D)	(D)	(D)	AA
7336	Commercial art and graphic design -----	6	2 978	652	181	23
7338	Secretarial and court reporting services -----	8	(D)	(D)	(D)	AA
734	Services to dwellings and other buildings -----	76	12 335	4 657	1 083	397
7342	Disinfecting and pest control services -----	13	5 341	2 125	488	91
7349	Building cleaning and maintenance services, n.e.c. -----	63	6 994	2 532	595	306
735	Miscellaneous equipment rental and leasing -----	33	16 918	3 259	704	130
7352	Medical equipment rental and leasing -----	5	(D)	(D)	(D)	BB
7353	Heavy construction equipment rental and leasing -----	3	(D)	(D)	(D)	BB
7359	Equipment rental and leasing, n.e.c. -----	25	(D)	(D)	(D)	BB
736	Personnel supply services -----	14	7 321	4 806	1 195	397
7361	Employment agencies -----	6	933	117	36	8
7363	Help supply services -----	8	6 388	4 689	1 159	389
7363 pt.	Temporary help supply -----	6	(D)	(D)	(D)	EE
7363 pt.	Help supply, except temporary -----	2	(D)	(D)	(D)	BB
737	Computer programming, data processing, and other computer related services -----	44	63 430	25 210	5 836	620
7371, 2, 3	Computer programming, prepackaged software, and integrated systems -----	25	51 460	21 439	4 890	495
7371	Computer programming services -----	23	(D)	(D)	(D)	EE
7372	Prepackaged software -----	1	(D)	(D)	(D)	AA
7373	Computer integrated systems -----	1	(D)	(D)	(D)	AA
7374, 5, 6	Data processing services -----	9	6 646	2 533	616	89
7374, 5	Computer processing, information retrieval -----	6	(D)	(D)	(D)	BB
7376	Computer facilities management services -----	3	(D)	(D)	(D)	BB
7377, 8, 9	Computer rental and leasing, maintenance, and related services, n.e.c. -----	10	5 324	1 238	330	36
7377	Computer rental and leasing -----	1	(D)	(D)	(D)	AA
7378	Computer maintenance and repair -----	5	(D)	(D)	(D)	BB
7379	Computer related services, n.e.c. -----	4	819	249	59	12

**Table 7a. Summary Statistics for Firms Subject to Federal Income Tax for Metropolitan Areas: 1992—Con.**

[Includes only establishments with payroll. For meaning of abbreviations and symbols, see introductory text. For explanation of terms and comparability of 1987 and 1992 censuses, see appendix A. For definitions of CMSA's, MSA's, and PMSA's, see appendix D]

SIC code	Geographic area and kind of business or operation	Establishments (number)	Receipts (\$1,000)	Annual payroll (\$1,000)	First-quarter payroll (\$1,000)	Paid employees for pay period including March 12 (number)
	<b>PHILADELPHIA-WILMINGTON-ATLANTIC CITY, PA-NJ-DE-MD CMSA—Con.</b>					
	<b>Atlantic—Cape May, NJ PMSA —Con.</b>					
<b>73</b>	<b>Business services—Con.</b>					
738	Miscellaneous business services -----	83	(D)	(D)	(D)	FF
7381, 2	Detective agencies and protective services -----	16	(D)	(D)	(D)	EE
7381	Detective, guard, and armored car services -----	15	(D)	(D)	(D)	EE
7382	Security systems services -----	1	(D)	(D)	(D)	AA
7383	News syndicates -----	1	(D)	(D)	(D)	AA
7384	Photofinishing laboratories* -----	7	3 529	1 035	217	65
7389	Business services, n.e.c. -----	59	(D)	(D)	(D)	EE
7389 pt.	Sign painting shops -----	5	1 070	418	103	15
7389 pt.	Interior designing -----	5	(D)	(D)	(D)	AA
7389 pt.	Telephone answering services -----	1	(D)	(D)	(D)	BB
7389 pt.	Other business services -----	48	(D)	(D)	(D)	EE
<b>75</b>	<b>Automotive repair, services, and parking -----</b>	<b>190</b>	<b>53 142</b>	<b>13 658</b>	<b>3 247</b>	<b>751</b>
751	Automotive rental and leasing, without drivers -----	13	6 241	1 132	300	64
7513	Truck rental and leasing, without drivers -----	3	(D)	(D)	(D)	AA
7514, 5	Passenger car rental and leasing -----	8	4 781	758	227	38
7514	Passenger car rental -----	8	4 781	758	227	38
7515	Passenger car leasing -----	—	—	—	—	—
7519	Utility trailer and recreational vehicle rental -----	2	(D)	(D)	(D)	AA
752	Automobile parking -----	28	(D)	(D)	(D)	BB
753	Automotive repair shops -----	127	40 154	10 602	2 570	510
7532	Top, body, and upholstery repair shops and paint shops -----	33	12 194	3 375	834	161
7532 pt.	Top and body repair shops -----	31	(D)	(D)	(D)	CC
7532 pt.	Paint shops -----	2	(D)	(D)	(D)	BB
7538	General automotive repair shops -----	68	21 254	5 573	1 346	267
7538 pt.	General automotive repair shops, except diesel -----	61	17 792	4 622	1 113	229
7538 pt.	Diesel repair shops -----	7	3 462	951	233	38
7533, 4, 6, 7, 9	Other automotive repair shops -----	26	6 706	1 654	390	82
7533	Automotive exhaust system repair shops -----	6	2 543	701	156	32
7534	Tire retreading and repair shops -----	3	(D)	(D)	(D)	AA
7536	Automotive glass replacement shops -----	5	(D)	(D)	(D)	AA
7537	Automotive transmission repair shops -----	6	(D)	(D)	(D)	AA
7539	Automotive repair shops, n.e.c. -----	6	(D)	(D)	(D)	AA
7539 pt.	Radiator repair -----	3	(D)	(D)	(D)	AA
7539 pt.	Brake, front end, and wheel alignment -----	1	(D)	(D)	(D)	AA
7539 pt.	Automotive electrical and fuel system services -----	1	(D)	(D)	(D)	AA
7539 pt.	Other automotive repair shops, n.e.c. -----	1	(D)	(D)	(D)	AA
754	Automotive services, except repair -----	22	(D)	(D)	(D)	BB
7542	Carwashes -----	13	(D)	(D)	(D)	BB
7549	Automotive services, except repair and carwashes -----	9	2 644	608	127	45
<b>76</b>	<b>Miscellaneous repair services -----</b>	<b>90</b>	<b>29 932</b>	<b>9 952</b>	<b>2 162</b>	<b>424</b>
762	Electrical repair shops -----	40	11 419	4 286	984	187
7622	Radio and television repair shops -----	8	1 616	446	121	19
7623, 9	Other electrical and electronic repair shops -----	32	9 803	3 840	863	168
7623	Refrigeration and air-conditioning service and repair shops -----	10	3 005	843	189	33
7629	Electrical and electronic repair shops, n.e.c. -----	22	6 798	2 997	674	135
763	Watch, clock, and jewelry repair -----	—	—	—	—	—
764	Reupholstery and furniture repair -----	1	(D)	(D)	(D)	AA
769	Miscellaneous repair and related services -----	49	(D)	(D)	(D)	CC
7692	Welding repair -----	6	967	282	65	7
7694	Armature rewinding shops -----	3	747	331	64	19
7699	Repair shops and related services, n.e.c. -----	40	(D)	(D)	(D)	CC
<b>78, 79, 84</b>	<b>Amusement and recreation services, including motion pictures and museums -----</b>	<b>279</b>	<b>108 295</b>	<b>29 692</b>	<b>4 465</b>	<b>1 651</b>
781, 2	Motion picture production, distribution, and services -----	2	(D)	(D)	(D)	AA
783	Motion picture theaters -----	12	(D)	(D)	(D)	CC
7832	Motion picture theaters, except drive-in -----	12	(D)	(D)	(D)	CC
7833	Drive-in motion picture theaters -----	—	—	—	—	—
784	Video tape rental -----	37	(D)	(D)	(D)	CC
792	Theatrical producers (except motion picture), bands, orchestras, and entertainers -----	25	9 767	3 939	900	282
7922	Theatrical producers (except motion picture) and miscellaneous theatrical services -----	12	4 683	1 230	280	57
7929	Bands, orchestras, actors, and other entertainers and entertainment groups -----	13	5 084	2 709	620	225
793	Bowling centers -----	6	(D)	(D)	(D)	BB

**Table 7a. Summary Statistics for Firms Subject to Federal Income Tax for Metropolitan Areas: 1992—Con.**

[Includes only establishments with payroll. For meaning of abbreviations and symbols, see introductory text. For explanation of terms and comparability of 1987 and 1992 censuses, see appendix A. For definitions of CMSA's, MSA's, and PMSA's, see appendix D]

SIC code	Geographic area and kind of business or operation	Establishments (number)	Receipts (\$1,000)	Annual payroll (\$1,000)	First-quarter payroll (\$1,000)	Paid employees for pay period including March 12 (number)
	<b>PHILADELPHIA—WILMINGTON—ATLANTIC CITY, PA—NJ—DE—MD CMSA—Con.</b>					
	<b>Atlantic—Cape May, NJ PMSA —Con.</b>					
<b>78, 79, 84</b>	<b>Amusement and recreation services, including motion pictures and museums—Con.</b>					
79 ex. 792, 3, 4; 84	Commercial sports and other amusement and recreation services, including museums -----	197	79 865	22 551	2 833	1 033
794	Commercial sports -----	3	(D)	(D)	(D)	CC
7941	Professional sports clubs, managers, promoters -----	2	(D)	(D)	(D)	BB
7948	Racing, including track operation -----	1	(D)	(D)	(D)	BB
79 ex. 792, 3, 4; 84	Other amusement and recreation services, including museums -----	194	(D)	(D)	(D)	FF
791	Dance studios, schools, and halls -----	6	593	55	17	9
7991	Physical fitness facilities -----	27	(D)	(D)	(D)	CC
7992	Public golf courses -----	4	1 778	399	80	27
7993	Coin-operated amusement devices -----	32	12 094	2 737	322	108
7996	Amusement parks -----	11	16 607	5 102	441	195
7997	Membership sports and recreation clubs -----	16	18 202	6 021	998	314
7999, 84	Amusement and recreation services, including museums, n.e.c. -----	98	(D)	(D)	(D)	CC
7999 pt.	Concession operators of amusement devices and rides -----	14	1 986	348	14	14
7999 pt., 84	Carnivals, circuses, and fairs -----	1	(D)	(D)	(D)	AA
	Other recreation and amusements, including museums -----	83	(D)	(D)	(D)	CC
<b>80</b>	<b>Health services -----</b>	<b>597</b>	<b>331 714</b>	<b>145 032</b>	<b>30 526</b>	<b>4 320</b>
801	Offices and clinics of doctors of medicine -----	271	169 350	82 852	16 050	1 544
8011 pt.	Offices of doctors of medicine -----	270	(D)	(D)	(D)	GG
8011 pt.	General medical clinics -----	1	(D)	(D)	(D)	BB
802	Offices and clinics of dentists -----	125	47 550	18 009	4 199	679
803	Offices and clinics of doctors of osteopathy -----	41	21 100	9 214	1 881	258
804	Offices and clinics of other health practitioners -----	110	24 376	7 097	1 685	339
8041	Offices and clinics of chiropractors -----	50	9 650	2 349	558	136
8042	Offices and clinics of optometrists -----	20	4 474	1 258	292	58
8043	Offices and clinics of podiatrists -----	15	3 300	847	240	38
8049	Offices and clinics of health practitioners, n.e.c. -----	25	6 952	2 643	595	107
805	Nursing and personal care facilities -----	9	43 189	20 593	5 077	1 200
8051	Skilled nursing care facilities -----	8	(D)	(D)	(D)	GG
8052	Intermediate care facilities -----	1	(D)	(D)	(D)	CC
8059	Nursing and personal care facilities, n.e.c. -----	—	—	—	—	—
806	Hospitals -----	1	(D)	(D)	(D)	BB
8062	General medical and surgical hospitals -----	—	—	—	—	—
8063, 9	Specialty hospitals -----	1	(D)	(D)	(D)	BB
807, 8, 9	Other health services -----	40	(D)	(D)	(D)	CC
807	Medical and dental laboratories -----	16	12 837	2 547	624	110
8071	Medical laboratories -----	9	11 797	2 106	507	94
8072	Dental laboratories -----	7	1 040	441	117	16
808	Home health care services -----	10	(D)	(D)	(D)	BB
809	Miscellaneous health and allied services, n.e.c. -----	14	(D)	(D)	(D)	BB
8092	Kidney dialysis centers -----	—	—	—	—	—
8093	Specialty outpatient facilities, n.e.c. -----	10	(D)	(D)	(D)	BB
8099	Health and allied services, n.e.c. -----	4	(D)	(D)	(D)	AA
<b>81</b>	<b>Legal services -----</b>	<b>230</b>	<b>113 665</b>	<b>56 471</b>	<b>11 620</b>	<b>1 377</b>
<b>823, 4, 9</b>	<b>Selected educational services -----</b>	<b>8</b>	<b>(D)</b>	<b>(D)</b>	<b>(D)</b>	<b>BB</b>
823	Libraries -----	—	—	—	—	—
824	Vocational schools -----	4	(D)	(D)	(D)	BB
829	Schools and educational services, n.e.c. -----	4	(D)	(D)	(D)	BB
<b>83</b>	<b>Social services -----</b>	<b>63</b>	<b>12 580</b>	<b>5 256</b>	<b>1 308</b>	<b>473</b>
835	Child day care services -----	42	6 716	3 021	748	295
832, 3, 6, 9	Other social services -----	21	5 864	2 235	560	178
<b>87 ex. 8733</b>	<b>Engineering, accounting, research, management, and related services (except noncommercial research organizations) -----</b>	<b>260</b>	<b>127 814</b>	<b>53 301</b>	<b>11 605</b>	<b>1 724</b>
871	Engineering, architectural, and surveying services -----	90	54 708	22 563	5 010	646
8711	Engineering services -----	49	36 579	15 454	3 503	408
8712	Architectural services -----	22	13 398	4 829	969	131
8713	Surveying services -----	19	4 731	2 280	538	107
872	Accounting, auditing, and bookkeeping services -----	81	(D)	(D)	(D)	EE
873 ex. 8733	Research, development, and testing services (except noncommercial research organizations) -----	9	(D)	(D)	(D)	CC
8731	Commercial physical and biological research -----	4	(D)	(D)	(D)	BB
8732	Commercial economic, sociological, and educational research -----	2	(D)	(D)	(D)	AA
8734	Testing laboratories -----	3	(D)	(D)	(D)	CC
874	Management and public relations services -----	80	38 574	14 598	2 880	445
8741	Management services -----	32	(D)	(D)	(D)	EE
8742	Management consulting services -----	31	(D)	(D)	(D)	BB
8743	Public relations services -----	1	(D)	(D)	(D)	AA
8744	Facilities support management services -----	1	(D)	(D)	(D)	AA
8748	Business consulting services, n.e.c. -----	15	(D)	(D)	(D)	BB
<b>89</b>	<b>Services, n.e.c. -----</b>	<b>12</b>	<b>(D)</b>	<b>(D)</b>	<b>(D)</b>	<b>BB</b>

**Table 7a. Summary Statistics for Firms Subject to Federal Income Tax for Metropolitan Areas: 1992—Con.**

[Includes only establishments with payroll. For meaning of abbreviations and symbols, see introductory text. For explanation of terms and comparability of 1987 and 1992 censuses, see appendix A. For definitions of CMSA's, MSA's, and PMSA's, see appendix D]

SIC code	Geographic area and kind of business or operation	Establishments (number)	Receipts (\$1,000)	Annual payroll (\$1,000)	First-quarter payroll (\$1,000)	Paid employees for pay period including March 12 (number)
<b>PHILADELPHIA—WILMINGTON—ATLANTIC CITY, PA—NJ—DE—MD CMSA—Con.</b>						
<b>Philadelphia, PA—NJ PMSA</b>						
	<b>Total -----</b>	<b>36 931</b>	<b>28 280 920</b>	<b>10 795 490</b>	<b>2 470 306</b>	<b>410 955</b>
<b>70 ex. 704</b>	<b>Hotels, rooming houses, camps, and other lodging places (except membership lodging) -----</b>	<b>381</b>	<b>647 567</b>	<b>184 381</b>	<b>43 226</b>	<b>13 803</b>
	Hotels and motels -----	302	616 547	177 414	42 118	13 250
7011	Hotels -----	159	533 272	155 914	37 254	11 469
7011 pt.	Hotels, 25 guestrooms or more -----	135	527 034	154 384	36 910	11 321
7011 pt.	Hotels, less than 25 guestrooms -----	24	6 238	1 530	344	148
7011 pt.	Motels, motor hotels, and tourist courts -----	143	83 275	21 500	4 864	1 781
7011 pt.	Motels, tourist courts -----	111	46 624	11 357	2 487	926
7011 pt.	Motor hotels -----	32	36 651	10 143	2 377	855
702, 3	Other lodging places -----	79	31 020	6 967	1 108	553
702	Rooming and boarding houses -----	29	9 492	2 822	695	253
703	Camps and recreational vehicle parks -----	50	21 528	4 145	413	300
7032	Sporting and recreational camps -----	24	13 231	3 204	292	239
7033	Recreational vehicle parks and campsites -----	26	8 297	941	121	61
<b>72</b>	<b>Personal services -----</b>	<b>4 046</b>	<b>895 560</b>	<b>291 226</b>	<b>70 483</b>	<b>23 924</b>
721	Laundry, cleaning, and garment services -----	987	309 085	96 032	24 023	6 774
7211	Power laundries, family and commercial* -----	19	12 362	4 973	1 201	323
7213	Linen supply* -----	26	27 272	10 748	2 867	604
7215	Coin-operated laundries and drycleaning -----	205	50 133	9 713	2 373	842
7215 pt.	Coin-operated laundries and drycleaning stores -----	194	24 387	4 939	1 306	663
7215 pt.	Coin-operated laundry routes -----	11	25 746	4 774	1 067	179
7216	Drycleaning plants, except rug cleaning* -----	492	96 040	31 350	7 589	2 719
7217	Carpet and upholstery cleaning -----	105	22 547	7 241	1 656	596
7218	Industrial laundries* -----	27	84 089	27 600	7 150	1 321
7212, 9	Other laundry, cleaning, and garment services* -----	113	16 642	4 407	1 187	369
7212	Garment pressing, and agents for laundries and drycleaners -----	53	6 388	1 430	432	133
7219	Laundry and garment services, n.e.c.* -----	60	10 254	2 977	755	236
722	Photographic studios, portrait -----	214	72 482	19 738	4 175	1 195
723, 4	Beauty and barber shops -----	2 128	255 232	107 049	25 382	10 204
723	Beauty shops -----	1 942	241 327	101 546	24 042	9 746
724	Barber shops -----	186	13 905	5 503	1 340	458
725	Shoe repair shops and shoeshine parlors -----	53	3 824	704	202	86
726	Funeral service and crematories -----	278	135 092	31 165	7 120	1 111
729	Miscellaneous personal services -----	386	119 845	36 538	9 581	4 554
7291	Tax return preparation services -----	63	15 100	7 539	2 996	2 072
7299	Miscellaneous personal services, n.e.c. -----	323	104 745	28 999	6 585	2 482
7299 pt.	Massage parlors, tanning salons, and saunas -----	67	6 208	1 891	460	226
7299 pt.	Other personal services -----	256	98 537	27 108	6 125	2 256
7299 pt.	Diet and weight reducing services -----	66	49 311	12 598	2 908	1 231
7299 pt.	Formal wear rental -----	49	13 417	2 956	651	230
7299 pt.	Other personal services, n.e.c. -----	141	35 809	11 554	2 566	795
<b>73</b>	<b>Business services -----</b>	<b>6 622</b>	<b>6 894 440</b>	<b>2 766 327</b>	<b>659 689</b>	<b>130 654</b>
731	Advertising -----	452	449 962	166 942	39 209	4 827
7311	Advertising agencies -----	334	274 842	112 515	26 830	2 789
7312	Outdoor advertising services -----	20	31 671	9 928	2 043	194
7313	Radio, television, publishers' advertising representatives -----	56	89 296	28 477	6 435	766
7313 pt.	Radio, television advertising representatives -----	22	38 655	13 443	3 152	361
7313 pt.	Publishers' advertising representatives -----	34	50 641	15 034	3 283	405
7319	Advertising, n.e.c. -----	42	54 153	16 022	3 901	1 078
732	Consumer credit reporting agencies, mercantile reporting agencies, and adjustment and collection agencies -----	149	196 477	69 059	16 043	3 200
7322	Adjustment and collection services -----	115	116 573	48 944	11 244	2 186
7323	Credit reporting services -----	34	79 904	20 115	4 799	1 014
733	Mailing, reproduction, commercial art and photography, and stenographic services -----	643	535 052	153 587	34 320	6 111
7331	Direct mail advertising services -----	116	264 620	75 689	16 919	2 993
7331 pt.	Mailing list compilers, brokers, and managers -----	27	32 007	10 970	1 952	298
7331 pt.	Direct mail advertising services, except mailing list services -----	89	232 613	64 719	14 967	2 695
7334	Photocopying and duplicating services -----	91	87 477	26 725	6 259	1 216
7334 pt.	Blueprinting and photocopying services -----	85	86 112	26 161	6 139	1 171
7334 pt.	Duplicating services, except printing and photocopying -----	6	1 365	564	120	45
7335, 6	Commercial photography, art, and graphics -----	324	127 971	35 737	7 563	1 162
7335	Commercial photography -----	76	24 497	6 737	1 484	297
7336	Commercial art and graphic design -----	248	103 474	29 000	6 079	865
7336 pt.	Commercial art -----	48	19 349	6 099	1 383	159
7336 pt.	Graphic arts and related design -----	200	84 125	22 901	4 696	706
7338	Secretarial and court reporting services -----	112	54 984	15 436	3 579	740
734	Services to dwellings and other buildings -----	1 267	604 554	314 685	74 803	26 995
7342	Disinfecting and pest control services -----	197	68 570	27 036	6 000	1 240
7349	Building cleaning and maintenance services, n.e.c. -----	1 070	535 984	287 649	68 803	25 755
735	Miscellaneous equipment rental and leasing -----	397	483 618	146 756	34 266	4 870
7352	Medical equipment rental and leasing -----	62	191 084	68 299	15 979	1 944
7353	Heavy construction equipment rental and leasing -----	72	65 887	20 494	4 940	703
7353 pt.	Rental and leasing of heavy construction equipment without operators -----	45	48 682	14 369	3 489	500
7353 pt.	Rental and leasing of heavy construction equipment with operators -----	27	17 205	6 125	1 451	203
7359	Equipment rental and leasing, n.e.c. -----	263	226 647	57 963	13 347	2 223
7359 pt.	Equipment rental -----	217	160 776	45 567	10 386	1 720
7359 pt.	Rent-to-own -----	41	23 590	4 178	913	203
7359 pt.	Equipment rental, except rent-to-own -----	176	137 186	41 389	9 473	1 517
7359 pt.	Equipment leasing, except finance leasing -----	46	65 871	12 396	2 961	503



**Table 7a. Summary Statistics for Firms Subject to Federal Income Tax for Metropolitan Areas: 1992—Con.**

[Includes only establishments with payroll. For meaning of abbreviations and symbols, see introductory text. For explanation of terms and comparability of 1987 and 1992 censuses, see appendix A. For definitions of CMSA's, MSA's, and PMSA's, see appendix D]

SIC code	Geographic area and kind of business or operation	Establishments (number)	Receipts (\$1,000)	Annual payroll (\$1,000)	First-quarter payroll (\$1,000)	Paid employees for pay period including March 12 (number)
<b>PHILADELPHIA—WILMINGTON—ATLANTIC CITY, PA—NJ—DE—MD CMSA—Con.</b>						
<b>Philadelphia, PA—NJ PMSA—Con.</b>						
<b>73</b>	<b>Business services—Con.</b>					
736	Personnel supply services .....	727	796 628	526 563	129 022	30 549
7361	Employment agencies .....	326	123 826	60 873	13 455	2 825
7363	Help supply services .....	401	672 802	465 690	115 567	27 724
7363 pt.	Temporary help supply .....	335	542 753	369 887	84 143	25 110
7363 pt.	Help supply, except temporary .....	66	130 049	95 803	31 424	2 614
7363 pt.	Employee leasing .....	34	46 023	33 810	7 581	1 394
7363 pt.	Other help supply services .....	32	84 026	61 993	23 843	1 220
737	Computer programming, data processing, and other computer related services .....	1 485	2 613 616	931 491	225 118	23 920
7371, 2, 3	Computer programming, prepackaged software, and integrated systems .....	861	1 098 335	430 630	102 574	9 500
7371	Computer programming services .....	574	514 747	263 213	61 955	5 782
7372	Prepackaged software .....	158	260 733	70 781	16 418	1 325
7373	Computer integrated systems .....	129	322 855	96 636	24 201	2 393
7374, 5, 6	Data processing services .....	239	917 700	290 816	74 186	9 416
7374, 5	Computer processing, information retrieval .....	223	(D)	(D)	(D)	II
7374	Computer processing and data preparation and processing services .....	194	657 184	180 588	48 024	6 564
7375	Information retrieval services .....	29	(D)	(D)	(D)	FF
7376	Computer facilities management services .....	16	(D)	(D)	(D)	GG
7377, 8, 9	Computer rental and leasing, maintenance, and related services, n.e.c. ....	385	597 581	210 045	48 358	5 004
7377	Computer rental and leasing .....	26	32 883	6 562	1 497	151
7378	Computer maintenance and repair .....	112	301 692	112 165	26 415	2 567
7379	Computer related services, n.e.c. ....	247	263 006	91 318	20 446	2 286
7379 pt.	Computer consultants .....	197	122 874	55 963	12 188	1 267
7379 pt.	Miscellaneous computer services, n.e.c. ....	50	140 132	35 355	8 258	1 019
738	Miscellaneous business services .....	1 502	1 214 533	457 244	106 908	30 182
7381, 2	Detective agencies and protective services .....	273	305 473	160 257	38 556	11 441
7381	Detective, guard, and armored car services .....	199	183 276	125 442	29 980	10 225
7381 pt.	Detective agencies and guard services .....	196	(D)	(D)	(D)	JJ
7381 pt.	Armored car services .....	3	(D)	(D)	(D)	CC
7382	Security systems services .....	74	122 197	34 815	8 576	1 216
7383	News syndicates .....	13	15 573	3 268	787	107
7384	Photofinishing laboratories* .....	154	73 780	20 054	5 302	1 228
7384 pt.	Photofinishing laboratories, except "one-hour" (mini) labs* .....	93	64 696	17 911	4 807	1 024
7384 pt.	One-hour (mini) photofinishing* .....	61	9 084	2 143	495	204
7389	Business services, n.e.c. ....	1 062	819 707	273 665	62 263	17 406
7389 pt.	Sign painting shops .....	41	6 791	2 081	492	128
7389 pt.	Interior designing .....	130	51 611	12 945	2 933	472
7389 pt.	Telephone answering services .....	58	29 354	14 112	3 179	1 319
7389 pt.	Other business services .....	833	731 951	244 527	55 659	15 487
7389 pt.	Water softening and conditioning services .....	26	(D)	(D)	(D)	CC
7389 pt.	Packaging and labeling services .....	49	124 083	43 792	9 763	2 206
7389 pt.	Trading stamp services .....	2	(D)	(D)	(D)	AA
7389 pt.	Miscellaneous business services .....	756	594 117	197 072	45 016	13 110
7389 pt.	Convention and trade show services .....	46	48 636	19 221	5 016	882
7389 pt.	Private mail centers .....	27	10 168	2 650	585	197
7389 pt.	Miscellaneous business services, n.e.c. ....	683	535 313	175 201	39 415	12 031
<b>75</b>	<b>Automotive repair, services, and parking</b>	<b>3 382</b>	<b>1 819 073</b>	<b>365 844</b>	<b>90 914</b>	<b>18 915</b>
751	Automotive rental and leasing, without drivers .....	199	767 599	92 201	23 747	3 982
7513	Truck rental and leasing, without drivers .....	95	275 405	42 811	10 247	1 508
7513 pt.	Truck rental, without drivers .....	57	216 607	29 797	7 249	1 061
7513 pt.	Truck leasing, except finance leasing .....	38	58 798	13 014	2 998	447
7514, 5	Passenger car rental and leasing .....	99	487 358	48 651	13 322	2 452
7514	Passenger car rental .....	79	(D)	(D)	(D)	GG
7515	Passenger car leasing .....	20	(D)	(D)	(D)	FF
7519	Utility trailer and recreational vehicle rental .....	5	4 836	739	178	22
752	Automobile parking .....	198	111 572	21 817	5 429	2 130
7521 pt.	Parking lots .....	148	50 427	9 502	2 236	1 005
7521 pt.	Parking structures .....	50	61 145	12 315	3 193	1 125
753	Automotive repair shops .....	2 613	837 322	223 344	55 165	10 419
7532	Top, body, and upholstery repair shops and paint shops .....	768	309 926	98 789	22 533	3 980
7532 pt.	Top and body repair shops .....	725	297 964	86 097	21 627	3 810
7532 pt.	Paint shops .....	43	11 962	3 692	906	170
7538	General automotive repair shops .....	1 397	371 724	91 852	22 597	4 524
7538 pt.	General automotive repair shops, except diesel .....	1 286	327 649	79 990	19 564	3 948
7538 pt.	Diesel repair shops .....	111	44 075	11 862	3 033	576
7533, 4, 6, 7, 9	Other automotive repair shops .....	448	155 682	41 703	10 035	1 915
7533	Automotive exhaust system repair shops .....	83	29 566	8 025	1 945	360
7534	Tire retreading and repair shops .....	29	26 480	6 465	1 458	249
7536	Automotive glass replacement shops .....	73	23 819	6 327	1 571	303
7537	Automotive transmission repair shops .....	126	32 957	9 797	2 255	443
7539	Automotive repair shops, n.e.c. ....	137	42 860	11 089	2 806	560
7539 pt.	Radiator repair .....	30	9 886	2 080	510	97
7539 pt.	Brake, front end, and wheel alignment .....	55	17 624	4 731	1 200	238
7539 pt.	Automotive electrical and fuel system services .....	40	11 411	3 395	865	185
7539 pt.	Carburetor repair shops .....	12	3 115	947	268	51
7539 pt.	Automotive electrical repair shops .....	28	8 296	2 448	597	134
7539 pt.	Other automotive repair shops, n.e.c. ....	12	3 939	883	231	40
754	Automotive services, except repair .....	372	102 570	28 482	6 573	2 384
7542	Carwashes .....	196	53 876	15 276	3 435	1 428
7549	Automotive services, except repair and carwashes .....	176	48 694	13 206	3 138	956
7549 pt.	Lubrication shops .....	67	22 158	5 901	1 389	533
7549 pt.	Other automotive services .....	109	26 536	7 305	1 749	423
7549 pt.	Towing services .....	80	15 390	4 262	1 035	266
7549 pt.	Other automotive services, n.e.c. ....	29	11 146	3 043	714	157

**Table 7a. Summary Statistics for Firms Subject to Federal Income Tax for Metropolitan Areas: 1992—Con.**

[Includes only establishments with payroll. For meaning of abbreviations and symbols, see introductory text. For explanation of terms and comparability of 1987 and 1992 censuses, see appendix A. For definitions of CMSA's, MSA's, and PMSA's, see appendix D]

SIC code	Geographic area and kind of business or operation	Establishments (number)	Receipts (\$1,000)	Annual payroll (\$1,000)	First-quarter payroll (\$1,000)	Paid employees for pay period including March 12 (number)
	<b>PHILADELPHIA—WILMINGTON—ATLANTIC CITY, PA—NJ—DE—MD CMSA—Con.</b>					
	<b>Philadelphia, PA—NJ PMSA—Con.</b>					
<b>76</b>	<b>Miscellaneous repair services -----</b>	<b>1 218</b>	<b>649 688</b>	<b>215 173</b>	<b>51 580</b>	<b>8 157</b>
762	Electrical repair shops -----	388	277 023	106 947	25 242	3 853
7622	Radio and television repair shops -----	125	53 691	19 679	4 774	828
7623, 9	Other electrical and electronic repair shops -----	263	223 332	87 268	20 468	3 025
7623	Refrigeration and air-conditioning service and repair shops -----	71	48 448	14 690	3 436	448
7629	Electrical and electronic repair shops, n.e.c. -----	192	174 884	72 578	17 032	2 577
763	Watch, clock, and jewelry repair -----	37	6 347	2 005	485	112
764	Reupholstery and furniture repair -----	113	17 328	4 691	1 064	288
769	Miscellaneous repair and related services -----	680	348 990	101 530	24 789	3 904
7692	Welding repair -----	67	21 107	5 249	1 176	233
7694	Armature rewinding shops -----	40	43 588	12 449	3 069	472
7699	Repair shops and related services, n.e.c. -----	573	284 295	83 832	20 544	3 199
7699 pt.	Farm machinery and equipment repair -----	10	1 530	299	62	18
7699 pt.	Lawnmower and other small gasoline engine repair -----	10	7 396	1 500	320	90
7699 pt.	Sewer and septic tank cleaning services -----	56	45 590	13 797	3 515	480
7699 pt.	Other repair and related services, n.e.c. -----	477	229 779	68 236	16 647	2 611
<b>78, 79, 84</b>	<b>Amusement and recreation services, including motion pictures and museums -----</b>	<b>1 791</b>	<b>1 136 632</b>	<b>355 943</b>	<b>77 699</b>	<b>18 596</b>
781, 2	Motion picture production, distribution, and services -----	161	157 306	36 419	7 939	1 156
7812 pt.	Motion picture production, except for television -----	72	32 458	10 979	2 534	376
7812 pt.	Motion picture and tape production for television -----	33	35 489	13 494	2 810	272
7819	Services allied to motion picture production -----	34	(D)	(D)	(D)	EE
7822 pt.	Motion picture film and tape distributors -----	19	65 734	4 111	866	154
7822 pt.	Motion picture film exchanges -----	11	(D)	(D)	(D)	BB
7822 pt.	Video tape wholesalers -----	8	(D)	(D)	(D)	BB
7822 pt.	Film and tape distribution for television -----	—	(D)	(D)	(D)	—
7829	Services allied to motion picture distribution -----	3	(D)	(D)	(D)	AA
783	Motion picture theaters -----	88	120 321	15 123	3 697	2 004
7832	Motion picture theaters, except drive-in -----	88	120 321	15 123	3 697	2 004
7833	Drive-in motion picture theaters -----	—	—	—	—	—
784	Video tape rental -----	414	120 581	22 977	4 910	2 540
792	Theatrical producers (except motion picture), bands, orchestras, and entertainers -----	128	105 109	18 191	3 894	1 023
7922	Theatrical producers (except motion picture) and miscellaneous theatrical services -----	61	82 257	10 155	2 372	798
7922 pt.	Producers of live theatrical productions -----	19	5 800	1 266	299	186
7922 pt.	Producers of radio and television shows, except tape producers -----	2	(D)	(D)	(D)	BB
7922 pt.	Artists' and entertainers' managers or agents, concert bureaus, booking agents -----	19	(D)	(D)	(D)	CC
7922 pt.	Other theatrical services -----	21	(D)	(D)	(D)	EE
7929	Bands, orchestras, actors, and other entertainers and entertainment groups -----	67	22 852	8 036	1 522	225
7929 pt.	Dance groups and artists -----	2	(D)	(D)	(D)	AA
7929 pt.	Symphony orchestras, opera companies, and chamber music organizations -----	1	(D)	(D)	(D)	AA
7929 pt.	Other music and entertainment presentations -----	64	22 653	7 991	1 512	218
7929 pt.	Other music groups and artists -----	25	14 752	4 960	1 051	145
7929 pt.	Other entertainers and entertainment groups -----	39	7 901	3 031	461	73
793	Bowling centers -----	71	37 350	10 744	2 878	1 076
79 ex. 792, 3, 84	Commercial sports and other amusement and recreation services, including museums -----	929	595 965	252 489	54 381	10 797
794	Commercial sports -----	62	199 603	141 727	32 613	2 218
7941	Professional sports clubs, managers, promoters -----	13	(D)	(D)	(D)	FF
7941 pt.	Baseball clubs -----	1	(D)	(D)	(D)	CC
7941 pt.	Football clubs -----	1	(D)	(D)	(D)	BB
7941 pt.	Other professional sports clubs -----	2	(D)	(D)	(D)	CC
7941 pt.	Managers and promoters -----	9	2 931	367	59	13
7948	Racing, including track operation -----	49	(D)	(D)	(D)	GG
7948 pt.	Auto racetrack operation -----	4	1 582	199	29	18
7948 pt.	Horse racetrack operation -----	2	(D)	(D)	(D)	GG
7948 pt.	Dog racetrack operation -----	—	—	—	—	—
7948 pt.	Racing stables and racing, n.e.c. -----	43	(D)	(D)	(D)	CC
79 ex. 792, 3, 4, 84	Other amusement and recreation services, including museums -----	867	396 362	110 762	21 768	8 579
791	Dance studios, schools, and halls -----	81	11 894	2 922	763	381
7991	Physical fitness facilities -----	189	90 890	25 381	6 173	2 665
7991 pt.	Physical fitness centers, except gymnasiums and athletic clubs -----	152	77 070	20 738	4 980	2 144
7991 pt.	Gymnasiums and athletic clubs -----	37	13 820	4 643	1 193	521
7992	Public golf courses -----	46	39 547	10 156	1 757	604
7993	Coin-operated amusement devices -----	78	32 628	6 742	1 281	380
7996	Amusement parks -----	12	23 022	5 532	506	368
7997	Membership sports and recreation clubs -----	134	82 400	28 705	5 552	2 008
7999, 84	Amusement and recreation services, including museums, n.e.c. -----	327	115 981	31 324	5 736	2 173
7999 pt.	Concession operators of amusement devices and rides -----	18	5 428	1 484	183	76
7999 pt.	Carnivals, circuses, and fairs -----	4	(D)	(D)	(D)	BB
7999 pt.	Carnivals and circuses -----	4	(D)	(D)	(D)	BB
7999 pt.	Fairs -----	—	—	—	—	—

**Table 7a. Summary Statistics for Firms Subject to Federal Income Tax for Metropolitan Areas: 1992—Con.**

[Includes only establishments with payroll. For meaning of abbreviations and symbols, see introductory text. For explanation of terms and comparability of 1987 and 1992 censuses, see appendix A. For definitions of CMSA's, MSA's, and PMSA's, see appendix D]

SIC code	Geographic area and kind of business or operation	Establishments (number)	Receipts (\$1,000)	Annual payroll (\$1,000)	First-quarter payroll (\$1,000)	Paid employees for pay period including March 12 (number)
	<b>PHILADELPHIA—WILMINGTON—ATLANTIC CITY, PA—NJ—DE—MD CMSA—Con.</b>					
	<b>Philadelphia, PA—NJ PMSA—Con.</b>					
<b>78, 79, 84</b>	<b>Amusement and recreation services, including motion pictures and museums—Con.</b>					
79 ex. 792, 3; 84	Commercial sports and other amusement and recreation services, including museums—Con.					
79 ex. 792, 3, 4; 84	Other amusement and recreation services, including museums—Con.					
7999, 84	Amusement and recreation services, including museums, n.e.c.—Con.					
7999 pt., 84	Other recreation and amusements, including museums -----	305	(D)	(D)	(D)	GG
84	Museums, art galleries, and botanical and zoological gardens -----	1	(D)	(D)	(D)	AA
841	Museums and art galleries -----	1	(D)	(D)	(D)	AA
842	Arboreta and botanical or zoological gardens -----	—	—	—	—	—
7999 pt.	Roller skating rinks -----	24	6 840	1 924	521	364
7999 pt.	Ice skating rinks -----	9	4 724	1 140	296	101
7999 pt.	Other amusement and recreation services, n.e.c. -----	271	(D)	(D)	(D)	GG
<b>80</b>	<b>Health services -----</b>	<b>9 843</b>	<b>6 207 546</b>	<b>2 753 476</b>	<b>586 513</b>	<b>84 834</b>
801	Offices and clinics of doctors of medicine -----	4 240	2 902 160	1 456 903	293 893	28 225
8011 pt.	Offices of doctors of medicine -----	4 174	2 749 431	1 393 967	280 747	26 647
8011 pt.	General medical clinics -----	66	152 729	62 936	13 146	1 578
802	Offices and clinics of dentists -----	2 216	778 424	288 878	64 142	12 078
8021 pt.	Offices of dentists -----	2 208	776 191	287 685	63 867	12 035
8021 pt.	Dental clinics -----	8	2 233	1 193	275	43
803	Offices and clinics of doctors of osteopathy -----	748	358 239	178 576	35 808	4 700
8031 pt.	Offices of osteopathic physicians -----	737	353 813	176 430	35 476	4 635
8031 pt.	Osteopathic clinics -----	11	4 426	2 146	332	65
804	Offices and clinics of other health practitioners -----	1 579	455 391	155 453	33 438	6 691
8041	Offices and clinics of chiropractors -----	487	111 612	32 011	7 173	1 665
8042	Offices and clinics of optometrists -----	326	86 426	24 125	5 363	1 224
8043	Offices and clinics of podiatrists -----	306	60 681	16 744	3 922	992
8049	Offices and clinics of health practitioners, n.e.c. -----	460	196 672	82 573	16 980	2 810
805	Nursing and personal care facilities -----	179	615 382	263 809	62 551	14 978
8051	Skilled nursing care facilities -----	125	574 984	244 358	58 009	13 842
8052	Intermediate care facilities -----	35	20 104	9 473	2 201	544
8059	Nursing and personal care facilities, n.e.c. -----	19	20 294	9 978	2 341	592
806	Hospitals -----	11	139 449	54 806	13 793	2 021
8062	General medical and surgical hospitals -----	—	—	—	—	—
8063, 9	Specialty hospitals -----	11	139 449	54 806	13 793	2 021
8063	Psychiatric hospitals -----	7	114 552	44 028	11 280	1 688
8069	Specialty hospitals, except psychiatric -----	4	24 897	10 778	2 513	333
807, 8, 9	Other health services -----	870	958 501	355 051	82 888	16 141
807	Medical and dental laboratories -----	377	402 628	121 730	28 898	4 591
8071	Medical laboratories -----	239	362 083	103 758	24 720	3 795
8072	Dental laboratories -----	138	40 545	17 972	4 178	796
808	Home health care services -----	157	214 619	95 517	22 766	7 098
809	Miscellaneous health and allied services, n.e.c. -----	336	341 254	137 804	31 224	4 452
8092	Kidney dialysis centers -----	34	65 149	21 920	5 146	793
8093	Specialty outpatient facilities, n.e.c. -----	210	221 227	101 648	23 123	3 136
8099	Health and allied services, n.e.c. -----	92	54 878	14 236	2 955	523
<b>81</b>	<b>Legal services -----</b>	<b>3 270</b>	<b>3 002 557</b>	<b>1 215 146</b>	<b>261 477</b>	<b>28 410</b>
<b>823, 4, 9</b>	<b>Selected educational services -----</b>	<b>278</b>	<b>175 265</b>	<b>68 775</b>	<b>16 608</b>	<b>4 247</b>
823	Libraries -----	1	(D)	(D)	(D)	AA
824	Vocational schools -----	90	86 538	34 005	8 188	1 863
8243	Data processing schools -----	32	19 243	7 000	1 858	372
8244	Business and secretarial schools -----	12	12 192	5 202	1 259	242
8249	Vocational schools, n.e.c. -----	46	55 103	21 803	5 071	1 249
829	Schools and educational services, n.e.c. -----	187	(D)	(D)	(D)	GG
<b>83</b>	<b>Social services -----</b>	<b>928</b>	<b>345 371</b>	<b>151 364</b>	<b>35 555</b>	<b>11 637</b>
835	Child day care services -----	616	117 412	55 548	13 225	6 304
832, 3, 6, 9	Other social services -----	312	227 959	95 816	22 330	5 333
832	Individual and family social services -----	96	48 585	20 825	4 496	974
833	Job training and vocational rehabilitation services -----	51	50 201	25 083	5 937	1 077
836	Residential care -----	135	120 879	47 140	11 246	3 143
839	Social services, n.e.c. -----	30	8 294	2 768	651	139

**Table 7a. Summary Statistics for Firms Subject to Federal Income Tax for Metropolitan Areas: 1992—Con.**

[Includes only establishments with payroll. For meaning of abbreviations and symbols, see introductory text. For explanation of terms and comparability of 1987 and 1992 censuses, see appendix A. For definitions of CMSA's, MSA's, and PMSA's, see appendix D]

SIC code	Geographic area and kind of business or operation	Establishments (number)	Receipts (\$1,000)	Annual payroll (\$1,000)	First-quarter payroll (\$1,000)	Paid employees for pay period including March 12 (number)
<b>PHILADELPHIA—WILMINGTON—ATLANTIC CITY, PA—NJ—DE—MD CMSA—Con.</b>						
<b>Philadelphia, PA—NJ PMSA—Con.</b>						
<b>87 ex. 8733</b>	<b>Engineering, accounting, research, management, and related services (except noncommercial research organizations) -----</b>	<b>4 799</b>	<b>6 224 438</b>	<b>2 327 488</b>	<b>555 051</b>	<b>65 344</b>
871	Engineering, architectural, and surveying services -----	1 356	2 793 812	962 428	230 020	24 893
8711	Engineering services -----	938	2 417 474	789 235	192 434	20 272
8712	Architectural services -----	343	341 554	155 903	33 699	4 034
8713	Surveying services -----	75	34 784	17 290	3 887	587
872	Accounting, auditing, and bookkeeping services -----	1 349	857 432	339 239	80 226	11 205
873 ex. 8733	Research, development, and testing services (except noncommercial research organizations) -----	326	714 002	304 983	77 121	9 424
8731	Commercial physical and biological research -----	82	323 239	132 072	34 362	2 619
8731 pt.	Commercial physical research -----	44	61 691	27 401	6 872	685
8731 pt.	Commercial medical and biological research -----	38	261 548	104 671	27 490	1 934
8732	Commercial economic, sociological, and educational research -----	155	301 320	134 288	34 092	5 400
8734	Testing laboratories -----	89	89 443	38 623	8 667	1 405
874	Management and public relations services -----	1 768	1 859 192	720 838	167 684	19 822
8741	Management services -----	488	1 082 111	376 445	88 321	11 431
8742	Management consulting services -----	893	592 895	269 824	62 911	6 147
8743	Public relations services -----	80	41 194	17 569	3 832	438
8744	Facilities support management services -----	21	31 254	14 172	3 253	543
8748	Business consulting services, n.e.c. -----	286	111 738	42 828	9 367	1 263
<b>89</b>	<b>Services, n.e.c. -----</b>	<b>373</b>	<b>282 783</b>	<b>100 347</b>	<b>21 511</b>	<b>2 434</b>
8999 pt.	Scientific and related consulting services, except environmental -----	85	44 527	23 312	4 528	451
8999 pt.	Other services -----	288	238 256	77 035	16 983	1 983
8999 pt.	Environmental consulting -----	130	201 823	64 448	14 550	1 563
8999 pt.	Authors, composers, and other arts-related services -----	44	14 576	4 887	1 168	99
8999 pt.	Other services, n.e.c. -----	114	21 857	7 700	1 265	321
<b>Vineland—Millville—Bridgeton, NJ PMSA</b>						
	<b>Total -----</b>	<b>774</b>	<b>317 717</b>	<b>125 211</b>	<b>27 670</b>	<b>5 782</b>
<b>70 ex. 704</b>	<b>Hotels, rooming houses, camps, and other lodging places (except membership lodging) -----</b>	<b>10</b>	<b>(D)</b>	<b>(D)</b>	<b>(D)</b>	<b>EE</b>
7011	Hotels and motels -----	9	8 438	2 780	646	393
7011 pt.	Hotels -----	4	1 858	445	90	39
7011 pt.	Motels, motor hotels, and tourist courts -----	5	6 580	2 335	556	354
702, 3	Other lodging places -----	1	(D)	(D)	(D)	AA
<b>72</b>	<b>Personal services -----</b>	<b>116</b>	<b>24 682</b>	<b>7 971</b>	<b>1 833</b>	<b>699</b>
721	Laundry, cleaning, and garment services -----	32	12 084	4 039	905	289
7211	Power laundries, family and commercial* -----	1	(D)	(D)	(D)	CC
7213	Linen supply* -----	5	(D)	(D)	(D)	AA
7215	Coin-operated laundries and drycleaning -----	10	1 108	312	74	43
7216	Drycleaning plants, except rug cleaning* -----	9	1 230	424	88	39
7217	Carpet and upholstery cleaning -----	4	2 436	380	141	49
7218	Industrial launderers* -----	1	(D)	(D)	(D)	BB
7212, 9	Other laundry, cleaning, and garment services* -----	2	(D)	(D)	(D)	AA
722	Photographic studios, portrait -----	4	710	202	45	22
723, 4	Beauty and barber shops -----	61	5 633	2 256	526	254
723	Beauty shops -----	56	5 452	2 179	500	245
724	Barber shops -----	5	181	77	26	9
725	Shoe repair shops and shoeshine parlors -----	1	(D)	(D)	(D)	AA
726	Funeral service and crematories -----	10	4 664	958	191	38
729	Miscellaneous personal services -----	8	(D)	(D)	(D)	BB
<b>73</b>	<b>Business services -----</b>	<b>99</b>	<b>48 209</b>	<b>18 176</b>	<b>4 147</b>	<b>1 115</b>
731	Advertising -----	3	(D)	(D)	(D)	AA
732	Consumer credit reporting agencies, mercantile reporting agencies, and adjustment and collection agencies -----	8	3 366	1 863	455	59
733	Mailing, reproduction, commercial art and photography, and stenographic services -----	8	4 469	2 260	447	152
734	Services to dwellings and other buildings -----	20	4 696	1 749	397	131
735	Miscellaneous equipment rental and leasing -----	15	19 358	4 043	951	175
736	Personnel supply services -----	6	3 490	2 078	485	165
737	Computer programming, data processing, and other computer related services -----	9	1 963	990	220	38
7371, 2, 3	Computer programming, prepackaged software, and integrated systems -----	4	371	133	32	7
7374, 5, 6	Data processing services -----	2	(D)	(D)	(D)	AA
7377, 8, 9	Computer rental and leasing, maintenance, and related services, n.e.c. -----	3	(D)	(D)	(D)	AA
738	Miscellaneous business services -----	30	(D)	(D)	(D)	EE

**Table 7a. Summary Statistics for Firms Subject to Federal Income Tax for Metropolitan Areas: 1992—Con.**

[Includes only establishments with payroll. For meaning of abbreviations and symbols, see introductory text. For explanation of terms and comparability of 1987 and 1992 censuses, see appendix A. For definitions of CMSA's, MSA's, and PMSA's, see appendix D]

SIC code	Geographic area and kind of business or operation	Establishments (number)	Receipts (\$1,000)	Annual payroll (\$1,000)	First-quarter payroll (\$1,000)	Paid employees for pay period including March 12 (number)
	<b>PHILADELPHIA-WILMINGTON-ATLANTIC CITY, PA-NJ-DE-MD CMSA—Con.</b>					
	<b>Vineland-Millville-Bridgeton, NJ PMSA—Con.</b>					
<b>75</b>	<b>Automotive repair, services, and parking -----</b>	<b>87</b>	<b>22 173</b>	<b>5 767</b>	<b>1 397</b>	<b>297</b>
751	Automotive rental and leasing, without drivers -----	—	—	—	—	—
752	Automobile parking -----	—	—	—	—	—
753	Automotive repair shops -----	78	20 748	5 312	1 301	266
7532	Top, body, and upholstery repair shops and paint shops -----	24	8 489	2 677	673	122
7538	General automotive repair shops -----	38	7 952	1 454	346	87
7533, 4, 6, 7, 9	Other automotive repair shops -----	16	4 307	1 181	282	57
754	Automotive services, except repair -----	9	1 425	455	96	31
<b>76</b>	<b>Miscellaneous repair services -----</b>	<b>30</b>	<b>14 930</b>	<b>4 279</b>	<b>1 063</b>	<b>194</b>
762	Electrical repair shops -----	11	3 513	1 339	307	65
7622	Radio and television repair shops -----	3	630	187	44	12
7623, 9	Other electrical and electronic repair shops -----	8	2 883	1 152	263	53
763	Watch, clock, and jewelry repair -----	1	(D)	(D)	(D)	AA
764	Reupholstery and furniture repair -----	4	(D)	(D)	(D)	AA
769	Miscellaneous repair and related services -----	14	(D)	(D)	(D)	CC
<b>78, 79, 84</b>	<b>Amusement and recreation services, including motion pictures and museums -----</b>	<b>40</b>	<b>9 094</b>	<b>1 645</b>	<b>383</b>	<b>193</b>
781, 2	Motion picture production, distribution, and services -----	1	(D)	(D)	(D)	AA
783	Motion picture theaters -----	2	(D)	(D)	(D)	BB
784	Video tape rental -----	9	1 858	252	67	50
792	Theatrical producers (except motion picture), bands, orchestras, and entertainers -----	1	(D)	(D)	(D)	AA
793	Bowling centers -----	3	(D)	(D)	(D)	BB
79 ex. 792, 3; 84	Commercial sports and other amusement and recreation services, including museums -----	24	3 681	612	138	69
<b>80</b>	<b>Health services -----</b>	<b>216</b>	<b>128 898</b>	<b>56 403</b>	<b>12 163</b>	<b>1 784</b>
801	Offices and clinics of doctors of medicine -----	111	64 509	32 412	6 660	670
802	Offices and clinics of dentists -----	42	15 309	7 260	1 611	257
803	Offices and clinics of doctors of osteopathy -----	8	(D)	(D)	(D)	BB
804	Offices and clinics of other health practitioners -----	41	14 503	4 573	1 075	227
805	Nursing and personal care facilities -----	5	23 202	7 029	1 673	481
806	Hospitals -----	—	—	—	—	—
807, 8, 9	Other health services -----	9	(D)	(D)	(D)	BB
<b>81</b>	<b>Legal services -----</b>	<b>78</b>	<b>35 668</b>	<b>15 818</b>	<b>3 257</b>	<b>510</b>
<b>823, 4, 9</b>	<b>Selected educational services -----</b>	<b>3</b>	<b>(D)</b>	<b>(D)</b>	<b>(D)</b>	<b>AA</b>
<b>83</b>	<b>Social services -----</b>	<b>24</b>	<b>4 375</b>	<b>1 860</b>	<b>429</b>	<b>193</b>
835	Child day care services -----	21	(D)	(D)	(D)	CC
832, 3, 6, 9	Other social services -----	3	(D)	(D)	(D)	BB
<b>87 ex. 8733</b>	<b>Engineering, accounting, research, management, and related services (except noncommercial research organizations) -----</b>	<b>69</b>	<b>18 930</b>	<b>10 073</b>	<b>2 261</b>	<b>373</b>
871	Engineering, architectural, and surveying services -----	25	6 044	2 763	562	102
872	Accounting, auditing, and bookkeeping services -----	34	(D)	(D)	(D)	CC
873 ex. 8733	Research, development, and testing services (except noncommercial research organizations) -----	1	(D)	(D)	(D)	AA
874	Management and public relations services -----	9	3 420	2 863	719	114
<b>89</b>	<b>Services, n.e.c. -----</b>	<b>2</b>	<b>(D)</b>	<b>(D)</b>	<b>(D)</b>	<b>AA</b>
	<b>Wilmington-Newark, DE-MD PMSA</b>					
	<b>Total -----</b>	<b>4 098</b>	<b>2 399 303</b>	<b>1 004 224</b>	<b>222 853</b>	<b>44 388</b>
	(See appropriate State for SIC detail.)					

**Table 7b. Summary Statistics for Firms Exempt From Federal Income Tax for Metropolitan Areas: 1992**

[Includes only establishments with payroll. For meaning of abbreviations and symbols, see introductory text. For explanation of terms and comparability of 1987 and 1992 censuses, see appendix A. For definitions of CMSA's, MSA's, and PMSA's, see appendix D]

SIC code	Geographic area and kind of business or operation	Establishments (number)	Revenue (\$1,000)	Annual payroll (\$1,000)	First-quarter payroll (\$1,000)	Paid employees for pay period including March 12 (number)
	<b>NEW YORK-NORTHERN NEW JERSEY-LONG ISLAND, NY-NJ-CT-PA CMSA</b>					
	<b>Total</b>	<b>15 008</b>	<b>52 822 858</b>	<b>24 483 198</b>	<b>5 941 670</b>	<b>869 864</b>
<b>7032, 704</b>	<b>Camps and membership lodging</b>	<b>83</b>	<b>(D)</b>	<b>(D)</b>	<b>(D)</b>	<b>FF</b>
7032	Sporting and recreational camps	58	34 499	10 326	1 250	348
704	Organization hotels and lodging houses, on membership basis	25	(D)	(D)	(D)	EE
<b>792, 7991 pt., 7997, 7999 pt., 84</b>	<b>Selected amusement, recreation, and related services</b>	<b>1 250</b>	<b>(D)</b>	<b>(D)</b>	<b>(D)</b>	<b>KK</b>
792	Theatrical producers (except motion picture), bands, orchestras, and entertainers	376	572 523	249 194	67 659	12 680
7922	Theatrical producers (except motion picture) and miscellaneous theatrical services	208	(D)	(D)	(D)	II
7922 pt.	Producers of live theatrical productions	155	127 592	50 562	12 943	3 498
7922 pt.	Producers of radio and television shows, except tape	7	(D)	(D)	(D)	BB
7922 pt.	Artists' and entertainers' managers or agents, concert bureaus, booking agents	13	5 920	1 075	226	41
7922 pt.	Other theatrical services	33	165 543	66 407	14 934	2 316
7929	Bands, orchestras, actors, and other entertainers and entertainment groups	168	(D)	(D)	(D)	II
7929 pt.	Dance groups and artists	59	60 578	25 268	7 257	1 209
7929 pt.	Symphony orchestras, opera companies, and chamber music organizations	70	194 699	100 900	31 156	5 333
7929 pt.	Other music groups and artists	28	(D)	(D)	(D)	CC
7929 pt.	Other entertainers and entertainment groups	11	(D)	(D)	(D)	BB
7991 pt., 7997	Gymnasiums, athletic clubs, and membership sports and recreation clubs	602	704 681	281 326	48 220	11 827
7991 pt.	Gymnasiums and athletic clubs	15	41 200	16 151	4 112	884
7997	Membership sports and recreation clubs	587	663 481	265 175	44 108	10 943
7999 pt.	Fairs	7	(D)	(D)	(D)	BB
84	Museums, art galleries, and botanical and zoological gardens	265	581 287	239 994	55 932	11 634
841	Museums and art galleries	229	(D)	(D)	(D)	II
842	Arboreta and botanical or zoological gardens	36	(D)	(D)	(D)	GG
<b>8011 pt., 8021 pt., 805, 6, 8, 9</b>	<b>Selected health services</b>	<b>1 622</b>	<b>36 495 160</b>	<b>18 903 968</b>	<b>4 627 883</b>	<b>598 867</b>
8011 pt., 8021 pt.	Clinics of doctors of medicine and dentists	137	(D)	(D)	(D)	JJ
8011 pt.	General medical clinics	132	(D)	(D)	(D)	JJ
8021 pt.	Dental clinics	5	1 803	1 303	236	44
805	Nursing and personal care facilities	533	(D)	(D)	(D)	LL
8051	Skilled nursing care facilities	202	2 118 874	1 107 119	265 372	45 032
8052	Intermediate care facilities	304	340 987	182 425	46 288	10 779
8059	Nursing and personal care facilities, n.e.c.	27	(D)	(D)	(D)	FF
806	Hospitals	282	(D)	(D)	(D)	MM
8062	General medical and surgical hospitals	210	27 449 248	13 745 244	3 381 961	400 654
8062 pt.	General medical and surgical hospitals, nongovernment	180	22 098 635	10 793 708	2 634 410	322 507
8062 pt.	General medical and surgical hospitals, government	30	5 350 613	2 951 536	747 551	78 147
8063, 9	Specialty hospitals	72	(D)	(D)	(D)	LL
8063	Psychiatric hospitals	44	1 715 523	1 246 341	307 075	36 883
8063 pt.	Psychiatric hospitals, nongovernment	13	(D)	(D)	(D)	II
8063 pt.	Psychiatric hospitals, government	31	(D)	(D)	(D)	KK
8069	Specialty hospitals, except psychiatric	28	(D)	(D)	(D)	JJ
8069 pt.	Specialty hospitals, except psychiatric; nongovernment	21	(D)	(D)	(D)	JJ
8069 pt.	Specialty hospitals, except psychiatric; government	7	(D)	(D)	(D)	II
808, 9	Other health services	670	(D)	(D)	(D)	LL
808	Home health care services	190	(D)	(D)	(D)	LL
809	Miscellaneous health and allied services, n.e.c.	480	(D)	(D)	(D)	JJ
8092	Kidney dialysis centers	8	(D)	(D)	(D)	EE
8093	Specialty outpatient facilities, n.e.c.	415	541 828	283 822	69 101	12 875
8099	Health and allied services, n.e.c.	57	(D)	(D)	(D)	HH
<b>8111 pt.</b>	<b>Legal aid societies and similar legal services</b>	<b>135</b>	<b>243 198</b>	<b>151 783</b>	<b>36 884</b>	<b>3 956</b>
<b>823, 4, 9</b>	<b>Selected educational services</b>	<b>686</b>	<b>606 536</b>	<b>201 432</b>	<b>48 269</b>	<b>11 918</b>
823	Libraries	248	(D)	(D)	(D)	II
824	Vocational schools	77	(D)	(D)	(D)	FF
8243	Data processing schools	1	(D)	(D)	(D)	BB
8244	Business and secretarial schools	8	(D)	(D)	(D)	BB
8249	Vocational schools, n.e.c.	68	35 315	12 231	3 064	638
829	Schools and educational services, n.e.c.	361	(D)	(D)	(D)	II
<b>83</b>	<b>Social services</b>	<b>6 597</b>	<b>7 989 246</b>	<b>2 715 349</b>	<b>644 292</b>	<b>151 571</b>
835	Child day care services	1 410	(D)	(D)	(D)	JJ
832, 3, 6, 9	Other social services	5 187	(D)	(D)	(D)	MM
832	Individual and family social services	2 292	(D)	(D)	(D)	LL
833	Job training and vocational rehabilitation services	386	(D)	(D)	(D)	JJ
836	Residential care	1 094	(D)	(D)	(D)	KK
839	Social services, n.e.c.	1 415	3 140 520	650 983	147 624	27 708
<b>861, 2, 4, 9</b>	<b>Selected membership organizations</b>	<b>4 108</b>	<b>3 631 428</b>	<b>1 027 974</b>	<b>245 920</b>	<b>45 390</b>
861	Business associations	832	(D)	(D)	(D)	II
864	Civic, social, and fraternal associations	2 210	(D)	(D)	(D)	KK
862, 9	Other membership organizations	1 066	(D)	(D)	(D)	JJ
862	Professional membership organizations	431	(D)	(D)	(D)	HH
869	Membership organizations, n.e.c.	635	(D)	(D)	(D)	II

**Table 7b. Summary Statistics for Firms Exempt From Federal Income Tax for Metropolitan Areas: 1992—Con.**

[Includes only establishments with payroll. For meaning of abbreviations and symbols, see introductory text. For explanation of terms and comparability of 1987 and 1992 censuses, see appendix A. For definitions of CMSA's, MSA's, and PMSA's, see appendix D]

SIC code	Geographic area and kind of business or operation	Establishments (number)	Revenue (\$1,000)	Annual payroll (\$1,000)	First-quarter payroll (\$1,000)	Paid employees for pay period including March 12 (number)
<b>NEW YORK—NORTHERN NEW JERSEY—LONG ISLAND, NY—NJ—CT—PA CMSA—Con.</b>						
<b>873, 4 ex. 8744</b>	<b>Research, testing, and consulting services, except facilities support management services</b> -----	<b>527</b>	<b>1 939 599</b>	<b>694 581</b>	<b>163 804</b>	<b>21 246</b>
873	Research, development, and testing services -----	394	1 254 851	520 236	123 301	16 649
8731	Commercial physical and biological research -----	30	337 097	183 749	44 743	4 037
8732	Commercial economic, sociological, and educational research -----	52	(D)	(D)	(D)	EE
8733	Noncommercial research organizations -----	304	843 075	298 471	69 428	11 321
8734	Testing laboratories -----	8	(D)	(D)	(D)	FF
874 ex. 8744	Management and public relations services, except facilities support management services -----	133	684 748	174 345	40 503	4 597
8741	Management services -----	33	(D)	(D)	(D)	FF
8742	Management consulting services -----	37	31 797	12 958	2 322	206
8743	Public relations services -----	11	3 187	1 098	280	36
8748	Business consulting services, n.e.c. -----	52	(D)	(D)	(D)	HH
<b>Bergen—Passaic, NJ PMSA</b>						
	<b>Total</b> -----	<b>685</b>	<b>1 999 677</b>	<b>929 709</b>	<b>230 330</b>	<b>34 902</b>
<b>7032, 704</b>	<b>Camps and membership lodging</b> -----	<b>3</b>	<b>(D)</b>	<b>(D)</b>	<b>(D)</b>	<b>AA</b>
<b>792, 7991 pt., 7997, 7999 pt., 84</b>	<b>Selected amusement, recreation, and related services</b> -----	<b>57</b>	<b>53 805</b>	<b>21 955</b>	<b>3 694</b>	<b>934</b>
<b>8011 pt.; 8021 pt.; 805, 6, 8, 9</b>	<b>Selected health services</b> -----	<b>55</b>	<b>1 607 764</b>	<b>795 333</b>	<b>199 462</b>	<b>26 898</b>
8011 pt., 8021 pt. 805	Clinics of doctors of medicine and dentists -----	4	3 836	2 524	606	81
	Nursing and personal care facilities -----	10	45 436	25 731	6 209	1 280
806	Hospitals -----	15	1 485 113	727 820	183 259	23 389
8062	General medical and surgical hospitals -----	13	(D)	(D)	(D)	JJ
8063, 9	Specialty hospitals -----	2	(D)	(D)	(D)	FF
808, 9	Other health services -----	26	73 379	39 258	9 388	2 148
<b>8111 pt.</b>	<b>Legal aid societies and similar legal services</b> -----	<b>3</b>	<b>(D)</b>	<b>(D)</b>	<b>(D)</b>	<b>BB</b>
<b>823, 4, 9</b>	<b>Selected educational services</b> -----	<b>25</b>	<b>7 336</b>	<b>3 197</b>	<b>760</b>	<b>278</b>
<b>83</b>	<b>Social services</b> -----	<b>266</b>	<b>203 523</b>	<b>70 177</b>	<b>16 848</b>	<b>4 523</b>
835	Child day care services -----	79	25 131	13 704	3 317	1 140
832, 3, 6, 9	Other social services -----	187	178 392	56 473	13 531	3 383
832	Individual and family social services -----	70	37 725	18 619	4 716	1 213
833	Job training and vocational rehabilitation services -----	19	60 732	9 731	2 284	457
836	Residential care -----	55	34 449	16 990	3 960	1 045
839	Social services, n.e.c. -----	43	45 486	11 133	2 571	668
<b>861, 2, 4, 9</b>	<b>Selected membership organizations</b> -----	<b>263</b>	<b>118 727</b>	<b>35 364</b>	<b>8 769</b>	<b>2 165</b>
861	Business associations -----	43	29 222	8 879	2 192	257
864	Civic, social, and fraternal associations -----	162	46 915	16 059	3 713	1 438
862, 9	Other membership organizations -----	58	42 590	10 426	2 864	470
<b>873, 4 ex. 8744</b>	<b>Research, testing, and consulting services, except facilities support management services</b> -----	<b>13</b>	<b>5 610</b>	<b>1 920</b>	<b>405</b>	<b>52</b>
873	Research, development, and testing services -----	10	(D)	(D)	(D)	BB
874 ex. 8744	Management and public relations services, except facilities support management services -----	3	(D)	(D)	(D)	AA
<b>Bridgeport, CT PMSA</b>						
	<b>Total</b> -----	<b>323</b>	<b>741 732</b>	<b>352 807</b>	<b>87 728</b>	<b>14 109</b>
(See appropriate State for SIC detail.)						
<b>Danbury, CT PMSA</b>						
	<b>Total</b> -----	<b>186</b>	<b>375 171</b>	<b>180 997</b>	<b>44 425</b>	<b>7 048</b>
(See appropriate State for SIC detail.)						
<b>Dutchess County, NY PMSA</b>						
	<b>Total</b> -----	<b>298</b>	<b>572 268</b>	<b>280 423</b>	<b>68 755</b>	<b>11 729</b>
(See appropriate State for SIC detail.)						

**Table 7b. Summary Statistics for Firms Exempt From Federal Income Tax for Metropolitan Areas: 1992—Con.**

[Includes only establishments with payroll. For meaning of abbreviations and symbols, see introductory text. For explanation of terms and comparability of 1987 and 1992 censuses, see appendix A. For definitions of CMSA's, MSA's, and PMSA's, see appendix D]

SIC code	Geographic area and kind of business or operation	Establishments (number)	Revenue (\$1,000)	Annual payroll (\$1,000)	First-quarter payroll (\$1,000)	Paid employees for pay period including March 12 (number)
<b>NEW YORK—NORTHERN NEW JERSEY—LONG ISLAND, NY—NJ—CT—PA CMSA—Con.</b>						
<b>Jersey City, NJ PMSA</b>						
	<b>Total .....</b>	<b>212</b>	<b>812 704</b>	<b>381 990</b>	<b>94 501</b>	<b>15 166</b>
7032, 704	Camps and membership lodging .....	3	(D)	(D)	(D)	BB
792, 7991 pt., 7997, 7999 pt., 84	Selected amusement, recreation, and related services .....	7	(D)	(D)	(D)	BB
8011 pt.; 8021 pt.; 805, 6, 8, 9	Selected health services .....	30	680 507	327 782	81 677	10 988
8111 pt.	Legal aid societies and similar legal services .....	2	(D)	(D)	(D)	BB
823, 4, 9	Selected educational services .....	5	3 664	1 740	404	91
83	Social services .....	93	80 154	38 228	8 861	3 277
835	Child day care services .....	20	9 345	4 078	956	297
832, 3, 6, 9	Other social services .....	73	70 809	34 150	7 905	2 980
861, 2, 4, 9	Selected membership organizations .....	69	37 207	9 931	2 399	569
873, 4 ex. 8744	Research, testing, and consulting services, except facilities support management services .....	3	3 954	415	93	48
<b>Middlesex—Somerset—Hunterdon, NJ PMSA</b>						
	<b>Total .....</b>	<b>567</b>	<b>1 551 538</b>	<b>737 797</b>	<b>178 974</b>	<b>29 341</b>
7032, 704	Camps and membership lodging .....	4	(D)	(D)	(D)	AA
792, 7991 pt., 7997, 7999 pt., 84	Selected amusement, recreation, and related services .....	51	37 366	13 883	2 799	879
8011 pt.; 8021 pt.; 805, 6, 8, 9	Selected health services .....	61	1 196 567	608 711	148 970	21 152
8011 pt., 8021 pt., 805	Clinics of doctors of medicine and dentists .....	6	(D)	(D)	(D)	CC
	Nursing and personal care facilities .....	13	(D)	(D)	(D)	GG
806	Hospitals .....	16	1 095 557	561 603	137 649	18 897
8062	General medical and surgical hospitals .....	8	789 910	354 836	88 398	12 472
8063, 9	Specialty hospitals .....	8	305 647	206 767	49 251	6 425
808, 9	Other health services .....	26	46 696	21 235	4 992	883
8111 pt.	Legal aid societies and similar legal services .....	8	(D)	(D)	(D)	BB
823, 4, 9	Selected educational services .....	19	3 533	1 135	312	173
83	Social services .....	214	168 897	73 653	17 374	5 259
835	Child day care services .....	43	17 644	9 680	2 240	1 015
832, 3, 6, 9	Other social services .....	171	151 253	63 973	15 134	4 244
832	Individual and family social services .....	67	43 300	19 863	4 714	1 275
833	Job training and vocational rehabilitation services .....	17	19 880	9 597	2 239	829
836	Residential care .....	41	37 185	18 938	4 316	1 414
839	Social services, n.e.c. ....	46	50 888	15 575	3 865	726
861, 2, 4, 9	Selected membership organizations .....	188	127 229	34 672	8 248	1 723
861	Business associations .....	46	45 629	13 364	3 158	380
864	Civic, social, and fraternal associations .....	94	30 444	9 754	2 333	909
862, 9	Other membership organizations .....	48	51 156	11 554	2 757	434
873, 4 ex. 8744	Research, testing, and consulting services, except facilities support management services .....	22	8 494	3 116	686	82
873	Research, development, and testing services .....	12	(D)	(D)	(D)	BB
874 ex. 8744	Management and public relations services, except facilities support management services .....	10	(D)	(D)	(D)	BB

**SERVICE INDUSTRIES—GEOGRAPHIC AREA SERIES**

**NEW JERSEY NJ—165**



**Table 7b. Summary Statistics for Firms Exempt From Federal Income Tax for Metropolitan Areas: 1992—Con.**

[Includes only establishments with payroll. For meaning of abbreviations and symbols, see introductory text. For explanation of terms and comparability of 1987 and 1992 censuses, see appendix A. For definitions of CMSA's, MSA's, and PMSA's, see appendix D]

SIC code	Geographic area and kind of business or operation	Establishments (number)	Revenue (\$1,000)	Annual payroll (\$1,000)	First-quarter payroll (\$1,000)	Paid employees for pay period including March 12 (number)
<b>NEW YORK—NORTHERN NEW JERSEY—LONG ISLAND, NY—NJ—CT—PA CMSA—Con.</b>						
<b>Monmouth—Ocean, NJ PMSA</b>						
	<b>Total .....</b>	<b>529</b>	<b>1 364 999</b>	<b>614 238</b>	<b>146 074</b>	<b>25 658</b>
7032, 704	Camps and membership lodging .....	3	(D)	(D)	(D)	BB
792, 7991 pt., 7997, 7999 pt., 84	Selected amusement, recreation, and related services .....	59	31 330	11 974	2 092	766
8011 pt.; 8021 pt.; 805, 6, 8, 9	Selected health services .....	61	1 163 646	535 288	128 034	20 296
8011 pt., 8021 pt., 805	Clinics of doctors of medicine and dentists .....	1	(D)	(D)	(D)	AA
	Nursing and personal care facilities .....	12	67 092	31 429	6 925	1 794
806	Hospitals .....	14	1 050 829	478 168	115 180	17 119
8062	General medical and surgical hospitals .....	11	(D)	(D)	(D)	JJ
8063, 9	Specialty hospitals .....	3	(D)	(D)	(D)	GG
808, 9	Other health services .....	34	(D)	(D)	(D)	GG
8111 pt.	Legal aid societies and similar legal services .....	2	(D)	(D)	(D)	BB
823, 4, 9	Selected educational services .....	15	(D)	(D)	(D)	CC
83	Social services .....	204	117 118	51 668	12 521	3 554
835	Child day care services .....	33	9 468	4 585	1 123	469
832, 3, 6, 9	Other social services .....	171	107 650	47 083	11 398	3 085
832	Individual and family social services .....	68	39 120	19 748	4 816	1 309
833	Job training and vocational rehabilitation services .....	22	15 046	6 270	1 500	582
836	Residential care .....	41	28 972	13 526	3 149	782
839	Social services, n.e.c. ....	40	24 512	7 539	1 933	412
861, 2, 4, 9	Selected membership organizations .....	177	39 068	10 882	2 344	813
861	Business associations .....	37	11 109	2 653	613	125
864	Civic, social, and fraternal associations .....	98	18 363	5 181	1 055	514
862, 9	Other membership organizations .....	42	9 596	3 048	676	174
873, 4 ex. 8744	Research, testing, and consulting services, except facilities support management services .....	8	7 329	1 419	331	48
873	Research, development, and testing services .....	5	(D)	(D)	(D)	BB
874 ex. 8744	Management and public relations services, except facilities support management services .....	3	(D)	(D)	(D)	AA
<b>Nassau—Suffolk, NY PMSA</b>						
	<b>Total .....</b>	<b>1 620</b>	<b>5 103 659</b>	<b>2 571 649</b>	<b>628 329</b>	<b>88 859</b>
(See appropriate State for SIC detail.)						
<b>New Haven—Meriden, CT PMSA</b>						
	<b>Total .....</b>	<b>565</b>	<b>1 541 483</b>	<b>664 102</b>	<b>161 321</b>	<b>24 852</b>
(See appropriate State for SIC detail.)						
<b>New York, NY PMSA</b>						
	<b>Total .....</b>	<b>7 358</b>	<b>31 445 645</b>	<b>14 523 610</b>	<b>3 517 255</b>	<b>495 837</b>
(See appropriate State for SIC detail.)						

**Table 7b. Summary Statistics for Firms Exempt From Federal Income Tax for Metropolitan Areas: 1992—Con.**

[Includes only establishments with payroll. For meaning of abbreviations and symbols, see introductory text. For explanation of terms and comparability of 1987 and 1992 censuses, see appendix A. For definitions of CMSA's, MSA's, and PMSA's, see appendix D]

SIC code	Geographic area and kind of business or operation	Establishments (number)	Revenue (\$1,000)	Annual payroll (\$1,000)	First-quarter payroll (\$1,000)	Paid employees for pay period including March 12 (number)
	<b>NEW YORK—NORTHERN NEW JERSEY—LONG ISLAND, NY—NJ—CT—PA CMSA—Con.</b>					
	<b>Newark, NJ PMSA</b>					
	<b>Total .....</b>	<b>1 356</b>	<b>4 321 336</b>	<b>1 966 664</b>	<b>476 404</b>	<b>73 496</b>
<b>7032, 704</b>	<b>Camps and membership lodging .....</b>	<b>15</b>	<b>5 317</b>	<b>1 433</b>	<b>216</b>	<b>79</b>
7032	Sporting and recreational camps .....	11	4 765	1 358	203	69
704	Organization hotels and lodging houses, on membership basis .....	4	552	75	13	10
<b>792, 7991 pt., 7997, 7999 pt., 84</b>	<b>Selected amusement, recreation, and related services .....</b>	<b>102</b>	<b>117 386</b>	<b>48 230</b>	<b>9 453</b>	<b>2 414</b>
792	Theatrical producers (except motion picture), bands, orchestras, and entertainers .....	27	29 499	11 382	2 593	658
7922	Theatrical producers (except motion picture) and miscellaneous theatrical services .....	13	17 967	7 204	1 459	481
7922 pt.	Producers of live theatrical productions .....	11	(D)	(D)	(D)	EE
7922 pt.	Producers of radio and television shows, except tape .....	—	—	—	—	—
7922 pt.	Artists' and entertainers' managers or agents, concert bureaus, booking agents .....	1	(D)	(D)	(D)	AA
7922 pt.	Other theatrical services .....	1	(D)	(D)	(D)	BB
7929	Bands, orchestras, actors, and other entertainers and entertainment groups .....	14	11 532	4 178	1 134	177
7929 pt.	Dance groups and artists .....	3	1 369	431	123	25
7929 pt.	Symphony orchestras, opera companies, and chamber music organizations .....	6	(D)	(D)	(D)	CC
7929 pt.	Other music groups and artists .....	3	632	162	58	7
7929 pt.	Other entertainers and entertainment groups .....	2	(D)	(D)	(D)	AA
7991 pt., 7997	Gymnasiums, athletic clubs, and membership sports and recreation clubs .....	57	70 315	29 557	5 418	1 336
7991 pt.	Gymnasiums and athletic clubs .....	—	—	—	—	—
7997	Membership sports and recreation clubs .....	57	70 315	29 557	5 418	1 336
7999 pt.	Fairs .....	1	(D)	(D)	(D)	AA
84	Museums, art galleries, and botanical and zoological gardens .....	17	(D)	(D)	(D)	EE
841	Museums and art galleries .....	14	(D)	(D)	(D)	EE
842	Arboreta and botanical or zoological gardens .....	3	(D)	(D)	(D)	AA
<b>8011 pt.; 8021 pt.; 805, 6, 8, 9</b>	<b>Selected health services .....</b>	<b>135</b>	<b>3 484 421</b>	<b>1 641 790</b>	<b>400 877</b>	<b>54 133</b>
8011 pt., 8021 pt.	Clinics of doctors of medicine and dentists .....	7	58 360	17 958	4 201	617
8011 pt.	General medical clinics .....	7	58 360	17 958	4 201	617
8021 pt.	Dental clinics .....	—	—	—	—	—
805	Nursing and personal care facilities .....	39	126 683	67 303	15 599	2 996
8051	Skilled nursing care facilities .....	20	104 303	56 887	13 197	2 495
8052	Intermediate care facilities .....	13	8 785	4 398	1 057	205
8059	Nursing and personal care facilities, n.e.c. ....	6	13 595	6 018	1 345	296
806	Hospitals .....	36	3 204 229	1 507 902	369 699	47 677
8062	General medical and surgical hospitals .....	28	(D)	(D)	(D)	KK
8062 pt.	General medical and surgical hospitals, nongovernment .....	26	2 597 411	1 139 727	277 592	38 722
8062 pt.	General medical and surgical hospitals, government .....	2	(D)	(D)	(D)	II
8063, 9	Specialty hospitals .....	8	(D)	(D)	(D)	HH
8063	Psychiatric hospitals .....	2	(D)	(D)	(D)	GG
8063 pt.	Psychiatric hospitals, nongovernment .....	—	—	—	—	—
8063 pt.	Psychiatric hospitals, government .....	2	(D)	(D)	(D)	GG
8069	Specialty hospitals, except psychiatric .....	6	115 100	65 079	16 424	1 933
8069 pt.	Specialty hospitals, except psychiatric; nongovernment .....	5	(D)	(D)	(D)	GG
8069 pt.	Specialty hospitals, except psychiatric; government .....	1	(D)	(D)	(D)	EE
808, 9	Other health services .....	53	95 149	48 627	11 378	2 843
808	Home health care services .....	17	54 214	33 978	7 815	2 176
809	Miscellaneous health and allied services, n.e.c. ....	36	40 935	14 649	3 563	667
8092	Kidney dialysis centers .....	—	—	—	—	—
8093	Specialty outpatient facilities, n.e.c. ....	29	(D)	(D)	(D)	EE
8099	Health and allied services, n.e.c. ....	7	(D)	(D)	(D)	CC
<b>8111 pt.</b>	<b>Legal aid societies and similar legal services .....</b>	<b>14</b>	<b>7 494</b>	<b>4 908</b>	<b>1 036</b>	<b>151</b>
<b>823, 4, 9</b>	<b>Selected educational services .....</b>	<b>59</b>	<b>16 630</b>	<b>6 219</b>	<b>1 551</b>	<b>489</b>
823	Libraries .....	10	2 122	732	187	66
824	Vocational schools .....	11	3 212	1 339	350	84
8243	Data processing schools .....	—	—	—	—	—
8244	Business and secretarial schools .....	—	—	—	—	—
8249	Vocational schools, n.e.c. ....	11	3 212	1 339	350	84
829	Schools and educational services, n.e.c. ....	38	11 296	4 148	1 014	339
<b>83</b>	<b>Social services .....</b>	<b>660</b>	<b>400 202</b>	<b>176 035</b>	<b>42 366</b>	<b>11 654</b>
835	Child day care services .....	171	62 389	35 149	8 469	2 727
832, 3, 6, 9	Other social services .....	489	337 813	140 886	33 897	8 927
832	Individual and family social services .....	238	130 997	62 394	15 500	4 157
833	Job training and vocational rehabilitation services .....	32	36 007	19 638	4 587	1 362
836	Residential care .....	95	72 088	34 532	8 051	2 151
839	Social services, n.e.c. ....	124	98 721	24 322	5 759	1 257

**Table 7b. Summary Statistics for Firms Exempt From Federal Income Tax for Metropolitan Areas: 1992—Con.**

[Includes only establishments with payroll. For meaning of abbreviations and symbols, see introductory text. For explanation of terms and comparability of 1987 and 1992 censuses, see appendix A. For definitions of CMSA's, MSA's, and PMSA's, see appendix D]

SIC code	Geographic area and kind of business or operation	Establishments (number)	Revenue (\$1,000)	Annual payroll (\$1,000)	First-quarter payroll (\$1,000)	Paid employees for pay period including March 12 (number)
	<b>NEW YORK—NORTHERN NEW JERSEY—LONG ISLAND, NY—NJ—CT—PA CMSA—Con.</b>					
	<b>Newark, NJ PMSA —Con.</b>					
<b>861, 2, 4, 9</b>	<b>Selected membership organizations -----</b>	<b>342</b>	<b>273 624</b>	<b>82 064</b>	<b>19 532</b>	<b>4 399</b>
861	Business associations -----	73	126 844	31 642	7 561	691
864	Civic, social, and fraternal associations -----	173	74 327	28 941	6 728	2 818
862, 9	Other membership organizations -----	96	72 453	21 481	5 243	890
862	Professional membership organizations -----	37	34 902	9 258	2 099	304
869	Membership organizations, n.e.c. -----	59	37 551	12 223	3 144	586
<b>873, 4 ex. 8744</b>	<b>Research, testing, and consulting services, except facilities support management services -----</b>	<b>29</b>	<b>16 262</b>	<b>5 985</b>	<b>1 373</b>	<b>177</b>
873	Research, development, and testing services -----	17	(D)	(D)	(D)	CC
8731	Commercial physical and biological research -----	2	(D)	(D)	(D)	AA
8732	Commercial economic, sociological, and educational research -----	1	(D)	(D)	(D)	AA
8733	Noncommercial research organizations -----	14	(D)	(D)	(D)	CC
8734	Testing laboratories -----	-	-	-	-	-
874 ex. 8744	Management and public relations services, except facilities support management services -----	12	(D)	(D)	(D)	BB
8741	Management services -----	2	(D)	(D)	(D)	AA
8742	Management consulting services -----	1	(D)	(D)	(D)	AA
8743	Public relations services -----	1	(D)	(D)	(D)	AA
8748	Business consulting services, n.e.c. -----	8	(D)	(D)	(D)	BB
	<b>Newburgh, NY—PA PMSA</b>					
	<b>Total -----</b>	<b>252</b>	<b>385 680</b>	<b>191 808</b>	<b>46 036</b>	<b>7 715</b>
	(See appropriate State for SIC detail.)					
	<b>Stamford—Norwalk, CT PMSA</b>					
	<b>Total -----</b>	<b>488</b>	<b>864 802</b>	<b>382 697</b>	<b>90 154</b>	<b>14 124</b>
	(See appropriate State for SIC detail.)					
	<b>Trenton, NJ PMSA</b>					
	<b>Total -----</b>	<b>421</b>	<b>1 360 553</b>	<b>525 432</b>	<b>126 799</b>	<b>20 197</b>
<b>7032, 704</b>	<b>Camps and membership lodging -----</b>	<b>1</b>	<b>(D)</b>	<b>(D)</b>	<b>(D)</b>	<b>BB</b>
<b>792, 7991 pt., 7997, 7999 pt., 84</b>	<b>Selected amusement, recreation, and related services -----</b>	<b>25</b>	<b>18 083</b>	<b>7 406</b>	<b>1 263</b>	<b>496</b>
<b>8011 pt.; 8021 pt.; 805, 6, 8, 9</b>	<b>Selected health services -----</b>	<b>38</b>	<b>576 258</b>	<b>296 294</b>	<b>72 054</b>	<b>10 671</b>
8011 pt., 8021 pt., 805	Clinics of doctors of medicine and dentists -----	3	(D)	(D)	(D)	BB
806	Nursing and personal care facilities -----	9	(D)	(D)	(D)	FF
8062	Hospitals -----	9	516 728	265 806	65 059	9 184
8063, 9	General medical and surgical hospitals -----	6	463 238	232 351	56 761	7 863
	Specialty hospitals -----	3	53 490	33 455	8 298	1 321
808, 9	Other health services -----	17	28 150	14 127	3 381	734
<b>8111 pt.</b>	<b>Legal aid societies and similar legal services -----</b>	<b>5</b>	<b>(D)</b>	<b>(D)</b>	<b>(D)</b>	<b>BB</b>
<b>823, 4, 9</b>	<b>Selected educational services -----</b>	<b>16</b>	<b>8 885</b>	<b>2 934</b>	<b>693</b>	<b>166</b>
<b>83</b>	<b>Social services -----</b>	<b>168</b>	<b>282 608</b>	<b>56 221</b>	<b>13 138</b>	<b>3 679</b>
835	Child day care services -----	29	7 307	4 205	1 213	387
832, 3, 6, 9	Other social services -----	139	275 301	52 016	11 925	3 292
832	Individual and family social services -----	66	31 663	16 014	3 855	976
833	Job training and vocational rehabilitation services -----	13	(D)	(D)	(D)	FF
836	Residential care -----	26	34 531	15 628	3 466	781
839	Social services, n.e.c. -----	34	(D)	(D)	(D)	FF
<b>861, 2, 4, 9</b>	<b>Selected membership organizations -----</b>	<b>143</b>	<b>93 371</b>	<b>30 688</b>	<b>7 409</b>	<b>1 669</b>
861	Business associations -----	33	21 341	8 295	1 968	194
864	Civic, social, and fraternal associations -----	59	23 743	8 040	1 888	843
862, 9	Other membership organizations -----	51	48 287	14 353	3 553	632
<b>873, 4 ex. 8744</b>	<b>Research, testing, and consulting services, except facilities support management services -----</b>	<b>25</b>	<b>378 834</b>	<b>130 658</b>	<b>31 942</b>	<b>3 425</b>
873	Research, development, and testing services -----	16	(D)	(D)	(D)	CC
874 ex. 8744	Management and public relations services, except facilities support management services -----	9	(D)	(D)	(D)	HH
	<b>Waterbury, CT PMSA</b>					
	<b>Total -----</b>	<b>148</b>	<b>381 611</b>	<b>179 275</b>	<b>44 585</b>	<b>6 831</b>
	(See appropriate State for SIC detail.)					

**NJ—168 NEW JERSEY**

**SERVICE INDUSTRIES—GEOGRAPHIC AREA SERIES**

**Table 7b. Summary Statistics for Firms Exempt From Federal Income Tax for Metropolitan Areas: 1992—Con.**

[Includes only establishments with payroll. For meaning of abbreviations and symbols, see introductory text. For explanation of terms and comparability of 1987 and 1992 censuses, see appendix A. For definitions of CMSA's, MSA's, and PMSA's, see appendix D]

SIC code	Geographic area and kind of business or operation	Establishments (number)	Revenue (\$1,000)	Annual payroll (\$1,000)	First-quarter payroll (\$1,000)	Paid employees for pay period including March 12 (number)
<b>PHILADELPHIA-WILMINGTON-ATLANTIC CITY, PA-NJ-DE-MD CMSA</b>						
	<b>Total</b> .....	<b>4 950</b>	<b>14 262 614</b>	<b>6 223 593</b>	<b>1 494 299</b>	<b>254 178</b>
<b>7032, 704</b>	<b>Camps and membership lodging</b> .....	<b>35</b>	<b>(D)</b>	<b>(D)</b>	<b>(D)</b>	<b>CC</b>
7032	Sporting and recreational camps .....	18	4 760	1 825	273	78
704	Organization hotels and lodging houses, on membership basis .....	17	(D)	(D)	(D)	CC
<b>792, 7991 pt., 7997, 7999 pt., 84</b>	<b>Selected amusement, recreation, and related services</b> .....	<b>366</b>	<b>(D)</b>	<b>(D)</b>	<b>(D)</b>	<b>II</b>
792	Theatrical producers (except motion picture), bands, orchestras, and entertainers .....	62	71 892	29 676	7 370	1 402
7922	Theatrical producers (except motion picture) and miscellaneous theatrical services .....	36	(D)	(D)	(D)	FF
7922 pt.	Producers of live theatrical productions .....	24	(D)	(D)	(D)	FF
7922 pt.	Producers of radio and television shows, except tape .....	1	(D)	(D)	(D)	AA
7922 pt.	Artists' and entertainers' managers or agents, concert bureaus, booking agents .....	3	53	31	7	2
7922 pt.	Other theatrical services .....	8	(D)	(D)	(D)	CC
7929	Bands, orchestras, actors, and other entertainers and entertainment groups .....	26	(D)	(D)	(D)	FF
7929 pt.	Dance groups and artists .....	4	(D)	(D)	(D)	CC
7929 pt.	Symphony orchestras, opera companies, and chamber music organizations .....	14	(D)	(D)	(D)	EE
7929 pt.	Other music groups and artists .....	6	(D)	(D)	(D)	BB
7929 pt.	Other entertainers and entertainment groups .....	2	(D)	(D)	(D)	AA
7991 pt., 7997	Gymnasiums, athletic clubs, and membership sports and recreation clubs .....	231	179 848	74 183	14 259	4 062
7991 pt.	Gymnasiums and athletic clubs .....	5	5 317	2 341	559	283
7997	Membership sports and recreation clubs .....	226	174 531	71 842	13 700	3 779
7999 pt.	Fairs .....	3	(D)	(D)	(D)	AA
84	Museums, art galleries, and botanical and zoological gardens .....	70	176 622	55 114	12 562	3 217
841	Museums and art galleries .....	57	(D)	(D)	(D)	GG
842	Arboreta and botanical or zoological gardens .....	13	(D)	(D)	(D)	GG
<b>8011 pt., 8021 pt., 805, 6, 8, 9</b>	<b>Selected health services</b> .....	<b>627</b>	<b>10 885 786</b>	<b>4 956 794</b>	<b>1 190 926</b>	<b>178 806</b>
8011 pt., 8021 pt.	Clinics of doctors of medicine and dentists .....	63	(D)	(D)	(D)	GG
8011 pt.	General medical clinics .....	60	(D)	(D)	(D)	GG
8021 pt.	Dental clinics .....	3	(D)	(D)	(D)	BB
805	Nursing and personal care facilities .....	224	(D)	(D)	(D)	JJ
8051	Skilled nursing care facilities .....	98	606 631	278 120	66 616	16 386
8052	Intermediate care facilities .....	108	(D)	(D)	(D)	GG
8059	Nursing and personal care facilities, n.e.c. .....	18	(D)	(D)	(D)	GG
806	Hospitals .....	131	9 645 343	4 382 943	1 054 494	147 379
8062	General medical and surgical hospitals .....	99	(D)	(D)	(D)	MM
8062 pt.	General medical and surgical hospitals, nongovernment .....	93	7 888 173	3 505 420	843 256	119 607
8062 pt.	General medical and surgical hospitals, government .....	6	(D)	(D)	(D)	II
8063, 9	Specialty hospitals .....	32	(D)	(D)	(D)	JJ
8063	Psychiatric hospitals .....	14	(D)	(D)	(D)	II
8063 pt.	Psychiatric hospitals, nongovernment .....	7	124 149	66 365	16 713	2 271
8063 pt.	Psychiatric hospitals, government .....	7	(D)	(D)	(D)	II
8069	Specialty hospitals, except psychiatric .....	18	(D)	(D)	(D)	JJ
8069 pt.	Specialty hospitals, except psychiatric; nongovernment .....	17	(D)	(D)	(D)	JJ
8069 pt.	Specialty hospitals, except psychiatric; government .....	1	(D)	(D)	(D)	FF
808, 9	Other health services .....	209	439 844	208 491	48 559	9 855
808	Home health care services .....	52	(D)	(D)	(D)	HH
809	Miscellaneous health and allied services, n.e.c. .....	157	(D)	(D)	(D)	II
8092	Kidney dialysis centers .....	4	(D)	(D)	(D)	CC
8093	Specialty outpatient facilities, n.e.c. .....	126	185 706	92 018	21 991	4 470
8099	Health and allied services, n.e.c. .....	27	(D)	(D)	(D)	GG
<b>8111 pt.</b>	<b>Legal aid societies and similar legal services</b> .....	<b>36</b>	<b>(D)</b>	<b>(D)</b>	<b>(D)</b>	<b>FF</b>
<b>823, 4, 9</b>	<b>Selected educational services</b> .....	<b>192</b>	<b>(D)</b>	<b>(D)</b>	<b>(D)</b>	<b>HH</b>
823	Libraries .....	63	21 928	9 297	2 267	720
824	Vocational schools .....	23	10 401	4 254	1 211	222
8243	Data processing schools .....	—	—	—	—	—
8244	Business and secretarial schools .....	1	(D)	(D)	(D)	BB
8249	Vocational schools, n.e.c. .....	22	(D)	(D)	(D)	CC
829	Schools and educational services, n.e.c. .....	106	(D)	(D)	(D)	GG
<b>83</b>	<b>Social services</b> .....	<b>2 125</b>	<b>1 793 906</b>	<b>712 077</b>	<b>174 116</b>	<b>45 571</b>
835	Child day care services .....	379	104 402	58 397	14 538	5 629
832, 3, 6, 9	Other social services .....	1 746	1 689 504	653 680	159 578	39 942
832	Individual and family social services .....	753	461 275	208 173	49 603	12 996
833	Job training and vocational rehabilitation services .....	156	168 313	69 926	17 404	6 347
836	Residential care .....	466	574 735	270 028	66 236	15 411
839	Social services, n.e.c. .....	371	485 181	105 553	26 335	5 188
<b>861, 2, 4, 9</b>	<b>Selected membership organizations</b> .....	<b>1 423</b>	<b>664 622</b>	<b>204 749</b>	<b>49 654</b>	<b>13 446</b>
861	Business associations .....	199	123 379	37 704	8 902	1 225
864	Civic, social, and fraternal associations .....	861	246 585	77 953	19 131	7 775
862, 9	Other membership organizations .....	363	294 658	89 092	21 621	4 446
862	Professional membership organizations .....	149	177 390	47 907	11 645	1 824
869	Membership organizations, n.e.c. .....	214	117 268	41 185	9 976	2 622

**Table 7b. Summary Statistics for Firms Exempt From Federal Income Tax for Metropolitan Areas: 1992—Con.**

[Includes only establishments with payroll. For meaning of abbreviations and symbols, see introductory text. For explanation of terms and comparability of 1987 and 1992 censuses, see appendix A. For definitions of CMSA's, MSA's, and PMSA's, see appendix D]

SIC code	Geographic area and kind of business or operation	Establishments (number)	Revenue (\$1,000)	Annual payroll (\$1,000)	First-quarter payroll (\$1,000)	Paid employees for pay period including March 12 (number)
<b>PHILADELPHIA—WILMINGTON—ATLANTIC CITY, PA—NJ—DE—MD CMSA—Con.</b>						
<b>873, 4 ex. 8744</b>	<b>Research, testing, and consulting services, except facilities support management services -----</b>	<b>146</b>	<b>348 675</b>	<b>126 623</b>	<b>29 939</b>	<b>3 952</b>
873	Research, development, and testing services -----	101	(D)	(D)	(D)	HH
8731	Commercial physical and biological research -----	11	25 257	9 666	2 454	330
8732	Commercial economic, sociological, and educational research -----	6	(D)	(D)	(D)	BB
8733	Noncommercial research organizations -----	80	162 534	73 906	17 909	2 472
8734	Testing laboratories -----	4	(D)	(D)	(D)	CC
874 ex. 8744	Management and public relations services, except facilities support management services -----	45	(D)	(D)	(D)	FF
8741	Management services -----	21	(D)	(D)	(D)	EE
8742	Management consulting services -----	8	(D)	(D)	(D)	BB
8743	Public relations services -----	2	(D)	(D)	(D)	AA
8748	Business consulting services, n.e.c. -----	14	(D)	(D)	(D)	FF
<b>Atlantic—Cape May, NJ PMSA</b>						
	<b>Total -----</b>	<b>234</b>	<b>530 654</b>	<b>261 014</b>	<b>62 397</b>	<b>10 165</b>
<b>7032, 704</b>	<b>Camps and membership lodging -----</b>	<b>2</b>	<b>(D)</b>	<b>(D)</b>	<b>(D)</b>	<b>AA</b>
<b>792, 7991 pt., 7997, 7999 pt., 84</b>	<b>Selected amusement, recreation, and related services -----</b>	<b>17</b>	<b>8 249</b>	<b>3 073</b>	<b>448</b>	<b>159</b>
<b>8011 pt.; 8021 pt.; 805, 6, 8, 9</b>	<b>Selected health services -----</b>	<b>32</b>	<b>452 239</b>	<b>232 159</b>	<b>56 341</b>	<b>8 464</b>
<b>8111 pt.</b>	<b>Legal aid societies and similar legal services -----</b>	<b>2</b>	<b>(D)</b>	<b>(D)</b>	<b>(D)</b>	<b>AA</b>
<b>823, 4, 9</b>	<b>Selected educational services -----</b>	<b>8</b>	<b>832</b>	<b>355</b>	<b>90</b>	<b>38</b>
<b>83</b>	<b>Social services -----</b>	<b>92</b>	<b>42 568</b>	<b>18 503</b>	<b>4 186</b>	<b>1 147</b>
835	Child day care services -----	10	1 246	665	183	89
832, 3, 6, 9	Other social services -----	82	41 322	17 838	4 003	1 058
<b>861, 2, 4, 9</b>	<b>Selected membership organizations -----</b>	<b>77</b>	<b>24 487</b>	<b>5 800</b>	<b>1 103</b>	<b>311</b>
<b>873, 4 ex. 8744</b>	<b>Research, testing, and consulting services, except facilities support management services -----</b>	<b>4</b>	<b>(D)</b>	<b>(D)</b>	<b>(D)</b>	<b>BB</b>
<b>Philadelphia, PA—NJ PMSA</b>						
	<b>Total -----</b>	<b>4 150</b>	<b>12 371 580</b>	<b>5 327 568</b>	<b>1 285 165</b>	<b>217 914</b>
<b>7032, 704</b>	<b>Camps and membership lodging -----</b>	<b>28</b>	<b>4 911</b>	<b>1 564</b>	<b>248</b>	<b>81</b>
7032	Sporting and recreational camps -----	13	3 900	1 447	216	63
704	Organization hotels and lodging houses, on membership basis -----	15	1 011	117	32	18
<b>792, 7991 pt., 7997, 7999 pt., 84</b>	<b>Selected amusement, recreation, and related services -----</b>	<b>291</b>	<b>344 059</b>	<b>128 383</b>	<b>27 196</b>	<b>6 889</b>
792	Theatrical producers (except motion picture), bands, orchestras, and entertainers -----	49	(D)	(D)	(D)	GG
7922	Theatrical producers (except motion picture) and miscellaneous theatrical services -----	28	(D)	(D)	(D)	FF
7922 pt.	Producers of live theatrical productions -----	19	20 744	7 997	1 921	533
7922 pt.	Producers of radio and television shows, except tape -----	1	(D)	(D)	(D)	AA
7922 pt.	Artists' and entertainers' managers or agents, concert bureaus, booking agents -----	2	(D)	(D)	(D)	AA
7922 pt. 7929	Other theatrical services -----	6	5 130	1 521	407	94
7929 pt. 7929 pt.	Bands, orchestras, actors, and other entertainers and entertainment groups -----	21	36 396	17 496	4 370	570
7929 pt. 7929 pt.	Dance groups and artists -----	4	(D)	(D)	(D)	CC
7929 pt. 7929 pt.	Symphony orchestras, opera companies, and chamber music organizations -----	10	24 759	13 412	3 416	349
7929 pt. 7929 pt.	Other music groups and artists -----	5	3 649	552	100	25
7929 pt. 7929 pt.	Other entertainers and entertainment groups -----	2	(D)	(D)	(D)	AA
7991 pt., 7997	Gymnasiums, athletic clubs, and membership sports and recreation clubs -----	192	148 995	61 443	11 412	3 512
7991 pt. 7997	Gymnasiums and athletic clubs -----	5	5 317	2 341	559	283
7997	Membership sports and recreation clubs -----	187	143 678	59 102	10 853	3 229
7999 pt.	Fairs -----	1	(D)	(D)	(D)	AA
84	Museums, art galleries, and botanical and zoological gardens -----	49	132 505	39 878	9 074	2 167
841	Museums and art galleries -----	39	85 647	23 810	5 177	1 171
842	Arboreta and botanical or zoological gardens -----	10	46 858	16 068	3 897	996

**NJ—170 NEW JERSEY**

**SERVICE INDUSTRIES—GEOGRAPHIC AREA SERIES**

**Table 7b. Summary Statistics for Firms Exempt From Federal Income Tax for Metropolitan Areas: 1992—Con.**

[Includes only establishments with payroll. For meaning of abbreviations and symbols, see introductory text. For explanation of terms and comparability of 1987 and 1992 censuses, see appendix A. For definitions of CMSA's, MSA's, and PMSA's, see appendix D]

SIC code	Geographic area and kind of business or operation	Establishments (number)	Revenue (\$1,000)	Annual payroll (\$1,000)	First-quarter payroll (\$1,000)	Paid employees for pay period including March 12 (number)
	<b>PHILADELPHIA—WILMINGTON—ATLANTIC CITY, PA—NJ—DE—MD CMSA—Con.</b>					
	<b>Philadelphia, PA—NJ PMSA—Con.</b>					
<b>8011 pt.; 8021 pt.; 805, 6, 8, 9</b>	<b>Selected health services -----</b>	<b>538</b>	<b>9 409 351</b>	<b>4 216 980</b>	<b>1 018 138</b>	<b>152 799</b>
8011 pt., 8021 pt.	Clinics of doctors of medicine and dentists -----	55	83 138	39 477	9 848	1 444
8011 pt.	General medical clinics -----	52	(D)	(D)	(D)	GG
8021 pt.	Dental clinics -----	3	(D)	(D)	(D)	BB
805	Nursing and personal care facilities -----	200	629 273	282 689	67 277	17 478
8051	Skilled nursing care facilities -----	85	545 439	247 218	58 775	14 526
8052	Intermediate care facilities -----	100	50 936	23 093	5 653	2 055
8059	Nursing and personal care facilities, n.e.c. -----	15	32 898	12 378	2 849	897
806	Hospitals -----	110	8 319 206	3 718 484	899 856	125 620
8062	General medical and surgical hospitals -----	82	7 071 356	3 153 199	761 371	106 715
8062 pt.	General medical and surgical hospitals, nongovernment -----	79	6 889 494	3 045 688	735 773	103 695
8062 pt.	General medical and surgical hospitals, government -----	3	181 862	107 511	25 598	3 020
8063, 9	Specialty hospitals -----	28	1 247 850	565 285	138 485	18 905
8063	Psychiatric hospitals -----	12	365 520	219 809	55 359	6 910
8063 pt.	Psychiatric hospitals, nongovernment -----	7	124 149	66 365	16 713	2 271
8063 pt.	Psychiatric hospitals, government -----	5	241 371	153 444	38 646	4 639
8069	Specialty hospitals, except psychiatric -----	16	882 330	345 476	83 126	11 995
8069 pt.	Specialty hospitals, except psychiatric; nongovernment -----	15	(D)	(D)	(D)	JJ
8069 pt.	Specialty hospitals, except psychiatric; government -----	1	(D)	(D)	(D)	FF
808, 9	Other health services -----	173	377 734	176 330	41 157	8 257
808	Home health care services -----	44	139 395	64 872	14 347	3 035
809	Miscellaneous health and allied services, n.e.c. -----	129	238 339	111 458	26 810	5 222
8092	Kidney dialysis centers -----	4	(D)	(D)	(D)	CC
8093	Specialty outpatient facilities, n.e.c. -----	103	160 136	80 004	19 013	3 917
8099	Health and allied services, n.e.c. -----	22	(D)	(D)	(D)	GG
<b>8111 pt.</b>	<b>Legal aid societies and similar legal services -----</b>	<b>31</b>	<b>37 631</b>	<b>25 527</b>	<b>6 053</b>	<b>766</b>
<b>823, 4, 9</b>	<b>Selected educational services -----</b>	<b>168</b>	<b>81 884</b>	<b>29 930</b>	<b>7 499</b>	<b>2 361</b>
823	Libraries -----	57	18 690	7 844	1 912	628
824	Vocational schools -----	20	10 110	4 122	1 178	209
8243	Data processing schools -----	1	(D)	(D)	(D)	BB
8244	Business and secretarial schools -----	1	(D)	(D)	(D)	CC
8249	Vocational schools, n.e.c. -----	19	(D)	(D)	(D)	CC
829	Schools and educational services, n.e.c. -----	91	53 084	17 964	4 409	1 524
<b>83</b>	<b>Social services -----</b>	<b>1 814</b>	<b>1 596 059</b>	<b>628 873</b>	<b>154 454</b>	<b>40 171</b>
835	Child day care services -----	332	88 825	50 622	12 576	4 861
832, 3, 6, 9	Other social services -----	1 482	1 507 234	578 251	141 878	35 310
832	Individual and family social services -----	635	409 417	184 942	43 994	11 549
833	Job training and vocational rehabilitation services -----	132	143 318	58 576	14 692	5 532
836	Residential care -----	416	521 592	241 752	59 653	13 671
839	Social services, n.e.c. -----	299	432 907	92 981	23 539	4 558
<b>861, 2, 4, 9</b>	<b>Selected membership organizations -----</b>	<b>1 148</b>	<b>557 247</b>	<b>173 321</b>	<b>42 432</b>	<b>11 025</b>
861	Business associations -----	155	92 438	30 705	7 409	1 011
864	Civic, social, and fraternal associations -----	687	197 807	61 084	15 218	5 956
862, 9	Other membership organizations -----	306	267 002	81 532	19 805	4 058
862	Professional membership organizations -----	124	165 316	44 444	10 829	1 652
869	Membership organizations, n.e.c. -----	182	101 686	37 088	8 976	2 406
<b>873, 4 ex. 8744</b>	<b>Research, testing, and consulting services, except facilities support management services -----</b>	<b>132</b>	<b>340 438</b>	<b>122 990</b>	<b>29 145</b>	<b>3 822</b>
873	Research, development, and testing services -----	90	192 575	86 941	21 211	2 889
8731	Commercial physical and biological research -----	11	25 257	9 666	2 454	330
8732	Commercial economic, sociological, and educational research -----	5	(D)	(D)	(D)	AA
8733	Noncommercial research organizations -----	71	155 091	70 645	17 183	2 367
8734	Testing laboratories -----	3	(D)	(D)	(D)	CC
874 ex. 8744	Management and public relations services, except facilities support management services -----	42	147 863	36 049	7 934	933
8741	Management services -----	19	36 504	12 605	2 689	291
8742	Management consulting services -----	7	7 375	3 525	750	56
8743	Public relations services -----	2	(D)	(D)	(D)	AA
8748	Business consulting services, n.e.c. -----	14	(D)	(D)	(D)	FF

**Table 7b. Summary Statistics for Firms Exempt From Federal Income Tax for Metropolitan Areas: 1992—Con.**

[Includes only establishments with payroll. For meaning of abbreviations and symbols, see introductory text. For explanation of terms and comparability of 1987 and 1992 censuses, see appendix A. For definitions of CMSA's, MSA's, and PMSA's, see appendix D]

SIC code	Geographic area and kind of business or operation	Establishments (number)	Revenue (\$1,000)	Annual payroll (\$1,000)	First-quarter payroll (\$1,000)	Paid employees for pay period including March 12 (number)
	<b>PHILADELPHIA—WILMINGTON—ATLANTIC CITY, PA—NJ—DE—MD CMSA—Con.</b>					
	<b>Vineland—Millville—Bridgeton, NJ PMSA</b>					
	<b>Total .....</b>	<b>99</b>	<b>206 699</b>	<b>99 379</b>	<b>22 577</b>	<b>4 235</b>
7032, 704	Camps and membership lodging .....	—	—	—	—	—
792, 7991 pt., 7997, 7999 pt., 84	Selected amusement, recreation, and related services .....	9	(D)	(D)	(D)	BB
8011 pt.; 8021 pt.; 805, 6, 8, 9	Selected health services .....	17	155 716	76 210	17 242	2 838
8111 pt.	Legal aid societies and similar legal services .....	1	(D)	(D)	(D)	AA
823, 4, 9	Selected educational services .....	3	(D)	(D)	(D)	BB
83	Social services .....	34	41 839	19 953	4 637	1 137
835	Child day care services .....	5	1 627	1 037	263	80
832, 3, 6, 9	Other social services .....	29	40 212	18 916	4 374	1 057
861, 2, 4, 9	Selected membership organizations .....	34	4 595	1 483	351	150
873, 4 ex. 8744	Research, testing, and consulting services, except facilities support management services .....	1	(D)	(D)	(D)	AA
	<b>Wilmington—Newark, DE—MD PMSA</b>					
	<b>Total .....</b>	<b>467</b>	<b>1 153 681</b>	<b>535 632</b>	<b>124 160</b>	<b>21 864</b>
	(See appropriate State for SIC detail.)					

**Table 8a. Summary Statistics for Firms Subject to Federal Income Tax for the Area Outside Metropolitan Areas: 1992**

[Not applicable. For 1992, the entire State of New Jersey was comprised of metropolitan statistical areas]

**Table 8b. Summary Statistics for Firms Exempt From Federal Income Tax for the Area Outside Metropolitan Areas: 1992**

[Not applicable. For 1992, the entire State of New Jersey was comprised of metropolitan statistical areas]





**Table 9. Places With 2,500 Inhabitants or More Ranked by Volume of Receipts of Firms Subject to Federal Income Tax: 1992 — Con.**

[Includes only establishments with payroll. For meaning of abbreviations and symbols, see introductory text. For explanation of terms and comparability of 1987 and 1992 censuses, see appendix A. For information on geographic areas followed by ▲, see appendix F]

Geographic area	Receipts		Cumulative receipts		Geographic area	Receipts		Cumulative receipts	
	Rank <sup>1</sup>	Amount (\$1,000)	Amount (\$1,000)	Percent of State total		Rank <sup>1</sup>	Amount (\$1,000)	Amount (\$1,000)	Percent of State total
<b>New Jersey — Con.</b>					<b>New Jersey — Con.</b>				
Cinnaminson township	161	63 598	41 078 950	81.8	Pennington	241	32 653	44 823 432	89.2
Manasquan	162	63 213	41 142 163	81.9	Pompton Lakes	242	32 413	44 855 845	89.3
Linwood	163	62 762	41 204 925	82.0	Waterford township	243	32 402	44 888 247	89.3
Hawthorne	164	62 558	41 267 483	82.1	Haddon township	244	31 977	44 920 224	89.4
Morris Plains	165	62 455	41 329 938	82.3	Ridgefield Park	245	31 019	44 951 243	89.5
Waldwick	166	62 257	41 392 195	82.4	Wanaque	246	30 989	44 982 232	89.5
East Windsor township	167	62 253	41 454 448	82.5	Little Ferry	247	30 916	45 013 148	89.6
Maple Shade township	168	61 349	41 515 797	82.6	Mendham	248	30 808	45 043 956	89.7
West New York	169	61 137	41 576 934	82.8	Readington township	249	30 355	45 074 311	89.7
Chatham	170	60 924	41 637 858	82.9	Fanwood	250	30 125	45 104 436	89.8
West Deptford township	171	60 475	41 698 333	83.0	North Arlington	251	30 025	45 134 461	89.8
Bridgeton	172	60 342	41 758 675	83.1	Harrison	252	29 554	45 164 015	89.9
Hillsborough township	173	60 111	41 818 786	83.2	Carteret	253	29 217	45 193 232	90.0
Scotch Plains township	174	59 229	41 878 015	83.4	Pemberton township	254	28 809	45 222 041	90.0
Aberdeen township	175	57 551	41 935 566	83.5	Palisades Park	255	27 909	45 249 950	90.1
Hamilton township (Atlantic County)	176	57 457	41 993 023	83.6	Milltown	256	27 633	45 277 583	90.1
Sayreville	177	56 810	42 049 833	83.7	Ventnor City	257	27 396	45 304 979	90.2
Howell township	178	56 708	42 106 541	83.8	Southampton township	258	27 177	45 332 156	90.2
Oakland	179	55 761	42 162 302	83.9	New Milford	259	26 539	45 358 695	90.3
West Paterson	180	55 593	42 217 895	84.0	Mount Arlington	260	25 828	45 384 523	90.3
Sparta township	181	55 473	42 273 368	84.1	Salem	261	25 749	45 410 272	90.4
Freehold (Monmouth County)	182	55 383	42 328 751	84.2	Pennsville township	262	25 550	45 435 822	90.4
Hammonton	183	55 315	42 384 066	84.4	Ho-Ho-Kus	263	25 516	45 461 338	90.5
Somers Point	184	55 275	42 439 341	84.5	Berkeley township	264	25 498	45 486 836	90.5
Millville	185	52 959	42 492 300	84.6	Guttenberg	265	25 465	45 512 301	90.6
Upper Saddle River	186	52 709	42 545 009	84.7	North Wildwood	266	24 724	45 537 025	90.6
Vernon township	187	52 515	42 597 524	84.8	Jefferson township	267	24 077	45 561 102	90.7
Park Ridge	188	52 509	42 650 033	84.9	Boonton	268	23 841	45 584 943	90.7
Hightstown	189	52 431	42 702 464	85.0	Washington township (Morris County)	269	23 665	45 608 608	90.8
Mountain Lakes	190	52 413	42 754 877	85.1	Glassboro	270	23 247	45 631 855	90.8
Ocean City	191	52 195	42 807 072	85.2	Bellmawr	271	23 108	45 654 963	90.9
Wyckoff township	192	50 929	42 858 001	85.3	Washington (Warren County)	272	22 964	45 677 927	90.9
Emerson	193	50 844	42 908 845	85.4	Jamesburg	273	22 671	45 700 598	91.0
Bergenfield	194	49 431	42 958 276	85.5	Dumont	274	22 303	45 722 901	91.0
West Long Branch	195	48 773	43 007 049	85.6	Audubon	275	22 178	45 745 079	91.0
Middlesex	196	47 080	43 054 129	85.7	Burlington township (Burlington County)	276	21 621	45 766 700	91.1
Point Pleasant	197	46 946	43 101 075	85.8	Winslow township	277	21 559	45 788 259	91.1
Ridgefield	198	46 335	43 147 410	85.9	Clementon	278	21 524	45 809 783	91.2
Wildwood	199	45 964	43 193 374	86.0	Galloway township	279	20 940	45 830 723	91.2
Fairview	200	45 171	43 238 545	86.1	Kinnelon	280	19 770	45 850 493	91.3
West Milford township	201	45 073	43 283 618	86.2	Pitman	281	19 493	45 869 986	91.3
Branchburg township	202	44 917	43 328 535	86.2	Westville	282	18 996	45 888 982	91.3
Wildwood Crest	203	44 060	43 372 595	86.3	Fair Haven	283	18 465	45 907 447	91.4
Bordentown	204	43 880	43 416 475	86.4	Brigantine	284	18 329	45 925 776	91.4
Deptford township	205	43 858	43 460 333	86.5	North Haledon	285	18 139	45 943 915	91.4
Roselle	206	43 504	43 503 837	86.6	Norwood	286	18 084	45 961 999	91.5
Cresskill	207	43 281	43 547 118	86.7	Spring Lake	287	18 079	45 980 078	91.5
Paulsboro	208	42 749	43 589 867	86.8	South River	288	17 700	45 997 778	91.6
Monroe township (Gloucester County)	209	42 653	43 632 520	86.8	Leonia	289	17 537	46 015 315	91.6
Asbury Park	210	41 775	43 674 295	86.9	Gloucester City	290	17 502	46 032 817	91.6
Stafford township	211	40 919	43 715 214	87.0	Brielle	291	17 320	46 050 137	91.7
Cliffside Park	212	40 817	43 756 031	87.1	Keyport	292	16 942	46 067 079	91.7
Butler	213	40 661	43 796 692	87.2	Merchantville	293	16 841	46 083 920	91.7
Lacey township	214	40 453	43 837 145	87.3	Margate City	294	16 653	46 100 573	91.8
Bound Brook	215	40 428	43 877 573	87.3	Upper township	295	16 444	46 117 017	91.8
Franklin Lakes	216	40 291	43 917 864	87.4	Ringwood	296	16 292	46 133 309	91.8
Pequanock township	217	40 002	43 957 866	87.5	Old Tappan	297	16 280	46 149 589	91.9
Oceanport	218	39 893	43 997 759	87.6	Hillsdale	298	16 262	46 165 851	91.9
Stratford	219	39 567	44 037 326	87.7	Runnemede	299	16 186	46 182 037	91.9
Cape May	220	39 462	44 076 788	87.7	Haledon	300	15 708	46 197 745	92.0
Closter	221	39 193	44 115 981	87.8	Barrington	301	15 501	46 213 246	92.0
Rockaway (Morris County)	222	38 341	44 154 322	87.9	Raritan township (Hunterdon County)	302	14 796	46 228 042	92.0
Garfield	223	38 268	44 192 590	88.0	Lambertville	303	14 722	46 242 764	92.0
Highland Park	224	37 754	44 230 344	88.0	Barneget township	304	14 680	46 257 444	92.1
Haddon Heights	225	37 669	44 268 013	88.1	Bloomington	305	14 673	46 272 117	92.1
Wood-Ridge	226	37 542	44 305 555	88.2	Wharton	306	14 507	46 286 624	92.1
North Plainfield	227	36 837	44 342 192	88.3	Saddle River	307	14 338	46 300 962	92.2
Lodi	228	36 074	44 378 266	88.3	Monroe township (Middlesex County)	308	14 307	46 315 269	92.2
Moonachie	229	35 886	44 414 152	88.4	Haworth	309	14 203	46 329 472	92.2
Point Pleasant Beach	230	35 857	44 450 009	88.5	South Bound Brook	310	13 848	46 343 320	92.2
Little Silver	231	35 373	44 485 382	88.5	Atlantic Highlands	311	13 794	46 357 114	92.3
Manchester township	232	35 011	44 520 393	88.6	Neptune City	312	13 784	46 370 898	92.3
Clinton township	233	35 008	44 555 401	88.7	Buena	313	13 460	46 384 358	92.3
Edgewater	234	34 599	44 590 000	88.8	Lindenwold	314	13 256	46 397 614	92.3
South Toms River	235	34 369	44 624 369	88.8	Woodbury Heights	315	13 078	46 410 692	92.4
Maywood	236	33 929	44 658 298	88.9	Oaklyn	316	12 693	46 423 385	92.4
Roselle Park	237	33 530	44 691 828	89.0	Demarest	317	12 314	46 435 699	92.4
Allendale	238	33 230	44 725 058	89.0	Woodstown	318	12 194	46 447 893	92.4
South Amboy	239	33 016	44 758 074	89.1	Manville	319	12 172	46 460 065	92.5
Bernardsville	240	32 705	44 790 779	89.1	Egg Harbor City	320	12 126	46 472 191	92.5

See footnotes at end of table.

**Table 9. Places With 2,500 Inhabitants or More Ranked by Volume of Receipts of Firms Subject to Federal Income Tax: 1992 —Con.**

[Includes only establishments with payroll. For meaning of abbreviations and symbols, see introductory text. For explanation of terms and comparability of 1987 and 1992 censuses, see appendix A. For information on geographic areas followed by ▲, see appendix F]

Geographic area	Receipts		Cumulative receipts		Geographic area	Receipts		Cumulative receipts	
	Rank <sup>1</sup>	Amount (\$1,000)	Amount (\$1,000)	Percent of State total		Rank <sup>1</sup>	Amount (\$1,000)	Amount (\$1,000)	Percent of State total
<b>New Jersey —Con.</b>					<b>New Jersey —Con.</b>				
Wallington .....	321	11 823	46 484 014	92.5	Harrington Park .....	346	7 077	46 705 947	93.0
Lakehurst .....	322	11 328	46 495 342	92.5	Byram township .....	347	6 587	46 712 534	93.0
Rumson .....	323	10 816	46 506 158	92.6	Hopewell township .....	348	6 352	46 718 886	93.0
Lower township .....	324	10 815	46 516 973	92.6	Magnolia .....	349	6 219	46 725 105	93.0
Bogota .....	325	10 728	46 527 701	92.6	Medford Lakes .....	350	6 163	46 731 268	93.0
Franklin (Sussex County) .....	326	10 724	46 538 425	92.6	Hopatcong .....	351	5 721	46 736 989	93.0
Prospect Park .....	327	10 137	46 548 562	92.6	Sea Isle City .....	352	5 420	46 742 409	93.0
Spotswood .....	328	9 927	46 558 489	92.7	Netcong .....	353	4 146	46 746 555	93.0
Spring Lake Heights .....	329	9 698	46 568 187	92.7	Florence township .....	354	3 858	46 750 413	93.1
Dunellen .....	330	9 494	46 577 681	92.7	Monmouth Beach .....	355	3 782	46 754 195	93.1
Belmar .....	331	9 178	46 586 859	92.7	Woodbine .....	356	3 231	46 757 426	93.1
Somerdale .....	332	9 140	46 595 999	92.7	Beverly .....	357	3 195	46 760 621	93.1
Palmyra .....	333	8 932	46 604 931	92.8	Lawnside .....	358	3 183	46 763 804	93.1
Keansburg .....	334	8 898	46 613 829	92.8	Bradley Beach .....	359	3 111	46 766 915	93.1
Hamburg .....	335	8 643	46 622 472	92.8	Clayton .....	360	2 471	46 769 386	93.1
Penns Grove .....	336	8 383	46 630 855	92.8	Union Beach .....	361	2 469	46 771 855	93.1
Franklin township (Gloucester County) .....	337	7 949	46 638 804	92.8	Wrightstown .....	362	2 423	46 774 278	93.1
Beachwood .....	338	7 801	46 646 605	92.8	Highlands .....	363	2 144	46 776 422	93.1
Little Egg Harbor township .....	339	7 800	46 654 405	92.9	High Bridge .....	364	1 788	46 778 210	93.1
Tuckerton .....	340	7 598	46 662 003	92.9	Ogdensburg .....	365	1 497	46 779 707	93.1
Stanhope .....	341	7 543	46 669 546	92.9	Pine Hill .....	366	1 491	46 781 198	93.1
Mantua township .....	342	7 518	46 677 064	92.9	Alpha .....	367	1 372	46 782 570	93.1
Riverton .....	343	7 388	46 684 452	92.9	Woodlynne .....	368	1 250	46 783 820	93.1
Mount Ephraim .....	344	7 231	46 691 683	92.9	National Park .....	369	798	46 784 618	93.1
Belvidere .....	345	7 187	46 698 870	92.9	Garwood .....	(X)	(D)	(X)	(X)

<sup>1</sup>Places with suppressed receipts (if applicable) are listed at end of table rather than by rank to avoid disclosing data for individual companies.

**Table 10. Counties Ranked by Volume of Receipts of Firms Subject to Federal Income Tax: 1992**

[Includes only establishments with payroll. For meaning of abbreviations and symbols, see introductory text. For explanation of terms and comparability of 1987 and 1992 censuses, see appendix A. For information on geographic areas followed by ▲, see appendix F]

Geographic area	Receipts		Cumulative receipts		Geographic area	Receipts		Cumulative receipts	
	Rank <sup>1</sup>	Amount (\$1,000)	Amount (\$1,000)	Percent of State total		Rank <sup>1</sup>	Amount (\$1,000)	Amount (\$1,000)	Percent of State total
<b>New Jersey</b> .....					<b>New Jersey —Con.</b>				
Bergen .....	1	7 196 905	7 196 905	14.3	Hudson .....	11	2 257 943	42 081 340	83.8
Essex .....	2	5 841 328	13 038 233	26.0	Mercer .....	12	2 238 213	44 319 553	88.2
Atlantic .....	3	4 679 204	17 717 437	35.3	Passaic .....	13	1 943 808	46 263 361	92.1
Middlesex .....	4	4 434 567	22 152 004	44.1	Ocean .....	14	1 310 541	47 573 902	94.7
Morris .....	5	4 133 979	26 285 983	52.3	Hunterdon .....	15	681 949	48 255 851	96.0
Monmouth .....	6	3 065 240	29 351 223	58.4	Gloucester .....	16	657 169	48 913 020	97.4
Union .....	7	2 887 376	32 238 599	64.2	Cape May .....	17	354 661	49 267 681	98.1
Burlington .....	8	2 694 350	34 932 949	69.5	Sussex .....	18	323 271	49 590 952	98.7
Camden .....	9	2 477 686	37 410 635	74.5	Cumberland .....	19	317 717	49 908 669	99.3
Somerset .....	10	2 412 762	39 823 397	79.3	Warren .....	20	212 414	50 121 083	99.8
					Salem .....	21	120 979	50 242 062	100.0

<sup>1</sup>Counties with suppressed receipts (if applicable) are listed at end of table rather than by rank to avoid disclosing data for individual companies.

# Appendix A.

## General Explanation

### CENSUS COVERAGE AND METHODOLOGY

**Structure and method of enumeration.** Firms in the 1992 Census of Service Industries were divided into the nonmail universe and mail universe. The coverage and the method of obtaining census information from each follow:

1. The nonmail universe consisted of firms which were not required to file a regular census return and included:

- a. All taxable nonemployers, i.e., all firms subject to Federal income tax with no paid employees during 1992. Receipts information for these firms was obtained from administrative records of other Federal agencies. Although consisting of many firms, nonemployers accounted for less than 10 percent of total receipts of all establishments covered in the census.

The census included only those service nonemployer firms which reported a receipts volume of \$1,000 or more during 1992. Establishments exempt from Federal income tax with no paid employees were excluded as in previous censuses.

Data for nonemployers are not included in this report but are provided in a subsequent Non-employer Statistics report (SC92-N-1).

- b. Selected small employers, i.e., single-establishment firms with payroll below a specified cutoff. (The term "employers" refers to firms with one or more paid employees at any time during 1992 as shown in the active administrative records of other Federal agencies.) Although the payroll cutoff varied by kind of business, small employers generally included firms with less than 10 employees and represented about 10 percent of total receipts of establishments covered in the census.

Data on receipts, payroll, and employment for employer firms below the payroll cutoff were derived or estimated from administrative records of other Federal agencies, except for a sample of small employer firms in classifications for which specialized data requirements precluded reliance solely on administrative records sources. This sample was included in the mail universe.

2. The mail universe consisted of firms for which information was obtained by means of a mail canvass and included:

- a. Large employers, i.e., all multiestablishment firms, and all employer firms above the payroll size cutoff referred to in section 1b. Within this category, a report of company organization was conducted periodically to identify establishment locations of firms which operated at more than one location and to obtain information on payroll and mid-March employment at each location. The 1991 Report of Company Organization was used as a coverage check in the census. In the 1992 census, all multi-establishment firms were asked to notify the Census Bureau of any establishments for which a form was not received. Report forms were subsequently provided to the firms for these establishments.
- b. A sample of small employer firms in classifications for which specialized data precluded reliance solely on administrative records sources. These firms were sent the census mailing packages containing the appropriate 1992 questionnaire.

**Method of classifying kinds of business.** The service industries classifications for all establishments were based on the *Standard Industrial Classification Manual: 1987*<sup>1</sup> (SIC). However, the method of assigning these classifications, and the level of detail at which establishments were classified, differed between the nonmail and mail universes as follows:

1. The nonmail universe

- a. Nonemployers were classified on the basis of information obtained from administrative records of other Federal agencies.
- b. Selected small employers were classified on the basis of the most current census kind-of-business classification available from one of the Census Bureau's current sample surveys or the 1987 census. Otherwise, the classification was obtained from administrative records of other Federal agencies.

If the census or administrative record classifications proved inadequate (none corresponded to a 1992 census classification in the detail required for

<sup>1</sup>*Standard Industrial Classification Manual: 1987*. For sale by Superintendent of Documents, U.S. Government Printing Office, Washington, DC 20402. Stock No. 041-001-00314-2.

employers), the firm was sent a brief inquiry requesting information necessary to assign a 1992 census kind-of-business code.

2. Establishments in the mail universe were classified on the basis of their self-designation, answers to questions on receipts by type of service provided, and other special inquiries.

**Method of assigning tax status.** For kind-of-business classifications<sup>2</sup> where there were substantial numbers of taxable and tax-exempt establishments, establishments were classified based on the Federal income tax filing requirement for the establishment or organization. This classification was based primarily on the response to an inquiry on the census questionnaire. Establishments that indicated that all or part of their income was exempt from Federal income tax under provisions of section 501 of the IRS code were classified as tax-exempt; establishments indicating no such exemption were classified as taxable. All government-operated hospitals were classified as tax-exempt. For establishments in the nonmail universe, the tax status classification was based upon the type of tax return filed by the firm or organization.

For selected kind-of-business classifications<sup>3</sup> comprised primarily of tax-exempt establishments, all establishments in those classifications were defined as tax-exempt. All establishments in the remaining kind-of-business classifications (comprised primarily of taxable establishments) were defined as taxable.

## COMPARABILITY OF THE 1987 AND 1992 CENSUSES

The 1987 and 1992 censuses were conducted under similar conditions and procedures except for the following:

**Geographic areas.** The boundaries of a number of areas for which data are shown in the 1992 census are not the same as in the 1987 census because of annexations; other boundary changes; and redefinitions of metropolitan statistical areas (MSA's), primary metropolitan statistical areas (PMSA's), and consolidated metropolitan statistical areas (CMSA's).<sup>4</sup> In addition, data for consolidated cities are included in the 1992 census.

Data for special economic urban areas (SEUA's) with 10,000 inhabitants or more in Michigan, Minnesota, New York, and Wisconsin qualified for publication in the 1992 census. This included townships in Michigan and Minnesota and towns in New York and Wisconsin. However, Minnesota did not have any townships that met the population criteria.

<sup>2</sup>SIC's 7032, 792, 7991 pt., 7997, 7999 pt., 8011 pt., 8021 pt., 805, 806, 808, 809, 82, 83, 84 pt., 873 ex. 8733, 874 ex. 8744.

<sup>3</sup>SIC's 7041, 8111 pt., 84 pt., 86, 8733.

<sup>4</sup>Newly defined metropolitan areas (MA's) were announced by the Office of Management and Budget (OMB) effective June 30, 1993.

**Nonemployer firms.** In 1987, data for nonemployer firms were published for the United States, States, metropolitan areas, counties, and places in four regional reports in the Nonemployer Statistics Series (SC87-N-1 to -4).

For 1992, data for nonemployers by kind of business are presented in one *Nonemployer Statistics* report (SC92-N-1) for the United States, States, and metropolitan areas. Nonemployer data for counties and places are available on compact disc-read only memory (CD-ROM).

**Employment.** In 1987, employment data withheld to avoid disclosing data for individual companies were represented with the symbol "(D)." In 1992, withheld employment data are represented with symbols that denote employment size ranges. These symbols are defined in the introductory text.

**Sources of receipts/revenue.** In 1987, data on sources of receipts/revenue for selected industries were published with other industry-specific data in the *Miscellaneous Subjects* report (SC87-S-4) of the Subject Series. In 1992, sources of receipts/revenue data are presented separately in the *Sources of Receipts or Revenue* report (SC92-S-4) of the Subject Series.

**Legal form of organization.** In 1987, data on the number of individual proprietorships/partnerships were published in the Geographic Area Series. In 1992, individual proprietorship/partnership data are published in the *Establishment and Firm Size* report (SC87-S-1) and in the *Nonemployer Statistics* report (SC87-N-1).

## EXPLANATION OF TERMS

**Establishments.** An establishment is a single physical location at which business is conducted. It is not necessarily identical with a company or enterprise, which may consist of one establishment or more. Statistics for service industries represent a summary of reports for individual establishments rather than companies. For cases where a census report was received, separate information was obtained for each location where business was conducted. When administrative records of other Federal agencies were used instead of a census report, no information was available on the number of locations operated. Estimates of this number were derived from a sample and are provided in the service industries report, *Miscellaneous Subjects* (SC92-S-5). Each census report was tabulated according to the physical location at which the business was conducted. The count of establishments represents those in business at any time during 1992. Appendix G provides a comparison of the number of establishments active any time during the year versus the number in business at the end of the year.

When two activities or more were carried on at a single location under a single ownership, all activities generally were grouped together as a single establishment. The

entire establishment was classified on the basis of its major activity and all data for it were included in that classification. However, when distinct and separate economic activities (for which different industry classification codes were appropriate) were conducted at a single location under a single ownership, and when conditions prescribed by the SIC manual for recognizing the existence of more than one establishment were met, separate establishment reports for each of the different activities were obtained in the census.

Leased service departments (separately owned businesses operated as departments or concessions of other service establishments or of retail businesses, such as a separately owned shoeshine parlor in a barber shop, or a beauty shop in a department store) are treated as separate service establishments for census purposes. Leased retail departments located in service establishments (e.g., a gift shop located in a hotel) are considered separate retail establishments.

**Firms.** A firm is a business organization or entity consisting of one domestic establishment (location) or more under common ownership or control. All establishments of subsidiary firms are included as part of the controlling firm. For the economic census, the terms "firm" and "company" are synonymous.

**Receipts (Basic dollar volume measure for service establishments of firms subject to Federal income tax).** Includes receipts from customers or clients for services rendered, from the use of facilities, and from merchandise sold during 1992 whether or not payment was received in 1992, except for health practitioners and legal, architectural, engineering, and surveying services, which reported on a cash basis (payments received in 1992 regardless of when services were rendered). Excise taxes on gasoline, liquor, tobacco, etc., which are paid by the manufacturer or wholesaler and passed on in the cost of goods purchased by the service establishment, are also included. Receipts from leasing of vehicles, equipment, etc., marketed under operating leases are included in receipts figures as well as the fair sales value of merchandise marketed in 1992 under capital, finance, or "full payout" leases. Receipts also include the total value of service contracts, amounts received for work subcontracted to others, and dues and assessments from members and affiliates.

Receipts are net after deductions for refunds and allowances for merchandise returned by customers. Receipts do not include sales, occupancy, admissions, or other taxes collected from customers and remitted directly by the firm to a local, State, or Federal tax agency, nor do they include income from such sources as contributions, gifts, and grants; dividends, interest, and investments; or sale or rental of real estate. Also excluded are rents from and receipts (gross as well as the establishment's share) of departments and concessions which are operated by others; sales of used equipment rented or leased to

customers; commissions from vending machine operators; and other nonoperating income such as royalties, franchise fees, etc.

Receipts in this report do not include service receipts of manufacturers, wholesalers, retail establishments, or other businesses whose primary activity is other than service. They do, however, include receipts other than from services rendered (e.g., sale of merchandise to individuals or other businesses) by establishments primarily engaged in performing services and classified in the service industries.

**Revenue (Basic dollar volume measure for firms exempt from Federal income tax).** Includes revenue from customers or clients for services rendered and merchandise sold during 1992, whether or not payment was received in 1992. Also included are income from interest, dividends, gross contributions, gifts, grants (whether or not restricted for use in operations), rents, royalties, dues and assessments from members and affiliates, and receipts from fundraising activities. Receipts from taxable business activities of firms exempt from Federal income tax (Unrelated Business Income) are also included in revenue.

Revenue does not include sales, admissions, or other taxes collected by the organization from customers or clients and paid directly to a local, State, or Federal tax agency; income from the sale of real estate, investments, or other assets (except inventory held for resale); gross receipts of departments, concessions, etc., that are operated by others; and amounts transferred to operating funds from capital or reserve funds.

**Expenses.** Expenses include payroll, employee benefits, interest, rent, payroll taxes, cost of supplies used for operation, depreciation expenses, fundraising expenses, contracted or purchased services, and other expenses charged to operations during 1992.

Expenses in this report exclude outlays for the purchase of real estate; construction and all other capital improvements; funds invested; assessments or dues paid to the parent or other chapters of the same organization; and, for fundraising organizations, funds transferred to charities and other organizations.

**Annual payroll.** Payroll includes all forms of compensation, such as salaries, wages, commissions, bonuses, vacation allowances, sick-leave pay, employee contributions to qualified pension plans, and the value of payments in kind (e.g., free meals and lodgings) paid during the year to all employees. Tips and gratuities received by employees from patrons and reported to employers are included. For corporations, payroll includes amounts paid to officers and executives; for unincorporated businesses, it does not include profit or other compensation of proprietors or partners. Payroll is reported before deductions for social security, income tax, insurance, union dues, etc. This definition of payroll is the same as that used by the Internal Revenue Service (IRS) on form 941.

**First-quarter payroll.** This item consists of payroll, as defined above, paid to persons employed at any time during the quarter January to March 1992.

**Paid employees for pay period including March 12.** Paid employees consist of the full- and part-time employees, including salaried officers and executives of corporations, who were on the payroll during the pay period including March 12. Included are employees on paid sick leave, paid holidays, and paid vacations; not included are proprietors and partners of unincorporated businesses. The definition of paid employees is the same as that used on IRS form 941.

**Auxiliary establishments.** Each company included in this census was asked to identify and separately report auxiliary locations whose primary functions were to manage, administer, service, or support the activities of the other establishments of the company. Data presented in this report do not include auxiliary establishments. Data for auxiliaries are presented in a subsequent report issued as part of the *1992 Enterprise Statistics* reports.

## KIND-OF-BUSINESS CLASSIFICATIONS

Services, as defined in Division I of the 1987 Standard Industrial Classification (SIC) manual, includes establishments primarily engaged in rendering a wide variety of services to individuals, business and government establishments, and other organizations.

Establishments covered by the census were assigned kind-of-business classifications according to the industry classifications defined in the 1987 SIC manual. When a more detailed classification than defined in the SIC manual was needed, additional kinds of business were identified within an SIC industry.

The basis for a kind-of-business classification is described above in Method of Classifying Kinds of Business. Descriptions of those kinds of business for which data are provided in this report follow.

### Hotels, Rooming Houses, Camps, and Other Lodging Places (SIC Major Group 70)

This group includes establishments engaged in providing lodging, or lodging and meals, and camping facilities. Hotels which provide accommodations for permanent residents (e.g., apartment hotels) and residential mobile home parks are classified in Real Estate, Major Group 65.

**Hotels and motels (SIC 7011).** Commercial establishments, known to the public as hotels, motor hotels, motels, or tourist courts, primarily engaged in providing lodging, or lodging and meals.

For large geographic areas, data are presented for the following subdivisions of this classification:

1. Hotels, 25 guestrooms or more.
2. Hotels, less than 25 guestrooms.
3. Motels, tourist courts.
4. Motor hotels.

The classification of individual establishments into hotels, motor hotels, and motels and tourist courts was based primarily on the respondents' self-designation.

**Rooming and boarding houses (SIC 702).** Establishments renting rooms, with or without board, on a fee basis. Homes for the elderly, for children, and for the handicapped that provide additional services, other than nursing care, are classified in Industry 8361, and homes that provide nursing and/or health-related care are classified in Industry Group 805. Rooming and boarding houses operated by membership organizations for their members only are classified in Industry 7041.

**Sporting and recreational camps (SIC 7032).** Sporting and recreational camps providing lodging and meals, or lodging only. Included are children's camps, fishing camps, hunting camps, and dude ranches. Day camps and sports instructional camps, such as baseball, basketball, or football camps, are classified in Industry 7999.

**Recreational vehicle parks and campsites (SIC 7033).** Establishments providing overnight or short-term sites for recreational vehicles, trailers, campers, or tents. Residential trailer and mobile home parks are classified in Real Estate, Major Group 65.

**Organization hotels and lodging houses, on membership basis (SIC 704).** Lodging houses and hotels operated by membership organizations for the benefit of their members and guests, and not open to the general public. Hotels operated by such organizations but open to the public are classified in Industry 7011. Residential homes for the elderly and others in need of residential, social, and personal care are classified in Industry 8361.

### Personal Services (SIC Major Group 72)

This group includes establishments primarily engaged in providing services generally to individuals, such as barber and beauty shops, drycleaning plants, laundries, and photographic studios. For establishments classified in Industry Group 721, collecting and distributing units (branch outlets, pickup stations, terminals, or depots) owned and operated by a firm which does its own laundry work are not classified as separate establishments. Data for these units are merged with data for the plant where the work is done.

**Power laundries, family and commercial (SIC 7211).**

Establishments primarily engaged in operating mechanical laundries with steam or other power. Excluded are establishments which have power laundry equipment but which are primarily engaged in a specialty, such as industrial laundering, linen rental, or diaper service. These establishments are classified in other categories within Industry Group 721. Independently owned agencies for laundry plants are classified in Industry 7212. Laundries using small power equipment of household type are classified in Industry 7219.

**Garment pressing, and agents for laundries and dry-cleaners (SIC 7212).**

Establishments primarily engaged in providing laundry and drycleaning services but which have the laundry and/or drycleaning work done by others. Establishments in this industry may do their own pressing or finishing work. Independently owned collecting and distributing agencies serving drycleaning plants or power laundries are included in this classification.

**Linen supply (SIC 7213).**

Establishments primarily engaged in supplying, on a rental basis, such laundered items as uniforms, aprons, table covers, bed linens, and towels. Establishments included in this classification may or may not operate their own laundry facilities.

**Coin-operated laundries and drycleaning (SIC 7215).**

Establishments primarily engaged in the operation of coin-operated or similar self-service laundry and/or drycleaning equipment. Included are establishments known as laundromats, launderettes, self-service drycleaners, etc. Establishments which operate such machinery in apartment houses, dormitories, and similar locations are included. Establishments which rent such machinery (e.g., to apartment houses) are classified in Industry 7359.

For large geographic areas, data are presented for the following subdivisions of this classification:

1. Coin-operated laundries and drycleaning stores.
2. Coin-operated laundry routes.

**Drycleaning plants, except rug cleaning (SIC 7216).**

Establishments primarily engaged in drycleaning or dyeing apparel and household fabrics other than rugs. Establishments primarily engaged in cleaning rugs are classified in Industry 7217. Independently owned agencies for cleaning plants are classified in Industry 7212. Establishments known as "tailor shops" or "cleaners" are included in this classification only if they do their own cleaning. Establishments primarily engaged in dyeing fabrics for the trade are classified in Manufacturing, Major Group 22.

**Carpet and upholstery cleaning (SIC 7217).**

Establishments primarily engaged in cleaning carpets and upholstered furniture. Establishments primarily engaged in rug repair are classified in Industry 7699, those primarily

engaged in reupholstering and repairing furniture are classified in Industry 7641, and those primarily engaged in building cleaning are classified in Industry 7349.

**Industrial launderers (SIC 7218).**

Establishments primarily engaged in supplying laundered or drycleaned work uniforms, wiping towels, protective apparel (gloves, flame resistant clothing, etc.), dust control items (treated mats or rugs, mops, cloths, etc.), and similar items to industrial, commercial, and government users. These items may belong to the industrial launderers and be supplied to users on a rental basis, or they may belong to the customers. Establishments included in this industry may or may not operate their own laundry or drycleaning facilities.

**Laundry and garment services, n.e.c. (SIC 7219).**

Establishments primarily engaged in furnishing other laundry services, including repair, alteration, and storage of clothes for individuals; diaper service; and hand laundries. Custom tailors, dressmakers, and fur shops making fur apparel to custom order are classified in Retail Trade.

**Photographic studios, portrait (SIC 722).**

Establishments primarily engaged in still or video portrait photography for the general public. Included in this classification are school, home, and transient portrait photographers. Establishments primarily engaged in commercial photography are classified in Industry 7335; those primarily engaged in video tape production other than portrait are classified in Industry 7812; and those primarily engaged in film developing and/or print processing for the trade or for the general public are classified in Industry 7384.

**Beauty shops (SIC 723).**

Establishments primarily engaged in providing beauty services or both beauty and barber services. Beauty and cosmetology schools are also included. Beauty shop concessions (owned and operated by concessionaires) in hotels, department stores, etc., are classified in this industry and treated as separate establishments. However, beauty shops owned by and operated as part of other businesses (e.g., hotels, department stores) are considered part of the main establishment.

**Barber shops (SIC 724).**

Establishments primarily engaged in providing barber and men's hair styling services. Barber colleges are also included. Barber shop concessions (owned and operated by concessionaires) in hotels, department stores, etc., are classified in this industry and treated as separate establishments. However, barber shops owned by and operated as part of other businesses (e.g., hotels, department stores) are considered part of the main establishment.

**Shoe repair shops and shoeshine parlors (SIC 725).**

Establishments primarily engaged in repairing footwear or shining shoes. Also included are establishments engaged in cleaning and blocking hats. Shoe repair and shoeshine departments (owned and operated by concessionaires) in

hotels, department stores, etc., are classified in this industry and treated as separate establishments. However, shoe repair shops and shoeshine parlors owned and operated as part of other businesses (e.g., hotels, department stores) are considered part of the main establishment.

**Funeral service and crematories (SIC 726).** Establishments primarily engaged in preparing the dead for burial, conducting funerals, and cremating the dead. Receipts include sales of funeral merchandise, such as caskets and burial clothing, and other services provided directly by the establishments. Also included in the receipts are reimbursements for cash advances made to other establishments for funeral-related merchandise sales and services, such as flowers. Cemeteries, and crematories operated in conjunction with cemeteries, are classified in Real Estate, Industry 6553; crematories and burial services for pets are classified in Agriculture, Industry 0752.

**Tax return preparation services (SIC 7291).** Establishments primarily engaged in providing tax return preparation services without also providing accounting, auditing, or bookkeeping services. Establishments providing tax return preparation services which also provide accounting, auditing, or bookkeeping services are classified in Industry 8721. Tax return preparation services (owned and operated by concessionaires) in department stores, etc., are classified in this industry and treated as separate establishments. However, tax return preparation services owned and operated as part of other businesses are considered part of the main establishment.

**Miscellaneous personal services, n.e.c. (SIC 7299).** Establishments primarily engaged in providing personal services, not elsewhere classified, such as saunas; steam and Turkish baths; costume and formal wear rental; operation of coin-operated personal service machines, such as weighing machines, public lockers (except cold storage), pay toilets, etc.; checkroom concessions; dating service; diet or weight reducing workshops; and tanning salons. Establishments operating coin-operated amusement machines, such as pinball machines and juke boxes, are classified in Industry 7993. The operation of physical fitness facilities, including health fitness spas and reducing salons, is classified in Major Group 70 if lodging is also provided and in Industry 7991 if lodging is not provided.

For large geographic areas, data are presented for the following subdivisions of this classification:

1. Massage parlors, tanning salons, and saunas.
2. Diet and weight reducing services.
3. Formal wear rental.
4. Other personal services, n.e.c.

### **Business Services (SIC Major Group 73)**

This group includes establishments primarily engaged in providing services, not elsewhere classified, to business establishments on a contract or fee basis.

**Advertising agencies (SIC 7311).** Establishments primarily engaged in preparing advertising (writing copy, artwork, graphics, and other creative work) and placing such advertising in periodicals, newspapers, radio, television, or other advertising media for clients on a contract or fee basis. Establishments which place advertising with media but perform no creative services (media buying services) are classified in Industry 7319. Establishments which write advertising copy but do not place the advertising with media are classified in Industry 8999. Establishments which provide commercial art, graphics, or other creative advertising services but do not place the advertising with media are classified in Industry Group 733. Establishments which solicit advertising for nonaffiliated radio, television, newspapers, or magazines are classified in Industry 7313.

**Outdoor advertising services (SIC 7312).** Establishments primarily engaged in the preparation of poster displays and painted and electric displays on billboards, panels, bulletins, and frames, principally outdoors. Such establishments may (as incidental services) construct, repair, and maintain display boards and may post advertisements. Sign painting shops are classified in Industry 7389. Shops which make neon signs to order are classified in Manufacturing. Establishments primarily engaged in erecting signs are classified in Construction.

**Radio, television, and publishers' advertising representatives (SIC 7313).** Establishments primarily engaged in soliciting advertising on a contract or fee basis for (nonaffiliated) newspapers, magazines, and other publications, or for radio and television stations. Advertising sales offices operated by the media are classified as auxiliaries.

For large geographic areas, data are presented for the following subdivisions of this classification:

1. Radio and television advertising representatives.
2. Publishers' advertising representatives.

**Advertising, n.e.c. (SIC 7319).** Establishments primarily engaged in furnishing advertising services, not elsewhere classified, such as handbill distribution, distribution of samples, and transit advertising. Establishments which provide commercial art, graphics, or other creative advertising services but do not place the advertising with the media, are classified in Industry Group 733. Establishments primarily engaged in direct mail advertising, compiling and selling mailing lists, and related services are classified in Industry 7331.

**Adjustment and collection services (SIC 7322).** Establishments primarily engaged in the collection or adjustment of claims other than insurance. Establishments providing insurance adjustment services are classified in Insurance, Major Group 64. Establishments providing debt counseling or adjustment services for individuals are classified in Industry 7299. Centralized charge services are classified in Finance, Major Group 61.



**Credit reporting services (SIC 7323).** Establishments primarily engaged in providing mercantile and consumer credit reporting services. Establishments primarily engaged in conducting personal investigations (background) and preparing reports for insurance companies and other business firms are classified in Industry 7389.

**Direct mail advertising services (SIC 7331).** Establishments primarily engaged in furnishing direct mail advertising services, such as creating, producing, and mailing direct mail advertising. This industry also includes establishments primarily engaged in compiling and selling mailing lists. Establishments primarily engaged in reproducing direct mail copy to order but also providing other direct mail advertising services are classified in Manufacturing if they print the copy, and in Industry 7334 if they duplicate the copy by photocopying or similar reproduction methods.

For large geographic areas, data are presented for the following subdivisions of this classification:

1. Mailing list compilers, brokers, and managers.
2. Direct mail advertising services, except mailing list services.

**Photocopying and duplicating services (SIC 7334).** Establishments primarily engaged in reproducing text, drawings, plans, maps, or other copy by blueprinting, photocopying, mimeographing, or other methods of duplication other than printing or microfilming. Printing, including "quick printing," is classified in Manufacturing, and microfilming is classified in Industry 7389.

For large geographic areas, data are presented for the following subdivisions of this classification:

1. Blueprinting and photocopying services.
2. Duplicating services, except printing and photocopying.

**Commercial photography (SIC 7335).** Establishments engaged in providing commercial photography services for advertising agencies, publishers, and other business and industrial users. Establishments engaged in still and video portrait photography are classified in Industry 7221, and those primarily engaged in mapmaking are classified in Industry 7389. Establishments primarily engaged in medical photography are classified in Industry 8099. Establishments primarily engaged in producing commercial video tape or films are classified in Industry 7812.

**Commercial art and graphic design (SIC 7336).** Establishments primarily engaged in providing commercial art or graphic design services for advertising agencies, publishers, and other business and industrial users. Producers of still and slide films are classified here. Establishments primarily engaged in art, except commercial and medical art, are classified in Industry 8999; those engaged in medical art are classified in Industry 8099; and those providing drafting services are classified in Industry 7389.

For large geographic areas, data are presented for the following subdivisions of this classification:

1. Commercial art.
2. Graphic arts and related design.

**Secretarial and court reporting services (SIC 7338).** Establishments primarily engaged in furnishing secretarial, typing, word processing, resume writing, and court reporting services.

**Disinfecting and pest control services (SIC 7342).** Establishments primarily engaged in providing disinfection and termite, insect, rodent, and other pest control generally in dwellings or other buildings. Establishments primarily engaged in pest control for lawns or agricultural production are classified in Agriculture.

**Building cleaning and maintenance services, n.e.c. (SIC 7349).** Establishments primarily engaged in furnishing building cleaning and maintenance services, not elsewhere classified, such as window cleaning, janitorial services, floor waxing, and office cleaning. General contractors and special trade contractors primarily engaged in building repair work, cleaning building exteriors by sand or steam blasting, or cleaning up after construction are classified in Construction.

**Medical equipment rental and leasing (SIC 7352).** Establishments primarily engaged in renting or leasing (except finance leasing) medical equipment. These establishments may also sell medical supplies, but establishments primarily engaged in selling medical supplies are classified in Wholesale or Retail Trade. Establishments primarily engaged in finance leasing are classified in Finance, Industry 6159.

**Heavy construction equipment rental and leasing (SIC 7353).** Establishments primarily engaged in renting or leasing (except finance leasing) heavy construction equipment, with or without operators. Establishments primarily engaged in finance leasing are classified in Finance, Industry 6159.

For large geographic areas, data are presented for the following subdivisions of this classification:

1. Rental and leasing of heavy construction equipment without operators.
2. Rental and leasing of heavy construction equipment with operators.

**Equipment rental and leasing, n.e.c. (SIC 7359).** Establishments primarily engaged in renting or leasing (except finance leasing) equipment, not elsewhere classified, such as tools, furniture, industrial equipment (except heavy construction), televisions, appliances, party supplies, etc. Establishments primarily engaged in finance leasing are classified in Finance, Industry 6159.

Establishments renting or leasing automobiles and trucks without drivers are classified in Industry Group 751; those renting with drivers, in Transportation. Establishments renting (or leasing) medical equipment are classified in Industry 7352; video tapes and cassettes, in Industry 7841; amusement and recreation items, such as bicycles, beach chairs, etc., in Industry 7999; personal items, such as formal wear, lockers (other than refrigerated), and pillows, in Industry 7299; commercial boats, in Water Transportation, Major Group 44. Direct leasing of machinery or equipment by the manufacturer is classified in Manufacturing or Wholesale Trade. Establishments primarily leasing computer time, including time-sharing services, are classified in Industry 7374; and those renting or leasing computers or data processing equipment, in Industry 7377.

For large geographic areas, data are presented for the following subdivisions of this classification:

1. Equipment rental, except rent-to-own.
2. Equipment leasing, except finance leasing.
3. Rent-to-own.

**Employment agencies (SIC 7361).** Establishments primarily engaged in providing placement and employment services for employers or those seeking employment. Modeling agencies and nurses' registries are included. Theatrical employment agencies are classified in Industry 7922; motion picture casting bureaus, in Industry 7819; and establishments engaged in furnishing help to other businesses, in Industry 7363.

**Help supply services (SIC 7363).** Establishments primarily engaged in supplying temporary or continuing help (except agricultural) to other businesses on a contract or fee basis. The help supplied is on the payroll of the supplying establishment but is under the direct or general supervision of the business to whom the help is furnished. Establishments primarily engaged in providing placement and employment services are classified in Industry 7361. Establishments which provide both management and staff to operate a business are classified according to the type of activity of the business. Establishments primarily engaged in furnishing personnel to perform a range of services in support of the operation of other establishments are classified in Industry 8744. Farm labor supply is classified in Agriculture, Industry 0761.

For large geographic areas, data are presented for the following subdivisions of this classification:

1. Temporary help supply.
2. Employee leasing.
3. Other help supply services.

**Computer programming services (SIC 7371).** Establishments primarily engaged in providing custom computer programming services on a contract or fee basis. These

establishments often perform a variety of additional services, such as computer software design and analysis, modification of existing software, and training in the use of custom software. Establishments primarily engaged in the development and marketing of prepackaged software are classified in Industry 7372. Computer processing services are classified in Industry 7374.

**Prepackaged software (SIC 7372).** Establishments primarily engaged in designing and developing prepackaged software, including operating, utility, and applications programs. These establishments may also prepare software documentation for the user, install software for the user, and train the user in the use of the software. Establishments primarily engaged in buying and selling prepackaged software are classified in Wholesale or Retail Trade. Custom computer software services, including computer code authors, are classified in Industry 7371.

**Computer integrated systems (SIC 7373).** Establishments primarily engaged in developing or modifying computer software and packaging or bundling the software with hardware (computers and peripheral equipment) to create an integrated system for specific application. These establishments are involved in all phases of systems development, from design through installation. Establishments primarily engaged in buying and selling computer software and/or hardware are classified in Wholesale or Retail Trade, and establishments primarily engaged in manufacturing computers and/or peripheral equipment are classified in Manufacturing.

**Computer processing and data preparation and processing services (SIC 7374).** Establishments primarily engaged in providing computer processing and data preparation services. Service may consist of complete processing and preparation of reports from data supplied by the customer, or it may be specialized, such as data entry or making data processing equipment available on an hourly or time-sharing basis.

**Information retrieval services (SIC 7375).** Establishments primarily engaged in providing on-line information retrieval services on a contract or fee basis. The information generally involves a range of subjects and is taken from other primary sources. Establishments which collect and originate the data are classified in the industry associated with that activity.

**Computer facilities management services (SIC 7376).** Establishments primarily engaged in providing on-site management and operation of computer and data processing facilities on a contract or fee basis. Establishments primarily engaged in providing computer and data processing at their own facilities are classified in Industry 7374.

**Computer rental and leasing (SIC 7377).** Establishments primarily engaged in renting or leasing (except finance) computers and related data processing equipment on the

customers' site, whether or not also providing maintenance or support services. Establishments primarily engaged in both manufacturing and leasing computers and related data processing equipment are classified in Division D, Manufacturing, and separate establishments owned by the manufacturer and primarily engaged in leasing are classified in Wholesale Trade. Establishments primarily engaged in finance leasing of computers and related data processing equipment are classified in Finance, Industry 6159, and those primarily engaged in leasing computer time are classified in Industry 7374.

**Computer maintenance and repair (SIC 7378).** Establishments primarily engaged in the maintenance and repair of computers and computer peripheral equipment.

**Computer related services, n.e.c. (SIC 7379).** Establishments primarily engaged in providing computer related services, not elsewhere classified, such as computer consulting, disk and diskette conversion, and tape recertification.

For large geographic areas, data are presented for the following subdivisions of this classification:

1. Computer consultants.
2. Miscellaneous computer services, n.e.c.

**Detective, guard, and armored car services (SIC 7381).** Establishments primarily engaged in providing detective, guard, and armored car services. Fingerprint service, polygraph service, and rental of dogs for protective service are included in this classification.

For large geographic areas, data are presented for the following subdivisions of this classification:

1. Detective agencies and guard services.
2. Armored car services.

**Security systems services (SIC 7382).** Establishments primarily engaged in monitoring and maintaining security systems devices, such as burglar and fire alarms. These establishments may also sell, lease, and/or install the security systems which they monitor and maintain. Establishments primarily engaged in the sales and installation, or installation only, of such devices are classified in Construction, Industry 1731.

**News syndicates (SIC 7383).** Establishments primarily engaged in providing news, pictures, features, and news reporting services to newspapers and periodicals. Separate establishments of newspaper and periodical publishers which are engaged in gathering news are classified as auxiliaries.

**Photofinishing laboratories (SIC 7384).** Establishments primarily engaged in developing film and photographic prints and enlargements. Data for retail outlets (kiosks),

which are owned and operated by photofinishing laboratories for the pickup and delivery of film, are merged with data for the laboratory which owns them and are not treated as separate establishments. Establishments primarily engaged in processing motion picture and video film for the motion picture and television industries are classified in Industry 7819.

For large geographic areas, data are presented for the following subdivisions of this classification:

1. Photofinishing laboratories, except "one-hour" (mini) labs.
2. "One-hour" (mini) photofinishing.

**Business services, n.e.c. (SIC 7389).** Establishments primarily engaged in furnishing business services, not elsewhere classified, such as auctioneers' establishments (service only), business brokers, drafting service, independent lecture bureaus, inspection service, printing brokers, notaries public, and shop window decoration or trimming, on a commission or fee basis.

For large geographic areas, data are presented for the following subdivisions of this classification:

1. Sign painting shops. Establishments primarily engaged in making signs to individual order or in doing office door and window lettering. Establishments primarily engaged in making signs other than on a custom basis and neon sign manufacturers are classified in Manufacturing.
2. Interior designing. Establishments primarily engaged in advising clients on the selection of furniture, draperies, rugs, and other interior decorations on a commission or fee basis. Establishments providing interior designing service but primarily engaged in the sale of merchandise, are not included. Painting and papering contractors who frequently call themselves "interior decorators" are classified in Construction.
3. Telephone answering services. Establishments primarily engaged in transmitting telephone messages to their clients. Paging services are classified in Communications.
4. Water softening and conditioning services. Establishments primarily engaged in softening water by chemical treatment or other methods.
5. Packaging and labeling services. Establishments primarily engaged in packaging and labeling products, on a contract or fee basis, in packages or other containers normally intended for retail distribution. Companies primarily engaged in packing, crating, and otherwise preparing goods for shipping are classified in Transportation.
6. Trading stamp services. Establishments primarily engaged in selling trading stamps or merchandise coupons to merchants. The redemption stores of trading stamp companies are classified as auxiliary to this industry.

7. Convention and trade show services. Establishments primarily engaged in providing a variety of services to conventions and trade shows on a contract or fee basis, including decoration services, registration services, promotion, and other administrative functions.
8. Private mail centers. Establishments primarily engaged in providing mailbox rental and other postal and mailing (except advertising) services. In addition, establishments may provide typing, photocopying, and FAX services, and may sell office supplies.
9. Miscellaneous business services, n.e.c. Establishments primarily engaged in furnishing business services, not elsewhere classified.

### **Automotive Repair, Services, and Parking (SIC Major Group 75)**

This group includes establishments primarily engaged in furnishing automotive repair, rental, leasing, parking, and other services. Similar facilities owned and operated by concerns for their own use and not available to the general public are treated as auxiliary establishments of those concerns and are not included here. Automotive repair shops operated by establishments engaged in the sale of new automobiles are classified in Retail Trade, as are those operated by gasoline service stations (where sales of merchandise (including fuel) exceed repair receipts). Automobile driving instruction is classified in Industry 8299.

#### **Truck rental and leasing, without drivers (SIC 7513).**

Establishments primarily engaged in short-term rental or extended-term leasing (with or without maintenance) of trucks, truck tractors, or semitrailers without drivers. Establishments primarily engaged in renting or leasing, except finance leasing, of industrial trucks are classified in Industry 7359; those renting or leasing trucks with drivers are classified in Transportation, Industry Group 421; and those renting or leasing heavy construction and earth moving equipment are classified in Industry 7353. Establishments primarily engaged in finance leasing are classified in Finance, Major Group 61.

For large geographic areas, data are presented for the following subdivisions of this classification:

1. Truck rental, without drivers.
2. Truck leasing, except finance leasing.

**Passenger car rental (SIC 7514).** Establishments primarily engaged in short-term rental of passenger cars without drivers. Data for separate automotive rental offices or concessions (e.g., airport locations) in the same metropolitan area, for which a common fleet of cars is maintained, are merged and not considered as separate establishments. Establishments primarily engaged in renting automobiles with drivers are classified in Transportation, Industry 4119.

**Passenger car leasing (SIC 7515).** Establishments primarily engaged in extended-term leasing of passenger cars without drivers. These establishments may or may not provide maintenance of vehicles as part of the lease contract. Establishments primarily engaged in renting automobiles with drivers are classified in Transportation, Industry 4119. Establishments primarily engaged in finance leasing are classified in Finance, Major Group 61.

#### **Utility trailer and recreational vehicle rental (SIC 7519).**

Establishments primarily engaged in daily or extended-term rental of utility trailers and recreational vehicles. Establishments primarily engaged in renting motorcycles, bicycles, golf carts, gocarts, or recreational boats are classified in Industry 7999, and those engaged in renting airplanes are classified in Industry 7359. Establishments primarily engaged in the rental of mobile homes on site are classified in Real Estate, Industry 6515.

#### **Automobile parking (SIC 7521).**

Establishments primarily engaged in the temporary parking of automobiles usually on an hourly, daily, or monthly contract or fee basis. Excluded are municipal parking lots and lots operated by establishments or institutions primarily engaged in other activities (e.g., department stores, hospitals, restaurants). Valet parking is classified in Industry 7299. Establishments primarily engaged in extended or dead storage of automobiles are classified in Transportation, Industry 4226.

For large geographic areas, data are presented for the following subdivisions of this classification:

1. Parking lots.
2. Parking structures.

#### **Top, body, and upholstery repair shops and paint shops (SIC 7532).**

Establishments primarily engaged in the repair of automotive tops, bodies, and interiors, or automotive painting and refinishing. Also included in the industry are establishments primarily engaged in customizing automobiles, trucks, and vans, except on a factory basis. Those engaged in customizing automobiles, trucks, and vans on a factory basis are classified in Manufacturing, Industry Group 371.

For large geographic areas, data are presented for the following subdivisions of this classification:

1. Top and body repair shops.
2. Paint shops.

#### **Automotive exhaust system repair shops (SIC 7533).**

Establishments primarily engaged in the installation, repair, or sale and installation of automotive exhaust systems. The sale of mufflers, tailpipes, and catalytic converters is considered to be incidental to the installation of these products.

#### **Tire retreading and repair shops (SIC 7534).**

Establishments primarily engaged in repairing and retreading automotive tires. Establishments classified here may either retread customers' tires or retread tires for sale or exchange to the user or the trade.

**Automotive glass replacement shops (SIC 7536).** Establishments primarily engaged in the installation, repair, or sale and installation of automotive glass. The sale of the glass is considered incidental to the replacement.

**Automotive transmission repair shops (SIC 7537).** Establishments primarily engaged in the installation, repair, or sale and installation of automotive transmissions. The sale of transmissions and related parts is considered incidental to transmission installation or repair.

**General automotive repair shops (SIC 7538).** Establishments primarily engaged in general automotive repair, such as engine repair shops (except industrial truck engines), general repair and service garages, and diesel engine repair shops. Establishments primarily engaged in specialized repair of individual engine components, not elsewhere classified, are classified in Industry 7539. Establishments primarily engaged in repair of motorcycles are classified in Industry 7699.

For large geographic areas, data are presented for the following subdivisions of this classification:

1. General automotive repair shops, except diesel.
2. Diesel repair shops.

**Automotive repair shops, n.e.c. (SIC 7539).** Establishments primarily engaged in specialized automotive repair, not elsewhere classified, such as fuel service (carburetor repair), brake relining, front-end and wheel alignment, and radiator repair. Establishments primarily engaged in automotive welding are classified in Industry 7692.

For large geographic areas, data are presented for the following subdivisions of this classification:

1. Radiator repair.
2. Brake, front end, and wheel alignment.
3. Carburetor repair shops.
4. Automotive electrical repair shops.
5. Other automotive repair shops, n.e.c. Establishments primarily engaged in specialized automotive repairs, not elsewhere classified, such as frame repair, piston ring service and repair, speedometer repair, and heater and air-conditioning repair.

**Carwashes (SIC 7542).** Establishments primarily engaged in washing, waxing, and polishing motor vehicles or furnishing facilities for the self-service washing of motor vehicles.

**Automotive services, except repair and carwashes (SIC 7549).** Establishments primarily engaged in furnishing automotive services, except repair and carwashes, such as lubricating service, towing service, diagnostic service, undercoating service, and inspection service.

For large geographic areas, data are presented for the following subdivisions of this classification:

1. Lubrication shops.
2. Towing services.
3. Other automotive services, n.e.c.

### **Miscellaneous Repair Services (SIC Major Group 76)**

This group includes establishments primarily engaged in miscellaneous repair services, not elsewhere classified. Repair departments of retail dealers or manufacturers are not included unless operated as separate establishments and reported as such. This group does not include some repair services of which the more important are: repair to structures (classified in Construction); garment and shoe repair (classified in Major Group 72); automotive repair services (classified in Major Group 75); electronic computer and computer peripheral equipment repair services (classified in Industry 7378); ship and boat repair (classified in Manufacturing); and railroad repair (classified in Manufacturing).

**Radio and television repair shops (SIC 7622).** Establishments primarily engaged in repairing radios, televisions, phonographs, stereo equipment, and tape recorders. Also included are establishments engaged in installing and repairing television, amateur, and citizens' band antennas, and those engaged in installing and servicing similar equipment in homes, offices, boats, automobiles, or other vehicles. Establishments primarily engaged in installation, repair, or maintenance of radio and television broadcast transmitting antennas and towers are classified in Construction. Repair departments of radio and television dealers are not included here unless operated and reported as separate establishments.

**Refrigeration and air-conditioning service and repair shops (SIC 7623).** Establishments primarily engaged in servicing and repairing household and commercial electrical refrigerators and air-conditioning and refrigeration equipment. Establishments primarily engaged in servicing and repairing gas refrigeration equipment are classified in Industry 7699, and those repairing automotive air-conditioning equipment are classified in Industry 7539. Establishments primarily engaged in installing refrigeration and air-conditioning systems are classified in Construction.

**Electrical and electronic repair shops, n.e.c. (SIC 7629).** Establishments primarily engaged in servicing and repairing electrical and electronic equipment, not elsewhere classified, such as electrical household appliances (washing machines, vacuum cleaners, irons, toasters, etc.) and electrical and electronic industrial equipment. Electrical contractors and electrical shops engaged primarily in house wiring are included in Construction, Industry 1731. The repair of electric motors is classified in Industry 7694. Repair of electronic computers and computer peripheral equipment is classified in Industry 7378.

**Watch, clock, and jewelry repair (SIC 763).** Establishments primarily engaged in the repair of watches, clocks, or jewelry. Establishments primarily engaged in assembling watches from purchased parts are classified in Manufacturing, Industry 3873.

**Reupholstery and furniture repair (SIC 764).** Establishments primarily engaged in furniture reupholstery and repair. Establishments primarily engaged in selling upholstery materials, making slipcovers and draperies to order, or in upholstering new frames to individual order are classified in Retail Trade, as are establishments making furniture and cabinets on a custom basis.

**Welding repair (SIC 7692).** Establishments primarily engaged in repair work by welding, including automotive welding. Welding in connection with the manufacture of a product is classified in Manufacturing. Welding contractors doing welding work at construction sites are classified in Construction, Industry 1799.

**Armature rewinding shops (SIC 7694).** Establishments primarily engaged in rewinding armatures and rebuilding or repairing electric motors. Establishments classified here may either repair customers' equipment or repair their own equipment for sale or exchange to users or to the trade. Establishments primarily engaged in the repair of electrical appliances are classified in Industry 7629.

**Repair shops and related services, n.e.c. (SIC 7699).** Establishments primarily engaged in specialized repair services, not elsewhere classified, such as farm machinery and equipment repair; lawnmower, saw, knife, and tool sharpening and repair; bicycle repair; lock and gun repair; musical instrument repair; and the repair of typewriters. Repair services which involve primarily electrical or electronic equipment or components are classified in Industry 7629; however, primarily mechanical repair of electrically powered equipment, such as electric sewing machine repair, is included here.

For large geographic areas, data are presented for the following subdivisions of this classification:

1. Farm machinery and equipment repair.
2. Lawnmower and other small gasoline engine repair. Establishments primarily engaged in saw, knife, and tool sharpening are also included here.
3. Sewer and septic tank cleaning services. Establishments primarily engaged in cleaning or repairing sewers and septic tanks. Establishments which install septic tanks are classified in Construction.
4. Other repair and related services, n.e.c. Establishments primarily engaged in specialized repair services, not elsewhere classified, such as aircraft flight instrument repair (except electrical), blacksmith shops, bicycle repair, boiler repair, photographic equipment repair,

dental instrument repair, furnace and chimney cleaning, gunsmith shops, key duplicating shops, motorcycle repair, musical instrument tuning and repair, taxidermists, typewriter repair, umbrella repair, and venetian blind repair.

### **Motion Pictures (SIC Major Group 78)**

This group includes establishments producing and distributing motion pictures, exhibiting motion pictures in commercially operated theaters, and furnishing services to the motion picture industry. The term "motion pictures" includes similar productions for television or other media using film, tape, or other means.

**Motion picture and video tape production (SIC 7812).** Establishments primarily engaged in the production of theatrical and nontheatrical motion pictures and video tapes for exhibition or sale. Establishments engaged in both production and distribution of motion pictures are included here, as well as those engaged in the production of educational, industrial, and religious films. Establishments primarily engaged in motion picture and video tape reproduction are classified in Industry 7819.

For large geographic areas, data are presented for the following subdivisions of this classification:

1. Motion picture production, except for television.
2. Motion picture and tape production for television.

**Services allied to motion picture production (SIC 7819).** Establishments primarily engaged in performing auxiliary services to motion picture production, such as motion picture film processing, editing, and titling. Also included are casting bureaus, wardrobe and studio property rental, rental and repair of cameras and other motion picture equipment, stock footage film libraries, and television tape services (editing, transfers, etc.).

**Motion picture and video tape distribution (SIC 7822).** Establishments primarily engaged in the distribution (rental or sale) of theatrical and nontheatrical motion picture films or in the distribution of video tapes and disks, except to the general public. Establishments engaged in both distribution and production are classified in Industry 7812. Establishments primarily engaged in renting video tapes and disks to the general public are classified in Industry 7841, and those engaged in the sale of video tape and disks to individuals for personal or household use are classified in Retail Trade, Industry 5735.

For large geographic areas, data are presented for the following subdivisions of this classification:

1. Motion picture film exchanges.
2. Film and tape distribution for television.
3. Video tape wholesalers.

**Services allied to motion picture distribution (SIC 7829).** Establishments primarily engaged in performing auxiliary services to motion picture distribution, such as film delivery service, film purchasing and booking agencies, and film libraries.

**Motion picture theaters, except drive-in (SIC 7832).** Commercially operated theaters primarily engaged in the indoor exhibition of motion pictures.

**Drive-in motion picture theaters (SIC 7833).** Commercially operated theaters, commonly known as drive-in theaters, primarily engaged in the outdoor exhibition of motion pictures.

**Video tape rental (SIC 7841).** Establishments primarily engaged in renting recorded video tapes and disks to the general public for personal or household use. Establishments primarily engaged in renting video recorders and players are classified in Industry 7359. Establishments primarily engaged in selling recorded video tapes and disks to the general public are classified in Retail Trade, Industry 5735, and those engaged in the wholesale distribution of recorded video tapes and disks are classified in Industry 7822.

### **Amusement and Recreation Services, Except Motion Pictures (SIC Major Group 79)**

This group includes establishments primarily engaged in providing amusement, recreation, or entertainment services, not elsewhere classified. Gambling businesses, where legal, are also included in this Major Group; however, combined gambling and lodging facilities with 25 guestrooms or more are classified in Industry 7011. Establishments primarily engaged in operating museums, art galleries, arboreta, and botanical and zoological gardens are classified in Major Group 84.

**Dance studios, schools, and halls (SIC 791).** Establishments primarily engaged in operating public dance halls or ballrooms, dance studios, and dance schools. Establishments primarily engaged in renting facilities used as dance halls or ballrooms are classified in Real Estate, Industry 6512.

**Theatrical producers (except motion picture) and miscellaneous theatrical services (SIC 7922).** Establishments primarily engaged in providing live theatrical presentations, such as road companies and summer theaters. This industry also includes services allied with theatrical presentations, such as casting agencies; booking agencies for plays, artists, and concerts; scenery, lighting, and other equipment services; and theatrical ticket agencies. Also included in this industry are producers of live and taped radio programs and commercials and producers of live television programs.

For large geographic areas, data are presented for the following subdivisions of this classification:

1. Producers of live theatrical productions. Stock or repertory companies, whether or not operating their own theaters, are included here. Establishments primarily engaged in producing shows for dinner theaters but not operating the food service are also included here. Dinner theaters operating food service are classified in Retail Trade, Industry 5812.
2. Producers of radio and television shows, except tape producers. Establishments primarily engaged in producing shows for live presentation on radio and television. Producers of motion picture and television tape are classified in Industry 7812 and producers of radio tape in the subgroup Other theatrical services.
3. Artists' and entertainers' managers or agents, concert bureaus, and booking agents.
4. Other theatrical services. Establishments engaged in theatrical services, not elsewhere classified, such as ticket agencies; theatrical, television, and radio employment agencies; theatrical equipment rental and design; and lighting. Radio show tape producers are included here.

**Bands, orchestras, actors, and other entertainers and entertainment groups (SIC 7929).** Establishments primarily engaged in providing entertainment other than live theatrical presentations. These establishments include bands, orchestras, and entertainers.

For large geographic areas, data are presented for the following subdivisions of this classification:

1. Dance groups and artists.
2. Symphony orchestras, opera companies, and chamber music organizations.
3. Other music groups and artists. Dance and stage bands, orchestras (except symphony or chamber), combos, quintets, soloists, and similar musical organizations, groups, and artists.
4. Other entertainers and entertainment groups. Entertainers other than dance bands, symphony orchestras, dance groups, or similar musical and dance organizations.

**Bowling centers (SIC 7933).** Establishments primarily engaged in providing facilities for bowling.

**Professional sports clubs and promoters (SIC 7941).** Operators and promoters of professional and semiprofessional athletic clubs, promoters of athletic events, and managers of individual professional athletes. Receipts from radio or television broadcasts, from sales of players, from concession operators, and from noncustomer sources are not included in the total receipts for the activities

classified here. Establishments primarily engaged in renting stadiums and athletic fields to sports promoters and clubs are classified in Real Estate, Industry Group 651.

For large geographic areas, data are presented for the following subdivisions of this classification:

1. Baseball clubs.
2. Football clubs.
3. Other professional sports clubs.
4. Managers and promoters.

**Racing, including track operation (SIC 7948).** Promoters and participants in racing activities, including racetrack operators, operators of racing stables, jockeys, racehorse trainers, and race car owners and operators. Establishments which own racetracks but do not engage in promotion of racing events, are classified in Real Estate, Industry Group 651. Stables and kennels primarily engaged in breeding or boarding horses and dogs are classified in Agriculture, Industry 0752.

For large geographic areas, data are presented for the following subdivisions of this classification:

1. Auto racetrack operation.
2. Horse racetrack operation.
3. Dog racetrack operation.
4. Racing stables and racing, n.e.c.

**Physical fitness facilities (SIC 7991).** Establishments primarily engaged in operating reducing and other health clubs, spas, and similar facilities featuring exercise and other active physical fitness conditioning, whether or not on a membership basis. Establishments providing aerobic dance and exercise classes are also included here. Sports and recreation clubs are classified in Industry 7997 if operated on a membership basis, and in Industry 7992 or 7999 if open to the general public. Health resorts and spas providing lodging are classified in Major Group 70. Establishments that promote physical fitness through diet control are classified in Industry 7299.

For large geographic areas, data are presented for the following subdivisions of this classification:

1. Physical fitness centers, except gymnasiums and athletic clubs.
2. Gymnasiums and athletic clubs.

**Public golf courses (SIC 7992).** Privately operated establishments primarily engaged in the operation of golf courses open to the general public on a fee basis. Municipally owned and operated golf courses are not included. Membership golf and country clubs are classified in Industry 7997. Miniature golf courses and golf driving ranges are classified in Industry 7999.

**Coin-operated amusement devices (SIC 7993).** Establishments primarily engaged in operating coin-operated amusement devices either in their own or in other places of business. Such amusement devices include juke boxes, pinball machines, mechanical games, video games, slot machines (where legal), and similar types of amusement equipment. The amusement devices may also be operated by bills. Amusement arcades and parlors are also included. Establishments primarily engaged in rental of such devices are classified in Industry 7359.

**Amusement parks (SIC 7996).** Establishments known as amusement parks, theme parks, kiddie parks, etc., which group together a number of attractions, such as mechanical rides, amusement devices, refreshment stands, and picnic grounds. Individual ride operators or concessionaires operating within the park are classified in Industry 7999, as are carnivals operating without a fixed exhibition site. Owners of the park grounds (who do not operate the amusement parks) are classified in Real Estate, Industry Group 651.

**Membership sports and recreation clubs (SIC 7997).** Sports and recreation clubs which maintain facilities for use only by members and their guests, such as country, golf, tennis, yacht, and swimming clubs. Such establishments are classified here regardless of the proportion of receipts derived from food or liquor sales. Membership organizations engaged in civic, social, or fraternal activities are classified in Industry 864. Physical fitness facilities are classified in Industry 7991.

**Amusement and recreation services, n.e.c. (SIC 7999).** Establishments primarily engaged in the operation of sports, amusement, and recreation services, not elsewhere classified, such as bathing beaches, swimming pools, and riding academies and schools. Membership sports and recreation clubs not open to the general public are classified in Industry 7997.

For large geographic areas, data are presented for the following subdivisions of this classification:

1. Concession operators of amusement devices and rides. Concession operators of mechanical rides or of amusement devices in amusement parks, carnivals, circuses, or fairs; or operators of independently operated rides or devices of this type.
2. Carnivals and circuses. Establishments operating a group of amusement, service, and/or retail units, generally known as carnivals, which do not have any fixed exhibition site; or companies engaged in the operation of circuses having acrobatic and animal shows and individual circus acts. Side shows are included here. Individual performers in circuses are classified in Other entertainers and entertainment groups, a subgroup of Industry 7929.
3. Fairs. Establishments primarily engaged in arranging and operating the exhibitions and related activities



usually associated with county, State, or similar fairs. Carnivals and side shows which are part of the fairs but which are independently owned and operated are included in the subgroup Carnivals and circuses. Other independently owned and operated amusement device and ride concessions are included in the subgroup Concession operators of amusement devices and rides.

4. Roller skating rinks.
5. Ice skating rinks.
6. Other amusement and recreation services, n.e.c. Establishments primarily engaged in the commercial operation of sports, amusement, and recreation services, not elsewhere classified. Included are establishments engaged in instruction of sports or recreational activities, such as baseball, bridge, golf, judo, karate, skiing, swimming, and tennis. Also included are establishments renting articles for amusement and recreation, such as beach chairs and accessories, bicycles, golf carts, small boats and canoes, and saddle horses.

Other establishments in this classification include commercially operated bathing beaches, gambling establishments (where legal), golf driving ranges, miniature golf courses, riding academies and stables, shooting galleries, slot-car tracks, ski lifts, day camps, and establishments engaged in the commercial operation of swimming pools open to the general public for a fee. Municipally operated golf courses and swimming pools are excluded from this census. Privately owned tourist attractions, such as natural wonders or manmade exhibits, are included here. Museums, art galleries, and botanical and zoological gardens are included in Major Group 84.

### Health Services (SIC Major Group 80)

This group includes establishments primarily engaged in furnishing medical, surgical, and other health services to persons. Associations or groups, such as Health Maintenance Organizations (HMO's), primarily engaged in providing medical or other health services to members are included but those which only provide insurance covering hospitalization or medical costs are classified in Insurance, Major Group 63. Hospices providing medical services are also included in this Major Group and are classified according to the primary service provided. Health care facilities were primarily coded based on self-designation. Where multiple levels of care were indicated but were not apparently separate operations, the facility was generally classified based on the highest level of care provided. Veterinarians are classified in Agriculture, Industry Group 074.

**Offices and clinics of doctors of medicine (SIC 801).** Establishments of licensed practitioners having the degree of M.D. and engaged in the practice of general or specialized medicine and surgery. General medical clinics (staffed by licensed practitioners having M.D. degree) are also classified here.

Associations of physicians formed solely for sharing expenses (including payroll) are also included here. Receipts are not applicable for these associations since their operations are funded by reimbursements from member firms, and these funds are not considered operating receipts for medical services provided. However, their payroll and employment data are included in statistics presented for this category.

For large geographic areas, data are presented for the following subdivisions of this classification:

1. Offices of doctors of medicine. Includes offices as well as group clinics owned and operated by physicians for the purpose of carrying on their profession.
2. General medical clinics. Includes clinics not owned and operated by physicians associated for the purpose of carrying on their profession.

**Offices and clinics of dentists (SIC 802).** Establishments of licensed practitioners having the degree of D.D.S. (or D.D. Sc.) or D.M.D. and engaged in the practice of general or specialized dentistry, including dental surgery. Dental clinics are also classified here.

For large geographic areas, data are presented for the following subdivisions of this classification:

1. Offices of dentists. Includes offices as well as group clinics owned and operated by dentists associated for the purpose of carrying on their profession.
2. Dental clinics. Includes clinics not owned and operated by dentists associated for the purpose of carrying on their profession.

**Offices and clinics of doctors of osteopathy (SIC 803).** Establishments of licensed practitioners having the degree of D.O. and engaged in the practice of general or specialized osteopathic medicine and surgery.

For large geographic areas, data are presented for the following subdivisions of this classification:

1. Offices of osteopathic physicians.
2. Osteopathic clinics.

**Offices and clinics of chiropractors (SIC 8041).** Establishments of licensed practitioners having the degree of D.C. and engaged in the practice of chiropractic medicine.

**Offices and clinics of optometrists (SIC 8042).** Establishments of licensed practitioners having the degree of O.D. and engaged in the practice of optometry. Establishments where receipts are primarily from the sale of optical goods prescribed as a result of eye examinations performed at another establishment are classified in Retail Trade, Industry 5999.

**Offices and clinics of podiatrists (SIC 8043).** Establishments of licensed practitioners having the degree of D.P. and engaged in the practice of podiatry.

**Offices and clinics of health practitioners, n.e.c. (SIC 8049).** Establishments of health practitioners engaged in practice in health fields, not elsewhere classified, such as acupuncturists, midwives, nutritionists, physical and occupational therapists, and psychologists.

**Skilled nursing care facilities (SIC 8051).** Establishments primarily engaged in providing inpatient nursing and rehabilitative services to patients who require continuous health care but not hospital services. Care must be ordered by and under the direction of a physician. The staff must include a licensed nurse on duty continuously with a minimum of one full-time registered nurse on duty during each day shift. Included are establishments certified to deliver skilled nursing care under the Medicare and Medicaid programs.

**Intermediate care facilities (SIC 8052).** Establishments primarily engaged in providing inpatient nursing and rehabilitative services but not on a continuous basis. Staffing must include 24-hour per day personnel with a licensed nurse on duty full-time during each day shift. At least once a week, consultation with a registered nurse on the delivery of care is required. Included are facilities certified to deliver intermediate care under the Medicaid program.

**Nursing and personal care facilities, n.e.c. (SIC 8059).** Establishments primarily engaged in providing some nursing and/or health-related care to patients who do not require the degree of care and treatment that a skilled or intermediate care facility is designed to provide. Included are rest homes, convalescent homes, and other institutions where health care is a major element. Residential facilities, such as homes for the retarded and the elderly which provide personal care but where health care is incidental, are classified in Industry 8361.

**General medical and surgical hospitals (SIC 8062).** Establishments primarily engaged in providing general medical and surgical services and other hospital services. Specialty hospitals are classified in Industries 8063 and 8069.

**Psychiatric hospitals (SIC 8063).** Establishments primarily engaged in providing diagnostic medical services and inpatient treatment for the mentally ill. Establishments known as hospitals and primarily engaged in providing health care for the mentally retarded are classified in Industry 8051.

**Specialty hospitals, except psychiatric (SIC 8069).** Establishments primarily engaged in providing diagnostic services, treatment, and other hospital services for specialized categories of patients, except for the mentally ill.

**Medical laboratories (SIC 8071).** Establishments primarily engaged in providing professional analytic or diagnostic services to the medical profession or to the patient as

prescribed by a physician. Laboratories engaged in the manufacture of medical or pharmaceutical products are classified in Manufacturing. Laboratories engaged in commercial medical research are classified in Industry 8731, and those engaged in noncommercial medical research are classified in Industry 8733.

**Dental laboratories (SIC 8072).** Establishments primarily engaged in making dentures, artificial teeth, and orthodontic appliances to order for the dental profession. The manufacture of teeth other than to order is classified in Manufacturing. Establishments providing dental X-ray laboratory services are classified in Industry 8071.

**Home health care services (SIC 8082).** Establishments primarily engaged in providing skilled nursing or medical care in the home under supervision of a medical doctor. Establishments of registered or practical nurses engaged in the independent practice of their profession are classified in Industry 8049, and nurses' registries are classified in Industry 7361. Establishments primarily engaged in selling health care products for personal or household consumption are classified in Retail Trade, and those engaged in renting or leasing products for health care are classified in Industry 7352.

**Kidney dialysis centers (SIC 8092).** Establishments primarily engaged in providing kidney or renal dialysis services.

**Specialty outpatient facilities, n.e.c. (SIC 8093).** Establishments primarily engaged in outpatient care of a specialized nature, such as alcohol and drug treatment, birth control/family planning, etc., with permanent facilities and with medical staff to provide diagnosis, treatment, or both for patients who are ambulatory but do not require inpatient care.

**Health and allied services, n.e.c. (SIC 8099).** Establishments primarily engaged in providing health and allied services, n.e.c., such as blood banks, blood donor stations, childbirth preparation classes, medical photography and art, and oxygen tent services. Establishments of registered or practical nurses in independent practice are classified in Industry 8049. Ambulance services are classified in Transportation, Industry 4119.

## **Legal Services (SIC Major Group 81)**

This group includes establishments which are headed by members of the bar and are engaged in offering legal advice or legal services. Nonprofit legal services (including legal aid societies) are classified here. Associations of lawyers formed solely for the sharing of expenses (including payroll) and not for the purpose of jointly practicing their profession are also included. Receipts are not applicable for these associations since their operations are funded by reimbursements from member firms, and these

funds are not considered operating receipts for legal services provided. However, their payroll and employment data are included in statistics presented for this category.

### **Selected Educational Services (SIC's 823, 824, 829)**

This group includes libraries as well as establishments furnishing formal courses through correspondence, commercial, and trade schools. Elementary and secondary schools (Industry 8211); colleges, universities, and professional schools (Industry 8221); and junior colleges and technical institutes (Industry 8222) are out of scope of the census.

**Libraries (SIC 823).** Establishments primarily engaged in providing library services, including the circulation of books and other materials for reading, study, and reference.

**Data processing schools (SIC 8243).** Establishments primarily engaged in offering training in data processing (including data keying), computer programming, and in computer and peripheral equipment operation, maintenance, and repair.

**Business and secretarial schools (SIC 8244).** Establishments primarily engaged in offering courses in business machine operation, office procedures, and secretarial and stenographic skills.

**Vocational schools, n.e.c. (SIC 8249).** Establishments primarily engaged in offering specialized vocational courses, not elsewhere classified but not academic training. This industry includes apprentice training, aviation schools, commercial art schools, and practical nursing schools. Schools for the instruction of beauticians are classified in Industry 7231, and barber schools are classified in Industry 7241. Establishments primarily engaged in offering educational courses by mail are included here.

**Schools and educational services, n.e.c. (SIC 829).** Establishments primarily engaged in offering specialized educational courses and services, not elsewhere classified, such as music schools, drama schools, language schools, student exchange programs, and civil service and other short-term examination preparatory schools. Vocational counseling (excluding rehabilitation) is also included here. Educational testing is included in Industry 8748. Establishments primarily engaged in operating dance schools are classified in Industry 7911; those providing rehabilitation counseling are classified in Industry 8331; and those providing sports instruction in Industry 7999.

### **Social Services (SIC Major Group 83)**

This group includes establishments providing social services and rehabilitation services to those persons with social or personal problems requiring special services and to the physically challenged and the disadvantaged. Also

included are organizations soliciting funds to be used directly for these and related services, as well as community development and planning agencies. Government offices involved with the delivery of such services are out of scope of the census.

**Individual and family social services (SIC 832).** Establishments primarily engaged in providing one or more of a variety of individual and family social, counseling, welfare, or referral services, including refugee, disaster, and temporary relief services.

**Job training and vocational rehabilitation services (SIC 833).** Establishments primarily engaged in providing training, work experience, and vocational rehabilitation services for the unemployed, the underemployed, the physically challenged, and to persons who have a job market disadvantage because of lack of education or experience, skill obsolescence, or personal characteristics or problems. Included are upgrading and job development services, skill training, world-of-work orientation, and vocational rehabilitation counseling. Union apprentice training schools are classified in Industry 8249.

**Child day care services (SIC 835).** Establishments primarily engaged in care of infants or children, or in providing prekindergarten education, where medical care or delinquency correction is not a major element. These establishments may or may not have substantial educational programs and may care for older children when they are not in school. Establishments providing babysitting services are classified in Industry 7299. Head start centers operating in conjunction with elementary schools are classified in Industry 8211.

**Residential care (SIC 836).** Establishments primarily engaged in the provision of residential social and personal care for children, the elderly, and special categories of persons with some limits on ability for self-care but where medical care is not a major element. Included here are group foster homes; halfway group homes; homes for the retarded, the elderly, the deaf, and the blind; juvenile correctional homes; rehabilitation (residential) centers; and children's boarding homes. Boarding schools providing elementary and secondary education are classified in Industry 8211.

**Social services, n.e.c. (SIC 839).** Establishments primarily engaged in providing social services, not elsewhere classified, including community improvement, social change, and neighborhood development. Also included are organizations primarily engaged in soliciting contributions on their own account and administering appropriations and allocating funds among other agencies engaged in social welfare services; establishments primarily engaged in the prevention of criminal or antisocial behavior; and regional social service planning agencies. Establishments which raise funds on a contract basis are classified in Industry 7389. Civic, social, fraternal, and political organizations are included

in Major Group 86. Industrial development consulting and planning is classified in Industry 8748. Philanthropic trusts and foundations which are not actually engaged in providing social welfare services are classified in Finance, Industry 6732.

### **Museums, Art Galleries, and Botanical and Zoological Gardens (SIC Major Group 84)**

This major group includes commercial and noncommercial museums, art galleries, arboreta, and botanical and zoological gardens.

**Museums and art galleries (SIC 8412).** Establishments primarily engaged in the commercial or noncommercial operation of museums and art galleries. Historical, cultural, and educational societies whose functions are primarily providing attractions for the public are included here. Art galleries or art dealers primarily selling to the general public are classified in Retail Trade, Industry 5999.

**Arboreta and botanical or zoological gardens (SIC 8422).** Establishments primarily engaged in the commercial or noncommercial operation of arboreta and botanical and zoological gardens.

### **Selected Membership Organizations (SIC's 861, 862, 864, 869)**

This group includes organizations operating on a membership basis for the promotion of the interests of their members. Also included are organizations which are not operated on a membership basis but which promote the interests of a constituency or group of supporters. This group does not include business establishments operated by membership organizations, such as hotels open to the general public, golf and country clubs, fraternity and sorority houses, and credit unions. Such establishments are classified according to their primary activity.

Establishments of religious organizations operated for worship or for promotion of religious activities, such as churches, convents, and religious schools and missions, are classified in Industry 8661 and are out of scope of the census. Also excluded are Labor unions and similar labor organizations (Industry 8631) and Political organizations (Industry 8651).

**Business associations (SIC 861).** Membership organizations engaged in promoting business interests of their members, such as better business bureaus, boards of trade, chambers of commerce, industrial standards committees, merchants' associations, real estate boards, and trade associations. Membership organizations formed to carry out a specific business function, such as common marketing of crops or joint advertising, are classified according to the function performed.

**Professional membership organizations (SIC 862).** Membership organizations of professional persons formed for the advancement of the interests of their profession, such as bar associations, engineering associations, and scientific membership organizations.

### **Civic, social, and fraternal associations (SIC 864).**

Membership organizations engaged in civic, social, or fraternal activities, such as alumni associations, citizens' associations, fraternities, scout organizations, singing societies, university clubs, veterans' organizations, youth associations, and consumer education and public advocacy groups (except organizations primarily engaged in research). Bars and restaurants owned and operated by organizations for use by members and guests only are also classified here. Hotels and lodging houses operated by organizations for use by members and their guests only, including fraternity and sorority houses, are classified in Industry 7041. Membership sports and recreation clubs are classified in Industry 7997. Homeowner, tenant, and condominium associations primarily engaged in managing real estate are classified in Real Estate, Industry 6531.

**Membership organizations, n.e.c. (SIC 869).** Membership organizations, not elsewhere classified, such as athletic regulatory associations, automobile owners' associations, farm bureaus, historical clubs, and humane societies.

### **Engineering, Accounting, Research, Management, and Related Services (SIC Major Group 87)**

This group includes establishments primarily engaged in providing engineering, architectural, and surveying services; accounting, auditing, and bookkeeping services; research, development, and testing services; and management and public relations services.

**Engineering services (SIC 8711).** Establishments primarily engaged in providing professional engineering services. Establishments primarily providing and supervising their own engineering staff on temporary contract to other firms are included here. Establishments providing engineering but not supervisory, personnel are classified in Industry 7363. Photogrammetric engineering services are classified in Industry 8713.

**Architectural services (SIC 8712).** Establishments primarily engaged in providing professional architectural services. Landscape architectural services are classified in Agriculture, Industry 0781. Establishments primarily engaged in providing graphic arts and related design services are classified in Industry 7336, and those providing drafting services are classified in Industry 7389.

**Surveying services (SIC 8713).** Establishments primarily engaged in providing professional land, water, and aerial surveying services.

**Accounting, auditing, and bookkeeping services (SIC 8721).** Establishments primarily engaged in furnishing accounting, bookkeeping, and related auditing services. These establishments may use data processing and tabulating techniques as part of providing their services. However,

establishments primarily engaged in providing data processing and tabulating services are classified in Industry 7374. Establishments providing income tax return preparation services, without also furnishing accounting, auditing, or bookkeeping services, are classified in Industry 7291.

**Commercial physical and biological research (SIC 8731).**

Establishments primarily engaged in physical and biological research and development on a contract or fee basis. Noncommercial research establishments (funded by endowments, grants, or contributions) are classified in Industry 8733. Separate establishments of aircraft, guided missile, or spacecraft manufacturers primarily engaged in research and development on these products are classified in Manufacturing, Major Group 37.

For large geographic areas, data are presented for the following subdivisions of this classification:

1. Commercial physical research.
2. Commercial medical and biological research.

**Commercial economic, sociological, and educational research (SIC 8732).**

Establishments primarily engaged in performing business, marketing, opinion, and other economic, sociological, and educational research on a contract or fee basis. Noncommercial research establishments (funded by endowments, grants, or contributions) are classified in Industry 8733.

**Noncommercial research organizations (SIC 8733).** Establishments primarily engaged in performing research into and dissemination of information for public health, education, or general welfare. These establishments primarily operate on funds from endowments, contributions, and grants. Establishments which fund such research, although the actual research may be contracted out to other establishments, are also classified here.

**Testing laboratories (SIC 8734).** Establishments primarily engaged in providing testing services. Establishments performing clinical laboratory testing for the medical profession are classified in Industry 8071.

**Management services (SIC 8741).** Establishments primarily engaged in furnishing general or specialized management services on a day to day basis and on a contract or fee basis. Establishments classified here do not provide operating staff. Management and operation of a business, where operating staff as well as management is provided, is classified according to the activity of the establishment managed. Construction management services are classified here.

**Management consulting services (SIC 8742).** Establishments primarily engaged in furnishing operating counsel and assistance to managements of private, nonprofit, and public organizations. These establishments generally perform a variety of activities, such as strategic and organizational planning; financial planning and budgeting; marketing objectives and policies planning; information systems

planning, evaluation, and selection; human resources policies and practices planning; and production scheduling and control planning.

**Public relations services (SIC 8743).** Establishments primarily engaged in the preparation of materials, written or spoken, which are designed to promote the interests of their clients by attempting to influence the general public or other groups.

**Facilities support management services (SIC 8744).**

Establishments primarily engaged in furnishing personnel to perform a range of services in support of the operations of other establishments, or those engaged in providing a number of different continuing services, on a contract or fee basis, within other establishments. Establishments which provide management and staff to operate a business are classified according to the type of activity of the business. Establishments primarily providing one specialized service are classified in the specialized industry. Establishments primarily supplying temporary or continuing help (except agricultural) are classified in Industry 7363. Establishments which provide management services only (except agricultural) are classified in Industry 8741. Computer facilities management is classified in Industry 7376.

**Business consulting services, n.e.c. (SIC 8748).** Establishments primarily engaged in furnishing business consulting services, not elsewhere classified, on a contract or fee basis. Included are agricultural, economic, educational, and systems engineering consultants as well as city planners and testing services (educational or personnel).

**Services, Not Elsewhere Classified (SIC Major Group 89)**

Establishments primarily providing services, not elsewhere classified, such as artists (excluding commercial and medical artists), authors, scientific consultants (working on their own account), inventors, lecturers, music arrangers, newspaper columnists, radio commentators, song writers, weather forecasters, and writers.

There is evidence that among small employer establishments (for which kind-of-business information is obtained from administrative records), many service establishments are classified incorrectly in this industry because there is insufficient information to determine the correct kind-of-business classification. Therefore, the published data probably overstate the number of establishments and level of activity for this category.

For large geographic areas, data are presented for the following subdivisions of this classification:

1. Scientific and related consulting services, except environmental.
2. Environmental consulting.
3. Authors, composers, and other arts-related services.
4. Other services, n.e.c.

## Appendix B. **Sample Report Form and Instructions**

---

The sample report form and instructions are shown on the following pages.



# Appendix C.

## Kind-of-Business Titles and Reporting-Form Numbers

[Listed below are service industries kind-of-business titles and their corresponding reporting-form numbers. Requests for copies of any of these forms, including the inquiries used to classify establishments by kind of business, should be directed to the Services Division, Bureau of the Census, Washington, DC 20233]

SIC code	Title	Reporting form CB-	SIC code	Title	Reporting form CB-
<b>70</b>	<b>HOTELS, ROOMING HOUSES, CAMPS, AND OTHER LODGING PLACES</b>		<b>73</b>	<b>BUSINESS SERVICES—Con.</b>	
7011 pt.	Hotels, 25 guestrooms or more -----	7001	7377	Computer rental and leasing -----	7307
7011 pt.	Hotels, less than 25 guestrooms -----	7001	7378	Computer maintenance and repair -----	7307
7011 pt.	Motels, tourist courts -----	7001	7379 pt.	Computer consultants -----	7307
7011 pt.	Motor hotels -----	7001	7379 pt.	Miscellaneous computer services, n.e.c. -----	7307
702	Rooming and boarding houses -----	7002	7381 pt.	Detective agencies and guard services -----	7308
7032	Sporting and recreational camps -----	7002	7381 pt.	Armored car services -----	7308
7033	Recreational vehicle parks and campsites -----	7002	7382	Security systems services -----	7308
704	Organization hotels and lodging houses, on membership basis. -----	7002	7383	News syndicates -----	7308
			7384 pt.	Photofinishing laboratories, except "one-hour" (mini) labs -----	7303
			7384 pt.	"One-hour" (mini) photofinishing -----	7303
<b>72</b>	<b>PERSONAL SERVICES</b>		7389 pt.	Sign painting shops -----	7308
7211	Power laundries, family and commercial -----	7201	7389 pt.	Interior designing -----	7308
7212	Garment pressing, and agents for laundries and drycleaners -----	7201	7389 pt.	Telephone answering services -----	7308
7213	Linen supply -----	7201	7389 pt.	Water softening and conditioning services -----	7308
7215 pt.	Coin-operated laundries and drycleaning stores -----	7201	7389 pt.	Packaging and labeling services -----	7308
7215 pt.	Coin-operated laundry routes -----	7201	7389 pt.	Trading stamp services -----	7308
7216	Drycleaning plants, except rug cleaning -----	7201	7389 pt.	Convention and trade show services -----	7308
7217	Carpet and upholstery cleaning -----	7201	7389 pt.	Private mail centers -----	7308
7218	Industrial launderers -----	7201	7389 pt.	Miscellaneous business services, n.e.c. -----	7308
7219	Laundry and garment services, n.e.c. -----	7201			
722	Photographic studios, portrait -----	7303	<b>75</b>	<b>AUTOMOTIVE REPAIR, SERVICES, AND PARKING</b>	
723	Beauty shops -----	7202	7513 pt.	Truck rental, without drivers -----	7501
724	Barber shops -----	7202	7513 pt.	Truck leasing, except finance leasing -----	7501
725	Shoe repair shops and shoeshine parlors -----	7202	7514	Passenger car rental -----	7501
726	Funeral service and crematories -----	7202	7515	Passenger car leasing -----	7501
7291	Tax return preparation services -----	7202	7519	Utility trailer and recreational vehicle rental -----	7501
7299 pt.	Massage parlors, tanning salons, and saunas -----	7202	7521 pt.	Parking lots -----	7502
7299 pt.	Diet and weight reducing services -----	7202	7521 pt.	Parking structures -----	7502
7299 pt.	Formal wear rental -----	7202	7532 pt.	Top and body repair shops -----	7503
7299 pt.	Other personal services, n.e.c. -----	7202	7532 pt.	Paint shops -----	7503
<b>73</b>	<b>BUSINESS SERVICES</b>		7533	Automotive exhaust system repair shops -----	7503
7311	Advertising agencies -----	7301	7534	Tire retreading and repair shops -----	7503
7312	Outdoor advertising services -----	7301	7536	Automotive glass replacement shops -----	7503
7313 pt.	Radio and television advertising representatives -----	7301	7537	Automotive transmission repair shops -----	7503
7313 pt.	Publishers' advertising representatives -----	7301	7538 pt.	General automotive repair shops, except diesel -----	7503
7319	Advertising, n.e.c. -----	7301	7538 pt.	Diesel repair shops -----	7503
7322	Adjustment and collection services -----	7302	7539 pt.	Radiator repair -----	7503
7323	Credit reporting services -----	7302	7539 pt.	Brake, front end, and wheel alignment -----	7503
7331 pt.	Mailing list compilers, brokers, and managers -----	7303	7539 pt.	Carburetor repair shops -----	7503
7331 pt.	Direct mail advertising services, except mailing list services -----	7303	7539 pt.	Automotive electrical repair shops -----	7503
7334 pt.	Blueprinting and photocopying services -----	7303	7539 pt.	Other automotive repair shops, n.e.c. -----	7503
7334 pt.	Duplicating services, except printing and photocopying -----	7303	7542	Carwashes -----	7503
7335	Commercial photography -----	7303	7549 pt.	Lubrication shops -----	7503
7336 pt.	Commercial art -----	7303	7549 pt.	Towing services -----	7503
7336 pt.	Graphic arts and related design -----	7303	7549 pt.	Other automotive services, n.e.c. -----	7503
7338	Secretarial and court reporting services -----	7303	<b>76</b>	<b>MISCELLANEOUS REPAIR SERVICES</b>	
7342	Disinfecting and pest control services -----	7304	7622	Radio and television repair shops -----	7600
7349	Building cleaning and maintenance services, n.e.c. -----	7304	7623	Refrigeration and air-conditioning service and repair shops -----	7600
7352	Medical equipment rental and leasing -----	7305	7629	Electrical and electronic repair shops, n.e.c. -----	7600
7353 pt.	Rental and leasing of heavy construction equipment without operators -----	7305	763	Watch, clock, and jewelry repair -----	7600
7353 pt.	Rental and leasing of heavy construction equipment with operators -----	7305	764	Reupholstery and furniture repair -----	7600
7359 pt.	Equipment rental, except rent-to-own -----	7305	7692	Welding repair -----	7600
7359 pt.	Equipment leasing, except finance leasing -----	7305	7694	Armature rewinding shops -----	7600
7359 pt.	Rent-to-own -----	7305	7699 pt.	Farm machinery and equipment repair -----	7600
7361	Employment agencies -----	7306	7699 pt.	Lawnmower and other small gasoline engine repair -----	7600
7363 pt.	Temporary help supply -----	7306	7699 pt.	Sewer and septic tank cleaning services -----	7600
7363 pt.	Employee leasing -----	7306	7699 pt.	Other repair and related services, n.e.c. -----	7600
7363 pt.	Other help supply services -----	7306	<b>78</b>	<b>MOTION PICTURES</b>	
7371	Computer programming services -----	7307	7812 pt.	Motion picture production, except for television -----	7801
7372	Prepackaged software -----	7307	7812 pt.	Motion picture and tape production for television -----	7801
7373	Computer integrated systems -----	7307	7819	Services allied to motion picture production -----	7801
7374	Computer processing and data preparation and processing services -----	7307	7822 pt.	Motion picture film exchanges -----	7801
7375	Information retrieval services -----	7307	7822 pt.	Film and tape distribution for television -----	7801
7376	Computer facilities management services -----	7307	7822 pt.	Video tape wholesalers -----	7801
			7829	Services allied to motion picture distribution -----	7801
			7832	Motion picture theaters, except drive-in -----	7802
			7833	Drive-in motion picture theaters -----	7802
			7841	Video tape rental -----	7803



SIC code	Title	Reporting form CB-	SIC code	Title	Reporting form CB-
<b>79</b>	<b>AMUSEMENT AND RECREATION SERVICES, EXCEPT MOTION PICTURES AND MUSEUMS</b>		<b>81</b>	<b>LEGAL SERVICES</b>	
791	Dance studios, schools, and halls .....	7903	81 pt.	Offices of lawyers .....	8100
7922 pt.	Producers of live theatrical productions .....	7901	81 pt.	Legal aid societies and similar legal services .....	8100
7922 pt.	Producers of radio and television shows, except tape producers .....	7901	<b>823, 4,</b>	<b>SELECTED EDUCATIONAL SERVICES</b>	
7922 pt.	Artists' and entertainers' managers or agents, concert bureaus, and booking agents .....	7901	<b>9</b>		
7922 pt.	Other theatrical services .....	7901	823	Libraries .....	8200
7929 pt.	Dance groups and artists .....	7901	8243	Data processing schools .....	8200
7929 pt.	Symphony orchestras, opera companies, and chamber music organizations .....	7901	8244	Business and secretarial schools .....	8200
7929 pt.	Other music groups and artists .....	7901	8249	Vocational schools, n.e.c. ....	8200
7929 pt.	Other entertainers and entertainment groups .....	7901	829	Schools and educational services, n.e.c. ....	8200
7933	Bowling centers .....	7902	<b>83</b>	<b>SOCIAL SERVICES</b>	
7941 pt.	Baseball clubs .....	7902			
7941 pt.	Football clubs .....	7902	832	Individual and family social services .....	8300
7941 pt.	Other professional sports clubs .....	7902	833	Job training and vocational rehabilitation services .....	8300
7941 pt.	Managers and promoters .....	7902	835	Child day care services .....	8300
7948 pt.	Auto racetrack operation .....	7902	836	Residential care .....	8300
7948 pt.	Horse racetrack operation .....	7902	839	Social services, n.e.c. ....	8300
7948 pt.	Dog racetrack operation .....	7902	<b>84</b>	<b>MUSEUMS, ART GALLERIES, AND BOTANICAL AND ZOOLOGICAL GARDENS</b>	
7948 pt.	Racing stables and racing, n.e.c. ....	7902			
7991 pt.	Physical fitness centers, except gymnasiums and athletic clubs .....	7903	8412	Museums and art galleries .....	8400
7991 pt.	Gymnasiums and athletic clubs .....	7903	8422	Arboreta and botanical or zoological gardens .....	8400
7992	Public golf courses .....	7903			
7993	Coin-operated amusement devices .....	7903	<b>86</b>	<b>SELECTED MEMBERSHIP ORGANIZATIONS</b>	
7996	Amusement parks .....	7902			
7997	Membership sports and recreation clubs .....	7903	861	Business associations .....	8600
7999 pt.	Concession operators of amusement devices and rides .....	7903	862	Professional membership organizations .....	8600
7999 pt.	Carnivals and circuses .....	7903	864	Civic, social, and fraternal associations .....	8600
7999 pt.	Fairs .....	7903	869	Membership organizations, n.e.c. ....	8600
7999 pt.	Roller skating rinks .....	7903	<b>87</b>	<b>ENGINEERING, ACCOUNTING, RESEARCH, MANAGEMENT, AND RELATED SERVICES</b>	
7999 pt.	Ice skating rinks .....	7903			
7999 pt.	Other amusement and recreation services, n.e.c. ....	7903			
<b>80</b>	<b>HEALTH SERVICES</b>		<b>87</b>	<b>ENGINEERING, ACCOUNTING, RESEARCH, MANAGEMENT, AND RELATED SERVICES</b>	
801 pt.	Offices of doctors of medicine .....	8001	8711	Engineering services .....	8701
801 pt.	General medical clinics .....	8001	8712	Architectural services .....	8701
802 pt.	Offices of dentists .....	8002	8713	Surveying services .....	8701
802 pt.	Dental clinics .....	8002	8721	Accounting, auditing, and bookkeeping services .....	8702
803 pt.	Offices of osteopathic physicians .....	8001	8731 pt.	Commercial physical research .....	8703
803 pt.	Osteopathic clinics .....	8001	8731 pt.	Commercial medical and biological research .....	8703
8041	Offices and clinics of chiropractors .....	8001	8732	Commercial economic, sociological, and educational research .....	8703
8042	Offices and clinics of optometrists .....	8001	8733	Noncommercial research organizations .....	8703
8043	Offices and clinics of podiatrists .....	8001	8734	Testing laboratories .....	8703
8049	Offices and clinics of health practitioners, n.e.c. ....	8001	8741	Management services .....	8704
8051	Skilled nursing care facilities .....	8003	8742	Management consulting services .....	8704
8052	Intermediate care facilities .....	8003	8743	Public relations services .....	8704
8059	Nursing and personal care facilities, n.e.c. ....	8003	8744	Facilities support management services .....	8704
8062	General medical and surgical hospitals .....	8004	8748	Business consulting services, n.e.c. ....	8704
8063	Psychiatric hospitals .....	8004	<b>89</b>	<b>SERVICES, N.E.C.</b>	
8069	Specialty hospitals, except psychiatric .....	8004			
8071	Medical laboratories .....	8005	8999 pt.	Scientific and related consulting services, except environmental .....	8900
8072	Dental laboratories .....	8005	8999 pt.	Environmental consulting .....	8900
8082	Home health care services .....	8006	8999 pt.	Authors, composers, and other arts-related services .....	8900
8092	Kidney dialysis centers .....	8006	8999 pt.	Other services, n.e.c. ....	8900
8093	Specialty outpatient facilities, n.e.c. ....	8006	8999 pt.		
8099	Health and allied services, n.e.c. ....	8006			

## Appendix D. Metropolitan Areas

(Titles and definitions shown for MSA's, CMSA's, and PMSA's are those established by the Office of Management and Budget, as of June 30, 1993)

### NEW JERSEY

**Atlantic-Cape May, NJ PMSA—see Philadelphia-Wilmington-Atlantic City, PA-NJ-DE-MD CMSA**

**Bergen-Passaic, NJ PMSA—see New York-Northern New Jersey-Long Island, NY-NJ-CT-PA CMSA**

**Jersey City, NJ PMSA—see New York-Northern New Jersey-Long Island, NY-NJ-CT-PA CMSA**

**Middlesex-Somerset-Hunterdon, NJ PMSA—see New York-Northern New Jersey-Long Island, NY-NJ-CT-PA CMSA**

**Monmouth-Ocean, NJ PMSA—see New York-Northern New Jersey-Long Island, NY-NJ-CT-PA CMSA**

### **New York-Northern New Jersey-Long Island, NY-NJ-CT-PA CMSA**

Bergen-Passaic, NJ PMSA

Bergen County, NJ

Passaic County, NJ

Bridgeport, CT PMSA

Fairfield County, CT (part)

Bridgeport city, CT

Easton town, CT

Fairfield town, CT

Monroe town, CT

Shelton city, CT

Stratford town, CT

Trumbull town, CT

New Haven County, CT (part)

Ansonia city, CT

Beacon Falls town, CT

Derby city, CT

Milford city (balance), CT

Oxford town, CT

Seymour town, CT

Woodmont borough, CT

Danbury, CT PMSA

Fairfield County, CT (part)

Bethel town, CT

Brookfield town, CT

Danbury city, CT

New Fairfield town, CT

### **New York-Northern New Jersey-Long Island, NY-NJ-CT-PA CMSA—Con.**

Danbury, CT PMSA—Con.

Fairfield County, CT (part)—Con.

Newtown borough, CT

Newtown town, CT

Redding town, CT

Ridgefield town, CT

Sherman town, CT

Litchfield County, CT (part)

Bridgewater town, CT

New Milford town, CT

Roxbury town, CT

Washington town, CT

Dutchess County, NY PMSA

Dutchess County, NY

Jersey City, NJ PMSA

Hudson County, NJ

Middlesex-Somerset-Hunterdon, NJ PMSA

Hunterdon County, NJ

Middlesex County, NJ

Somerset County, NJ

Monmouth-Ocean, NJ PMSA

Monmouth County, NJ

Ocean County, NJ

Nassau-Suffolk, NY PMSA

Nassau County, NY

Suffolk County, NY

New Haven-Meriden, CT PMSA

Middlesex County, CT (part)

Clinton town, CT

Killingworth town, CT

New Haven County, CT (part)

Bethany town, CT

Branford town, CT

Cheshire town, CT

East Haven town, CT

Guilford town, CT

Hamden town, CT

Madison town, CT

Meriden city, CT

New Haven city, CT

North Branford town, CT

**New York-Northern New Jersey-Long Island, NY-NJ-CT-PA CMSA—Con.**

New Haven-Meriden, CT PMSA—Con.

New Haven County, CT (part)—Con.

North Haven town, CT

Orange town, CT

Wallingford town, CT

West Haven city, CT

Woodbridge town, CT

New York, NY PMSA

Bronx County, NY

Kings County, NY

New York County, NY

Putnam County, NY

Queens County, NY

Richmond County, NY

Rockland County, NY

Westchester County, NY

Newark, NJ PMSA

Essex County, NJ

Morris County, NJ

Sussex County, NJ

Union County, NJ

Warren County, NJ

Newburgh, NY-PA PMSA

Orange County, NY

Pike County, PA

Stamford-Norwalk, CT PMSA

Fairfield County, CT (part)

Darien town, CT

Greenwich town, CT

New Canaan town, CT

Norwalk city, CT

Stamford city, CT

Weston town, CT

Westport town, CT

Wilton town, CT

Trenton, NJ PMSA

Mercer County, NJ

Waterbury, CT PMSA

Litchfield County, CT (part)

Bethlehem town, CT

Thomaston town, CT

**New York-Northern New Jersey-Long Island, NY-NJ-CT-PA CMSA—Con.**

Waterbury, CT PMSA—Con.

Litchfield County, CT (part)—Con.

Watertown town, CT

Woodbury town, CT

New Haven County, CT (part)

Middlebury town, CT

Naugatuck borough, CT

Prospect town, CT

Southbury town, CT

Waterbury city, CT

Wolcott town, CT

**Newark, NJ PMSA—see New York-Northern New Jersey-Long Island, NY-NJ-CT-PA CMSA**

**Philadelphia, PA-NJ PMSA—see Philadelphia-Wilmington-Atlantic City, PA-NJ-DE-MD CMSA**

**Philadelphia-Wilmington-Atlantic City, PA-NJ-DE-MD CMSA**

Atlantic-Cape May, NJ PMSA

Atlantic County, NJ

Cape May County, NJ

Philadelphia, PA-NJ PMSA

Burlington County, NJ

Camden County, NJ

Gloucester County, NJ

Salem County, NJ

Bucks County, PA

Chester County, PA

Delaware County, PA

Montgomery County, PA

Philadelphia County, PA

Vineland-Millville-Bridgeton, NJ PMSA

Cumberland County, NJ

Wilmington-Newark, DE-MD PMSA

New Castle County, DE

Cecil County, MD

**Trenton, NJ PMSA—see New York-Northern New Jersey-Long Island, NY-NJ-CT-PA CMSA**

**Vineland-Millville-Bridgeton, NJ PMSA—see Philadelphia-Wilmington-Atlantic City, PA-NJ-DE-MD CMSA**

# Appendix E.

## Percent of Receipts/Revenue Based on Administrative Records and Estimation for the State: 1992

**Table E-1. Firms Subject to Federal Income Tax**

[Includes only establishments with payroll. For meaning of abbreviations and symbols, and for more information on reliability of data, see introductory text. For explanation of terms and comparability of 1987 and 1992 censuses, see appendix A]

SIC code	Kind of business or operation	Percent of receipts —		SIC code	Kind of business or operation	Percent of receipts —	
		From administrative records <sup>1</sup>	Estimated <sup>2</sup>			From administrative records <sup>1</sup>	Estimated <sup>2</sup>
	<b>Total</b> .....	<b>18.1</b>	<b>8.9</b>	<b>73</b>	<b>Business services—Con.</b>		
<b>70 ex. 704</b>	<b>Hotels, rooming houses, camps, and other lodging places (except membership lodging)</b> .....	<b>1.8</b>	<b>3.5</b>	736	Personnel supply services .....	9.3	15.6
	Hotels and motels .....	1.5	3.5	7361	Employment agencies .....	40.7	13.4
7011	Hotels .....	.8	3.0	7363	Help supply services .....	2.4	16.1
7011 pt.	Hotels, 25 guestrooms or more .....	.8	3.0	7363 pt.	Temporary help supply .....	3.2	9.6
7011 pt.	Hotels, less than 25 guestrooms .....	18.5	.7	7363 pt.	Help supply, except temporary .....	.9	29.9
7011 pt.	Motels, motor hotels, and tourist courts .....	13.6	11.9	737	Computer programming, data processing, and other computer related services .....	6.1	5.3
7011 pt.	Motels, tourist courts .....	14.5	13.2	7371, 2, 3	Computer programming, prepackaged software, and integrated systems .....	6.0	3.6
7011 pt.	Motor hotels .....	11.7	9.4	7371	Computer programming services .....	8.7	3.4
702, 3	Other lodging places .....	32.1	5.1	7372	Prepackaged software .....	4.0	7.5
702	Rooming and boarding houses .....	29.0	16.4	7373	Computer integrated systems .....	1.8	1.3
703	Camps and recreational vehicle parks .....	33.0	2.1	7374, 5, 6	Data processing services .....	3.8	6.0
<b>72</b>	<b>Personal services</b> .....	<b>32.0</b>	<b>6.8</b>	7374, 5	Computer processing, information retrieval .....	3.7	6.4
721	Laundry, cleaning, and garment services .....	28.5	7.0	7376	Computer facilities management services .....	4.2	2.2
7211	Power laundries, family and commercial* .....	8.5	1.4	7377, 8, 9	Computer rental and leasing, maintenance, and related services, n.e.c. ....	11.2	10.3
7213	Linen supply* .....	42.1	8.1	7377	Computer rental and leasing .....	3.1	13.9
7215	Coin-operated laundries and drycleaning .....	26.4	5.2	7378	Computer maintenance and repair .....	4.8	15.1
7216	Drycleaning plants, except rug cleaning* .....	36.5	9.2	7379	Computer related services, n.e.c. ....	18.3	5.6
7217	Carpet and upholstery cleaning .....	28.6	10.8	738	Miscellaneous business services .....	18.2	11.0
7218	Industrial launderers* .....	8.1	3.1	7381, 2	Detective agencies and protective services .....	9.1	16.1
7212, 9	Other laundry, cleaning, and garment services* ..	38.6	9.8	7381	Detective, guard, and armored car services .....	10.3	21.1
7212	Garment pressing, and agents for laundries and drycleaners .....	53.4	12.4	7382	Security systems services .....	6.5	5.4
7219	Laundry and garment services, n.e.c.* .....	33.0	8.9	7383	News syndicates .....	5.1	1.7
722	Photographic studios, portrait .....	18.7	3.3	7384	Photofinishing laboratories* .....	26.9	3.8
723, 4	Beauty and barber shops .....	42.5	7.4	7389 pt.	Business services, n.e.c. ....	21.0	9.9
723	Beauty shops .....	41.8	7.6	7389 pt.	Sign painting shops .....	41.1	10.9
724	Barber shops .....	56.3	2.7	7389 pt.	Interior designing .....	49.8	11.7
725	Shoe repair shops and shoeshine parlors .....	50.0	3.9	7389 pt.	Telephone answering services .....	10.5	32.7
726	Funeral service and crematories .....	35.2	6.5	<b>75</b>	Other business services .....	20.0	9.0
729	Miscellaneous personal services .....	20.9	6.6	751	<b>Automotive repair, services, and parking</b> .....	<b>17.7</b>	<b>9.0</b>
7291	Tax return preparation services .....	11.5	3.0	7513	Automotive rental and leasing, without drivers .....	3.0	10.2
7299	Miscellaneous personal services, n.e.c. ....	23.2	7.5	7514, 5	Truck rental and leasing, without drivers .....	4.0	6.0
<b>73</b>	<b>Business services</b> .....	<b>11.8</b>	<b>9.5</b>	7514	Passenger car rental and leasing .....	2.3	12.2
731	Advertising .....	17.5	9.0	7515	Passenger car rental .....	2.2	21.2
7311	Advertising agencies .....	20.1	9.2	7515	Passenger car leasing .....	2.4	2.5
7312	Outdoor advertising services .....	3.8	1.6	7519	Utility trailer and recreational vehicle rental .....	18.3	—
7313	Radio, television, publishers' advertising representatives .....	6.9	5.8	752	Automobile parking .....	4.7	29.3
7319	Advertising, n.e.c. ....	19.9	12.8	753	Automotive repair shops .....	28.7	6.8
732	Consumer credit reporting agencies, mercantile reporting agencies, and adjustment and collection agencies .....	10.7	12.3	7532	Top, body, and upholstery repair shops and paint shops .....	25.5	5.8
7322	Adjustment and collection services .....	21.2	22.3	7532 pt.	Top and body repair shops .....	25.8	5.8
7323	Credit reporting services .....	2.3	4.3	7538	Paint shops .....	18.2	4.4
733	Mailing, reproduction, commercial art and photography, and stenographic services .....	20.0	9.5	7538 pt.	General automotive repair shops .....	33.5	7.4
7331	Direct mail advertising services .....	11.4	8.6	7538 pt.	General automotive repair shops, except diesel .....	35.9	7.3
7334	Photocopying and duplicating services .....	11.1	9.4	7538 pt.	Diesel repair shops .....	21.7	7.8
7335, 6	Commercial photography, art, and graphics .....	32.1	6.5	7533, 4, 6, 7, 9	Other automotive repair shops .....	25.0	7.6
7335	Commercial photography .....	24.9	7.4	7533	Automotive exhaust system repair shops .....	18.3	2.6
7336	Commercial art and graphic design .....	33.7	6.3	7534	Tire retreading and repair shops .....	27.4	6.0
7338	Secretarial and court reporting services .....	27.9	23.3	7536	Automotive glass replacement shops .....	25.8	16.3
734	Services to dwellings and other buildings .....	26.0	19.2	7537	Automotive transmission repair shops .....	32.3	7.7
7342	Disinfecting and pest control services .....	21.6	6.2	7539	Automotive repair shops, n.e.c. ....	23.2	7.9
7349	Building cleaning and maintenance services, n.e.c. ....	26.7	21.2	7539 pt.	Radiator repair .....	31.0	11.4
735	Miscellaneous equipment rental and leasing .....	11.2	15.1	7539 pt.	Brake, front end, and wheel alignment .....	32.1	6.2
7352	Medical equipment rental and leasing .....	3.3	29.4	7539 pt.	Automotive electrical and fuel system services .....	15.4	11.5
7353	Heavy construction equipment rental and leasing ..	18.3	10.4	7549	Other automotive repair shops, n.e.c. ....	11.8	3.5
7359	Equipment rental and leasing, n.e.c. ....	12.0	10.3	754	Automotive services, except repair .....	28.9	9.6
				7542	Carwashes .....	37.2	11.5
				7549	Automotive services, except repair and carwashes .....	21.3	7.9

See footnotes at end of table.

**Table E-1. Firms Subject to Federal Income Tax – Con.**

[Includes only establishments with payroll. For meaning of abbreviations and symbols, and for more information on reliability of data, see introductory text. For explanation of terms and comparability of 1987 and 1992 censuses, see appendix A]

SIC code	Kind of business or operation	Percent of receipts –		SIC code	Kind of business or operation	Percent of receipts –	
		From administrative records <sup>1</sup>	Estimated <sup>2</sup>			From administrative records <sup>1</sup>	Estimated <sup>2</sup>
<b>76</b>	<b>Miscellaneous repair services</b> -----	<b>25.6</b>	<b>8.8</b>	<b>80</b>	<b>Health services</b> -----	<b>29.2</b>	<b>8.6</b>
762	Electrical repair shops -----	22.1	5.4	801	Offices and clinics of doctors of medicine -----	35.5	8.7
7622	Radio and television repair shops -----	26.3	9.1	8011 pt.	Offices of doctors of medicine -----	37.2	7.9
7623, 9	Other electrical and electronic repair shops -----	21.2	4.6	8011 pt.	General medical clinics -----	3.4	22.9
7623	Refrigeration and air-conditioning service and repair shops -----	25.1	3.7	802	Offices and clinics of dentists -----	39.7	2.3
7629	Electrical and electronic repair shops, n.e.c. ---	19.9	4.9	803	Offices and clinics of doctors of osteopathy -----	34.1	5.0
763	Watch, clock, and jewelry repair -----	7.6	6.0	804	Offices and clinics of other health practitioners ----	44.4	5.7
764	Reupholstery and furniture repair -----	44.7	6.3	8041	Offices and clinics of chiropractors -----	52.4	5.5
				8042	Offices and clinics of optometrists -----	36.8	5.1
769	Miscellaneous repair and related services -----	27.4	10.8	8043	Offices and clinics of podiatrists -----	51.9	4.7
7692	Welding repair -----	44.4	7.7	8049	Offices and clinics of health practitioners, n.e.c. --	33.6	7.0
7694	Armature rewinding shops -----	17.6	20.3	805	Nursing and personal care facilities -----	5.4	5.5
7699	Repair shops and related services, n.e.c. -----	27.2	10.2	8051	Skilled nursing care facilities -----	3.6	4.7
				8052	Intermediate care facilities -----	30.7	8.8
				8059	Nursing and personal care facilities, n.e.c. -----	47.7	32.3
				806	Hospitals -----	—	—
				8062	General medical and surgical hospitals -----	—	—
<b>78, 79, 84</b>	<b>Amusement and recreation services, including motion pictures and museums</b> -----	<b>12.0</b>	<b>7.2</b>	8063, 9	Specialty hospitals -----	—	—
781, 2	Motion picture production, distribution, and services --	1.1	3.6	807, 8, 9	Other health services -----	11.2	18.5
				807	Medical and dental laboratories -----	8.5	21.9
783	Motion picture theaters -----	1.8	.3	8071	Medical laboratories -----	6.6	23.5
7832	Motion picture theaters, except drive-in -----	1.8	.3	8072	Dental laboratories -----	30.9	3.7
7833	Drive-in motion picture theaters -----	—	—	808	Home health care services -----	11.2	18.6
				809	Miscellaneous health and allied services, n.e.c. ---	18.4	9.0
				8092	Kidney dialysis centers -----	(D)	(D)
				8093	Specialty outpatient facilities, n.e.c. -----	29.1	12.6
				8099	Health and allied services, n.e.c. -----	(D)	(D)
				<b>81</b>	<b>Legal services</b> -----	<b>34.8</b>	<b>6.3</b>
784	Video tape rental -----	20.5	16.4	<b>823, 4, 9</b>	<b>Selected educational services</b> -----	<b>18.0</b>	<b>25.2</b>
				823	Libraries -----	29.5	70.5
792	Theatrical producers (except motion picture), bands, orchestras, and entertainers -----	17.0	2.8	824	Vocational schools -----	15.8	9.7
7922	Theatrical producers (except motion picture) and miscellaneous theatrical services -----	12.0	2.0	829	Schools and educational services, n.e.c. -----	19.7	36.6
7929	Bands, orchestras, actors, and other entertainers and entertainment groups -----	21.1	3.3	<b>83</b>	<b>Social services</b> -----	<b>24.6</b>	<b>14.6</b>
				835	Child day care services -----	22.5	12.8
793	Bowling centers -----	13.1	12.9	832, 3, 6, 9	Other social services -----	26.8	16.3
				<b>87 ex. 8733</b>	<b>Engineering, accounting, research, management, and related services (except noncommercial research organizations)</b> -----	<b>15.4</b>	<b>12.3</b>
79 ex. 792, 3; 84	Commercial sports and other amusement and recreation services, including museums -----	21.5	11.0	871	Engineering, architectural, and surveying services --	12.9	12.5
794	Commercial sports -----	11.9	22.9	8711	Engineering services -----	10.5	12.6
7941	Professional sports clubs, managers, promoters -----	16.9	19.4	8712	Architectural services -----	32.3	12.2
7948	Racing, including track operation -----	7.6	26.0	8713	Surveying services -----	27.3	9.2
79 ex. 792, 3, 4; 84	Other amusement and recreation services, including museums -----	23.7	8.2	872	Accounting, auditing, and bookkeeping services ----	28.9	11.3
791	Dance studios, schools, and halls -----	30.1	15.3	873 ex. 8733	Research, development, and testing services (except noncommercial research organizations) ---	5.3	11.2
7991	Physical fitness facilities -----	22.4	5.2	8731	Commercial physical and biological research -----	1.9	17.5
7992	Public golf courses -----	24.7	14.9	8732	Commercial economic, sociological, and educational research -----	10.8	5.1
7993	Coin-operated amusement devices -----	22.3	8.9	8734	Testing laboratories -----	4.3	3.7
7996	Amusement parks -----	6.6	.1	874	Management and public relations services -----	17.6	13.2
7997	Membership sports and recreation clubs -----	28.5	12.3	8741	Management services -----	11.3	15.7
7999, 84	Amusement and recreation services, including museums, n.e.c. -----	29.2	8.6	8742	Management consulting services -----	20.3	12.8
7999 pt.	Concession operators of amusement devices and rides -----	26.1	13.6	8743	Public relations services -----	23.5	6.2
7999 pt., 84	Carnivals, circuses, and fairs -----	2.6	2.3	8744	Facilities support management services -----	3.2	5.0
	Other recreation and amusements, including museums -----	30.4	8.6	8748	Business consulting services, n.e.c. -----	38.7	8.4
				<b>89</b>	<b>Services, n.e.c.</b> -----	<b>17.7</b>	<b>11.8</b>

<sup>1</sup>Includes receipts information obtained from administrative records of other Federal agencies.

<sup>2</sup>Includes receipts information which was imputed based on historic company ratios or administrative records or on industry averages.

## Table E-2. Firms Exempt From Federal Income Tax

[Includes only establishments with payroll. For meaning of abbreviations and symbols, and for more information on reliability of data, see introductory text. For explanation of terms and comparability of 1987 and 1992 censuses, see appendix A]

SIC code	Kind of business or operation	Percent of revenue —		SIC code	Kind of business or operation	Percent of revenue —	
		From administrative records <sup>1</sup>	Estimated <sup>2</sup>			From administrative records <sup>1</sup>	Estimated <sup>2</sup>
	<b>Total</b> .....	<b>7.3</b>	<b>4.0</b>	<b>823, 4, 9</b>	<b>Selected educational services</b> .....	<b>33.6</b>	<b>17.8</b>
7032, 704	Camps and membership lodging .....	8.3	14.4	83	<b>Social services</b> .....	<b>22.5</b>	<b>10.5</b>
792, 7991 pt., 7997, 7999 pt., 84	<b>Selected amusement, recreation, and related services</b> .....	<b>12.9</b>	<b>4.0</b>	835	Child day care services .....	5.8	14.4
8011 pt.; 8021 pt.; 805, 6, 8, 9	<b>Selected health services</b> .....	<b>4.2</b>	<b>1.4</b>	832, 3, 6, 9	Other social services .....	24.3	10.1
8011 pt., 8021 pt., 805	Clinics of doctors of medicine and dentists .....	.5	16.7	832	Individual and family social services .....	14.7	17.2
806	Hospitals .....	4.1	.8	833	Job training and vocational rehabilitation services .....	8.4	7.0
8062	General medical and surgical hospitals .....	4.5	.2	836	Residential care .....	8.5	4.6
8063, 9	Specialty hospitals .....	—	6.7	839	Social services, n.e.c. .....	48.3	8.8
808, 9	Other health services .....	8.8	5.6	<b>861, 2, 4, 9</b>	<b>Selected membership organizations</b> .....	<b>18.1</b>	<b>25.9</b>
8111 pt.	<b>Legal aid societies and similar legal services</b> .....	<b>1.0</b>	<b>6.4</b>	861	Business associations .....	18.7	35.5
				864	Civic, social, and fraternal associations .....	20.1	23.2
				862, 9	Other membership organizations .....	15.7	17.6
				<b>873, 4 ex.</b>	<b>Research, testing, and consulting services, except facilities support management services</b> .....	<b>2.4</b>	<b>4.0</b>
				<b>8744</b>			
				873	Research, development, and testing services .....	9.6	18.5
				874 ex.	Management and public relations services, except facilities support management services .....	1.2	1.8
				8744			

<sup>1</sup>Includes revenue information obtained from administrative records of other Federal agencies.

<sup>2</sup>Includes revenue information which was imputed based on historic company ratios or administrative records or on industry averages.

## Appendix F. Geographic Notes

---

### **NEW JERSEY**

There are no geographic notes for the State of New Jersey.

# Appendix G.

## Establishments in Business Any Time During Year and Establishments in Business at End of Year for the State: 1992 and 1987

**Table G-1. Firms Subject to Federal Income Tax**

[Includes only establishments with payroll. For meaning of abbreviations and symbols, see introductory text. For explanation of terms and comparability of 1987 and 1992 censuses, see appendix A]

SIC code	Kind of business or operation	Establishments in business —			
		Any time during year		At end of year	
		1992	1987	1992	1987
	<b>Total</b> .....	<b>65 879</b>	<b>59 624</b>	<b>61 427</b>	<b>55 909</b>
<b>70 ex. 704</b>	<b>Hotels, rooming houses, camps, and other lodging places (except membership lodging)</b> .....	<b>1 314</b>	<b>1 356</b>	<b>1 212</b>	<b>1 294</b>
	Hotels and motels .....	1 139	1 174	1 049	1 118
7011	Hotels .....	488	383	442	362
7011 pt.	Hotels, 25 guestrooms or more .....	404	306	364	291
7011 pt.	Hotels, less than 25 guestrooms .....	84	77	78	71
7011 pt.	Motels, motor hotels, and tourist courts .....	651	791	607	756
7011 pt.	Motels, tourist courts .....	539	682	507	652
7011 pt.	Motor hotels .....	112	109	100	104
702, 3	Other lodging places .....	175	182	163	176
702	Rooming and boarding houses .....	77	80	70	77
703	Camps and recreational vehicle parks .....	98	102	93	99
<b>72</b>	<b>Personal services</b> .....	<b>7 593</b>	<b>7 026</b>	<b>6 995</b>	<b>6 469</b>
721	Laundry, cleaning, and garment services .....	2 062	1 912	1 879	1 746
7211	Power laundries, family and commercial* .....	61	65	55	60
7213	Linen supply* .....	78	66	69	61
7215	Coin-operated laundries and drycleaning .....	473	450	425	412
7216	Drycleaning plants, except rug cleaning* .....	964	887	887	811
7217	Carpet and upholstery cleaning .....	204	161	195	149
7218	Industrial launderers* .....	40	38	35	33
7212, 9	Other laundry, cleaning, and garment services* .....	242	245	213	220
722	Photographic studios, portrait .....	288	235	276	227
723, 4	Beauty and barber shops .....	4 057	3 771	3 757	3 449
723	Beauty shops .....	3 767	3 439	3 478	3 130
724	Barber shops .....	290	332	279	319
725	Shoe repair shops and shoeshine parlors .....	72	86	64	73
726	Funeral service and crematories .....	509	510	482	502
729	Miscellaneous personal services .....	605	512	537	472
7291	Tax return preparation services .....	117	134	102	121
7299	Miscellaneous personal services, n.e.c. .....	488	378	435	351
<b>73</b>	<b>Business services</b> .....	<b>12 529</b>	<b>10 722</b>	<b>11 530</b>	<b>10 023</b>
731	Advertising .....	750	672	699	644
7311	Advertising agencies .....	576	503	536	485
7312	Outdoor advertising services .....	32	31	32	26
7313	Radio, television, publishers' advertising representatives .....	61	63	56	61
7319	Advertising, n.e.c. .....	81	75	75	72
732	Consumer credit reporting agencies, mercantile reporting agencies, and adjustment and collection agencies .....	296	256	269	239
7322	Adjustment and collection services .....	236	204	217	191
7323	Credit reporting services .....	60	52	52	48
733	Mailing, reproduction, commercial art and photography, and stenographic services .....	1 201	1 014	1 118	954
7331	Direct mail advertising services .....	206	161	196	153
7334	Photocopying and duplicating services .....	116	113	112	109
7335, 6	Commercial photography, art, and graphics .....	664	569	614	535
7335	Commercial photography .....	157	134	151	127
7336	Commercial art and graphic design .....	507	435	463	408
7338	Secretarial and court reporting services .....	215	171	196	157
734	Services to dwellings and other buildings .....	2 094	1 876	1 894	1 713
7342	Disinfecting and pest control services .....	344	334	323	312
7349	Building cleaning and maintenance services, n.e.c. .....	1 750	1 542	1 571	1 401
735	Miscellaneous equipment rental and leasing .....	652	738	610	686
7352	Medical equipment rental and leasing .....	76	75	73	68
7353	Heavy construction equipment rental and leasing .....	111	170	105	158
7359	Equipment rental and leasing, n.e.c. .....	465	493	432	460
736	Personnel supply services .....	1 320	1 209	1 202	1 148
7361	Employment agencies .....	664	725	606	693
7363	Help supply services .....	656	484	596	455

See footnotes at end of table.



**Table G-1. Firms Subject to Federal Income Tax – Con.**

[Includes only establishments with payroll. For meaning of abbreviations and symbols, see introductory text. For explanation of terms and comparability of 1987 and 1992 censuses, see appendix A]

SIC code	Kind of business or operation	Establishments in business –			
		Any time during year		At end of year	
		1992	1987	1992	1987
<b>73</b>	<b>Business services – Con.</b>				
737	Computer programming, data processing, and other computer related services -----	3 556	2 475	3 335	2 327
7371, 2, 3	Computer programming, prepackaged software, and integrated systems -----	2 110	1 312	1 996	1 237
7371	Computer programming services -----	1 596	1 016	1 513	960
7372	Prepackaged software -----	294	139	282	126
7373	Computer integrated systems -----	220	157	201	151
7374, 5, 6	Data processing services -----	466	421	436	399
7374, 5	Computer processing, information retrieval -----	433	388	405	369
7376	Computer facilities management services -----	33	33	31	30
7377, 8, 9	Computer rental and leasing, maintenance, and related services, n.e.c. -----	980	742	903	691
7377	Computer rental and leasing -----	50	74	47	68
7378	Computer maintenance and repair -----	219	187	197	174
7379	Computer related services, n.e.c. -----	711	481	659	449
738	Miscellaneous business services -----	2 660	2 482	2 403	2 312
7381, 2	Detective agencies and protective services -----	491	446	441	410
7381	Detective, guard, and armored car services -----	369	338	332	309
7382	Security systems services -----	122	108	109	101
7383	News syndicates -----	15	25	13	22
7384	Photofinishing laboratories* -----	279	227	252	220
7389	Business services, n.e.c. -----	1 875	1 784	1 697	1 660
7389 pt.	Sign painting shops -----	75	62	66	62
7389 pt.	Interior designing -----	186	213	163	196
7389 pt.	Telephone answering services -----	101	119	92	110
7389 pt.	Other business services -----	1 513	1 390	1 376	1 292
<b>75</b>	<b>Automotive repair, services, and parking -----</b>	<b>5 386</b>	<b>5 113</b>	<b>4 939</b>	<b>4 742</b>
751	Automotive rental and leasing, without drivers -----	383	505	344	462
7513	Truck rental and leasing, without drivers -----	149	179	142	166
7514, 5	Passenger car rental and leasing -----	225	304	195	276
7519	Utility trailer and recreational vehicle rental -----	9	22	7	20
752	Automobile parking -----	163	122	146	116
753	Automotive repair shops -----	4 107	3 917	3 770	3 631
7532	Top, body, and upholstery repair shops and paint shops -----	1 283	1 355	1 165	1 256
7532 pt.	Top and body repair shops -----	1 240	1 303	1 124	1 212
7532 pt.	Paint shops -----	43	52	41	44
7538	General automotive repair shops -----	2 029	1 750	1 862	1 626
7538 pt.	General automotive repair shops, except diesel -----	1 807	1 596	1 662	1 481
7538 pt.	Diesel repair shops -----	222	154	200	145
7533, 4, 6, 7, 9	Other automotive repair shops -----	795	812	743	749
7533	Automotive exhaust system repair shops -----	161	124	151	119
7534	Tire retreading and repair shops -----	62	62	57	55
7536	Automotive glass replacement shops -----	109	100	103	91
7537	Automotive transmission repair shops -----	217	234	202	219
7539	Automotive repair shops, n.e.c. -----	246	292	230	265
7539 pt.	Radiator repair -----	56	73	52	64
7539 pt.	Brake, front end, and wheel alignment -----	91	103	83	94
7539 pt.	Automotive electrical and fuel system services -----	64	77	61	74
7539 pt.	Other automotive repair shops, n.e.c. -----	35	39	34	33
754	Automotive services, except repair -----	733	569	679	533
7542	Carwashes -----	411	350	385	330
7549	Automotive services, except repair and carwashes -----	322	219	294	203
<b>76</b>	<b>Miscellaneous repair services -----</b>	<b>2 263</b>	<b>2 257</b>	<b>2 083</b>	<b>2 095</b>
762	Electrical repair shops -----	677	672	629	619
7622	Radio and television repair shops -----	194	222	176	203
7623, 9	Other electrical and electronic repair shops -----	483	450	453	416
7623	Refrigeration and air-conditioning service and repair shops -----	134	150	124	141
7629	Electrical and electronic repair shops, n.e.c. -----	349	300	329	275
763	Watch, clock, and jewelry repair -----	36	40	33	39
764	Reupholstery and furniture repair -----	166	216	150	196
769	Miscellaneous repair and related services -----	1 384	1 329	1 271	1 241
7692	Welding repair -----	124	155	117	139
7694	Armature rewinding shops -----	62	78	56	75
7699	Repair shops and related services, n.e.c. -----	1 198	1 096	1 098	1 027
<b>78, 79, 84</b>	<b>Amusement and recreation services, including motion pictures and museums -----</b>	<b>3 424</b>	<b>3 001</b>	<b>3 150</b>	<b>2 781</b>
781, 2	Motion picture production, distribution, and services -----	282	207	268	196
783	Motion picture theaters -----	156	187	151	165
7832	Motion picture theaters, except drive-in -----	156	179	151	157
7833	Drive-in motion picture theaters -----	-	8	-	8
784	Video tape rental -----	583	485	525	441
792	Theatrical producers (except motion picture), bands, orchestras, and entertainers -----	318	250	297	233
7922	Theatrical producers (except motion picture) and miscellaneous theatrical services -----	146	114	134	107
7929	Bands, orchestras, actors, and other entertainers and entertainment groups -----	172	136	163	126
793	Bowling centers -----	125	142	114	137

See footnotes at end of table.

**G-2 APPENDIX G**

**SERVICE INDUSTRIES—GEOGRAPHIC AREA SERIES**

**Table G-1. Firms Subject to Federal Income Tax – Con.**

[Includes only establishments with payroll. For meaning of abbreviations and symbols, see introductory text. For explanation of terms and comparability of 1987 and 1992 censuses, see appendix A]

SIC code	Kind of business or operation	Establishments in business –			
		Any time during year		At end of year	
		1992	1987	1992	1987
<b>78, 79, 84</b>	<b>Amusement and recreation services, including motion pictures and museums—Con.</b>				
79 ex. 792, 3, 84	Commercial sports and other amusement and recreation services, including museums .....	1 960	1 730	1 795	1 609
794	Commercial sports .....	138	122	120	115
7941	Professional sports clubs, managers, promoters .....	26	17	23	16
7948	Racing, including track operation .....	112	105	97	99
79 ex. 792, 3, 4; 84	Other amusement and recreation services, including museums .....	1 822	1 608	1 675	1 494
791	Dance studios, schools, and halls .....	237	198	221	184
7991	Physical fitness facilities .....	361	304	323	278
7992	Public golf courses .....	49	42	44	57
7993	Coin-operated amusement devices .....	171	167	157	157
7996	Amusement parks .....	30	32	30	32
7997	Membership sports and recreation clubs .....	243	283	227	261
7999, 84	Amusement and recreation services, including museums, n.e.c. ....	731	582	673	540
<b>80</b>	<b>Health services .....</b>	<b>16 502</b>	<b>14 688</b>	<b>15 812</b>	<b>14 082</b>
801	Offices and clinics of doctors of medicine .....	7 718	7 257	7 407	6 954
8011 pt.	Offices of doctors of medicine .....	7 600	7 177	7 297	6 880
8011 pt.	General medical clinics .....	118	80	110	74
802	Offices and clinics of dentists .....	4 033	3 824	3 911	3 677
803	Offices and clinics of doctors of osteopathy .....	399	357	387	345
804	Offices and clinics of other health practitioners .....	2 910	2 024	2 771	1 957
8041	Offices and clinics of chiropractors .....	1 245	777	1 189	752
8042	Offices and clinics of optometrists .....	550	484	522	469
8043	Offices and clinics of podiatrists .....	449	386	430	372
8049	Offices and clinics of health practitioners, n.e.c. ....	666	377	630	364
805	Nursing and personal care facilities .....	258	259	242	243
8051	Skilled nursing care facilities .....	225	202	214	190
8052	Intermediate care facilities .....	16	23	13	21
8059	Nursing and personal care facilities, n.e.c. ....	17	34	15	32
806	Hospitals .....	5	4	5	4
807, 8, 9	Other health services .....	1 179	963	1 089	902
807	Medical and dental laboratories .....	600	518	560	488
8071	Medical laboratories .....	346	249	325	236
8072	Dental laboratories .....	254	269	235	252
808	Home health care services .....	220	178	201	164
809	Miscellaneous health and allied services, n.e.c. ....	359	267	328	250
8092	Kidney dialysis centers .....	11	9	10	8
8093	Specialty outpatient facilities, n.e.c. ....	207	157	186	149
8099	Health and allied services, n.e.c. ....	141	101	132	93
<b>81</b>	<b>Legal services .....</b>	<b>5 720</b>	<b>5 159</b>	<b>5 359</b>	<b>4 837</b>
<b>823, 4, 9</b>	<b>Selected educational services .....</b>	<b>556</b>	<b>455</b>	<b>512</b>	<b>418</b>
823	Libraries .....	4	4	4	4
824	Vocational schools .....	195	168	170	158
829	Schools and educational services, n.e.c. ....	357	283	338	256
<b>83</b>	<b>Social services .....</b>	<b>1 256</b>	<b>987</b>	<b>1 175</b>	<b>913</b>
835	Child day care services .....	856	693	799	639
832, 3, 6, 9	Other social services .....	400	294	376	274
<b>87 ex. 8733</b>	<b>Engineering, accounting, research, management, and related services (except noncommercial research organizations) .....</b>	<b>8 725</b>	<b>7 844</b>	<b>8 101</b>	<b>7 359</b>
871	Engineering, architectural, and surveying services .....	2 443	2 238	2 289	2 107
8711	Engineering services .....	1 632	1 399	1 524	1 308
8712	Architectural services .....	527	561	491	532
8713	Surveying services .....	284	278	274	267
872	Accounting, auditing, and bookkeeping services .....	2 511	2 256	2 332	2 123
873 ex. 8733	Research, development, and testing services (except noncommercial research organizations) .....	613	606	580	583
8731	Commercial physical and biological research .....	163	169	153	161
8732	Commercial economic, sociological, and educational research .....	268	287	252	275
8734	Testing laboratories .....	182	150	175	147
874	Management and public relations services .....	3 158	2 744	2 900	2 546
8741	Management services .....	781	714	719	667
8742	Management consulting services .....	1 660	1 417	1 533	1 313
8743	Public relations services .....	183	192	160	182
8744	Facilities support management services .....	21	16	20	15
8748	Business consulting services, n.e.c. ....	513	405	468	369
<b>89</b>	<b>Services, n.e.c. ....</b>	<b>611</b>	<b>1 016</b>	<b>559</b>	<b>896</b>

## Table G-2. Firms Exempt From Federal Income Tax

[Includes only establishments with payroll. For meaning of abbreviations and symbols, see introductory text. For explanation of terms and comparability of 1987 and 1992 censuses, see appendix A]

SIC code	Kind of business or operation	Establishments in business —			
		Any time during year		At end of year	
		1992	1987	1992	1987
	<b>Total .....</b>	<b>4 794</b>	<b>4 196</b>	<b>4 584</b>	<b>4 069</b>
<b>7032, 704</b>	<b>Camps and membership lodging .....</b>	<b>33</b>	<b>46</b>	<b>31</b>	<b>43</b>
<b>792, 7991 pt., 7997, 7999 pt., 84</b>	<b>Selected amusement, recreation, and related services .....</b>	<b>379</b>	<b>347</b>	<b>367</b>	<b>339</b>
792	Theatrical producers (except motion picture), bands, orchestras, and entertainers .....	67	48	64	47
7991 pt., 7997	Gymnasiums, athletic clubs, and membership sports and recreation clubs .....	259	254	251	248
7999 pt. 84	Fairs .....	3	2	3	2
	Museums, art galleries, and botanical and zoological gardens .....	50	43	49	42
<b>8011 pt.; 8021 pt.; 805, 6, 8, 9</b>	<b>Selected health services .....</b>	<b>518</b>	<b>445</b>	<b>508</b>	<b>439</b>
8011 pt., 8021 pt.	Clinics of doctors of medicine and dentists .....	35	43	32	42
805	Nursing and personal care facilities .....	126	93	125	93
806	Hospitals .....	130	128	130	127
808, 9	Other health services .....	227	181	221	177
808	Home health care services .....	59	47	58	45
809	Miscellaneous health and allied services, n.e.c. ....	168	134	163	132
<b>8111 pt.</b>	<b>Legal aid societies and similar legal services .....</b>	<b>44</b>	<b>40</b>	<b>41</b>	<b>39</b>
<b>823, 4, 9</b>	<b>Selected educational services .....</b>	<b>175</b>	<b>153</b>	<b>161</b>	<b>145</b>
<b>83</b>	<b>Social services .....</b>	<b>2 039</b>	<b>1 611</b>	<b>1 976</b>	<b>1 576</b>
835	Child day care services .....	478	445	460	433
832, 3, 6, 9	Other social services .....	1 561	1 166	1 516	1 143
<b>861, 2, 4, 9</b>	<b>Selected membership organizations .....</b>	<b>1 482</b>	<b>1 472</b>	<b>1 384</b>	<b>1 409</b>
861	Business associations .....	295	263	279	257
864	Civic, social, and fraternal associations .....	802	882	743	839
862, 9	Other membership organizations .....	385	327	362	313
<b>873, 4 ex. 8744</b>	<b>Research, testing, and consulting services, except facilities support management services .....</b>	<b>124</b>	<b>82</b>	<b>116</b>	<b>79</b>
873	Research, development, and testing services .....	74	66	71	63
8731	Commercial physical and biological research .....	6	7	5	7
8732	Commercial economic, sociological, and educational research .....	11	5	11	5
8733	Noncommercial research organizations .....	55	50	53	47
8734	Testing laboratories .....	2	4	2	4
874 ex. 8744	Management and public relations services, except facilities support management services .....	50	16	45	16

# Publication Program

## 1992 CENSUS OF SERVICE INDUSTRIES

Publications of the 1992 Census of Service Industries containing data on service industries establishments in the United States are described below. Publication order forms for specific reports may be obtained from any Department of Commerce district office or from Data User Services Division, Customer Services, Bureau of the Census, Washington, DC 20233-8300. The first results were issued in press releases. Final detailed statistics are issued in separate paperbound reports and compact disc-read only memory (CD-ROM).

### Final Reports

#### Geographic area series—52 reports (SC92-A-1 to -52)

A separate paperbound report containing data for establishments with payroll is published for each State, the District of Columbia, and the United States. For establishments of firms subject to Federal income tax, each State report presents general statistics on number of establishments, receipts, payroll, and employment, by varied service classifications, for the State, metropolitan areas (MA's), counties, and places with 350 service establishments or more, by kind of business. Greater kind-of-business detail is shown for larger areas. In addition, for places with 2,500 inhabitants or more and for all counties, statistics are provided on number of establishments and receipts for 10 major kind-of-business groups. For establishments of firms exempt from Federal income tax, each State report presents statistics on number of establishments, revenue, payroll, and employment by varied service classifications, for the State and MA's. Greater kind-of-business detail is shown for larger areas.

The United States Summary report presents data for the United States as a whole for establishments with payroll of firms subject to Federal income tax, as well as those exempt from Federal income tax, for detailed kind-of-business classifications. Statistics on number of establishments and receipts/revenue are also shown for States and MA's by kind of business.

For each State, the District of Columbia, and the United States, 1992 data are provided on receipts/revenue and employees per establishment and on receipts/revenue and payroll per employee. Comparative statistics showing percent changes in receipts/expenses and payroll between 1987 and 1992 also are shown.

#### Nonemployer statistics series—1 report (SC92-N-1)

This report includes data by kind of business for all establishments, establishments with payroll, and establishments without payroll for the United States and States. Also presented are statistics for establishments without payroll including number of establishments and receipts/revenue by varied service classifications for MA's.

Similar data for counties and places with 2,500 inhabitants or more are available on electronic media only.

#### Subject series—5 reports (SC92-S-1 to -5)

The *Establishment and Firm Size* report (SC92-S-1) presents data for establishments with payroll, based on size of establishment, size of company or firm, and legal form of organization. Establishment statistics are presented by receipts/revenue size and by employment size; statistics for firms, by receipts/revenue size (including concentration by largest firms), by employment size, and by number of establishments operated (single units and multiunits). Statistics are presented by kind of business on the number of establishments, receipts/revenue, payroll, and employment for the United States.

The *Capital Expenditures, Depreciable Assets, and Operating Expenses* report (SC92-S-2) presents data for firms with payroll for the United States by major kind of business. Operating expenses include annual payroll, supplemental labor costs, purchased services, etc. Receipts data also are provided.

Three other reports (*Hotels, Motels, and Other Lodging Places* (SC92-S-3), *Sources of Receipts or Revenue* (SC92-S-4), and *Miscellaneous Subjects* (SC92-S-5)) present data for the United States as a whole and, where feasible, for States and MA's.

### Electronic Media

All data included in the printed reports are available on CD-ROM. The CD-ROM's provide the same information found in the final reports as well as additional information not published in the final reports, such as ZIP Code statistics available from series SC92-Z, and nonemployer data for counties and places from series SC92-N. Electronic media products are available for users who wish to summarize, rearrange, or process large amounts of data. These products, with corresponding technical documentation, are sold by Data User Services Division, Customer Services, Bureau of the Census, Washington, DC 20233-8300.

## OTHER ECONOMIC CENSUS REPORTS

Data on retail trade, wholesale trade, financial, insurance, real estate, construction industries, manufactures, mineral industries, transportation, communications, utilities, enterprise statistics, minority-owned business enterprises, and women-owned businesses also are available from the 1992 Economic Census. A separate series of reports covers the census of outlying areas—Puerto Rico, Virgin Islands of the United States, Guam, and the Northern Marianas. Separate announcements describing these reports are available free of charge from Data User Services Division, Customer Services, Bureau of the Census, Washington, DC 20233-8300.