

# 1992

## Census of Service Industries


---

SC92-A-30

GEOGRAPHIC AREA SERIES

# New Hampshire

---



# 1992 Census of Service Industries

---

SC92-A-30

GEOGRAPHIC AREA SERIES

## New Hampshire

---

+



+



**U.S. Department of Commerce**  
**Ronald H. Brown**, Secretary  
**David J. Barram**, Deputy Secretary

**Economics and Statistics Administration**  
**Everett M. Ehrlich**, Under Secretary  
for Economic Affairs

**BUREAU OF THE CENSUS**  
**Harry A. Scarr**, Acting Director

---

## Acknowledgments

Many persons participated in the various activities of the 1992 Census of Service Industries. The overall planning and review of the census operations were performed by the Economic Census Staff of the Economic Planning and Coordination Division.

This report was prepared in the Services Division. **Bobby E. Russell**, Assistant Chief for Census Programs, was responsible for the overall planning, management, and coordination of the census of service industries. Planning and implementation were under the direction of **Jack B. Moody**, Chief, Service Census Branch, with primary staff assistance by **Jack R. Drago**, **Barbara S. Tinari**, **Kirk K. Degler**, **Joseph R. Fuller**, **Susan G. Baker**, **Deborah M. Stempowski**, **Brian D. Gregory**, **Theresa L. Steele**, **Chris E. Blackburn**, **Gary R. Rice**, **M. Craig Schadt**, **Arthur B. Stewart**, **Sandra K. Byrd**, and **Evelyn D. Butler**.

Systems and procedures for mailout, receipt, correspondence, data input, industry classification, other clerical processing, administrative record processing, quality control, and the associated electronic computer programs, were developed in the Economic Planning and Coordination Division.

Mailout preparation and receipt operations, clerical and analytical review activities, data keying, and geocoding review were performed by the staff of the Data Preparation Division, **Judith N. Petty**, Acting Chief.

Geographic coding procedures and associated computer programs were developed by the staff of the Geography Division.

The computer processing systems were developed and coordinated in the Economic Statistical Methods and Programming Division, **Charles P. Pautler, Jr.**, Chief. **H. Ray Dennis**, Assistant Chief for Business Programs, was responsible for design and implementation of the computer systems. The computer programs were prepared under the supervision of **William C. Wester**, Chief, Business Census Branch, and **Steven G. McCraith**, Chief, Utilities and Financial Census Branch, assisted by **Jeffrey S. Rosen**, **Barbara L. Lambert**, **Jacqueline R. Sellers**, and **Tsung C. Chu**. Additional programming assistance was provided by **Robert S. Jewett**.

Computer processing was performed in the Computer Services Division, **Marvin D. Raines**, Chief.

The staff of the Administrative and Publications Services Division, **Walter C. Odom**, Chief, performed planning, design, composition, editorial review, and printing planning and procurement for publications and report forms. **Margaret A. Smith** provided publication coordination and editing.

Special acknowledgment is also due the many businesses whose cooperation has contributed to the publication of these data.

**If you have any questions concerning the statistics in this report, call 301-763-7039.**



**Economics and Statistics  
Administration**

**Everett M. Ehrlich**, Under Secretary  
for Economic Affairs



**BUREAU OF THE CENSUS**

**Harry A. Scarr**, Acting Director

**Paula J. Schneider**, Principal Associate  
Director for Programs

**Thomas L. Mesenbourg**, Acting Associate  
Director for Economic Programs

**Thomas L. Mesenbourg**, Assistant Director  
for Economic Programs

**ECONOMIC PLANNING AND COORDINATION  
DIVISION**

**Carole A. Ambler**, Chief

**SERVICES DIVISION**

**Carole A. Ambler**, Acting Chief

# Introduction to the Economic Census

## PURPOSES AND USES OF THE ECONOMIC CENSUS

The economic census is the major source of facts about the structure and functioning of the Nation's economy. It provides essential information for government, business, industry, and the general public.

The economic census furnishes an important part of the framework for such composite measures as the gross domestic product, input/output measures, production and price indexes, and other statistical series that measure short-term changes in economic conditions.

Policymaking agencies of the Federal Government use the data, especially in monitoring economic activity and providing assistance to business.

State and local governments use the data to assess business activities and tax bases within their jurisdictions and to develop programs to attract business.

Trade associations study trends in their own and competing industries and keep their members informed of market changes.

Individual businesses use the data to locate potential markets and to analyze their own production and sales performance relative to industry or area averages.

## AUTHORITY AND SCOPE

Title 13 of the United States Code (sections 131, 191, and 224) directs the Census Bureau to take the economic census every 5 years, covering years ending in 2 and 7. The 1992 Economic Census consists of the following eight censuses:

- Census of Retail Trade
- Census of Wholesale Trade
- Census of Service Industries
- Census of Financial, Insurance, and Real Estate Industries
- Census of Transportation, Communications, and Utilities
- Census of Manufactures
- Census of Mineral Industries
- Census of Construction Industries

Special programs also cover enterprise statistics and minority-owned and women-owned businesses. (The 1992 Census of Agriculture and 1992 Census of Governments are conducted separately.) The next economic census is scheduled to be taken in 1998 covering the year 1997.

## AVAILABILITY OF THE DATA

The results of the economic census are available in printed reports for sale by the U.S. Government Printing Office and on compact discs for sale by the Census Bureau. Order forms for all types of products are available on request from Customer Services, Bureau of the Census, Washington, DC 20233-8300. A more complete description of publications being issued from this census is on the inside back cover of this document.

Census facts are also widely disseminated by trade associations, business journals, and newspapers. Volumes containing census statistics are available in most major public and college libraries. Finally, State data centers in every State as well as business and industry data centers in many States also supply economic census statistics.

## WHAT'S NEW IN 1992

The 1992 Economic Census covers more of the economy than any previous census. New for 1992 are data on communications, utilities, financial, insurance, and real estate, as well as coverage of more transportation industries. The economic, agriculture, and governments censuses now collectively cover nearly 98 percent of all economic activity.

Among other changes, new 1992 definitions affect the boundaries of about a third of all metropolitan areas. Also, the Survey of Women-Owned Businesses has now been expanded to include all corporations.

## HISTORICAL INFORMATION

The economic census has been taken as an integrated program at 5-year intervals since 1967 and before that for 1963, 1958, and 1954. Prior to that time, the individual subcomponents of the economic census were taken separately at varying intervals.

The economic census traces its beginnings to the 1810 Decennial Census, when questions on manufacturing were included with those for population. Coverage of economic activities was expanded for 1840 and subsequent censuses to include mining and some commercial activities. In 1902, Congress established a permanent Census Bureau and directed that a census of manufactures be taken every 5 years. The 1905 Manufactures Census was the first time a census was taken apart from the regular every-10-year population census.

The first census of business was taken in 1930, covering 1929. Initially it covered retail and wholesale trade and construction industries, but it was broadened in 1933 to include some of the service trades.

The 1954 Economic Census was the first census to be fully integrated—providing comparable census data across economic sectors, using consistent time periods, concepts, definitions, classifications, and reporting units. It was the first census to be taken by mail, using lists of firms provided by the administrative records of other Federal agencies. Since 1963, administrative records also have been used to provide basic statistics for very small firms, reducing or eliminating the need to send them census questionnaires. The Enterprise Statistics Program, which publishes combined data from the economic census, was made possible with the implementation of the integrated census program in 1954.

The range of industries covered in the economic censuses has continued to expand. The census of construction industries began on a regular basis in 1967, and the scope of service industries was broadened in 1967, 1977, and 1987. The census of transportation began in 1963 as a set of surveys covering travel, transportation of commodities, and trucks, but expanded in 1987 to cover business establishments in several transportation industries. For 1992, these statistics are incorporated into a broadened census of transportation, communications, and utilities. Also new for 1992 is the census of financial, insurance, and real estate industries. This is part of a gradual expansion in coverage of industries previously subjected to government regulation.

The Survey of Minority-Owned Business Enterprises was first conducted as a special project in 1969 and was incorporated into the economic census in 1972 along with the Survey of Women-Owned Businesses.

An economic census has also been taken in Puerto Rico since 1909, in the Virgin Islands of the United States and Guam since 1958, and in the Commonwealth of the Northern Mariana Islands since 1982.

Statistical reports from the 1987 and earlier censuses provide historical figures for the study of long-term time series and are available in some large libraries. All of the census data published since 1967 are still available for sale on microfiche from the Census Bureau.

## AVAILABILITY OF MORE FREQUENT ECONOMIC DATA

While the census provides complete enumerations every 5 years, there are many needs for more frequent data as well. The Census Bureau conducts a number of monthly, quarterly, and annual surveys, with the results appearing in publication series such as Current Business Reports (retail and wholesale trade and service industries), the Annual Survey of Manufactures, Current Industrial Reports, and the Quarterly Financial Report. Most of these surveys, while providing more frequent observations, yield less kind-of-business and geographic detail than the census. The County Business Patterns program offers annual statistics on the number of establishments, employment, and payroll classified by industry within each county.

## SOURCES FOR MORE INFORMATION

More information about the scope, coverage, classification system, data items, and publications for each of the economic censuses and related surveys is published in the *Guide to the 1992 Economic Census and Related Statistics*. More information on the methodology, procedures, and history of the census will be published in the *History of the 1992 Economic Census*. Contact Customer Services for information on availability.

# Census of Service Industries

## GENERAL

The 1992 Census of Service Industries, part of the 1992 Economic Census, covered service industries as defined in Division I of the *Standard Industrial Classification Manual: 1987*<sup>1</sup> (SIC), except Elementary and Secondary Schools (SIC 821), Colleges, Universities, Professional Schools, and Junior Colleges (SIC 822), Labor Unions and Similar Labor Organizations (SIC 863), Political Organizations (SIC 865), Religious Organizations (SIC 866), and Private Households (SIC 881). The census also excluded governmental establishments classified in the covered industries, except for government-operated hospitals which were included.

Data are presented for establishments in the following classifications:

SIC code	Title
70	Hotels, rooming houses, camps, and other lodging places
72	Personal services
73	Business services
75	Automotive repair, services, and parking
76	Miscellaneous repair services
78	Motion pictures
79	Amusement and recreation services
80	Health services
81	Legal services
823, 4, 9	Selected educational services
83	Social services
84	Museums, art galleries, and botanical and zoological gardens
861, 2, 4, 9	Selected membership organizations
87	Engineering, accounting, research, management, and related services
89	Services, not elsewhere classified

This series of reports presents data for service establishments of firms subject to Federal income tax and (in separate tables) of firms which are exempt from Federal income tax under provisions of the Internal Revenue Code. Only establishments with some payroll during the year are included. For a more detailed explanation, see appendix A.

<sup>1</sup>*Standard Industrial Classification Manual: 1987*. For sale by Superintendent of Documents, U.S. Government Printing Office, Washington, DC 20402. Stock No. 041-001-00314-2.

Many of the "kinds of business or operation" included in this report are not thought of as commercial businesses, and the terms (such as "business," "establishment," and "firm") used to describe them may not be descriptive of such services, particularly for not-for-profit and professional services. However, these terms are applied to all "kinds of business or operation" in order to maintain conformity in the measures of the production and delivery of goods and services and in the presentation of data.

The basic tabulations in this report do not include data for establishments which are auxiliary (primary function is providing a service, such as warehousing or bookkeeping) to service establishments within the same organization. Data for auxiliaries are presented in a subsequent report issued as part of the 1992 Enterprise Statistics reports.

For the 1992 Census of Service Industries, large- and medium-size firms, plus all firms known to operate more than one establishment, were sent questionnaires to be completed and returned to the Census Bureau by mail. For most very small firms, including those with no paid employees, data from existing administrative records of other Federal agencies were used instead. These records provided basic information on location, kind of business, receipts, payroll, number of employees, and legal form of organization. In addition, more detailed information for selected kinds of business was obtained on the various questionnaires.

Appendix A gives a more detailed explanation of census coverage and methodology.

## CENSUS DISCLOSURE RULES

In accordance with Federal law governing census reports, no data are published that would disclose the operations of an individual establishment or business. However, the number of establishments in a kind-of-business classification is not considered a disclosure, so this information may be released even though other information is withheld.

## GEOGRAPHIC AREAS COVERED

This report series presents data for the following areas:

1. The United States as a whole.
2. Each State and the District of Columbia.

3. Each consolidated metropolitan statistical area (CMSA) and primary metropolitan statistical area (PMSA) defined by the Office of Management and Budget (OMB) as of June 30, 1993. A CMSA is an area used to facilitate the presentation and analysis of data for large concentrations of metropolitan populations. It includes two or more contiguous PMSA's which have a population of at least 1,000,000<sup>2</sup> and which meet specific criteria of urban character and of social and economic integration.
4. Each metropolitan statistical area (MSA) defined by the OMB as of June 30, 1993. An MSA is an integrated economic and social unit with a population nucleus of at least 50,000 inhabitants.<sup>2</sup> Each MSA consists of one or more counties meeting standards of metropolitan character; in New England, cities and towns rather than counties are the component geographic units.
5. The area within the State outside metropolitan areas (MA's).
6. Each county or county equivalent.<sup>3</sup> Counties are the primary divisions of States, except in Louisiana where they are called parishes and in Alaska where they are called boroughs and census areas. Maryland, Missouri, Nevada, and Virginia have one place or more that is independent of any county organization and constitutes primary divisions of their States. These places are treated as counties and as places.
7. Each consolidated city.<sup>3</sup> Consolidated cities are consolidated governments which consist of separately incorporated municipalities.
8. Each municipality of 2,500 inhabitants or more incorporated as a city, borough, village, or town.<sup>2 3</sup>  
  
For the economic census, boroughs and census areas in Alaska and boroughs in New York are not included in this category.
9. Special economic urban areas (SEUA's), which include townships in Michigan, New Jersey, and Pennsylvania, and towns in New York, Wisconsin, and the six New England States with 10,000 inhabitants or more.<sup>2</sup>

## DOLLAR VALUES

All dollar values presented in this report are expressed in current dollars, i.e., 1992 data are expressed in 1992 dollars and 1987 data in 1987 dollars. Consequently, when making comparisons to prior years, users of the data should consider the inflation that has occurred.

## RELIABILITY OF DATA

All data compiled in this report originated from either census questionnaires or administrative records of other Federal agencies and, therefore, are not subject to sampling errors. However, the data are subject to nonsampling

<sup>2</sup>According to the 1990 Census of Population or subsequent special census.

<sup>3</sup>Those defined as of January 1, 1992.

errors. Nonsampling errors can be attributed to many sources: inability to identify all cases in the actual universe; definition and classification difficulties; differences in the interpretation of questions; errors in recording or coding the data obtained; and other errors of collection, response, coverage, processing, and estimation for missing or misreported data.

The accuracy of these tabulated data is determined by the joint effects of the various nonsampling errors. No direct measurement of these effects has been obtained except for estimation for missing or misreported data; however, precautionary steps were taken in all phases of the collection, processing, and tabulation of the data in an effort to minimize the effects of nonsampling errors.

The Bureau of the Census obtains on computer tape limited information extracted from administrative records of other Federal agencies. This information is used in conjunction with other information available to the Census Bureau to develop estimates for nonemployers, small employers, and other establishments for which responses were not received in time for publication. For an indication of the extent that data included in these reports were obtained from the administrative records of other Federal agencies and from estimation, rather than reports directly from respondents, see appendix E. Also, see appendix A for a more detailed explanation of census coverage and methodology.

## SPECIAL TABULATIONS

Special tabulations of data collected in the 1992 Census of Service Industries may be obtained, depending on availability of time and personnel, on diskette, computer tape, or in tabular form. The data will be in summary form and subject to the same rules prohibiting disclosure of confidential information (including name, address, kind of business, or other data for individual business establishments or companies) as are the regular publications.

Special tabulations are prepared on a cost basis. A request for a cost estimate, as well as exact specifications on the type and format of the data to be provided, should be directed to the Chief, Services Division, Bureau of the Census, Washington, DC 20233.

To discuss a special tabulation before submitting specifications, call 1-800-541-8345.

## ABBREVIATIONS AND SYMBOLS

The following abbreviations and symbols are used in this publication:

- \* See kind-of-business descriptions for SIC 72 and SIC 7384 in appendix A for treatment of plant outlets.
- Represents zero.
- (D) Withheld to avoid disclosing data for individual companies; data are included in broader kind-of-business totals.



(IC)	Independent city.	<b>Symbol</b>	<b>Employment Size</b>
(NA)	Not available.		
(X)	Not applicable.	AA	0–19
CMSA	Consolidated metropolitan statistical area.	BB	20–99
MA	Metropolitan area.	CC	100–249
MSA	Metropolitan statistical area.	EE	250–499
n.e.c.	Not elsewhere classified.	FF	500–999
PMSA	Primary metropolitan statistical area.	GG	1,000–2,499
pt.	Part.	HH	2,500–4,999
r	Revised.	II	5,000–9,999
SIC	Standard Industrial Classification.	JJ	10,000–24,999

The following symbols are used in this publication to show employment size ranges for employment data that have been withheld to avoid disclosing data for individual companies (employment size range codes are provided for the first time in the 1992 Economic Census):

KK	25,000–49,999
LL	50,000–99,999
MM	100,000 or more

# Users' Guide for Locating Statistics in This Report by Table Number

Information shown in tables	Table															
	1a	1b	2a	2b	3a	3b	4	5	6	7a	7b	8a	8b	9	10	
<b>GEOGRAPHIC AREAS</b>																
The State .....	X	X	X	X	X	X	X								X	X
CMSA's and MSA's in the State .....										X	X					
PMSA's in the State .....										X	X					
Area of the State not in any CMSA, PMSA, or MSA .....												X	X			
Counties in the State .....							X		X							X
Places in the State .....							X	X						X		
<b>DATA ITEMS</b>																
Establishments .....	X	X			X	X	X	X	X	X	X	X	X	X		X
Receipts .....	X				X	X	X	X	X	X	X	X	X	X	X	X
Revenue .....		X									X		X			
Expenses .....						X										
Annual payroll .....	X	X			X	X	X	X	X	X	X	X	X	X		
First-quarter payroll .....	X	X					X	X	X	X	X	X	X			
Paid employees for pay period including March 12, 1992 .....	X	X			X	X	X	X	X	X	X	X	X			
1987 to 1992 comparative statistics .....					X	X										
Receipts per establishment .....			X													
Revenue per establishment .....				X												
Expenses per establishment .....				X												
Receipts per employee .....			X													
Revenue per employee .....				X												
Expenses per employee .....				X												
Annual payroll per employee .....			X	X												
Employees per establishment .....			X	X												
Counties ranked by volume of receipts .....																X
Places ranked by volume of receipts .....														X		

# Users' Guide for Locating Statistics in the 1992 Census of Service Industries Reports

Report and geographic area	Information shown in reports by kind of business or industry category										
	Number of establishments	Receipts/Revenue (\$1,000)	Payroll (\$1,000)	Number of employees	Selected ratios	Receipts/revenue lines	Receipts size and employment size of establishments and firms	Concentration ratios of largest firms	Single units and multi-units	Legal form of organization	Selected topics
<b>GEOGRAPHIC AREA SERIES</b>											
United States .....	X	X	X	X	X						
State .....	X	X	X	X	X						
CMSA, PMSA, MSA .....	X	X	X	X							
County .....	X	X	X	X							
Place .....	X	X	X	X							
<b>NONEMPLOYER STATISTICS SERIES</b>											
United States .....	X	X									
State .....	X	X									
CMSA, PMSA, MSA .....	X	X									
County .....	X	X									
Place .....	X	X									
<b>ESTABLISHMENT AND FIRM SIZE (INCLUDING LEGAL FORM OF ORGANIZATION)</b>											
United States .....	X	X	X	X			X	X	X	X	
<b>CAPITAL EXPENDITURES, DEPRECIABLE ASSETS, AND OPERATING EXPENSES</b>											
United States .....		X	X								X
<b>RECEIPTS/REVENUE LINES</b>											
United States .....	X	X				X					
State .....	X	X				X					
CMSA, PMSA, MSA .....	X	X				X					
<b>HOTELS, MOTELS, AND OTHER LODGING PLACES</b>											
United States .....	X	X	X	X		X					X
State .....	X	X	X	X		X					X
CMSA, PMSA, MSA .....	X	X				X					X

Report and geographic area	Information shown in reports by kind of business or industry category										
	Number of establishments	Receipts/Revenue (\$1,000)	Payroll (\$1,000)	Number of employees	Selected ratios	Receipts/revenue lines	Receipts size and employment size of establishments and firms	Concentration ratios of largest firms	Single units and multi-units	Legal form of organization	Selected topics
<b>ZIP CODES</b>											
United States .....	X	X	X	X							
State .....	X	X	X	X							
<b>MISCELLANEOUS SUBJECTS</b>											
United States .....	X	X	X	X							X
State .....	X	X									X
CMSA, PMSA, MSA .....	X	X									X

# Contents

## New Hampshire

[Page numbers listed here omit the prefix that appears as part of the number of each page]

	Page
Introduction to the Economic Census .....	III
Census of Service Industries .....	V
Users' Guide for Locating Statistics in This Report by Table Number .....	VIII
Users' Guide for Locating Statistics in the 1992 Census of Service Industries Reports ...	IX
Summary of Findings .....	2

### FIGURES

1. Percent Change in Receipts and Annual Payroll for Establishments of Firms Subject to Federal Income Tax: 1987 to 1992 .....	3
2. Annual Payroll per Employee for Establishments of Firms Subject to Federal Income Tax: 1992 and 1987 .....	4
Maps .....	5

### TABLES

1a. Summary Statistics for Firms Subject to Federal Income Tax for the State: 1992 ..	7
1b. Summary Statistics for Firms Exempt From Federal Income Tax for the State: 1992 .....	11
2a. Selected Ratios for Firms Subject to Federal Income Tax for the State: 1992 .....	12
2b. Selected Ratios for Firms Exempt From Federal Income Tax for the State: 1992 ..	15
3a. Comparative Statistics for Firms Subject to Federal Income Tax for the State: 1992 and 1987 .....	15
3b. Comparative Statistics for Firms Exempt From Federal Income Tax for the State: 1992 and 1987 .....	19
4. Summary Statistics for Firms Subject to Federal Income Tax for Counties and for Places With 2,500 Inhabitants or More: 1992 .....	20
5. Summary Statistics for Firms Subject to Federal Income Tax for Places With 350 Establishments or More: 1992 .....	22
6. Summary Statistics for Firms Subject to Federal Income Tax for Counties With 350 Establishments or More: 1992 .....	27
7a. Summary Statistics for Firms Subject to Federal Income Tax for Metropolitan Areas: 1992 .....	40
7b. Summary Statistics for Firms Exempt From Federal Income Tax for Metropolitan Areas: 1992 .....	57
8a. Summary Statistics for Firms Subject to Federal Income Tax for the Area Outside Metropolitan Areas: 1992 .....	62
8b. Summary Statistics for Firms Exempt From Federal Income Tax for the Area Outside Metropolitan Areas: 1992 .....	65
9. Places With 2,500 Inhabitants or More Ranked by Volume of Receipts of Firms Subject to Federal Income Tax: 1992 .....	65
10. Counties Ranked by Volume of Receipts of Firms Subject to Federal Income Tax: 1992 .....	66

### APPENDIXES

A. General Explanation .....	A-1
B. Sample Report Form and Instructions .....	B-1
C. Kind-of-Business Titles and Reporting-Form Numbers .....	C-1
D. Metropolitan Areas .....	D-1
E. Percent of Receipts/Revenue Based on Administrative Records and Estimation for the State: 1992 .....	E-1
F. Geographic Notes .....	F-1
G. Establishments in Business Any Time During Year and Establishments in Business at End of Year for the State: 1992 and 1987 .....	G-1

Publication Program .....

Inside back cover

## Summary of Findings

---

### **FIRMS SUBJECT TO FEDERAL INCOME TAX**

Data from the 1992 Census of Service Industries show that New Hampshire's 9,242 service industries establishments of firms with payroll that were subject to Federal income tax had receipts totaling \$4.6 billion. The 1992 data represent an increase of 52.2 percent in receipts for the State since 1987.

For establishments with payroll in 1992, receipts of offices and clinics of medical doctors totaled \$495.0 million, compared with \$336.9 million in 1987. Other leading service kinds of business in 1992 were computer programming, data processing, and other computer related services with \$449.4 million in receipts, legal services with \$328.0 million, and hotels and motels with \$259.0 million.

There were 82,925 paid employees (full- and part-time) working in service industries in the State as of mid-March 1992, compared with 68,191 employees in 1987. Large employers included help supply services with 12,530 employees, hotels and motels with 6,022 employees, and offices and clinics of doctors of medicine with 5,405 employees.

### **ORGANIZATIONS EXEMPT FROM FEDERAL INCOME TAX**

Data for the census show that New Hampshire's 1,389 service industries establishments of firms and other organizations with payroll that were exempt from Federal income tax had revenue totaling \$1.9 billion and expenses of \$1.8 billion in 1992. The 1992 data represent an increase of 94.8 percent in expenses since 1987.

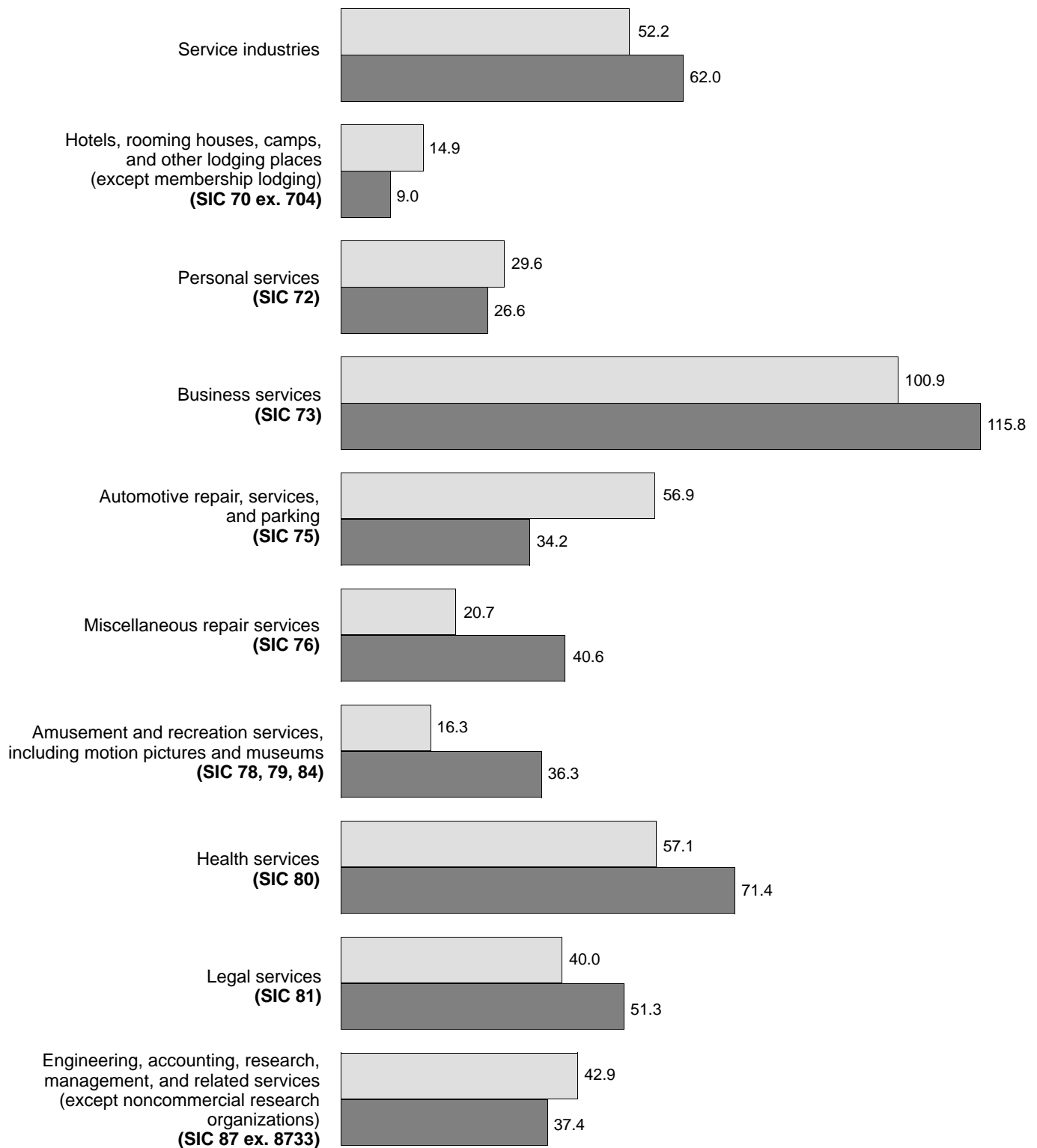
For establishments with payroll in 1992, revenue of hospitals totaled \$1.1 billion, compared with \$622.4 million in 1987. Other leading classifications in 1992 were individual and family social services with revenue of \$85.9 million, and residential care with \$69.8 million.

There were 36,330 paid employees (full- and part-time) as of mid-March 1992, compared with 28,967 employees in 1987. Hospitals had 17,747 employees; individual and family social services, 2,226 employees; and residential care, 1,966 employees.

Figure 1. **Percent Change in Receipts and Annual Payroll for Establishments of Firms Subject to Federal Income Tax: 1987 to 1992**



(Includes only establishments with payroll. For meaning of abbreviations and symbols, see introductory text)

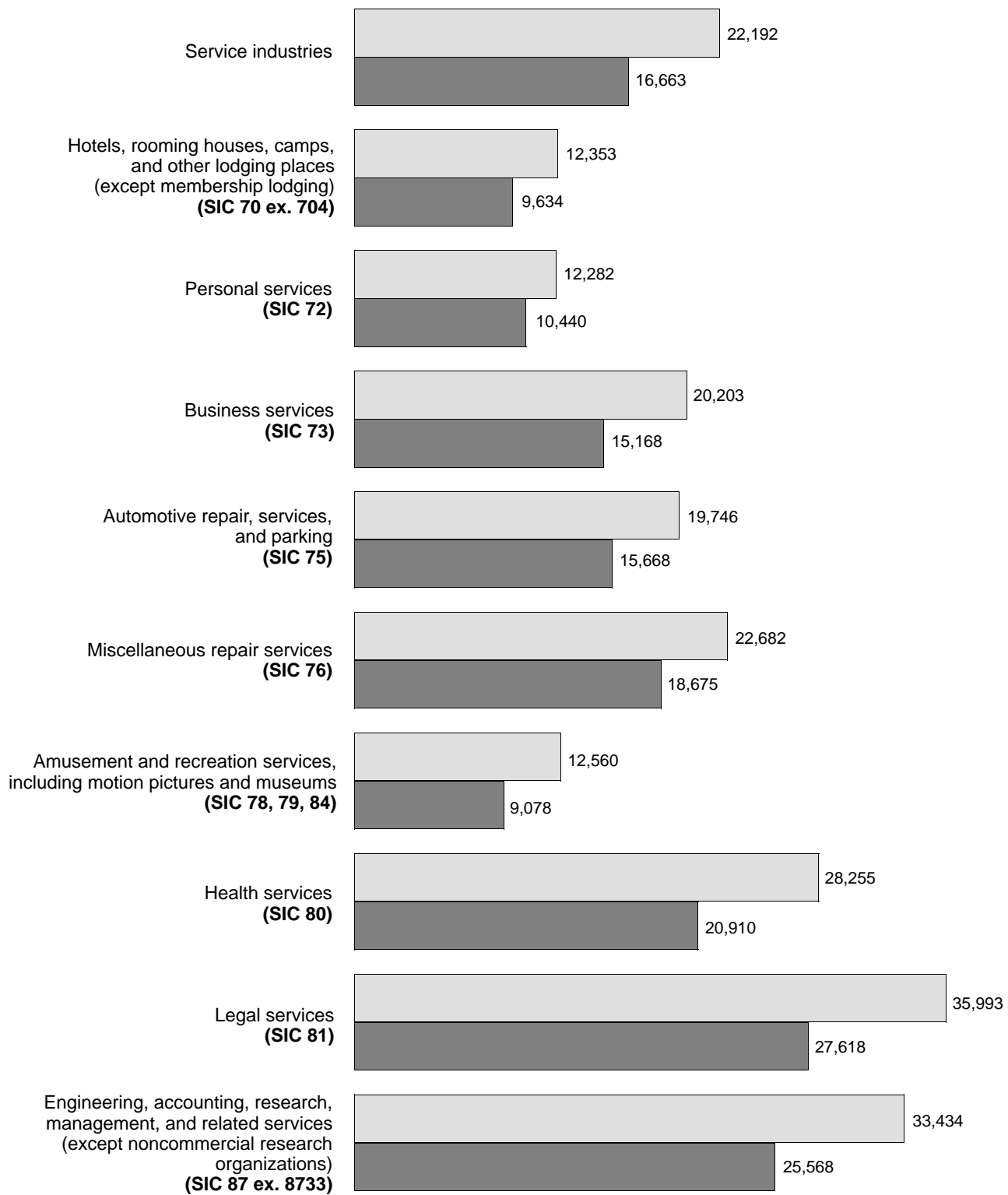
Receipts   
Payroll 



**Figure 2. Annual Payroll per Employee for Establishments of Firms Subject to Federal Income Tax: 1992 and 1987**

(In dollars. For meaning of abbreviations and symbols, see introductory text)

1992   
1987 







**Table 1a. Summary Statistics for Firms Subject to Federal Income Tax for the State: 1992**

[Includes only establishments with payroll. For meaning of abbreviations and symbols, see introductory text. For explanation of terms and comparability of 1987 and 1992 censuses, see appendix A]

SIC code	Kind of business or operation	Establishments (number)	Receipts (\$1,000)	Annual payroll (\$1,000)	First-quarter payroll (\$1,000)	Paid employees for pay period including March 12 (number)
	<b>Total</b> .....	<b>9 242</b>	<b>4 612 247</b>	<b>1 840 243</b>	<b>403 594</b>	<b>82 925</b>
<b>70 ex. 704</b>	<b>Hotels, rooming houses, camps, and other lodging places (except membership lodging)</b> .....	<b>503</b>	<b>286 498</b>	<b>77 340</b>	<b>16 510</b>	<b>6 261</b>
	Hotels and motels .....	400	259 005	71 310	15 804	6 022
7011	Hotels .....	172	195 714	55 956	13 076	4 732
7011 pt.	Hotels, 25 guestrooms or more .....	99	185 291	53 713	12 660	4 421
7011 pt.	Hotels, less than 25 guestrooms .....	73	10 423	2 243	2 416	311
7011 pt.	Motels, motor hotels, and tourist courts .....	228	63 291	15 354	2 728	1 290
7011 pt.	Motels, tourist courts .....	190	47 660	11 160	1 962	965
7011 pt.	Motor hotels .....	38	15 631	4 194	766	325
702, 3	Other lodging places .....	103	27 493	6 030	706	239
702	Rooming and boarding houses .....	7	1 940	510	110	53
703	Camps and recreational vehicle parks .....	96	25 553	5 520	596	186
7032	Sporting and recreational camps .....	33	10 842	2 828	288	83
7033	Recreational vehicle parks and campsites .....	63	14 711	2 692	308	103
<b>72</b>	<b>Personal services</b> .....	<b>1 000</b>	<b>202 195</b>	<b>70 694</b>	<b>16 636</b>	<b>5 756</b>
721	Laundry, cleaning, and garment services .....	227	86 192	29 920	7 088	2 034
7211	Power laundries, family and commercial* .....	7	(D)	(D)	(D)	EE
7213	Linen supply* .....	7	12 953	4 663	1 085	254
7215	Coin-operated laundries and drycleaning .....	76	8 737	1 919	467	282
7215 pt.	Coin-operated laundries and drycleaning stores .....	73	(D)	(D)	(D)	EE
7215 pt.	Coin-operated laundry routes .....	3	(D)	(D)	(D)	AA
7216	Drycleaning plants, except rug cleaning* .....	72	17 519	7 113	1 622	623
7217	Carpet and upholstery cleaning .....	37	5 103	1 761	390	143
7218	Industrial laundries* .....	9	27 410	8 438	2 064	380
7212, 9	Other laundry, cleaning, and garment services* .....	19	(D)	(D)	(D)	BB
7212	Garment pressing, and agents for laundries and drycleaners .....	10	1 580	402	84	32
7219	Laundry and garment services, n.e.c.* .....	9	(D)	(D)	(D)	BB
722	Photographic studios, portrait .....	60	15 556	3 599	867	280
723, 4	Beauty and barber shops .....	524	58 106	24 227	5 561	2 254
723	Beauty shops .....	507	56 715	23 703	5 440	2 215
724	Barber shops .....	17	1 391	524	121	39
725	Shoe repair shops and shoeshine parlors .....	9	1 068	226	57	17
726	Funeral service and crematories .....	70	25 131	6 655	1 451	254
729	Miscellaneous personal services .....	110	16 142	6 067	1 612	917
7291	Tax return preparation services .....	42	5 781	2 745	898	548
7299	Miscellaneous personal services, n.e.c. .....	68	10 361	3 322	714	369
7299 pt.	Massage parlors, tanning salons, and saunas .....	19	1 689	534	124	80
7299 pt.	Other personal services .....	49	8 672	2 788	590	289
7299 pt.	Diet and weight reducing services .....	19	4 680	1 733	342	204
7299 pt.	Formal wear rental .....	7	879	100	38	9
7299 pt.	Other personal services, n.e.c. .....	23	3 113	955	210	76
<b>73</b>	<b>Business services</b> .....	<b>1 609</b>	<b>1 082 297</b>	<b>476 138</b>	<b>100 080</b>	<b>23 568</b>
731	Advertising .....	77	30 587	8 315	1 680	285
7311	Advertising agencies .....	63	25 781	7 169	1 473	204
7312	Outdoor advertising services .....	1	(D)	(D)	(D)	AA
7313	Radio, television, publishers' advertising representatives .....	7	2 100	560	128	28
7313 pt.	Radio, television advertising representatives .....	3	(D)	(D)	(D)	AA
7313 pt.	Publishers' advertising representatives .....	4	(D)	(D)	(D)	AA
7319	Advertising, n.e.c. .....	6	(D)	(D)	(D)	BB
732	Consumer credit reporting agencies, mercantile reporting agencies, and adjustment and collection agencies .....	30	19 896	6 504	1 533	258
7322	Adjustment and collection services .....	23	13 037	4 930	1 167	186
7323	Credit reporting services .....	7	6 859	1 574	366	72
733	Mailing, reproduction, commercial art and photography, and stenographic services .....	142	52 549	14 383	3 262	686
7331	Direct mail advertising services .....	20	22 614	6 468	1 459	283
7331 pt.	Mailing list compilers, brokers, and managers .....	7	8 351	3 404	784	104
7334	Direct mail advertising services, except mailing list services .....	13	14 263	3 064	675	179
7334 pt.	Photocopying and duplicating services .....	22	7 392	2 029	449	130
7334 pt.	Blueprinting and photocopying services .....	22	7 392	2 029	449	130
7334 pt.	Duplicating services, except printing and photocopying .....	—	—	—	—	—
7335, 6	Commercial photography, art, and graphics .....	72	18 766	5 097	1 160	214
7335	Commercial photography .....	19	4 587	1 047	239	43
7336	Commercial art and graphic design .....	53	14 179	4 050	921	171
7336 pt.	Commercial art .....	5	506	93	16	5
7336 pt.	Graphic arts and related design .....	48	13 673	3 957	905	166
7338	Secretarial and court reporting services .....	28	3 777	789	194	59
734	Services to dwellings and other buildings .....	296	56 742	25 260	5 473	2 354
7342	Disinfecting and pest control services .....	16	4 949	1 993	343	74
7349	Building cleaning and maintenance services, n.e.c. .....	280	51 793	23 267	5 130	2 280
735	Miscellaneous equipment rental and leasing .....	124	61 248	15 563	3 244	662
7352	Medical equipment rental and leasing .....	19	11 977	2 672	580	105
7353	Heavy construction equipment rental and leasing .....	34	18 432	4 331	818	157
7353 pt.	Rental and leasing of heavy construction equipment without operators .....	15	5 061	1 142	220	47
7353 pt.	Rental and leasing of heavy construction equipment with operators .....	19	13 371	3 189	598	110
7359	Equipment rental and leasing, n.e.c. .....	71	30 839	8 560	1 846	400
7359 pt.	Equipment rental .....	61	27 628	7 342	1 580	334
7359 pt.	Rent-to-own .....	5	3 552	679	152	33
7359 pt.	Equipment rental, except rent-to-own .....	56	24 076	6 663	1 428	301
7359 pt.	Equipment leasing, except finance leasing .....	10	3 211	1 218	266	66

**Table 1a. Summary Statistics for Firms Subject to Federal Income Tax for the State: 1992—Con.**

[Includes only establishments with payroll. For meaning of abbreviations and symbols, see introductory text. For explanation of terms and comparability of 1987 and 1992 censuses, see appendix A]

SIC code	Kind of business or operation	Establishments (number)	Receipts (\$1,000)	Annual payroll (\$1,000)	First-quarter payroll (\$1,000)	Paid employees for pay period including March 12 (number)
<b>73</b>	<b>Business services—Con.</b>					
736	Personnel supply services -----	161	288 226	204 249	40 847	13 187
7361	Employment agencies -----	64	34 353	21 443	3 740	657
7363	Help supply services -----	97	253 873	182 806	37 107	12 530
7363 pt.	Temporary help supply -----	83	118 292	82 468	16 415	7 153
7363 pt.	Help supply, except temporary -----	14	135 581	100 338	20 692	5 377
7363 pt.	Employee leasing -----	11	134 145	99 236	20 485	5 294
7363 pt.	Other help supply services -----	3	1 436	1 102	207	83
737	Computer programming, data processing, and other computer related services -----	465	449 417	156 292	34 270	3 719
7371, 2, 3	Computer programming, prepackaged software, and integrated systems -----	308	260 990	107 928	23 422	2 300
7371	Computer programming services -----	196	122 178	56 513	12 722	1 176
7372	Prepackaged software -----	72	89 918	37 052	7 344	768
7373	Computer integrated systems -----	40	48 894	14 363	3 356	356
7374, 5, 6	Data processing services -----	49	127 006	25 077	5 905	870
7374, 5	Computer processing, information retrieval -----	44	114 745	20 011	4 686	710
7374	Computer processing and data preparation and processing services -----	37	(D)	(D)	(D)	FF
7375	Information retrieval services -----	7	(D)	(D)	(D)	BB
7376	Computer facilities management services -----	5	12 261	5 066	1 219	160
7377, 8, 9	Computer rental and leasing, maintenance, and related services, n.e.c. -----	108	61 421	23 287	4 943	549
7377	Computer rental and leasing -----	3	(D)	(D)	(D)	AA
7378	Computer maintenance and repair -----	32	37 608	12 770	2 735	311
7379	Computer related services, n.e.c. -----	73	(D)	(D)	(D)	CC
7379 pt.	Computer consultants -----	61	19 605	9 332	1 991	202
7379 pt.	Miscellaneous computer services, n.e.c. -----	12	(D)	(D)	(D)	BB
738	Miscellaneous business services -----	314	123 632	45 572	9 771	2 437
7381, 2	Detective agencies and protective services -----	57	29 247	15 315	3 535	880
7381	Detective, guard, and armored car services -----	39	18 241	11 732	2 729	754
7381 pt.	Detective agencies and guard services -----	37	(D)	(D)	(D)	FF
7381 pt.	Armored car services -----	2	(D)	(D)	(D)	CC
7382	Security systems services -----	18	11 006	3 583	806	126
7383	News syndicates -----	5	2 335	793	211	25
7384	Photofinishing laboratories* -----	43	11 533	3 671	881	229
7384 pt.	Photofinishing laboratories, except "one-hour" (mini) labs* -----	23	7 821	2 710	663	165
7384 pt.	One-hour (mini) photofinishing* -----	20	3 712	961	218	64
7389	Business services, n.e.c. -----	209	80 517	25 793	5 144	1 303
7389 pt.	Sign painting shops -----	10	1 603	520	118	23
7389 pt.	Interior designing -----	19	4 502	842	191	45
7389 pt.	Telephone answering services -----	21	6 715	2 712	519	185
7389 pt.	Other business services -----	159	67 697	21 719	4 316	1 050
7389 pt.	Water softening and conditioning services -----	4	813	272	53	12
7389 pt.	Packaging and labeling services -----	5	1 195	443	96	37
7389 pt.	Trading stamp services -----	—	—	—	—	—
7389 pt.	Miscellaneous business services -----	150	65 689	21 004	4 167	1 001
7389 pt.	Convention and trade show services -----	7	2 256	741	122	13
7389 pt.	Private mail centers -----	9	1 695	109	14	8
7389 pt.	Miscellaneous business services, n.e.c. -----	134	61 738	20 154	4 031	980
<b>75</b>	<b>Automotive repair, services, and parking -----</b>	<b>766</b>	<b>378 713</b>	<b>72 963</b>	<b>17 442</b>	<b>3 695</b>
751	Automotive rental and leasing, without drivers -----	56	158 568	20 717	4 957	948
7513	Truck rental and leasing, without drivers -----	24	(D)	(D)	(D)	FF
7513 pt.	Truck rental, without drivers -----	17	(D)	(D)	(D)	EE
7513 pt.	Truck leasing, except finance leasing -----	7	(D)	(D)	(D)	CC
7514, 5	Passenger car rental and leasing -----	31	85 458	7 489	1 926	405
7514	Passenger car rental -----	27	(D)	(D)	(D)	CC
7515	Passenger car leasing -----	4	(D)	(D)	(D)	EE
7519	Utility trailer and recreational vehicle rental -----	1	(D)	(D)	(D)	AA
752	Automobile parking -----	8	(D)	(D)	(D)	BB
7521 pt.	Parking lots -----	3	(D)	(D)	(D)	BB
7521 pt.	Parking structures -----	5	(D)	(D)	(D)	BB
753	Automotive repair shops -----	612	194 471	46 184	10 990	2 292
7532	Top, body, and upholstery repair shops and paint shops -----	172	52 409	15 083	3 715	785
7532 pt.	Top and body repair shops -----	166	51 762	14 987	3 713	784
7532 pt.	Paint shops -----	6	647	96	2	1
7538	General automotive repair shops -----	351	101 867	21 985	5 248	1 124
7538 pt.	General automotive repair shops, except diesel -----	320	85 447	17 575	4 210	921
7538 pt.	Diesel repair shops -----	31	16 420	4 410	1 038	203
7533, 4, 6, 7, 9	Other automotive repair shops -----	89	40 195	9 116	2 027	383
7533	Automotive exhaust system repair shops -----	15	7 093	1 878	433	93
7534	Tire retreading and repair shops -----	4	2 963	551	112	21
7536	Automotive glass replacement shops -----	11	2 716	585	123	27
7537	Automotive transmission repair shops -----	21	6 948	2 026	450	81
7539	Automotive repair shops, n.e.c. -----	38	20 475	4 076	909	161
7539 pt.	Radiator repair -----	8	1 975	299	71	17
7539 pt.	Brake, front end, and wheel alignment -----	14	14 493	3 000	670	102
7539 pt.	Automotive electrical and fuel system services -----	12	3 436	674	149	32
7539 pt.	Carburetor repair shops -----	4	815	159	41	8
7539 pt.	Automotive electrical repair shops -----	8	2 621	515	108	24
7539 pt.	Other automotive repair shops, n.e.c. -----	4	571	103	19	10
754	Automotive services, except repair -----	90	(D)	(D)	(D)	EE
7542	Carwashes -----	44	(D)	(D)	(D)	CC
7549	Automotive services, except repair and carwashes -----	46	14 583	3 014	672	190
7549 pt.	Lubrication shops -----	20	7 281	1 949	448	131
7549 pt.	Other automotive services -----	26	7 302	1 065	224	59
7549 pt.	Towing services -----	17	5 635	683	167	41
7549 pt.	Other automotive services, n.e.c. -----	9	1 667	382	57	18

**Table 1a. Summary Statistics for Firms Subject to Federal Income Tax for the State: 1992—Con.**

[Includes only establishments with payroll. For meaning of abbreviations and symbols, see introductory text. For explanation of terms and comparability of 1987 and 1992 censuses, see appendix A]

SIC code	Kind of business or operation	Establishments (number)	Receipts (\$1,000)	Annual payroll (\$1,000)	First-quarter payroll (\$1,000)	Paid employees for pay period including March 12 (number)
<b>76</b>	<b>Miscellaneous repair services -----</b>	<b>344</b>	<b>108 471</b>	<b>35 838</b>	<b>8 347</b>	<b>1 580</b>
762	Electrical repair shops -----	104	37 731	13 904	3 177	618
7622	Radio and television repair shops -----	34	6 776	2 074	488	121
7623, 9	Other electrical and electronic repair shops -----	70	30 955	11 830	2 689	497
7623	Refrigeration and air-conditioning service and repair shops -----	8	1 910	664	168	24
7629	Electrical and electronic repair shops, n.e.c. -----	62	29 045	11 166	2 521	473
763	Watch, clock, and jewelry repair -----	5	622	205	42	9
764	Reupholstery and furniture repair -----	24	3 523	1 119	262	63
769	Miscellaneous repair and related services -----	211	66 595	20 610	4 866	890
7692	Welding repair -----	23	2 925	678	150	43
7694	Armature rewinding shops -----	11	7 321	2 232	498	90
7699	Repair shops and related services, n.e.c. -----	177	56 349	17 700	4 218	757
7699 pt.	Farm machinery and equipment repair -----	3	(D)	(D)	(D)	AA
7699 pt.	Lawnmower and other small gasoline engine repair -----	21	4 997	1 326	272	68
7699 pt.	Sewer and septic tank cleaning services -----	19	4 037	1 163	216	62
7699 pt.	Other repair and related services, n.e.c. -----	134	(D)	(D)	(D)	FF
<b>78, 79, 84</b>	<b>Amusement and recreation services, including motion pictures and museums -----</b>	<b>684</b>	<b>287 736</b>	<b>84 268</b>	<b>18 122</b>	<b>6 709</b>
781, 2	Motion picture production, distribution, and services -----	23	10 709	3 943	1 068	90
7812 pt.	Motion picture production, except for television -----	12	5 746	2 731	723	46
7812 pt.	Motion picture and tape production for television -----	5	2 988	762	205	26
7819	Services allied to motion picture production -----	3	(D)	(D)	(D)	AA
7822 pt.	Motion picture film and tape distributors -----	2	(D)	(D)	(D)	AA
7822 pt.	Motion picture film exchanges -----	1	(D)	(D)	(D)	AA
7822 pt.	Video tape wholesalers -----	1	(D)	(D)	(D)	AA
7822 pt.	Film and tape distribution for television -----	—	—	—	—	—
7829	Services allied to motion picture distribution -----	1	(D)	(D)	(D)	AA
783	Motion picture theaters -----	33	20 826	3 544	766	452
7832	Motion picture theaters, except drive-in -----	29	20 320	3 463	757	444
7833	Drive-in motion picture theaters -----	4	506	81	9	8
784	Video tape rental -----	192	28 954	6 165	1 387	760
792	Theatrical producers (except motion picture), bands, orchestras, and entertainers -----	27	6 348	1 235	215	89
7922	Theatrical producers (except motion picture) and miscellaneous theatrical services -----	18	4 083	787	133	59
7922 pt.	Producers of live theatrical productions -----	5	1 830	425	67	42
7922 pt.	Producers of radio and television shows, except tape producers -----	—	—	—	—	—
7922 pt.	Artists' and entertainers' managers or agents, concert bureaus, booking agents -----	8	1 120	232	39	9
7922 pt.	Other theatrical services -----	5	1 133	130	27	8
7929	Bands, orchestras, actors, and other entertainers and entertainment groups -----	9	2 265	448	82	30
7929 pt.	Dance groups and artists -----	1	(D)	(D)	(D)	AA
7929 pt.	Symphony orchestras, opera companies, and chamber music organizations -----	1	(D)	(D)	(D)	AA
7929 pt.	Other music and entertainment presentations -----	7	(D)	(D)	(D)	AA
7929 pt.	Other music groups and artists -----	2	(D)	(D)	(D)	AA
7929 pt.	Other entertainers and entertainment groups -----	5	(D)	(D)	(D)	AA
793	Bowling centers -----	30	12 693	3 989	884	301
79 ex. 792, 3, 84	Commercial sports and other amusement and recreation services, including museums -----	379	208 206	65 392	13 802	5 017
794	Commercial sports -----	27	42 095	12 358	2 550	642
7941	Professional sports clubs, managers, promoters -----	2	(D)	(D)	(D)	AA
7941 pt.	Baseball clubs -----	—	—	—	—	—
7941 pt.	Football clubs -----	—	—	—	—	—
7941 pt.	Other professional sports clubs -----	—	—	—	—	—
7941 pt.	Managers and promoters -----	2	(D)	(D)	(D)	AA
7948	Racing, including track operation -----	25	(D)	(D)	(D)	FF
7948 pt.	Auto racetrack operation -----	6	4 583	600	36	10
7948 pt.	Horse racetrack operation -----	1	(D)	(D)	(D)	CC
7948 pt.	Dog racetrack operation -----	3	(D)	(D)	(D)	EE
7948 pt.	Racing stables and racing, n.e.c. -----	15	(D)	(D)	(D)	BB
79 ex. 792, 3, 4, 84	Other amusement and recreation services, including museums -----	352	166 111	53 034	11 252	4 375
791	Dance studios, schools, and halls -----	24	2 435	623	149	102
7911	Physical fitness facilities -----	51	12 012	3 860	981	731
7911 pt.	Physical fitness centers, except gymnasiums and athletic clubs -----	38	6 778	2 170	488	428
7911 pt.	Gymnasiums and athletic clubs -----	13	5 234	1 690	493	303
7912	Public golf courses -----	23	14 441	4 958	705	184
7913	Coin-operated amusement devices -----	32	19 668	5 266	967	304
7916	Amusement parks -----	15	26 362	10 217	694	122
7917	Membership sports and recreation clubs -----	51	27 816	9 107	1 818	662
7919, 84	Amusement and recreation services, including museums, n.e.c. -----	156	63 377	19 003	5 938	2 270
7919 pt.	Concession operators of amusement devices and rides -----	7	1 801	405	34	13
7919 pt.	Carnivals, circuses, and fairs -----	4	1 976	189	16	7
7919 pt.	Carnivals and circuses -----	4	1 976	189	16	7
7919 pt.	Fairs -----	—	—	—	—	—
7919 pt., 84	Other recreation and amusements, including museums -----	145	59 600	18 409	5 888	2 250
84	Museums, art galleries, and botanical and zoological gardens -----	7	(D)	(D)	(D)	AA
841	Museums and art galleries -----	5	(D)	(D)	(D)	AA
842	Arboreta and botanical or zoological gardens -----	2	(D)	(D)	(D)	AA
7999 pt.	Roller skating rinks -----	4	789	219	62	37
7999 pt.	Ice skating rinks -----	1	(D)	(D)	(D)	AA
7999 pt.	Other amusement and recreation services, n.e.c. -----	133	58 047	17 980	5 795	2 201

**Table 1a. Summary Statistics for Firms Subject to Federal Income Tax for the State: 1992—Con.**

[Includes only establishments with payroll. For meaning of abbreviations and symbols, see introductory text. For explanation of terms and comparability of 1987 and 1992 censuses, see appendix A]

SIC code	Kind of business or operation	Establishments (number)	Receipts (\$1,000)	Annual payroll (\$1,000)	First-quarter payroll (\$1,000)	Paid employees for pay period including March 12 (number)
<b>80</b>	<b>Health services</b> .....	<b>1 838</b>	<b>1 187 690</b>	<b>542 617</b>	<b>122 076</b>	<b>19 204</b>
801	Offices and clinics of doctors of medicine .....	754	495 024	269 425	57 443	5 405
8011 pt.	Offices of doctors of medicine .....	724	424 199	218 248	45 233	4 847
8011 pt.	General medical clinics .....	30	70 825	51 177	12 210	558
802	Offices and clinics of dentists .....	514	167 595	61 188	13 664	2 667
8021 pt.	Offices of dentists .....	514	167 595	61 188	13 664	2 667
8021 pt.	Dental clinics .....	—	—	—	—	—
803	Offices and clinics of doctors of osteopathy .....	9	2 867	1 340	302	34
8031 pt.	Offices of osteopathic physicians .....	9	2 867	1 340	302	34
8031 pt.	Osteopathic clinics .....	—	—	—	—	—
804	Offices and clinics of other health practitioners .....	334	83 594	27 674	6 020	1 213
8041	Offices and clinics of chiropractors .....	108	21 688	5 836	1 303	321
8042	Offices and clinics of optometrists .....	74	20 073	4 834	1 116	272
8043	Offices and clinics of podiatrists .....	24	5 180	1 857	417	69
8049	Offices and clinics of health practitioners, n.e.c. ....	128	36 653	15 147	3 184	551
805	Nursing and personal care facilities .....	63	175 159	80 446	19 302	5 024
8051	Skilled nursing care facilities .....	23	88 771	41 338	9 942	2 357
8052	Intermediate care facilities .....	30	(D)	(D)	(D)	GG
8059	Nursing and personal care facilities, n.e.c. ....	10	(D)	(D)	(D)	EE
806	Hospitals .....	12	170 668	67 084	17 268	3 037
8062	General medical and surgical hospitals .....	2	(D)	(D)	(D)	GG
8063, 9	Specialty hospitals .....	10	(D)	(D)	(D)	GG
8063	Psychiatric hospitals .....	4	48 500	19 501	4 666	845
8069	Specialty hospitals, except psychiatric .....	6	(D)	(D)	(D)	FF
807, 8, 9	Other health services .....	152	92 783	35 460	8 077	1 824
807	Medical and dental laboratories .....	72	45 748	16 820	3 976	741
8071	Medical laboratories .....	39	37 127	13 333	3 137	574
8072	Dental laboratories .....	33	8 621	3 487	839	167
808	Home health care services .....	36	21 453	10 581	2 353	739
809	Miscellaneous health and allied services, n.e.c. ....	44	25 582	8 059	1 748	344
8092	Kidney dialysis centers .....	4	(D)	(D)	(D)	BB
8093	Specialty outpatient facilities, n.e.c. ....	28	17 009	5 570	1 238	249
8099	Health and allied services, n.e.c. ....	12	(D)	(D)	(D)	BB
<b>81</b>	<b>Legal services</b> .....	<b>676</b>	<b>328 049</b>	<b>156 029</b>	<b>32 332</b>	<b>4 335</b>
<b>823, 4, 9</b>	<b>Selected educational services</b> .....	<b>82</b>	<b>29 057</b>	<b>9 013</b>	<b>2 291</b>	<b>471</b>
823	Libraries .....	3	(D)	(D)	(D)	AA
824	Vocational schools .....	21	10 593	5 443	1 461	245
8243	Data processing schools .....	6	1 107	385	99	21
8244	Business and secretarial schools .....	2	(D)	(D)	(D)	AA
8249	Vocational schools, n.e.c. ....	13	(D)	(D)	(D)	CC
829	Schools and educational services, n.e.c. ....	58	(D)	(D)	(D)	CC
<b>83</b>	<b>Social services</b> .....	<b>412</b>	<b>74 349</b>	<b>33 968</b>	<b>8 205</b>	<b>3 051</b>
835	Child day care services .....	286	32 699	16 536	4 114	1 775
832, 3, 6, 9	Other social services .....	126	41 650	17 432	4 091	1 276
832	Individual and family social services .....	41	14 512	6 914	1 582	452
833	Job training and vocational rehabilitation services .....	18	7 341	3 728	934	289
836	Residential care .....	60	15 449	6 095	1 402	503
839	Social services, n.e.c. ....	7	4 348	695	173	32
<b>87 ex. 8733</b>	<b>Engineering, accounting, research, management, and related services (except noncommercial research organizations)</b> .....	<b>1 263</b>	<b>609 865</b>	<b>263 927</b>	<b>58 072</b>	<b>7 894</b>
871	Engineering, architectural, and surveying services .....	412	221 139	94 857	20 798	2 811
8711	Engineering services .....	264	188 367	82 027	17 948	2 300
8712	Architectural services .....	65	21 814	7 855	1 718	252
8713	Surveying services .....	83	10 958	4 975	1 132	259
872	Accounting, auditing, and bookkeeping services .....	382	100 218	41 398	9 358	1 640
873 ex. 8733	Research, development, and testing services (except noncommercial research organizations) .....	78	54 807	24 423	5 348	697
8731	Commercial physical and biological research .....	28	21 947	10 213	1 950	200
8731 pt.	Commercial physical research .....	21	17 116	8 289	1 604	156
8731 pt.	Commercial medical and biological research .....	7	4 831	1 924	346	44
8732	Commercial economic, sociological, and educational research .....	21	7 587	2 711	651	109
8734	Testing laboratories .....	29	25 273	11 499	2 747	388
874	Management and public relations services .....	391	233 701	103 249	22 568	2 746
8741	Management services .....	108	95 107	45 664	9 390	1 196
8742	Management consulting services .....	194	109 847	46 716	11 010	1 090
8743	Public relations services .....	20	6 294	1 971	468	64
8744	Facilities support management services .....	3	3 124	983	253	48
8748	Business consulting services, n.e.c. ....	66	19 329	7 915	1 447	348
<b>89</b>	<b>Services, n.e.c.</b> .....	<b>65</b>	<b>37 327</b>	<b>17 448</b>	<b>3 481</b>	<b>401</b>
8999 pt.	Scientific and related consulting services, except environmental .....	19	6 228	3 504	445	31
8999 pt.	Other services .....	46	31 099	13 944	3 036	370
8999 pt.	Environmental consulting .....	32	28 130	13 083	2 797	350
8999 pt.	Authors, composers, and other arts-related services .....	7	821	294	171	8
8999 pt.	Other services, n.e.c. ....	7	2 148	567	68	12

**Table 1b. Summary Statistics for Firms Exempt From Federal Income Tax for the State: 1992**

[Includes only establishments with payroll. For meaning of abbreviations and symbols, see introductory text. For explanation of terms and comparability of 1987 and 1992 censuses, see appendix A]

SIC code	Kind of business or operation	Establishments (number)	Revenue (\$1,000)	Annual payroll (\$1,000)	First-quarter payroll (\$1,000)	Paid employees for pay period including March 12 (number)
	<b>Total</b> .....	<b>1 389</b>	<b>1 932 628</b>	<b>767 443</b>	<b>181 062</b>	<b>36 330</b>
<b>7032, 704</b>	<b>Camps and membership lodging</b> .....	<b>40</b>	<b>11 594</b>	<b>3 744</b>	<b>471</b>	<b>434</b>
7032	Sporting and recreational camps .....	33	10 463	3 566	422	411
704	Organization hotels and lodging houses, on membership basis .....	7	1 131	178	49	23
<b>792, 7991 pt., 7997, 7999 pt., 84</b>	<b>Selected amusement, recreation, and related services</b> .....	<b>99</b>	<b>30 996</b>	<b>12 000</b>	<b>2 138</b>	<b>994</b>
792	Theatrical producers (except motion picture), bands, orchestras, and entertainers .....	26	7 359	2 004	322	215
7922	Theatrical producers (except motion picture) and miscellaneous theatrical services .....	20	5 709	1 453	222	192
7922 pt.	Producers of live theatrical productions .....	13	(D)	(D)	(D)	CC
7922 pt.	Producers of radio and television shows, except tape .....	—	—	—	—	—
7922 pt.	Artists' and entertainers' managers or agents, concert bureaus, booking agents .....	1	(D)	(D)	(D)	AA
7922 pt.	Other theatrical services .....	6	3 407	509	130	45
7929	Bands, orchestras, actors, and other entertainers and entertainment groups .....	6	1 650	551	100	23
7929 pt.	Dance groups and artists .....	1	(D)	(D)	(D)	AA
7929 pt.	Symphony orchestras, opera companies, and chamber music organizations .....	4	(D)	(D)	(D)	AA
7929 pt.	Other music groups and artists .....	—	—	—	—	—
7929 pt.	Other entertainers and entertainment groups .....	1	(D)	(D)	(D)	AA
7991 pt., 7997	Gymnasiums, athletic clubs, and membership sports and recreation clubs .....	32	13 119	5 591	1 029	297
7991 pt.	Gymnasiums and athletic clubs .....	—	—	—	—	—
7997	Membership sports and recreation clubs .....	32	13 119	5 591	1 029	297
7999 pt.	Fairs .....	7	3 723	671	50	246
84	Museums, art galleries, and botanical and zoological gardens .....	34	6 795	3 734	737	236
841	Museums and art galleries .....	32	(D)	(D)	(D)	CC
842	Arboreta and botanical or zoological gardens .....	2	(D)	(D)	(D)	AA
<b>8011 pt.; 8021 pt.; 805, 6, 8, 9</b>	<b>Selected health services</b> .....	<b>175</b>	<b>1 454 405</b>	<b>589 445</b>	<b>140 433</b>	<b>24 020</b>
8011 pt., 8021 pt.	Clinics of doctors of medicine and dentists .....	15	(D)	(D)	(D)	GG
8011 pt.	General medical clinics .....	15	(D)	(D)	(D)	GG
8021 pt.	Dental clinics .....	—	—	—	—	—
805	Nursing and personal care facilities .....	21	(D)	(D)	(D)	GG
8051	Skilled nursing care facilities .....	4	(D)	(D)	(D)	EE
8052	Intermediate care facilities .....	14	(D)	(D)	(D)	GG
8059	Nursing and personal care facilities, n.e.c. ....	3	(D)	(D)	(D)	BB
806	Hospitals .....	29	1 080 201	471 640	112 496	17 747
8062	General medical and surgical hospitals .....	26	(D)	(D)	(D)	JJ
8062 pt.	General medical and surgical hospitals, nongovernment .....	25	981 655	411 577	98 087	15 494
8062 pt.	General medical and surgical hospitals, government .....	1	(D)	(D)	(D)	FF
8063, 9	Specialty hospitals .....	3	(D)	(D)	(D)	GG
8063	Psychiatric hospitals .....	1	(D)	(D)	(D)	GG
8063 pt.	Psychiatric hospitals, nongovernment .....	—	—	—	—	—
8063 pt.	Psychiatric hospitals, government .....	1	(D)	(D)	(D)	GG
8069	Specialty hospitals, except psychiatric .....	2	(D)	(D)	(D)	FF
8069 pt.	Specialty hospitals, except psychiatric; nongovernment .....	2	(D)	(D)	(D)	FF
8069 pt.	Specialty hospitals, except psychiatric; government .....	—	—	—	—	—
808, 9	Other health services .....	110	117 406	59 057	13 809	3 272
808	Home health care services .....	43	40 363	24 390	5 516	1 739
809	Miscellaneous health and allied services, n.e.c. ....	67	77 043	34 667	8 293	1 533
8092	Kidney dialysis centers .....	—	—	—	—	—
8093	Specialty outpatient facilities, n.e.c. ....	53	59 883	27 241	6 496	1 179
8099	Health and allied services, n.e.c. ....	14	17 160	7 426	1 797	354
<b>8111 pt.</b>	<b>Legal aid societies and similar legal services</b> .....	<b>14</b>	<b>(D)</b>	<b>(D)</b>	<b>(D)</b>	<b>CC</b>
<b>823, 4, 9</b>	<b>Selected educational services</b> .....	<b>42</b>	<b>(D)</b>	<b>(D)</b>	<b>(D)</b>	<b>EE</b>
823	Libraries .....	23	1 853	760	184	76
824	Vocational schools .....	1	(D)	(D)	(D)	AA
8243	Data processing schools .....	—	—	—	—	—
8244	Business and secretarial schools .....	—	—	—	—	—
8249	Vocational schools, n.e.c. ....	1	(D)	(D)	(D)	AA
829	Schools and educational services, n.e.c. ....	18	(D)	(D)	(D)	CC
<b>83</b>	<b>Social services</b> .....	<b>571</b>	<b>284 810</b>	<b>113 503</b>	<b>26 408</b>	<b>7 431</b>
835	Child day care services .....	115	18 942	11 210	2 775	1 077
832, 3, 6, 9	Other social services .....	456	265 868	102 293	23 633	6 354
832	Individual and family social services .....	198	85 948	33 560	8 026	2 226
833	Job training and vocational rehabilitation services .....	52	33 190	15 155	2 989	898
836	Residential care .....	120	69 788	32 942	7 757	1 966
839	Social services, n.e.c. ....	86	76 942	20 636	4 861	1 264
<b>861, 2, 4, 9</b>	<b>Selected membership organizations</b> .....	<b>429</b>	<b>122 257</b>	<b>34 693</b>	<b>8 266</b>	<b>2 676</b>
861	Business associations .....	83	24 218	7 488	1 738	289
864	Civic, social, and fraternal associations .....	275	65 471	17 199	4 069	1 866
862, 9	Other membership organizations .....	71	32 568	10 006	2 459	521
862	Professional membership organizations .....	24	11 881	3 967	1 029	150
869	Membership organizations, n.e.c. ....	47	20 687	6 039	1 430	371

**Table 1b. Summary Statistics for Firms Exempt From Federal Income Tax for the State: 1992—Con.**

[Includes only establishments with payroll. For meaning of abbreviations and symbols, see introductory text. For explanation of terms and comparability of 1987 and 1992 censuses, see appendix A]

SIC code	Kind of business or operation	Establishments (number)	Revenue (\$1,000)	Annual payroll (\$1,000)	First-quarter payroll (\$1,000)	Paid employees for pay period including March 12 (number)
<b>873, 4 ex. 8744</b>	<b>Research, testing, and consulting services, except facilities support management services</b> .....	<b>19</b>	<b>12 287</b>	<b>6 210</b>	<b>1 393</b>	<b>335</b>
873	Research, development, and testing services .....	13	(D)	(D)	(D)	BB
8731	Commercial physical and biological research .....	2	(D)	(D)	(D)	AA
8732	Commercial economic, sociological, and educational research .....	2	(D)	(D)	(D)	AA
8733	Noncommercial research organizations .....	9	1 080	507	126	23
8734	Testing laboratories .....	—	—	—	—	—
874 ex. 8744	Management and public relations services, except facilities support management services .....	6	(D)	(D)	(D)	EE
8741	Management services .....	2	(D)	(D)	(D)	BB
8742	Management consulting services .....	1	(D)	(D)	(D)	CC
8743	Public relations services .....	—	—	—	—	—
8748	Business consulting services, n.e.c. ....	3	(D)	(D)	(D)	AA

**Table 2a. Selected Ratios for Firms Subject to Federal Income Tax for the State: 1992**

[Includes only establishments with payroll. For meaning of abbreviations and symbols, see introductory text. For explanation of terms and comparability of 1987 and 1992 censuses, see appendix A]

SIC code	Kind of business or operation	Receipts		Annual payroll per employee <sup>1</sup> (dollars)	Employees per establishment <sup>1</sup> (number)
		Per establishment (dollars)	Per employee <sup>1</sup> (dollars)		
	<b>Total</b> .....	<b>499 053</b>	<b>55 619</b>	<b>22 192</b>	<b>9</b>
<b>70 ex. 704</b>	<b>Hotels, rooming houses, camps, and other lodging places (except membership lodging)</b> .....	<b>569 579</b>	<b>45 759</b>	<b>12 353</b>	<b>12</b>
7011	Hotels and motels .....	647 513	43 010	11 842	15
7011 pt.	Hotels .....	1 137 872	41 360	11 825	28
7011 pt.	Hotels, 25 guestrooms or more .....	1 871 626	41 912	12 150	45
7011 pt.	Hotels, less than 25 guestrooms .....	142 781	33 514	7 212	4
7011 pt.	Motels, motor hotels, and tourist courts .....	277 592	49 063	11 902	6
7011 pt.	Motels, tourist courts .....	250 842	49 389	11 565	5
7011 pt.	Motor hotels .....	411 342	48 095	12 905	9
702, 3	Other lodging places .....	266 922	115 033	25 230	2
702	Rooming and boarding houses .....	277 143	36 604	9 623	8
703	Camps and recreational vehicle parks .....	266 177	137 382	29 677	2
<b>72</b>	<b>Personal services</b> .....	<b>202 195</b>	<b>35 128</b>	<b>12 282</b>	<b>6</b>
721	Laundry, cleaning, and garment services .....	379 700	42 376	14 710	9
7211	Power laundries, family and commercial* .....	(D)	(D)	(D)	(D)
7213	Linen supply* .....	1 850 429	50 996	18 358	36
7215	Coin-operated laundries and drycleaning .....	114 961	33 347	7 324	3
7216	Drycleaning plants, except rug cleaning* .....	243 319	28 120	11 417	9
7217	Carpet and upholstery cleaning .....	137 919	35 685	12 315	4
7218	Industrial laundriers* .....	3 045 556	72 132	22 205	42
7212, 9	Other laundry, cleaning, and garment services* .....	(D)	(D)	(D)	(D)
7212	Garment pressing, and agents for laundries and drycleaners .....	158 000	49 375	12 563	3
7219	Laundry and garment services, n.e.c.* .....	(D)	(D)	(D)	(D)
722	Photographic studios, portrait .....	259 267	55 557	12 854	5
723, 4	Beauty and barber shops .....	110 889	25 779	10 748	4
723	Beauty shops .....	111 864	25 605	10 701	4
724	Barber shops .....	81 824	35 667	13 436	2
725	Shoe repair shops and shoeshine parlors .....	118 667	62 824	13 294	2
726	Funeral service and crematories .....	359 014	98 941	26 201	4
729	Miscellaneous personal services .....	146 745	17 603	6 616	8
7291	Tax return preparation services .....	137 643	10 549	5 009	13
7299	Miscellaneous personal services, n.e.c. ....	152 368	28 079	9 003	5
<b>73</b>	<b>Business services</b> .....	<b>672 652</b>	<b>45 922</b>	<b>20 203</b>	<b>15</b>
731	Advertising .....	397 234	115 423	31 377	3
7311	Advertising agencies .....	409 222	126 377	35 142	3
7312	Outdoor advertising services .....	(D)	(D)	(D)	(D)
7313	Radio, television, publishers' advertising representatives .....	300 000	75 000	20 000	4
7319	Advertising, n.e.c. ....	(D)	(D)	(D)	(D)
732	Consumer credit reporting agencies, mercantile reporting agencies, and adjustment and collection agencies .....	663 200	77 116	25 209	9
7322	Adjustment and collection services .....	566 826	70 091	26 505	8
7323	Credit reporting services .....	979 857	95 264	21 861	10
733	Mailing, reproduction, commercial art and photography, and stenographic services .....	370 063	76 602	20 966	5
7331	Direct mail advertising services .....	1 130 700	79 908	22 855	14
7334	Photocopying and duplicating services .....	336 000	56 862	15 608	6
7335, 6	Commercial photography, art, and graphics .....	260 639	87 692	23 818	3
7335	Commercial photography .....	241 421	106 674	24 349	2
7336	Commercial art and graphic design .....	267 528	82 918	23 684	3
7338	Secretarial and court reporting services .....	134 893	64 017	13 373	2
734	Services to dwellings and other buildings .....	191 696	24 105	10 731	8
7342	Disinfecting and pest control services .....	309 313	66 878	26 932	5
7349	Building cleaning and maintenance services, n.e.c. ....	184 975	22 716	10 205	8

See footnotes at end of table.

Table 2a. **Selected Ratios for Firms Subject to Federal Income Tax for the State: 1992** — Con.

[Includes only establishments with payroll. For meaning of abbreviations and symbols, see introductory text. For explanation of terms and comparability of 1987 and 1992 censuses, see appendix A]

SIC code	Kind of business or operation	Receipts		Annual payroll per employee <sup>1</sup> (dollars)	Employees per establishment <sup>1</sup> (number)
		Per establishment (dollars)	Per employee <sup>1</sup> (dollars)		
<b>73</b>	<b>Business services—Con.</b>				
735	Miscellaneous equipment rental and leasing -----	493 935	92 520	23 509	5
7352	Medical equipment rental and leasing -----	630 368	114 067	25 448	6
7353	Heavy construction equipment rental and leasing -----	542 118	117 401	27 586	5
7359	Equipment rental and leasing, n.e.c. -----	434 352	77 098	21 400	6
736	Personnel supply services -----	1 790 224	21 857	15 489	82
7361	Employment agencies -----	536 766	52 288	32 638	10
7363	Help supply services -----	2 617 247	20 261	14 589	129
7363 pt.	Temporary help supply -----	1 425 205	16 537	11 529	86
7363 pt.	Help supply, except temporary -----	9 684 357	25 215	18 661	384
737	Computer programming, data processing, and other computer related services -----	966 488	120 844	42 025	8
7371, 2, 3	Computer programming, prepackaged software, and integrated systems -----	847 370	113 474	46 925	7
7371	Computer programming services -----	623 357	103 893	48 055	6
7372	Prepackaged software -----	1 248 861	117 081	48 245	11
7373	Computer integrated systems -----	1 222 350	137 343	40 346	9
7374, 5, 6	Data processing services -----	2 591 959	145 984	28 824	18
7374, 5	Computer processing, information retrieval -----	2 607 841	161 613	28 185	16
7376	Computer facilities management services -----	2 452 200	76 631	31 663	32
7377, 8, 9	Computer rental and leasing, maintenance, and related services, n.e.c. -----	568 713	111 878	42 417	5
7377	Computer rental and leasing -----	(D)	(D)	(D)	(D)
7378	Computer maintenance and repair -----	1 175 250	120 926	41 061	10
7379	Computer related services, n.e.c. -----	(D)	(D)	(D)	(D)
738	Miscellaneous business services -----	393 732	50 731	18 700	8
7381, 2	Detective agencies and protective services -----	513 105	33 235	17 403	15
7381	Detective, guard, and armored car services -----	467 718	24 192	15 560	19
7382	Security systems services -----	611 444	87 349	28 437	7
7383	News syndicates -----	467 000	93 400	31 720	5
7384	Photofinishing laboratories* -----	268 209	50 362	16 031	5
7389	Business services, n.e.c. -----	385 249	61 794	19 795	6
7389 pt.	Sign painting shops -----	160 300	69 696	22 609	2
7389 pt.	Interior designing -----	236 947	100 044	18 711	2
7389 pt.	Telephone answering services -----	319 762	36 297	14 659	9
7389 pt.	Other business services -----	425 767	64 473	20 685	7
<b>75</b>	<b>Automotive repair, services, and parking -----</b>	<b>494 403</b>	<b>102 493</b>	<b>19 746</b>	<b>5</b>
751	Automotive rental and leasing, without drivers -----	2 831 571	167 266	21 853	17
7513	Truck rental and leasing, without drivers -----	(D)	(D)	(D)	(D)
7514, 5	Passenger car rental and leasing -----	2 756 710	211 007	18 491	13
7514	Passenger car rental -----	(D)	(D)	(D)	(D)
7515	Passenger car leasing -----	(D)	(D)	(D)	(D)
7519	Utility trailer and recreational vehicle rental -----	(D)	(D)	(D)	(D)
752	Automobile parking -----	(D)	(D)	(D)	(D)
753	Automotive repair shops -----	317 763	84 848	20 150	4
7532	Top, body, and upholstery repair shops and paint shops -----	304 703	66 763	19 214	5
7532 pt.	Top and body repair shops -----	311 819	66 023	19 116	5
7532 pt.	Paint shops -----	107 833	647 000	96 000	—
7538	General automotive repair shops -----	290 219	90 629	19 560	3
7538 pt.	General automotive repair shops, except diesel -----	267 022	92 776	19 083	3
7538 pt.	Diesel repair shops -----	529 677	80 887	21 724	7
7533, 4, 6, 7, 9	Other automotive repair shops -----	451 629	104 948	23 802	4
7533	Automotive exhaust system repair shops -----	472 867	76 269	20 194	6
7534	Tire retreading and repair shops -----	740 750	141 095	26 238	5
7536	Automotive glass replacement shops -----	246 909	100 593	21 667	2
7537	Automotive transmission repair shops -----	330 857	85 778	25 012	4
7539	Automotive repair shops, n.e.c. -----	538 816	127 174	25 317	4
7539 pt.	Radiator repair -----	246 875	116 176	17 588	2
7539 pt.	Brake, front end, and wheel alignment -----	1 035 214	142 088	29 412	7
7539 pt.	Automotive electrical and fuel system services -----	286 333	107 375	21 063	3
7539 pt.	Other automotive repair shops, n.e.c. -----	142 750	57 100	10 300	3
754	Automotive services, except repair -----	(D)	(D)	(D)	(D)
7542	Carwashes -----	(D)	(D)	(D)	(D)
7549	Automotive services, except repair and carwashes -----	317 022	76 753	15 863	4
<b>76</b>	<b>Miscellaneous repair services -----</b>	<b>315 323</b>	<b>68 653</b>	<b>22 682</b>	<b>5</b>
762	Electrical repair shops -----	362 798	61 053	22 498	6
7622	Radio and television repair shops -----	199 294	56 000	17 140	4
7623, 9	Other electrical and electronic repair shops -----	442 214	62 284	23 803	7
7623	Refrigeration and air-conditioning service and repair shops -----	238 750	79 583	27 667	3
7629	Electrical and electronic repair shops, n.e.c. -----	468 468	61 406	23 607	8
763	Watch, clock, and jewelry repair -----	124 400	69 111	22 778	2
764	Reupholstery and furniture repair -----	146 792	55 921	17 762	3
769	Miscellaneous repair and related services -----	315 616	74 826	23 157	4
7692	Welding repair -----	127 174	68 023	15 767	2
7694	Armature rewinding shops -----	665 545	81 344	24 800	8
7699	Repair shops and related services, n.e.c. -----	318 356	74 437	23 382	4
<b>78, 79, 84</b>	<b>Amusement and recreation services, including motion pictures and museums -----</b>	<b>420 667</b>	<b>42 888</b>	<b>12 560</b>	<b>10</b>
781, 2	Motion picture production, distribution, and services -----	465 609	118 989	43 811	4
783	Motion picture theaters -----	631 091	46 075	7 841	14
7832	Motion picture theaters, except drive-in -----	700 690	45 766	7 800	15
7833	Drive-in motion picture theaters -----	126 500	63 250	10 125	2
784	Video tape rental -----	150 802	38 097	8 112	4

See footnotes at end of table.

SERVICE INDUSTRIES—GEOGRAPHIC AREA SERIES

NEW HAMPSHIRE NH-13



Table 2a. **Selected Ratios for Firms Subject to Federal Income Tax for the State: 1992** —Con.

[Includes only establishments with payroll. For meaning of abbreviations and symbols, see introductory text. For explanation of terms and comparability of 1987 and 1992 censuses, see appendix A]

SIC code	Kind of business or operation	Receipts		Annual payroll per employee <sup>1</sup> (dollars)	Employees per establishment <sup>1</sup> (number)
		Per establishment (dollars)	Per employee <sup>1</sup> (dollars)		
<b>78, 79, 84</b>	<b>Amusement and recreation services, including motion pictures and museums—Con.</b>				
792	Theatrical producers (except motion picture), bands, orchestras, and entertainers -----	235 111	71 326	13 876	3
7922	Theatrical producers (except motion picture) and miscellaneous theatrical services -----	226 833	69 203	13 339	3
7929	Bands, orchestras, actors, and other entertainers and entertainment groups -----	251 667	75 500	14 933	3
793	Bowling centers -----	423 100	42 169	13 252	10
79 ex. 792, 3, 4	Commercial sports and other amusement and recreation services, including museums -----	549 356	41 500	13 034	13
794	Commercial sports -----	1 559 074	65 569	19 249	24
7941	Professional sports clubs, managers, promoters -----	(D)	(D)	(D)	(D)
7948	Racing, including track operation -----	(D)	(D)	(D)	(D)
79 ex. 792, 3, 4; 84	Other amusement and recreation services, including museums -----	471 906	37 968	12 122	12
791	Dance studios, schools, and halls -----	101 458	23 873	6 108	4
7991	Physical fitness facilities -----	235 529	16 432	5 280	14
7992	Public golf courses -----	627 870	78 484	26 946	8
7993	Coin-operated amusement devices -----	614 625	64 697	17 322	10
7996	Amusement parks -----	1 757 467	216 082	83 746	8
7997	Membership sports and recreation clubs -----	545 412	42 018	13 757	13
7999, 84	Amusement and recreation services, including museums, n.e.c. -----	406 263	27 919	8 371	15
7999 pt.	Concession operators of amusement devices and rides -----	257 286	138 538	31 154	2
7999 pt., 84	Carnivals, circuses, and fairs -----	494 000	282 286	27 000	2
	Other recreation and amusements, including museums -----	411 034	26 489	8 182	16
<b>80</b>	<b>Health services -----</b>	<b>646 186</b>	<b>61 846</b>	<b>28 255</b>	<b>10</b>
801	Offices and clinics of doctors of medicine -----	656 531	91 586	49 847	7
8011 pt.	Offices of doctors of medicine -----	585 910	87 518	45 027	7
8011 pt.	General medical clinics -----	2 360 833	126 927	91 715	19
802	Offices and clinics of dentists -----	326 060	62 840	22 943	5
803	Offices and clinics of doctors of osteopathy -----	318 556	84 324	39 412	4
804	Offices and clinics of other health practitioners -----	250 281	68 915	22 815	4
8041	Offices and clinics of chiropractors -----	200 815	67 564	18 181	3
8042	Offices and clinics of optometrists -----	271 257	73 798	17 772	4
8043	Offices and clinics of podiatrists -----	215 833	75 072	26 913	3
8049	Offices and clinics of health practitioners, n.e.c. -----	286 352	66 521	27 490	4
805	Nursing and personal care facilities -----	2 780 302	34 864	16 012	80
8051	Skilled nursing care facilities -----	3 859 609	37 663	17 538	102
8052	Intermediate care facilities -----	(D)	(D)	(D)	(D)
8059	Nursing and personal care facilities, n.e.c. -----	(D)	(D)	(D)	(D)
806	Hospitals -----	14 222 333	56 196	22 089	253
8062	General medical and surgical hospitals -----	(D)	(D)	(D)	(D)
8063, 9	Specialty hospitals -----	(D)	(D)	(D)	(D)
807, 8, 9	Other health services -----	610 414	50 868	19 441	12
807	Medical and dental laboratories -----	635 389	61 738	22 699	10
8071	Medical laboratories -----	951 974	64 681	23 228	15
8072	Dental laboratories -----	261 242	51 623	20 880	5
808	Home health care services -----	595 917	29 030	14 318	21
809	Miscellaneous health and allied services, n.e.c. -----	581 409	74 366	23 427	8
8092	Kidney dialysis centers -----	(D)	(D)	(D)	(D)
8093	Specialty outpatient facilities, n.e.c. -----	607 464	68 309	22 369	9
8099	Health and allied services, n.e.c. -----	(D)	(D)	(D)	(D)
<b>81</b>	<b>Legal services -----</b>	<b>485 280</b>	<b>75 675</b>	<b>35 993</b>	<b>6</b>
<b>823, 4, 9</b>	<b>Selected educational services -----</b>	<b>354 354</b>	<b>61 692</b>	<b>19 136</b>	<b>6</b>
823	Libraries -----	(D)	(D)	(D)	(D)
824	Vocational schools -----	504 429	43 237	22 216	12
829	Schools and educational services, n.e.c. -----	(D)	(D)	(D)	(D)
<b>83</b>	<b>Social services -----</b>	<b>180 459</b>	<b>24 369</b>	<b>11 133</b>	<b>7</b>
835	Child day care services -----	114 332	18 422	9 316	6
832, 3, 6, 9	Other social services -----	330 556	32 641	13 661	10
<b>87 ex. 8733</b>	<b>Engineering, accounting, research, management, and related services (except noncommercial research organizations) -----</b>	<b>482 870</b>	<b>77 257</b>	<b>33 434</b>	<b>6</b>
871	Engineering, architectural, and surveying services -----	536 745	78 669	33 745	7
8711	Engineering services -----	713 511	81 899	35 664	9
8712	Architectural services -----	335 600	86 563	31 171	4
8713	Surveying services -----	132 024	42 309	19 208	3
872	Accounting, auditing, and bookkeeping services -----	262 351	61 109	25 243	4
873 ex. 8733	Research, development, and testing services (except noncommercial research organizations) -----	702 654	78 633	35 040	9
8731	Commercial physical and biological research -----	783 821	109 735	51 065	7
8732	Commercial economic, sociological, and educational research -----	361 286	69 606	24 872	5
8734	Testing laboratories -----	871 483	65 137	29 637	13
874	Management and public relations services -----	597 701	85 106	37 600	7
8741	Management services -----	880 620	79 521	38 181	11
8742	Management consulting services -----	566 222	100 777	42 859	6
8743	Public relations services -----	314 700	98 344	30 797	3
8744	Facilities support management services -----	1 041 333	65 083	20 479	16
8748	Business consulting services, n.e.c. -----	292 864	55 543	22 744	5
<b>89</b>	<b>Services, n.e.c. -----</b>	<b>574 262</b>	<b>93 085</b>	<b>43 511</b>	<b>6</b>

<sup>1</sup>Based on number of employees for pay period including March 12.

**Table 2b. Selected Ratios for Firms Exempt From Federal Income Tax for the State: 1992**

[Includes only establishments with payroll. For meaning of abbreviations and symbols, see introductory text. For explanation of terms and comparability of 1987 and 1992 censuses, see appendix A]

SIC code	Kind of business or operation	Revenue		Expenses		Annual payroll per employee <sup>1</sup> (dollars)	Employees per establishment <sup>1</sup> (number)
		Per establishment (dollars)	Per employee <sup>1</sup> (dollars)	Per establishment (dollars)	Per employee <sup>1</sup> (dollars)		
	<b>Total</b> .....	<b>1 391 381</b>	<b>53 196</b>	<b>1 318 007</b>	<b>50 391</b>	<b>21 124</b>	<b>26</b>
<b>7032, 704</b>	<b>Camps and membership lodging</b> .....	<b>289 850</b>	<b>26 714</b>	<b>290 175</b>	<b>26 744</b>	<b>8 627</b>	<b>11</b>
<b>792, 7991 pt., 7997, 7999 pt., 84</b>	<b>Selected amusement, recreation, and related services</b> .....	<b>313 091</b>	<b>31 183</b>	<b>323 283</b>	<b>32 198</b>	<b>12 072</b>	<b>10</b>
<b>8011 pt.; 8021 pt.; 805, 6, 8, 9</b>	<b>Selected health services</b> .....	<b>8 310 886</b>	<b>60 550</b>	<b>7 841 286</b>	<b>57 128</b>	<b>24 540</b>	<b>137</b>
8011 pt., 8021 pt., 805	Clinics of doctors of medicine and dentists .....	(D)	(D)	(D)	(D)	(D)	(D)
	Nursing and personal care facilities .....	(D)	(D)	(D)	(D)	(D)	(D)
806	Hospitals .....	37 248 310	60 867	34 782 897	56 838	26 576	612
8062	General medical and surgical hospitals .....	(D)	(D)	(D)	(D)	(D)	(D)
8063, 9	Specialty hospitals .....	(D)	(D)	(D)	(D)	(D)	(D)
808, 9	Other health services .....	1 067 327	35 882	1 026 718	34 517	18 049	30
<b>8111 pt.</b>	<b>Legal aid societies and similar legal services</b> .....	<b>(D)</b>	<b>(D)</b>	<b>(D)</b>	<b>(D)</b>	<b>(D)</b>	<b>(D)</b>
<b>823, 4, 9</b>	<b>Selected educational services</b> .....	<b>(D)</b>	<b>(D)</b>	<b>(D)</b>	<b>(D)</b>	<b>(D)</b>	<b>(D)</b>
<b>83</b>	<b>Social services</b> .....	<b>498 792</b>	<b>38 327</b>	<b>477 520</b>	<b>36 693</b>	<b>15 274</b>	<b>13</b>
835	Child day care services .....	164 713	17 588	162 096	17 308	10 409	9
832, 3, 6, 9	Other social services .....	583 044	41 843	557 068	39 978	16 099	14
832	Individual and family social services .....	434 081	38 611	432 101	38 435	15 076	11
833	Job training and vocational rehabilitation services .....	638 269	36 960	645 500	37 379	16 876	17
836	Residential care .....	581 567	35 497	566 025	34 549	16 756	16
839	Social services, n.e.c. ....	894 674	60 872	778 814	52 989	16 326	15
<b>861, 2, 4, 9</b>	<b>Selected membership organizations</b> .....	<b>284 981</b>	<b>45 686</b>	<b>267 072</b>	<b>42 815</b>	<b>12 964</b>	<b>6</b>
861	Business associations .....	291 783	83 799	267 108	76 713	25 910	3
864	Civic, social, and fraternal associations .....	238 076	35 086	222 949	32 857	9 217	7
862, 9	Other membership organizations .....	458 704	62 511	437 930	59 679	19 205	7
<b>873, 4 ex. 8744</b>	<b>Research, testing, and consulting services, except facilities support management services</b> .....	<b>646 684</b>	<b>36 678</b>	<b>634 789</b>	<b>36 003</b>	<b>18 537</b>	<b>18</b>
873	Research, development, and testing services .....	(D)	(D)	(D)	(D)	(D)	(D)
874 ex. 8744	Management and public relations services, except facilities support management services .....	(D)	(D)	(D)	(D)	(D)	(D)

<sup>1</sup>Based on number of employees for pay period including March 12.

**Table 3a. Comparative Statistics for Firms Subject to Federal Income Tax for the State: 1992 and 1987**

[Includes only establishments with payroll. For meaning of abbreviations and symbols, see introductory text. For explanation of terms and comparability of 1987 and 1992 censuses, see appendix A]

SIC code	Kind of business or operation	Establishments		Receipts			Annual payroll			Paid employees for pay period including March 12	
		1992 (number)	1987 (number)	1992 (\$1,000)	1987 (\$1,000)	Percent change 1987 to 1992	1992 (\$1,000)	1987 (\$1,000)	Percent change 1987 to 1992	1992 (number)	1987 (number)
	<b>Total</b> .....	<b>9 242</b>	<b>8 439</b>	<b>4 612 247</b>	<b>3 031 178</b>	<b>52.2</b>	<b>1 840 243</b>	<b>1 136 296</b>	<b>62.0</b>	<b>82 925</b>	<b>68 191</b>
<b>70 ex. 704</b>	<b>Hotels, rooming houses, camps, and other lodging places (except membership lodging)</b> .....	<b>503</b>	<b>522</b>	<b>286 498</b>	<b>249 335</b>	<b>14.9</b>	<b>77 340</b>	<b>70 977</b>	<b>9.0</b>	<b>6 261</b>	<b>7 367</b>
7011	Hotels and motels .....	400	410	259 005	228 436	13.4	71 310	66 356	7.5	6 022	6 967
7011 pt.	Hotels .....	172	144	195 714	154 534	26.6	55 956	47 882	16.9	4 732	4 781
7011 pt.	Hotels, 25 guestrooms or more .....	99	81	185 291	146 989	26.1	53 713	46 397	15.8	4 421	4 553
7011 pt.	Hotels, less than 25 guestrooms .....	73	63	10 423	7 545	38.1	2 243	1 485	51.0	311	228
7011 pt.	Motels, motor hotels, and tourist courts .....	228	266	63 291	73 902	-14.4	15 354	18 474	-16.9	1 290	2 186
7011 pt.	Motels, tourist courts .....	190	234	47 660	55 101	-13.5	11 160	12 521	-10.9	965	1 680
7011 pt.	Motor hotels .....	38	32	15 631	18 801	-16.9	4 194	5 953	-29.5	325	506
702, 3	Other lodging places .....	103	112	27 493	20 899	31.6	6 030	4 621	30.5	239	400
702	Rooming and boarding houses .....	7	16	1 940	1 410	37.6	510	318	60.4	53	41
703	Camps and recreational vehicle parks .....	96	96	25 553	19 489	31.1	5 520	4 303	28.3	186	359

**Table 3a. Comparative Statistics for Firms Subject to Federal Income Tax for the State: 1992 and 1987 — Con.**

[Includes only establishments with payroll. For meaning of abbreviations and symbols, see introductory text. For explanation of terms and comparability of 1987 and 1992 censuses, see appendix A]

SIC code	Kind of business or operation	Establishments		Receipts			Annual payroll			Paid employees for pay period including March 12	
		1992 (number)	1987 (number)	1992 (\$1,000)	1987 (\$1,000)	Percent change 1987 to 1992	1992 (\$1,000)	1987 (\$1,000)	Percent change 1987 to 1992	1992 (number)	1987 (number)
<b>72</b>	<b>Personal services</b>	<b>1 000</b>	<b>916</b>	<b>202 195</b>	<b>155 966</b>	<b>29.6</b>	<b>70 694</b>	<b>55 834</b>	<b>26.6</b>	<b>5 756</b>	<b>5 348</b>
721	Laundry, cleaning, and garment services	227	212	86 192	75 666	13.9	29 920	26 527	12.8	2 034	2 206
7211	Power laundries, family and commercial	7	8	(D)	11 209	(D)	(D)	4 832	(D)	EE	373
7213	Laundry supply	7	10	12 953	15 181	-14.7	4 663	5 157	-9.6	254	381
7215	Coin-operated laundries and drycleaning	76	72	8 737	8 364	4.5	1 919	1 875	2.3	262	284
7216	Drycleaning plants, except rug cleaning	72	64	17 519	16 626	5.4	7 113	7 095	-3	623	668
7217	Carpet and upholstery cleaning	37	28	5 103	4 094	24.6	1 761	1 682	4.7	143	159
7218	Industrial laundries	9	6	27 410	17 539	56.3	8 438	5 157	63.6	380	259
7212, 9	Other laundry, cleaning, and garment services	19	24	(D)	2 653	(D)	(D)	729	(D)	BB	82
722	Photographic studios, portrait	60	33	15 556	7 315	112.7	3 599	1 679	114.4	280	137
723, 4	Beauty and barber shops	524	487	58 106	42 827	35.7	24 227	18 293	32.4	2 254	1 795
723	Beauty shops	507	464	56 715	41 378	37.1	23 703	17 617	34.5	2 151	1 738
724	Barber shops	17	23	1 391	1 449	-4.0	524	676	-22.5	39	57
725	Shoe repair shops and shoeshine parlors	9	8	1 068	458	133.2	226	96	135.4	17	11
726	Funeral service and crematories	70	74	25 131	18 630	34.9	6 655	4 874	36.5	254	269
729	Miscellaneous personal services	110	102	16 142	11 070	45.8	6 067	4 365	39.0	917	930
7291	Tax return preparation services	42	31	5 781	2 852	102.7	2 745	1 370	100.4	548	412
7299	Miscellaneous personal services, n.e.c.	68	71	10 361	8 218	26.1	3 322	2 995	10.9	369	518
<b>73</b>	<b>Business services</b>	<b>1 609</b>	<b>1 372</b>	<b>1 082 297</b>	<b>538 635</b>	<b>100.9</b>	<b>476 138</b>	<b>220 653</b>	<b>115.8</b>	<b>23 568</b>	<b>14 547</b>
731	Advertising	77	81	30 587	25 373	20.5	8 315	9 891	-15.9	265	436
7311	Advertising agencies	63	67	25 781	21 800	18.3	7 169	8 717	-17.8	204	382
7312	Outdoor advertising services	1	2	(D)	(D)	(D)	(D)	(D)	(D)	AA	AA
7313	Radio, television, publishers' advertising representatives	7	8	2 100	1 284	63.6	560	352	59.1	28	28
7319	Advertising, n.e.c.	6	4	(D)	(D)	(D)	(D)	(D)	(D)	BB	AA
732	Consumer credit reporting agencies, mercantile reporting agencies, and adjustment and collection agencies	30	24	19 896	13 604	46.3	6 504	3 669	77.3	258	229
7322	Adjustment and collection services	23	20	13 037	(D)	(D)	4 930	(D)	(D)	186	CC
7323	Credit reporting services	7	4	6 859	(D)	(D)	1 574	(D)	(D)	72	BB
733	Mailing, reproduction, commercial art and photography, and stenographic services	142	127	52 549	32 076	63.8	14 383	10 244	40.4	686	543
7331	Direct mail advertising services	20	17	22 614	10 099	123.9	6 468	4 402	46.9	283	187
7334	Photocopying and duplicating services	22	26	7 392	5 729	29.0	2 029	1 458	39.2	130	105
7335, 6	Commercial photography, art, and graphics	72	63	18 766	14 432	30.0	5 097	3 887	31.1	214	204
7335	Commercial photography	19	18	4 587	2 449	87.3	1 047	424	146.9	43	20
7336	Commercial art and graphic design	53	45	14 179	11 983	18.3	4 050	3 463	17.0	171	184
7338	Secretarial and court reporting services	28	21	3 777	1 816	108.0	789	497	58.8	59	47
734	Services to dwellings and other buildings	296	310	56 742	41 883	35.5	25 260	19 353	30.5	2 354	2 511
7342	Disinfecting and pest control services	16	11	4 949	2 822	75.4	1 993	1 163	71.4	74	53
7349	Building cleaning and maintenance services, n.e.c.	280	299	51 793	39 061	32.6	23 267	18 190	27.9	2 280	2 458
735	Miscellaneous equipment rental and leasing	124	122	61 248	48 662	25.9	15 563	11 828	31.6	662	562
7352	Medical equipment rental and leasing	19	15	11 977	4 198	185.3	2 672	1 475	81.2	105	76
7353	Heavy construction equipment rental and leasing	34	35	18 432	19 552	-5.7	4 331	4 337	-1	157	198
7359	Equipment rental and leasing, n.e.c.	71	72	30 839	24 912	23.8	8 560	6 016	42.3	400	288
736	Personnel supply services	161	142	288 226	84 208	242.3	204 249	58 684	248.0	13 187	4 849
7361	Employment agencies	64	69	34 353	28 147	22.0	21 443	14 908	43.8	657	678
7363	Help supply services	97	73	253 873	61 021	316.0	182 806	44 117	314.4	12 530	4 177
737	Computer programming, data processing, and other computer related services	465	260	449 417	203 729	120.6	156 292	73 512	112.6	3 719	2 793
7371, 2, 3	Computer programming, prepackaged software, and integrated systems	308	153	260 990	112 940	131.1	107 928	41 529	159.9	2 300	1 210
7371	Computer programming services	196	104	122 178	40 273	203.4	56 513	15 832	257.0	1 176	429
7372	Prepackaged software	72	26	89 918	37 594	139.2	37 052	14 687	152.3	768	446
7373	Computer integrated systems	40	23	48 894	35 073	39.4	14 363	11 010	30.5	356	335
7374, 5, 6	Data processing services	49	46	127 006	68 443	85.6	25 077	22 993	9.1	870	1 065
7374, 5	Computer processing, information retrieval	44	40	114 745	66 589	72.3	20 011	21 995	-9.0	710	1 039
7376	Computer facilities management services	5	6	12 261	1 854	561.3	5 066	998	407.6	160	26
7377, 8, 9	Computer rental and leasing, maintenance, and related services, n.e.c.	108	61	61 421	22 346	174.9	23 287	8 990	159.0	549	518
7377	Computer rental and leasing	3	3	(D)	(D)	(D)	(D)	(D)	(D)	AA	AA
7378	Computer maintenance and repair	32	23	37 608	14 588	157.8	12 770	5 923	115.6	311	400
7379	Computer related services, n.e.c.	73	35	(D)	(D)	(D)	(D)	(D)	(D)	CC	CC
738	Miscellaneous business services	314	306	123 632	89 100	38.8	45 572	33 472	36.1	2 437	2 624
7381, 2	Detective agencies and protective services	57	59	29 247	25 659	14.0	15 315	12 724	20.4	880	1 161
7381	Detective, guard, and armored car services	39	48	18 241	18 531	-1.6	11 732	10 660	10.1	754	1 054
7382	Security systems services	18	11	11 006	6 328	73.9	3 583	1 722	108.1	126	87
7383	News syndicates	5	3	2 335	(D)	(D)	793	(D)	(D)	25	BB
7384	Photofinishing laboratories	43	38	11 533	(D)	(D)	3 671	(D)	(D)	229	CC
7389	Business services, n.e.c.	209	206	80 517	50 524	59.4	25 793	17 427	48.0	1 303	1 211
7389 pt.	Sign painting shops	10	12	1 603	1 666	-3.8	520	456	14.0	23	25
7389 pt.	Interior designing	19	19	4 502	3 445	30.7	842	779	8.1	45	51
7389 pt.	Telephone answering services	21	20	6 715	3 823	75.6	2 712	1 744	55.5	185	193
7389 pt.	Other business services	159	155	67 697	42 390	59.7	21 719	14 790	46.8	1 050	962

**Table 3a. Comparative Statistics for Firms Subject to Federal Income Tax for the State: 1992 and 1987 – Con.**

[Includes only establishments with payroll. For meaning of abbreviations and symbols, see introductory text. For explanation of terms and comparability of 1987 and 1992 censuses, see appendix A]

SIC code	Kind of business or operation	Establishments		Receipts			Annual payroll			Paid employees for pay period including March 12	
		1992 (number)	1987 (number)	1992 (\$1,000)	1987 (\$1,000)	Percent change 1987 to 1992	1992 (\$1,000)	1987 (\$1,000)	Percent change 1987 to 1992	1992 (number)	1987 (number)
<b>75</b>	<b>Automotive repair, services, and parking ----</b>	<b>766</b>	<b>775</b>	<b>378 713</b>	<b>241 385</b>	<b>56.9</b>	<b>72 963</b>	<b>54 385</b>	<b>34.2</b>	<b>3 695</b>	<b>3 471</b>
751	Automotive rental and leasing, without drivers -----	56	73	158 568	61 004	159.9	20 717	9 103	127.6	948	614
7513	Truck rental and leasing, without drivers ----	24	24	(D)	(D)	(D)	(D)	(D)	(D)	FF	EE
7514, 5	Passenger car rental and leasing -----	31	47	85 458	32 157	165.8	7 489	3 743	100.1	405	320
7519	Utility trailer and recreational vehicle rental -----	1	2	(D)	(D)	(D)	(D)	(D)	(D)	AA	AA
752	Automobile parking -----	8	5	(D)	1 349	(D)	(D)	432	(D)	BB	42
753	Automotive repair shops -----	612	622	194 471	166 159	17.0	46 184	41 822	10.4	2 292	2 514
7532	Top, body, and upholstery repair shops and paint shops -----	172	212	52 409	54 873	-4.5	15 083	16 189	-6.8	785	950
7532 pt.	Top and body repair shops -----	166	206	51 762	53 204	-2.7	14 987	15 702	-4.6	784	919
7532 pt.	Paint shops -----	6	6	647	1 669	-61.2	96	487	-80.3	1	31
7538	General automotive repair shops -----	351	318	101 867	81 524	25.0	21 985	18 164	21.0	1 124	1 151
7538 pt.	General automotive repair shops, except diesel -----	320	303	85 447	67 277	27.0	17 575	15 130	16.2	921	991
7538 pt.	Diesel repair shops -----	31	15	16 420	14 247	15.3	4 410	3 034	45.4	203	160
7533, 4, 6, 7, 9	Other automotive repair shops -----	89	92	40 195	13 320	20.6	9 116	8 301	9.8	383	448
7533	Automotive exhaust system repair shops -----	15	20	7 093	9 693	-26.8	1 878	2 203	-14.8	93	126
7534	Tire retreading and repair shops -----	4	7	2 963	4 311	-31.3	551	790	-30.3	21	41
7536	Automotive glass replacement shops -----	11	5	2 716	2 270	19.6	585	526	11.2	27	34
7537	Automotive transmission repair shops -----	21	25	6 948	6 256	11.1	2 026	1 891	7.1	81	98
7539	Automotive repair shops, n.e.c. -----	38	35	20 475	10 790	89.8	4 076	2 891	41.0	161	149
7539 pt.	Radiator repair -----	8	8	1 975	2 117	-6.7	299	410	-27.1	17	23
7539 pt.	Brake, front end, and wheel alignment -----	14	13	14 493	6 552	121.2	3 000	1 846	62.5	102	80
7539 pt.	Automotive electrical and fuel system services -----	12	10	3 436	1 836	87.1	674	551	22.3	32	39
7539 pt.	Other automotive repair shops, n.e.c. ----	4	4	571	285	100.4	103	84	22.6	10	7
754	Automotive services, except repair -----	90	75	(D)	12 873	(D)	(D)	3 028	(D)	EE	301
7542	Carwashes -----	44	44	(D)	6 891	(D)	(D)	1 636	(D)	CC	203
7549	Automotive services, except repair and carwashes -----	46	31	14 583	5 982	143.8	3 014	1 392	116.5	190	98
<b>76</b>	<b>Miscellaneous repair services -----</b>	<b>344</b>	<b>352</b>	<b>108 471</b>	<b>89 841</b>	<b>20.7</b>	<b>35 838</b>	<b>25 492</b>	<b>40.6</b>	<b>1 580</b>	<b>1 365</b>
762	Electrical repair shops -----	104	98	37 731	26 593	41.9	13 904	7 664	81.4	618	416
7622	Radio and television repair shops -----	34	39	6 776	9 304	-27.2	2 074	2 364	-12.3	121	149
7623, 9	Other electrical and electronic repair shops -----	70	59	30 955	21 589	43.4	11 830	6 786	74.3	497	317
7623	Refrigeration and air-conditioning service and repair shops -----	8	13	1 910	3 854	-50.4	664	991	-33.0	24	51
7629	Electrical and electronic repair shops, n.e.c. -----	62	46	29 045	17 735	63.8	11 166	5 795	92.7	473	266
763	Watch, clock, and jewelry repair -----	5	-	622	-	(X)	205	-	(X)	9	-
764	Reupholstery and furniture repair -----	24	34	3 523	4 734	-25.6	1 119	1 770	-36.8	63	127
769	Miscellaneous repair and related services ----	211	220	66 595	50 656	31.5	20 610	13 740	50.0	890	737
7692	Welding repair -----	23	37	2 925	7 123	-58.9	678	2 261	-70.0	43	132
7694	Armature rewinding shops -----	11	11	7 321	4 684	56.3	2 232	1 391	60.5	90	75
7699	Repair shops and related services, n.e.c. ----	177	172	56 349	38 849	45.0	17 700	10 088	75.5	757	530
<b>78, 79, 84</b>	<b>Amusement and recreation services, including motion pictures and museums ----</b>	<b>684</b>	<b>591</b>	<b>287 736</b>	<b>247 493</b>	<b>16.3</b>	<b>84 268</b>	<b>61 806</b>	<b>36.3</b>	<b>6 709</b>	<b>6 808</b>
781, 2	Motion picture production, distribution, and services -----	23	12	10 709	4 002	167.6	3 943	1 421	177.5	90	80
783	Motion picture theaters -----	33	36	20 826	18 391	13.2	3 544	2 448	44.8	452	401
7832	Motion picture theaters, except drive-in ----	29	30	20 320	(D)	(D)	3 463	(D)	(D)	444	EE
7833	Drive-in motion picture theaters -----	4	6	506	(D)	(D)	81	(D)	(D)	8	AA
784	Video tape rental -----	192	137	28 954	23 288	24.3	6 165	5 492	12.3	760	786
792	Theatrical producers (except motion picture), bands, orchestras, and entertainers -----	27	22	6 348	3 403	86.5	1 235	709	74.2	89	109
7922	Theatrical producers (except motion picture) and miscellaneous theatrical services -----	18	14	4 083	2 924	39.6	787	547	43.9	59	85
7929	Bands, orchestras, actors, and other entertainers and entertainment groups ----	9	8	2 265	479	372.9	448	162	176.5	30	24
793	Bowling centers -----	30	31	12 693	11 268	12.6	3 989	3 353	19.0	301	372
79 ex. 792, 3, 84	Commercial sports and other amusement and recreation services, including museums ----	379	353	208 206	188 397	10.5	65 392	48 719	34.2	5 017	5 069
794	Commercial sports -----	27	23	42 095	55 877	-24.7	12 358	10 601	16.6	642	855
7941	Professional sports clubs, managers, promoters -----	2	2	(D)	(D)	(D)	(D)	(D)	(D)	AA	AA
7948	Racing, including track operation -----	25	21	(D)	(D)	(D)	(D)	(D)	(D)	FF	FF
79 ex. 792, 3, 4; 84	Other amusement and recreation services, including museums -----	352	330	166 111	132 520	25.3	53 034	38 118	39.1	4 375	4 214
791	Dance studios, schools, and halls -----	24	23	2 435	1 825	33.4	623	440	41.6	102	73
7911	Physical fitness facilities -----	51	79	12 012	12 273	-2.1	3 860	3 834	.7	731	714
7912	Public golf courses -----	23	13	14 441	7 480	93.1	4 958	2 340	111.9	184	78
7913	Coin-operated amusement devices -----	32	29	19 668	15 025	30.9	5 266	4 412	19.4	304	208
7914	Amusement parks -----	15	14	26 362	18 335	43.8	10 217	4 519	126.1	122	113
7915	Membership sports and recreation clubs -----	51	60	27 816	22 035	26.2	9 107	6 856	32.8	662	684
7916	Amusement and recreation services, including museums, n.e.c. -----	156	112	63 377	55 547	14.1	19 003	15 717	20.9	2 270	2 344

**Table 3a. Comparative Statistics for Firms Subject to Federal Income Tax for the State: 1992 and 1987 – Con.**

[Includes only establishments with payroll. For meaning of abbreviations and symbols, see introductory text. For explanation of terms and comparability of 1987 and 1992 censuses, see appendix A]

SIC code	Kind of business or operation	Establishments		Receipts			Annual payroll			Paid employees for pay period including March 12	
		1992 (number)	1987 (number)	1992 (\$1,000)	1987 (\$1,000)	Percent change 1987 to 1992	1992 (\$1,000)	1987 (\$1,000)	Percent change 1987 to 1992	1992 (number)	1987 (number)
<b>80</b>	<b>Health services</b> -----	<b>1 838</b>	<b>1 655</b>	<b>1 187 690</b>	<b>756 079</b>	<b>57.1</b>	<b>542 617</b>	<b>316 508</b>	<b>71.4</b>	<b>19 204</b>	<b>15 137</b>
801	Offices and clinics of doctors of medicine ---	754	730	495 024	336 856	47.0	269 425	159 677	68.7	5 405	4 805
8011 pt.	Offices of doctors of medicine -----	724	706	424 199	(D)	(D)	218 248	(D)	(D)	4 847	HH
8011 pt.	General medical clinics -----	30	24	70 825	(D)	(D)	51 177	(D)	(D)	558	GG
802	Offices and clinics of dentists -----	514	481	167 595	112 065	49.6	61 188	40 073	52.7	2 667	2 430
803	Offices and clinics of doctors of osteopathy --	9	4	2 867	762	276.2	1 340	343	290.7	34	15
804	Offices and clinics of other health practitioners -----	334	240	83 594	38 707	116.0	27 674	11 669	137.2	1 213	698
8041	Offices and clinics of chiropractors -----	108	81	21 688	12 090	79.4	5 836	3 363	73.5	321	233
8042	Offices and clinics of optometrists -----	74	69	20 073	14 191	41.4	4 834	3 465	39.5	272	238
8043	Offices and clinics of podiatrists -----	24	24	5 180	2 662	94.6	1 857	661	180.9	69	47
8049	Offices and clinics of health practitioners, n.e.c. -----	128	66	36 653	9 764	275.4	15 147	4 180	262.4	551	180
805	Nursing and personal care facilities -----	63	62	175 159	'81 565	114.7	80 446	'37 887	112.3	5 024	'3 268
8051	Skilled nursing care facilities -----	23	39	88 771	'61 924	43.4	41 338	'28 638	44.3	2 357	'2 542
8052	Intermediate care facilities -----	30	16	(D)	(D)	(D)	(D)	(D)	(D)	GG	FF
8059	Nursing and personal care facilities, n.e.c. -	10	7	(D)	(D)	(D)	(D)	(D)	(D)	EE	BB
806	Hospitals -----	12	11	170 668	125 271	36.2	67 084	41 712	60.8	3 037	2 097
807, 8, 9	Other health services -----	152	127	92 783	44 865	106.8	35 460	17 088	107.5	1 824	1 037
807	Medical and dental laboratories -----	72	66	45 748	22 403	104.2	16 820	8 586	95.9	741	507
8071	Medical laboratories -----	39	29	37 127	14 552	155.1	13 333	5 352	149.1	574	322
8072	Dental laboratories -----	33	37	8 621	7 851	9.8	3 487	3 234	7.8	167	185
808	Home health care services -----	36	16	21 453	5 513	289.1	10 581	3 100	241.3	739	241
809	Miscellaneous health and allied services, n.e.c. -----	44	45	25 582	16 949	50.9	8 059	5 402	49.2	344	289
8092	Kidney dialysis centers -----	4	2	(D)	(D)	(D)	(D)	(D)	(D)	BB	BB
8093	Specialty outpatient facilities, n.e.c. -----	28	23	17 009	8 920	90.7	5 570	2 785	100.0	249	97
8099	Health and allied services, n.e.c. -----	12	20	(D)	(D)	(D)	(D)	(D)	(D)	BB	CC
<b>81</b>	<b>Legal services</b> -----	<b>676</b>	<b>564</b>	<b>328 049</b>	<b>234 397</b>	<b>40.0</b>	<b>156 029</b>	<b>103 155</b>	<b>51.3</b>	<b>4 335</b>	<b>3 735</b>
<b>823, 4, 9</b>	<b>Selected educational services</b> -----	<b>82</b>	<b>66</b>	<b>29 057</b>	<b>15 314</b>	<b>89.7</b>	<b>9 013</b>	<b>4 189</b>	<b>115.2</b>	<b>471</b>	<b>268</b>
823	Libraries -----	3	5	(D)	191	(D)	(D)	67	(D)	AA	14
824	Vocational schools -----	21	17	10 593	5 512	92.2	5 443	1 933	181.6	245	83
829	Schools and educational services, n.e.c. -----	58	44	(D)	9 611	(D)	(D)	2 189	(D)	CC	171
<b>83</b>	<b>Social services</b> -----	<b>412</b>	<b>348</b>	<b>74 349</b>	<b>47 873</b>	<b>55.3</b>	<b>33 968</b>	<b>21 154</b>	<b>60.6</b>	<b>3 051</b>	<b>2 177</b>
835	Child day care services -----	286	243	32 699	18 001	81.7	16 536	8 395	97.0	1 775	1 177
832, 3, 6, 9	Other social services -----	126	105	41 650	'23 904	74.2	17 432	'9 380	85.8	1 276	'777
<b>87 ex. 8733</b>	<b>Engineering, accounting, research, management, and related services (except noncommercial research organizations)</b> -----	<b>1 263</b>	<b>1 172</b>	<b>609 865</b>	<b>426 778</b>	<b>42.9</b>	<b>263 927</b>	<b>192 041</b>	<b>37.4</b>	<b>7 894</b>	<b>7 511</b>
871	Engineering, architectural, and surveying services -----	412	440	221 139	202 338	9.3	94 857	100 894	-6.0	2 811	3 750
8711	Engineering services -----	264	250	188 367	139 347	35.2	82 027	72 936	12.5	2 300	2 681
8712	Architectural services -----	65	78	21 814	31 206	-30.1	7 855	12 496	-37.1	252	417
8713	Surveying services -----	83	112	10 958	31 785	-65.5	4 975	15 462	-67.8	259	652
872	Accounting, auditing, and bookkeeping services -----	382	323	100 218	75 093	33.5	41 398	32 537	27.2	1 640	1 501
873 ex. 8733	Research, development, and testing services (except noncommercial research organizations) -----	78	70	54 807	24 112	127.3	24 423	8 981	171.9	697	364
8731	Commercial physical and biological research -----	28	18	21 947	'12 007	82.8	10 213	'4 731	115.9	200	'144
8732	Commercial economic, sociological, and educational research -----	21	27	7 587	5 240	44.8	2 711	1 653	64.0	109	83
8734	Testing laboratories -----	29	25	25 273	'12 782	97.7	11 499	'4 714	143.9	388	'184
874	Management and public relations services ---	391	339	233 701	125 235	86.6	103 249	49 629	108.0	2 746	1 896
8741	Management services -----	108	110	95 107	60 609	56.9	45 664	24 854	83.7	1 196	964
8742	Management consulting services -----	194	160	109 847	45 200	143.0	46 716	17 642	164.8	1 090	583
8743	Public relations services -----	20	23	6 294	5 780	8.9	1 971	1 559	26.4	64	65
8744	Facilities support management services ---	3	—	3 124	—	(X)	983	—	(X)	48	—
8748	Business consulting services, n.e.c. -----	66	46	19 329	13 646	41.6	7 915	5 574	42.0	348	284
<b>89</b>	<b>Services, n.e.c.</b> -----	<b>65</b>	<b>106</b>	<b>37 327</b>	<b>'23 122</b>	<b>61.4</b>	<b>17 448</b>	<b>'9 761</b>	<b>78.8</b>	<b>401</b>	<b>'451</b>

**Table 3b. Comparative Statistics for Firms Exempt From Federal Income Tax for the State: 1992 and 1987**

[Includes only establishments with payroll. For meaning of abbreviations and symbols, see introductory text. For explanation of terms and comparability of 1987 and 1992 censuses, see appendix A]

SIC code	Kind of business or operation	Establishments		Expenses			Annual payroll			Paid employees for pay period including March 12	
		1992 (number)	1987 (number)	1992 (\$1,000)	1987 (\$1,000)	Percent change 1987 to 1992	1992 (\$1,000)	1987 (\$1,000)	Percent change 1987 to 1992	1992 (number)	1987 (number)
	<b>Total -----</b>	<b>1 389</b>	<b>1 127</b>	<b>1 830 712</b>	<b>939 638</b>	<b>94.8</b>	<b>767 443</b>	<b>444 329</b>	<b>72.7</b>	<b>36 330</b>	<b>28 967</b>
<b>7032, 704</b>	<b>Camps and membership lodging -----</b>	<b>40</b>	<b>37</b>	<b>11 607</b>	<b>9 279</b>	<b>25.1</b>	<b>3 744</b>	<b>2 756</b>	<b>35.8</b>	<b>434</b>	<b>145</b>
<b>792, 7991 pt., 7997, 7999 pt., 84</b>	<b>Selected amusement, recreation, and related services -----</b>	<b>99</b>	<b>70</b>	<b>32 005</b>	<b>16 858</b>	<b>89.9</b>	<b>12 000</b>	<b>6 457</b>	<b>85.8</b>	<b>994</b>	<b>842</b>
792	Theatrical producers (except motion picture), bands, orchestras, and entertainers -----	26	17	7 527	3 275	129.8	2 004	1 171	71.1	215	64
7991 pt., 7997	Gymnasiums, athletic clubs, and membership sports and recreation clubs -----	32	23	12 891	7 640	68.7	5 591	2 953	89.3	297	231
7999 pt. 84	Fairs -----	7	6	3 984	1 727	130.7	671	337	99.1	246	384
	Museums, art galleries, and botanical and zoological gardens -----	34	24	7 603	4 216	80.3	3 734	1 996	87.1	236	163
<b>8011 pt.; 8021 pt.; 805, 6, 8, 9</b>	<b>Selected health services -----</b>	<b>175</b>	<b>147</b>	<b>1 372 225</b>	<b>671 870</b>	<b>104.2</b>	<b>589 445</b>	<b>336 004</b>	<b>75.4</b>	<b>24 020</b>	<b>19 073</b>
8011 pt., 8021 pt.	Clinics of doctors of medicine and dentists -----	15	7	(D)	1 871	(D)	(D)	923	(D)	GG	71
805	Nursing and personal care facilities -----	21	15	(D)	20 747	(D)	(D)	11 312	(D)	GG	1 226
806	Hospitals -----	29	31	1 008 704	597 706	68.8	471 640	295 786	59.5	17 747	15 856
808, 9	Other health services -----	110	94	112 939	57 596	96.1	59 057	30 856	91.4	3 272	2 251
808	Home health care services -----	43	40	39 768	14 471	174.8	24 390	9 161	166.2	1 739	1 019
809	Miscellaneous health and allied services, n.e.c. -----	67	54	73 171	43 125	69.7	34 667	21 695	59.8	1 533	1 232
<b>8111 pt.</b>	<b>Legal aid societies and similar legal services -----</b>	<b>14</b>	<b>12</b>	<b>(D)</b>	<b>(D)</b>	<b>(D)</b>	<b>(D)</b>	<b>(D)</b>	<b>(D)</b>	<b>CC</b>	<b>CC</b>
<b>823, 4, 9</b>	<b>Selected educational services -----</b>	<b>42</b>	<b>32</b>	<b>(D)</b>	<b>(D)</b>	<b>(D)</b>	<b>(D)</b>	<b>(D)</b>	<b>(D)</b>	<b>EE</b>	<b>CC</b>
<b>83</b>	<b>Social services -----</b>	<b>571</b>	<b>408</b>	<b>272 664</b>	<b>144 939</b>	<b>88.1</b>	<b>113 503</b>	<b>63 754</b>	<b>78.0</b>	<b>7 431</b>	<b>5 720</b>
835	Child day care services -----	115	100	18 641	12 207	52.7	11 210	7 599	47.5	1 077	1 048
832, 3, 6, 9	Other social services -----	456	308	254 023	132 732	91.4	102 293	56 155	82.2	6 354	4 672
<b>861, 2, 4, 9</b>	<b>Selected membership organizations -----</b>	<b>429</b>	<b>405</b>	<b>114 574</b>	<b>78 450</b>	<b>46.0</b>	<b>34 693</b>	<b>26 572</b>	<b>30.6</b>	<b>2 676</b>	<b>2 679</b>
861	Business associations -----	83	68	22 170	19 823	11.8	7 488	6 091	22.9	289	324
864	Civic, social, and fraternal associations -----	275	273	61 311	41 273	48.5	17 199	13 704	25.5	1 866	1 917
862, 9	Other membership organizations -----	71	64	31 093	17 354	79.2	10 006	6 777	47.6	521	438
<b>873, 4 ex. 8744</b>	<b>Research, testing, and consulting services, except facilities support management services -----</b>	<b>19</b>	<b>16</b>	<b>12 061</b>	<b>7 629</b>	<b>58.1</b>	<b>6 210</b>	<b>3 497</b>	<b>77.6</b>	<b>335</b>	<b>133</b>
873	Research, development, and testing services -----	13	11	(D)	2 703	(D)	(D)	1 373	(D)	BB	68
8731	Commercial physical and biological research -----	2	1	(D)	(D)	(D)	(D)	(D)	(D)	AA	AA
8732	Commercial economic, sociological, and educational research -----	2	1	(D)	(D)	(D)	(D)	(D)	(D)	AA	AA
8733	Noncommercial research organizations -----	9	9	1 410	(D)	(D)	507	(D)	(D)	23	CC
8734	Testing laboratories -----	-	-	-	-	-	-	-	-	-	-
874 ex. 8744	Management and public relations services, except facilities support management services -----	6	5	(D)	1 032	(D)	(D)	505	(D)	EE	21

**Table 4. Summary Statistics for Firms Subject to Federal Income Tax for Counties and for**

[Includes only establishments with payroll. For meaning of abbreviations and symbols, see introductory text. For explanation of terms and comparability of 1987 and 1992 censuses, see

	Geographic area	Establishments (number)	Receipts (\$1,000)	Annual payroll (\$1,000)	First-quarter payroll (\$1,000)	Paid employees for pay period including March 12 (number)	Selected kind-of-business or operation groups							
							Hotels, rooming houses, camps, and other lodging places (except membership lodging) (SIC 70 ex. 704)		Personal services (SIC 72)		Business services (SIC 73)		Automotive repair, services, and parking (SIC 75)	
							Number	Receipts (\$1,000)	Number	Receipts (\$1,000)	Number	Receipts (\$1,000)	Number	Receipts (\$1,000)
1	<b>New Hampshire</b>	<b>9 242</b>	<b>4 612 247</b>	<b>1 840 243</b>	<b>403 594</b>	<b>82 925</b>	<b>503</b>	<b>286 498</b>	<b>1 000</b>	<b>202 195</b>	<b>1 609</b>	<b>1 082 297</b>	<b>766</b>	<b>378 713</b>
2	Belknap County	459	144 993	54 650	10 993	2 777	54	16 832	51	8 861	55	10 725	24	4 742
3	Laconia	216	82 572	34 953	7 091	1 480	24	6 743	26	6 364	25	6 757	10	2 661
4	Balance of county	243	62 421	19 697	3 902	1 297	30	10 089	25	2 497	30	3 968	14	2 081
5	Carroll County	407	162 016	55 859	13 307	4 376	79	41 845	31	3 602	44	23 819	26	7 856
6	Cheshire County	441	192 537	77 465	18 158	4 113	18	5 915	54	12 239	73	34 068	57	16 575
7	Keene	250	128 806	55 540	12 963	2 751	5	(D)	37	9 998	45	23 952	26	8 858
8	Balance of county	191	63 731	21 925	5 195	1 362	13	(D)	17	2 241	28	10 116	31	7 717
9	Coos County	232	78 008	26 990	6 001	1 783	52	26 302	21	3 317	11	2 781	25	9 591
10	Berlin	66	18 030	7 192	1 577	401	2	(D)	11	2 455	5	1 408	5	1 495
11	Balance of county	166	59 978	19 798	4 424	1 382	50	(D)	10	862	6	1 373	20	8 096
12	Grafton County	733	327 214	137 659	31 721	6 438	100	60 859	87	19 717	105	51 525	61	20 724
13	Lebanon	190	133 222	64 895	15 445	2 159	4	4 466	28	12 581	40	23 394	19	13 439
14	Balance of county	543	193 992	72 764	16 276	4 279	96	56 393	59	7 136	65	28 131	42	7 285
15	Hillsborough County	2 961	1 641 213	702 267	151 885	28 832	45	54 546	315	79 335	633	489 258	234	85 424
16	Bedford town	233	201 007	79 591	17 038	3 272	3	(D)	13	1 434	61	94 902	3	(D)
17	Goffstown town	75	15 505	4 885	1 119	306	-	-	6	(D)	18	1 701	7	1 528
18	Hudson town	141	49 319	16 884	3 787	861	3	427	17	1 964	29	15 828	20	5 539
19	Manchester	971	679 080	316 844	66 358	12 579	8	(D)	106	37 411	169	187 394	96	45 175
20	Merrimack town	157	53 589	19 826	4 362	947	4	(D)	19	2 539	42	20 307	15	3 399
21	Milford town	100	34 917	13 015	3 127	709	-	-	14	(D)	14	2 187	13	2 949
22	Nashua	768	437 884	191 678	43 523	7 425	11	24 253	98	28 888	187	112 131	49	18 382
23	Balance of county	516	169 912	59 544	12 571	2 733	16	(D)	42	(D)	113	54 808	31	(D)
24	Merrimack County	980	520 756	191 546	42 266	7 639	34	11 635	107	18 283	154	100 095	86	89 724
25	Concord	494	294 042	127 207	27 578	4 147	7	(D)	59	12 477	71	44 184	32	12 221
26	Franklin	51	13 049	5 121	1 160	301	-	-	7	578	3	643	9	1 292
27	Balance of county	435	213 665	59 218	13 528	3 191	27	(D)	41	5 228	80	55 268	45	76 211
28	Rockingham County	2 193	1 264 509	483 468	104 977	21 234	94	64 086	230	37 727	433	326 608	181	125 978
29	Derry town	173	83 253	30 868	7 074	1 471	2	(D)	23	3 506	34	6 678	16	6 743
30	Exeter town	171	67 343	29 580	6 272	1 084	3	1 253	17	3 494	23	3 786	9	3 306
31	Hampton town	163	134 434	47 349	11 135	1 543	46	40 156	14	2 313	21	12 547	10	(D)
32	Londonderry town	195	68 497	25 987	5 474	1 261	-	-	16	3 658	58	26 057	16	10 785
33	Portsmouth	441	278 831	113 571	24 075	4 537	15	11 891	39	7 830	73	41 107	21	11 694
34	Salem town	318	339 840	111 276	23 791	3 714	7	(D)	44	6 784	82	147 350	24	60 814
35	Balance of county	732	292 311	124 837	27 156	7 624	21	(D)	77	10 142	142	89 083	85	(D)
36	Strafford County	621	226 577	90 650	19 893	4 632	13	2 470	79	16 261	73	32 522	52	14 712
37	Dover	266	102 335	44 002	9 719	2 031	3	(D)	31	5 802	38	14 748	11	4 902
38	Durham town	44	16 118	6 041	1 490	257	-	-	4	(D)	10	8 033	-	-
39	Rochester	165	54 227	20 646	4 396	1 026	8	948	22	2 638	10	1 081	21	4 782
40	Somersworth	63	37 217	15 260	3 320	957	-	-	13	6 303	3	(D)	8	3 250
41	Balance of county	83	16 680	4 701	968	361	2	(D)	9	(D)	12	(D)	12	1 778
42	Sullivan County	215	54 424	19 689	4 393	1 101	14	2 008	25	2 853	28	10 896	20	3 387
43	Claremont	100	30 172	11 384	2 623	685	1	(D)	15	1 817	12	6 105	7	1 300
44	Balance of county	115	24 252	8 305	1 770	416	13	(D)	10	1 036	16	4 791	13	2 087

# Places With 2,500 Inhabitants or More: 1992

appendix A. For information on geographic areas followed by ▲, see appendix F]

Selected kind-of-business or operation groups —Con.														
Miscellaneous repair services (SIC 76)		Amusement and recreation services, including motion pictures and museums (SIC 78, 79, 84)		Health services (SIC 80)		Legal services (SIC 81)		Selected educational services (SIC 823, 4, 9)		Social services (SIC 83)		Engineering, accounting, research, management, and related services (except noncommercial research organizations) (SIC 87 ex. 8733)		
Number	Receipts (\$1,000)	Number	Receipts (\$1,000)	Number	Receipts (\$1,000)	Number	Receipts (\$1,000)	Number	Receipts (\$1,000)	Number	Receipts (\$1,000)	Number	Receipts (\$1,000)	
<b>344</b>	<b>108 471</b>	<b>684</b>	<b>287 736</b>	<b>1 838</b>	<b>1 187 690</b>	<b>676</b>	<b>328 049</b>	<b>82</b>	<b>29 057</b>	<b>412</b>	<b>74 349</b>	<b>1 263</b>	<b>609 865</b>	<b>1</b>
19	3 468	44	14 793	91	47 481	41	14 184	—	—	22	2 149	54	21 324	2
8	1 700	17	6 541	52	33 128	23	9 244	—	—	6	990	25	8 444	3
11	1 768	27	8 252	39	14 353	18	4 940	—	—	16	1 159	29	12 880	4
13	(D)	53	29 757	66	30 601	28	6 390	2	(D)	16	(D)	47	13 016	5
17	5 478	40	22 678	74	61 065	26	9 130	4	(D)	21	7 036	55	17 902	6
6	3 674	19	7 982	53	49 391	20	7 689	2	(D)	5	(D)	31	8 914	7
11	1 804	21	14 696	21	11 674	6	1 441	2	(D)	16	(D)	24	8 988	8
6	(D)	25	9 015	38	17 517	21	3 591	2	(D)	16	(D)	15	2 844	9
3	813	6	601	16	8 339	10	1 825	1	(D)	4	459	3	(D)	10
3	(D)	19	8 414	22	9 178	11	1 766	1	(D)	12	(D)	12	(D)	11
21	3 973	58	27 268	108	73 146	57	13 263	6	577	24	3 366	101	51 475	12
7	2 219	9	3 876	33	45 697	21	4 860	1	(D)	3	(D)	25	22 348	13
14	1 754	49	23 392	75	27 449	36	8 403	5	(D)	21	(D)	76	29 127	14
113	48 402	163	65 213	632	403 926	219	150 445	31	13 997	119	32 924	436	206 429	15
3	887	8	5 121	69	52 744	5	2 233	2	(D)	17	7 075	47	23 777	16
6	920	6	4 024	13	3 503	2	(D)	1	(D)	8	1 150	8	1 346	17
11	3 982	9	5 701	17	8 767	3	(D)	1	(D)	8	946	20	4 601	18
42	19 012	44	20 285	223	152 796	117	109 560	5	(D)	32	(D)	128	78 084	19
3	2 065	8	2 247	24	6 308	4	1 051	7	(D)	4	1 213	25	9 270	20
3	(D)	6	(D)	25	9 610	7	1 607	1	(D)	4	570	13	12 299	21
24	16 619	37	12 059	186	141 581	54	27 714	6	1 486	20	7 908	90	45 931	22
21	(D)	45	(D)	75	28 617	27	7 521	8	(D)	26	(D)	105	30 671	23
43	18 358	63	19 224	196	114 293	91	61 474	10	6 351	45	7 031	141	70 659	24
10	(D)	22	6 898	125	83 475	71	58 363	4	(D)	15	3 182	74	54 343	25
1	(D)	4	653	14	7 196	5	1 018	1	(D)	3	(D)	4	619	26
32	(D)	37	11 673	57	23 622	15	2 093	5	(D)	27	(D)	63	15 697	27
79	18 785	172	85 663	408	325 801	137	48 817	20	4 156	105	14 332	316	194 020	28
7	(D)	13	2 364	40	57 534	8	1 744	2	(D)	12	1 438	14	1 692	29
5	922	8	1 431	60	34 565	14	4 421	3	(D)	6	638	21	12 775	30
4	(D)	16	5 011	20	9 774	8	4 341	—	—	3	553	20	57 136	31
10	2 270	16	4 752	24	7 575	13	3 665	1	(D)	9	(D)	32	7 742	32
9	1 510	16	11 091	124	121 986	50	21 113	6	559	10	1 320	74	43 094	33
6	1 651	20	29 334	61	59 827	19	6 020	—	—	5	541	46	13 803	34
38	(D)	83	31 680	79	34 540	25	7 513	8	(D)	60	(D)	109	57 778	35
16	2 646	49	11 575	179	91 812	43	17 701	5	(D)	35	3 697	74	28 834	36
9	1 833	13	2 347	87	47 996	25	9 386	2	(D)	14	1 472	33	12 329	37
—	—	6	(D)	10	1 427	2	(D)	1	(D)	1	(D)	10	3 725	38
2	(D)	11	3 483	54	24 959	13	6 388	1	(D)	7	697	16	8 792	39
1	(D)	5	1 911	21	16 289	2	(D)	1	(D)	3	235	6	2 601	40
4	(D)	14	(D)	7	1 141	1	(D)	—	—	10	(D)	9	1 387	41
17	2 996	17	2 550	46	22 048	13	3 054	2	(D)	9	(D)	24	3 362	42
8	1 556	10	1 606	29	14 120	6	1 691	—	—	4	(D)	8	1 052	43
9	1 440	7	944	17	7 928	7	1 363	2	(D)	5	(D)	16	2 310	44



**Table 5. Summary Statistics for Firms Subject to Federal Income Tax for Places With 350 Establishments or More: 1992**

[Includes only establishments with payroll. For meaning of abbreviations and symbols, see introductory text. For explanation of terms and comparability of 1987 and 1992 censuses, see appendix A. For information on geographic areas followed by ▲, see appendix F]

SIC code	Geographic area and kind of business or operation	Establishments (number)	Receipts (\$1,000)	Annual payroll (\$1,000)	First-quarter payroll (\$1,000)	Paid employees for pay period including March 12 (number)
<b>CONCORD</b>						
	<b>Total</b> .....	<b>494</b>	<b>294 042</b>	<b>127 207</b>	<b>27 578</b>	<b>4 147</b>
<b>70 ex. 704</b>	<b>Hotels, rooming houses, camps, and other lodging places (except membership lodging)</b> .....	<b>7</b>	<b>(D)</b>	<b>(D)</b>	<b>(D)</b>	<b>CC</b>
7011	Hotels and motels .....	7	(D)	(D)	(D)	CC
7011 pt.	Hotels .....	4	(D)	(D)	(D)	BB
7011 pt.	Motels, motor hotels, and tourist courts .....	3	(D)	(D)	(D)	BB
702, 3	Other lodging places .....	—	—	—	—	—
<b>72</b>	<b>Personal services</b> .....	<b>59</b>	<b>12 477</b>	<b>4 124</b>	<b>963</b>	<b>329</b>
721	Laundry, cleaning, and garment services .....	10	2 400	1 024	214	83
7211	Power laundries, family and commercial* .....	1	(D)	(D)	(D)	AA
7213	Linen supply* .....	—	—	—	—	—
7215	Coin-operated laundries and drycleaning .....	4	(D)	(D)	(D)	BB
7216	Drycleaning plants, except rug cleaning* .....	4	1 700	875	170	56
7217	Carpet and upholstery cleaning .....	—	—	—	—	—
7218	Industrial laundrers* .....	—	—	—	—	—
7212, 9	Other laundry, cleaning, and garment services* .....	1	(D)	(D)	(D)	AA
722	Photographic studios, portrait .....	3	(D)	(D)	(D)	BB
723, 4	Beauty and barber shops .....	38	3 752	1 630	371	161
723	Beauty shops .....	37	(D)	(D)	(D)	CC
724	Barber shops .....	1	(D)	(D)	(D)	AA
725	Shoe repair shops and shoeshine parlors .....	1	(D)	(D)	(D)	AA
726	Funeral service and crematories .....	4	1 784	404	89	14
729	Miscellaneous personal services .....	3	(D)	(D)	(D)	BB
<b>73</b>	<b>Business services</b> .....	<b>71</b>	<b>44 184</b>	<b>15 766</b>	<b>3 625</b>	<b>724</b>
731	Advertising .....	6	(D)	(D)	(D)	AA
732	Consumer credit reporting agencies, mercantile reporting agencies, and adjustment and collection agencies .....	—	—	—	—	—
733	Mailing, reproduction, commercial art and photography, and stenographic services .....	9	(D)	(D)	(D)	BB
734	Services to dwellings and other buildings .....	13	2 788	910	207	107
735	Miscellaneous equipment rental and leasing .....	8	2 384	569	134	36
736	Personnel supply services .....	4	3 748	2 848	525	193
737	Computer programming, data processing, and other computer related services .....	14	28 776	8 990	2 172	266
7371, 2, 3	Computer programming, prepackaged software, and integrated systems .....	6	(D)	(D)	(D)	CC
7374, 5, 6	Data processing services .....	3	(D)	(D)	(D)	BB
7377, 8, 9	Computer rental and leasing, maintenance, and related services, n.e.c. ....	5	(D)	(D)	(D)	BB
738	Miscellaneous business services .....	17	2 938	1 147	279	77
<b>75</b>	<b>Automotive repair, services, and parking</b> .....	<b>32</b>	<b>12 221</b>	<b>2 883</b>	<b>690</b>	<b>149</b>
751	Automotive rental and leasing, without drivers .....	4	(D)	(D)	(D)	AA
752	Automobile parking .....	—	—	—	—	—
753	Automotive repair shops .....	19	(D)	(D)	(D)	BB
7532	Top, body, and upholstery repair shops and paint shops .....	6	2 753	945	243	36
7538	General automotive repair shops .....	11	(D)	(D)	(D)	BB
7533, 4, 6, 7, 9	Other automotive repair shops .....	2	(D)	(D)	(D)	AA
754	Automotive services, except repair .....	9	(D)	(D)	(D)	BB
<b>76</b>	<b>Miscellaneous repair services</b> .....	<b>10</b>	<b>(D)</b>	<b>(D)</b>	<b>(D)</b>	<b>CC</b>
762	Electrical repair shops .....	4	(D)	(D)	(D)	BB
7622	Radio and television repair shops .....	1	(D)	(D)	(D)	AA
7623, 9	Other electrical and electronic repair shops .....	3	(D)	(D)	(D)	BB
763	Watch, clock, and jewelry repair .....	1	(D)	(D)	(D)	AA
764	Reupholstery and furniture repair .....	1	(D)	(D)	(D)	AA
769	Miscellaneous repair and related services .....	4	(D)	(D)	(D)	BB
<b>78, 79, 84</b>	<b>Amusement and recreation services, including motion pictures and museums</b> .....	<b>22</b>	<b>6 898</b>	<b>1 717</b>	<b>380</b>	<b>142</b>
781, 2	Motion picture production, distribution, and services .....	1	(D)	(D)	(D)	AA
783	Motion picture theaters .....	3	(D)	(D)	(D)	BB
784	Video tape rental .....	7	(D)	(D)	(D)	BB
792	Theatrical producers (except motion picture), bands, orchestras, and entertainers .....	—	—	—	—	—
793	Bowling centers .....	1	(D)	(D)	(D)	AA
79 ex. 792, 3, 84	Commercial sports and other amusement and recreation services, including museums .....	10	3 277	897	184	62
<b>80</b>	<b>Health services</b> .....	<b>125</b>	<b>83 475</b>	<b>40 020</b>	<b>8 617</b>	<b>1 055</b>
801	Offices and clinics of doctors of medicine .....	45	46 493	26 406	5 488	457
802	Offices and clinics of dentists .....	38	13 903	4 607	1 027	187
803	Offices and clinics of doctors of osteopathy .....	—	—	—	—	—
804	Offices and clinics of other health practitioners .....	25	6 025	2 242	489	95
805	Nursing and personal care facilities .....	3	(D)	(D)	(D)	CC
806	Hospitals .....	1	(D)	(D)	(D)	AA
807, 8, 9	Other health services .....	13	(D)	(D)	(D)	CC
<b>81</b>	<b>Legal services</b> .....	<b>71</b>	<b>58 363</b>	<b>28 824</b>	<b>6 068</b>	<b>706</b>
<b>823, 4, 9</b>	<b>Selected educational services</b> .....	<b>4</b>	<b>(D)</b>	<b>(D)</b>	<b>(D)</b>	<b>BB</b>

**Table 5. Summary Statistics for Firms Subject to Federal Income Tax for Places With 350 Establishments or More: 1992 — Con.**

[Includes only establishments with payroll. For meaning of abbreviations and symbols, see introductory text. For explanation of terms and comparability of 1987 and 1992 censuses, see appendix A. For information on geographic areas followed by ▲, see appendix F.]

SIC code	Geographic area and kind of business or operation	Establishments (number)	Receipts (\$1,000)	Annual payroll (\$1,000)	First-quarter payroll (\$1,000)	Paid employees for pay period including March 12 (number)
<b>CONCORD—Con.</b>						
<b>83</b>	<b>Social services</b> .....	<b>15</b>	<b>3 182</b>	<b>1 626</b>	<b>399</b>	<b>133</b>
835	Child day care services .....	10	1 825	924	216	78
832, 3, 6, 9	Other social services .....	5	1 357	702	183	55
<b>87 ex. 8733</b>	<b>Engineering, accounting, research, management, and related services (except noncommercial research organizations)</b> .....	<b>74</b>	<b>54 343</b>	<b>25 902</b>	<b>5 319</b>	<b>625</b>
871	Engineering, architectural, and surveying services .....	21	22 516	9 918	2 117	246
872	Accounting, auditing, and bookkeeping services .....	24	(D)	(D)	(D)	CC
873 ex. 8733	Research, development, and testing services (except noncommercial research organizations) .....	4	(D)	(D)	(D)	BB
874	Management and public relations services .....	25	19 340	9 437	1 980	189
<b>89</b>	<b>Services, n.e.c.</b> .....	<b>4</b>	<b>(D)</b>	<b>(D)</b>	<b>(D)</b>	<b>BB</b>
<b>MANCHESTER</b>						
	<b>Total</b> .....	<b>971</b>	<b>679 080</b>	<b>316 844</b>	<b>66 358</b>	<b>12 579</b>
<b>70 ex. 704</b>	<b>Hotels, rooming houses, camps, and other lodging places (except membership lodging)</b> .....	<b>8</b>	<b>(D)</b>	<b>(D)</b>	<b>(D)</b>	<b>EE</b>
7011	Hotels and motels .....	8	(D)	(D)	(D)	EE
7011 pt.	Hotels .....	6	(D)	(D)	(D)	EE
7011 pt.	Motels, motor hotels, and tourist courts .....	2	(D)	(D)	(D)	AA
702, 3	Other lodging places .....	—	—	—	—	—
<b>72</b>	<b>Personal services</b> .....	<b>106</b>	<b>37 411</b>	<b>14 046</b>	<b>3 216</b>	<b>829</b>
721	Laundry, cleaning, and garment services .....	25	20 937	8 106	1 958	482
7211	Power laundries, family and commercial* .....	2	(D)	(D)	(D)	CC
7213	Linen supply* .....	—	—	—	—	—
7215	Coin-operated laundries and drycleaning .....	9	1 267	289	62	38
7216	Drycleaning plants, except rug cleaning* .....	6	(D)	(D)	(D)	BB
7217	Carpet and upholstery cleaning .....	3	(D)	(D)	(D)	AA
7218	Industrial laundriers* .....	3	(D)	(D)	(D)	CC
7212, 9	Other laundry, cleaning, and garment services* .....	2	(D)	(D)	(D)	BB
722	Photographic studios, portrait .....	12	3 768	1 026	220	66
723, 4	Beauty and barber shops .....	46	5 471	2 206	533	186
723	Beauty shops .....	45	(D)	(D)	(D)	CC
724	Barber shops .....	1	(D)	(D)	(D)	AA
725	Shoe repair shops and shoeshine parlors .....	—	—	—	—	—
726	Funeral service and crematories .....	10	3 721	1 157	247	35
729	Miscellaneous personal services .....	13	3 514	1 551	258	60
<b>73</b>	<b>Business services</b> .....	<b>169</b>	<b>187 394</b>	<b>98 345</b>	<b>20 621</b>	<b>5 033</b>
731	Advertising .....	9	10 335	2 738	503	54
732	Consumer credit reporting agencies, mercantile reporting agencies, and adjustment and collection agencies .....	6	1 641	397	83	17
733	Mailing, reproduction, commercial art and photography, and stenographic services .....	21	10 600	3 349	771	196
734	Services to dwellings and other buildings .....	34	6 067	3 107	706	364
735	Miscellaneous equipment rental and leasing .....	10	5 115	1 227	256	76
736	Personnel supply services .....	15	76 138	60 700	12 532	3 436
737	Computer programming, data processing, and other computer related services .....	32	50 794	17 553	3 791	395
7371, 2, 3	Computer programming, prepackaged software, and integrated systems .....	18	30 741	12 608	2 884	242
7374, 5, 6	Data processing services .....	5	16 969	3 531	554	102
7377, 8, 9	Computer rental and leasing, maintenance, and related services, n.e.c. ....	9	3 084	1 414	353	51
738	Miscellaneous business services .....	42	26 704	9 274	1 979	495
<b>75</b>	<b>Automotive repair, services, and parking</b> .....	<b>96</b>	<b>45 175</b>	<b>11 421</b>	<b>2 671</b>	<b>531</b>
751	Automotive rental and leasing, without drivers .....	14	(D)	(D)	(D)	BB
752	Automobile parking .....	4	(D)	(D)	(D)	BB
753	Automotive repair shops .....	69	(D)	(D)	(D)	EE
7532	Top, body, and upholstery repair shops and paint shops .....	19	10 751	3 812	946	161
7538	General automotive repair shops .....	31	9 379	2 254	485	103
7533, 4, 6, 7, 9	Other automotive repair shops .....	19	(D)	(D)	(D)	BB
754	Automotive services, except repair .....	9	(D)	(D)	(D)	BB
<b>76</b>	<b>Miscellaneous repair services</b> .....	<b>42</b>	<b>19 012</b>	<b>7 128</b>	<b>1 671</b>	<b>292</b>
762	Electrical repair shops .....	14	6 713	3 066	757	138
7622	Radio and television repair shops .....	7	(D)	(D)	(D)	AA
7623, 9	Other electrical and electronic repair shops .....	7	(D)	(D)	(D)	CC
763	Watch, clock, and jewelry repair .....	2	(D)	(D)	(D)	AA
764	Reupholstery and furniture repair .....	1	(D)	(D)	(D)	AA
769	Miscellaneous repair and related services .....	25	(D)	(D)	(D)	CC

**Table 5. Summary Statistics for Firms Subject to Federal Income Tax for Places With 350 Establishments or More: 1992 — Con.**

[Includes only establishments with payroll. For meaning of abbreviations and symbols, see introductory text. For explanation of terms and comparability of 1987 and 1992 censuses, see appendix A. For information on geographic areas followed by ▲, see appendix F]

SIC code	Geographic area and kind of business or operation	Establishments (number)	Receipts (\$1,000)	Annual payroll (\$1,000)	First-quarter payroll (\$1,000)	Paid employees for pay period including March 12 (number)
<b>MANCHESTER—Con.</b>						
<b>78, 79, 84</b>	<b>Amusement and recreation services, including motion pictures and museums</b> .....	<b>44</b>	<b>20 285</b>	<b>5 443</b>	<b>1 251</b>	<b>440</b>
781, 2	Motion picture production, distribution, and services .....	3	(D)	(D)	(D)	AA
783	Motion picture theaters .....	1	(D)	(D)	(D)	BB
784	Video tape rental .....	11	3 000	504	120	55
792	Theatrical producers (except motion picture), bands, orchestras, and entertainers .....	3	(D)	(D)	(D)	AA
793	Bowling centers .....	2	(D)	(D)	(D)	BB
79 ex. 792, 3; 84	Commercial sports and other amusement and recreation services, including museums .....	24	11 268	2 925	694	263
<b>80</b>	<b>Health services</b> .....	<b>223</b>	<b>152 796</b>	<b>75 954</b>	<b>15 467</b>	<b>2 330</b>
801	Offices and clinics of doctors of medicine .....	108	77 094	44 542	8 214	654
802	Offices and clinics of dentists .....	54	16 506	6 105	1 186	242
803	Offices and clinics of doctors of osteopathy .....	2	(D)	(D)	(D)	AA
804	Offices and clinics of other health practitioners .....	30	(D)	(D)	(D)	CC
805	Nursing and personal care facilities .....	8	21 253	9 650	2 281	616
806	Hospitals .....	1	(D)	(D)	(D)	CC
807, 8, 9	Other health services .....	20	(D)	(D)	(D)	FF
<b>81</b>	<b>Legal services</b> .....	<b>117</b>	<b>109 560</b>	<b>57 081</b>	<b>11 269</b>	<b>1 260</b>
<b>823, 4, 9</b>	<b>Selected educational services</b> .....	<b>5</b>	<b>(D)</b>	<b>(D)</b>	<b>(D)</b>	<b>CC</b>
<b>83</b>	<b>Social services</b> .....	<b>32</b>	<b>(D)</b>	<b>(D)</b>	<b>(D)</b>	<b>EE</b>
835	Child day care services .....	19	4 711	2 574	563	220
832, 3, 6, 9	Other social services .....	13	(D)	(D)	(D)	CC
<b>87 ex. 8733</b>	<b>Engineering, accounting, research, management, and related services (except noncommercial research organizations)</b> .....	<b>128</b>	<b>78 084</b>	<b>35 649</b>	<b>7 337</b>	<b>943</b>
871	Engineering, architectural, and surveying services .....	39	28 024	11 070	2 341	306
872	Accounting, auditing, and bookkeeping services .....	52	22 374	9 539	2 139	318
873 ex. 8733	Research, development, and testing services (except noncommercial research organizations) .....	7	(D)	(D)	(D)	CC
874	Management and public relations services .....	30	(D)	(D)	(D)	CC
<b>89</b>	<b>Services, n.e.c.</b> .....	<b>1</b>	<b>(D)</b>	<b>(D)</b>	<b>(D)</b>	<b>AA</b>
<b>NASHUA</b>						
	<b>Total</b> .....	<b>768</b>	<b>437 884</b>	<b>191 678</b>	<b>43 523</b>	<b>7 425</b>
<b>70 ex. 704</b>	<b>Hotels, rooming houses, camps, and other lodging places (except membership lodging)</b> .....	<b>11</b>	<b>24 253</b>	<b>6 775</b>	<b>1 632</b>	<b>646</b>
7011	Hotels and motels .....	10	(D)	(D)	(D)	FF
7011 pt.	Hotels .....	5	(D)	(D)	(D)	FF
7011 pt.	Motels, motor hotels, and tourist courts .....	5	(D)	(D)	(D)	BB
702, 3	Other lodging places .....	1	(D)	(D)	(D)	AA
<b>72</b>	<b>Personal services</b> .....	<b>98</b>	<b>28 888</b>	<b>9 075</b>	<b>2 164</b>	<b>704</b>
721	Laundry, cleaning, and garment services .....	30	17 013	4 816	1 155	322
7211	Power laundries, family and commercial* .....	—	—	—	—	—
7213	Linen supply* .....	1	(D)	(D)	(D)	AA
7215	Coin-operated laundries and drycleaning .....	3	(D)	(D)	(D)	AA
7216	Drycleaning plants, except rug cleaning* .....	16	3 729	1 437	337	151
7217	Carpet and upholstery cleaning .....	7	(D)	(D)	(D)	BB
7218	Industrial laundriers* .....	3	(D)	(D)	(D)	CC
7212, 9	Other laundry, cleaning, and garment services* .....	—	—	—	—	—
722	Photographic studios, portrait .....	5	(D)	(D)	(D)	BB
723, 4	Beauty and barber shops .....	46	6 050	2 647	611	253
723	Beauty shops .....	42	(D)	(D)	(D)	CC
724	Barber shops .....	4	(D)	(D)	(D)	AA
725	Shoe repair shops and shoeshine parlors .....	2	(D)	(D)	(D)	AA
726	Funeral service and crematories .....	5	2 376	609	170	18
729	Miscellaneous personal services .....	10	(D)	(D)	(D)	BB
<b>73</b>	<b>Business services</b> .....	<b>187</b>	<b>112 131</b>	<b>57 530</b>	<b>12 927</b>	<b>2 108</b>
731	Advertising .....	5	(D)	(D)	(D)	AA
732	Consumer credit reporting agencies, mercantile reporting agencies, and adjustment and collection agencies .....	1	(D)	(D)	(D)	BB
733	Mailing, reproduction, commercial art and photography, and stenographic services .....	8	2 035	436	99	22
734	Services to dwellings and other buildings .....	21	3 979	1 773	426	142
735	Miscellaneous equipment rental and leasing .....	15	3 939	1 165	296	47
736	Personnel supply services .....	24	32 191	24 623	5 443	1 101
737	Computer programming, data processing, and other computer related services .....	81	51 713	22 800	5 037	470
7371, 2, 3	Computer programming, prepackaged software, and integrated systems .....	57	45 724	19 449	4 510	406
7374, 5, 6	Data processing services .....	5	(D)	(D)	(D)	AA
7377, 8, 9	Computer rental and leasing, maintenance, and related services, n.e.c. .....	19	(D)	(D)	(D)	BB
738	Miscellaneous business services .....	32	(D)	(D)	(D)	EE

**Table 5. Summary Statistics for Firms Subject to Federal Income Tax for Places With 350 Establishments or More: 1992 — Con.**

[Includes only establishments with payroll. For meaning of abbreviations and symbols, see introductory text. For explanation of terms and comparability of 1987 and 1992 censuses, see appendix A. For information on geographic areas followed by ▲, see appendix F]

SIC code	Geographic area and kind of business or operation	Establishments (number)	Receipts (\$1,000)	Annual payroll (\$1,000)	First-quarter payroll (\$1,000)	Paid employees for pay period including March 12 (number)
<b>NASHUA—Con.</b>						
<b>75</b>	<b>Automotive repair, services, and parking</b> .....	<b>49</b>	<b>18 382</b>	<b>4 727</b>	<b>1 181</b>	<b>251</b>
751	Automotive rental and leasing, without drivers .....	6	(D)	(D)	(D)	BB
752	Automobile parking .....	2	(D)	(D)	(D)	AA
753	Automotive repair shops .....	34	12 613	3 194	790	164
7532	Top, body, and upholstery repair shops and paint shops .....	9	2 409	617	163	44
7538	General automotive repair shops .....	19	8 187	1 844	453	90
7533, 4, 6, 7, 9	Other automotive repair shops .....	6	2 017	733	174	30
754	Automotive services, except repair .....	7	(D)	(D)	(D)	BB
<b>76</b>	<b>Miscellaneous repair services</b> .....	<b>24</b>	<b>16 619</b>	<b>5 815</b>	<b>1 511</b>	<b>229</b>
762	Electrical repair shops .....	10	3 969	1 424	304	59
7622	Radio and television repair shops .....	1	(D)	(D)	(D)	AA
7623, 9	Other electrical and electronic repair shops .....	9	(D)	(D)	(D)	BB
763	Watch, clock, and jewelry repair .....	—	—	—	—	—
764	Reupholstery and furniture repair .....	3	(D)	(D)	(D)	AA
769	Miscellaneous repair and related services .....	11	(D)	(D)	(D)	CC
<b>78, 79, 84</b>	<b>Amusement and recreation services, including motion pictures and museums</b> .....	<b>37</b>	<b>12 059</b>	<b>2 965</b>	<b>767</b>	<b>323</b>
781, 2	Motion picture production, distribution, and services .....	2	(D)	(D)	(D)	AA
783	Motion picture theaters .....	2	(D)	(D)	(D)	BB
784	Video tape rental .....	14	4 269	934	243	102
792	Theatrical producers (except motion picture), bands, orchestras, and entertainers .....	1	(D)	(D)	(D)	AA
793	Bowling centers .....	3	(D)	(D)	(D)	BB
79 ex. 792, 3; 84	Commercial sports and other amusement and recreation services, including museums .....	15	4 312	1 117	265	145
<b>80</b>	<b>Health services</b> .....	<b>186</b>	<b>141 581</b>	<b>68 273</b>	<b>15 562</b>	<b>2 030</b>
801	Offices and clinics of doctors of medicine .....	88	74 881	43 579	9 497	833
802	Offices and clinics of dentists .....	51	18 459	6 913	1 653	280
803	Offices and clinics of doctors of osteopathy .....	—	—	—	—	—
804	Offices and clinics of other health practitioners .....	30	7 791	2 844	670	126
805	Nursing and personal care facilities .....	2	(D)	(D)	(D)	EE
806	Hospitals .....	1	(D)	(D)	(D)	EE
807, 8, 9	Other health services .....	14	(D)	(D)	(D)	BB
<b>81</b>	<b>Legal services</b> .....	<b>54</b>	<b>27 714</b>	<b>13 312</b>	<b>2 724</b>	<b>350</b>
<b>823, 4, 9</b>	<b>Selected educational services</b> .....	<b>6</b>	<b>1 486</b>	<b>965</b>	<b>271</b>	<b>37</b>
<b>83</b>	<b>Social services</b> .....	<b>20</b>	<b>7 908</b>	<b>3 769</b>	<b>864</b>	<b>256</b>
835	Child day care services .....	12	2 578	1 347	313	132
832, 3, 6, 9	Other social services .....	8	5 330	2 422	551	124
<b>87 ex. 8733</b>	<b>Engineering, accounting, research, management, and related services (except noncommercial research organizations)</b> .....	<b>90</b>	<b>45 931</b>	<b>17 918</b>	<b>3 816</b>	<b>472</b>
871	Engineering, architectural, and surveying services .....	19	12 968	5 774	1 268	138
872	Accounting, auditing, and bookkeeping services .....	25	8 296	4 032	849	122
873 ex. 8733	Research, development, and testing services (except noncommercial research organizations) .....	9	4 005	1 593	413	72
874	Management and public relations services .....	37	20 662	6 519	1 286	140
<b>89</b>	<b>Services, n.e.c.</b> .....	<b>6</b>	<b>932</b>	<b>554</b>	<b>104</b>	<b>19</b>
<b>PORTSMOUTH</b>						
<b>Total</b> .....		<b>441</b>	<b>278 831</b>	<b>113 571</b>	<b>24 075</b>	<b>4 537</b>
<b>70 ex. 704</b>	<b>Hotels, rooming houses, camps, and other lodging places (except membership lodging)</b> .....	<b>15</b>	<b>11 891</b>	<b>2 535</b>	<b>513</b>	<b>198</b>
7011	Hotels and motels .....	15	11 891	2 535	513	198
7011 pt.	Hotels .....	5	(D)	(D)	(D)	CC
7011 pt.	Motels, motor hotels, and tourist courts .....	10	(D)	(D)	(D)	BB
702, 3	Other lodging places .....	—	—	—	—	—
<b>72</b>	<b>Personal services</b> .....	<b>39</b>	<b>7 830</b>	<b>3 042</b>	<b>753</b>	<b>232</b>
721	Laundry, cleaning, and garment services .....	6	2 596	726	183	56
7211	Power laundries, family and commercial* .....	—	—	—	—	—
7213	Linen supply* .....	—	—	—	—	—
7215	Coin-operated laundries and drycleaning .....	1	(D)	(D)	(D)	AA
7216	Drycleaning plants, except rug cleaning* .....	2	(D)	(D)	(D)	BB
7217	Carpet and upholstery cleaning .....	2	(D)	(D)	(D)	AA
7218	Industrial launderers* .....	1	(D)	(D)	(D)	AA
7212, 9	Other laundry, cleaning, and garment services* .....	—	—	—	—	—
722	Photographic studios, portrait .....	1	(D)	(D)	(D)	AA
723, 4	Beauty and barber shops .....	21	3 272	1 657	439	125
723	Beauty shops .....	20	(D)	(D)	(D)	CC
724	Barber shops .....	1	(D)	(D)	(D)	AA
725	Shoe repair shops and shoeshine parlors .....	—	—	—	—	—
726	Funeral service and crematories .....	2	(D)	(D)	(D)	AA
729	Miscellaneous personal services .....	9	1 035	389	67	39

**Table 5. Summary Statistics for Firms Subject to Federal Income Tax for Places With 350 Establishments or More: 1992 — Con.**

[Includes only establishments with payroll. For meaning of abbreviations and symbols, see introductory text. For explanation of terms and comparability of 1987 and 1992 censuses, see appendix A. For information on geographic areas followed by ▲, see appendix F]

SIC code	Geographic area and kind of business or operation	Establishments (number)	Receipts (\$1,000)	Annual payroll (\$1,000)	First-quarter payroll (\$1,000)	Paid employees for pay period including March 12 (number)
	<b>PORTSMOUTH—Con.</b>					
<b>73</b>	<b>Business services</b> .....	<b>73</b>	<b>41 107</b>	<b>20 612</b>	<b>3 363</b>	<b>700</b>
731	Advertising .....	11	4 337	931	201	50
732	Consumer credit reporting agencies, mercantile reporting agencies, and adjustment and collection agencies .....	1	(D)	(D)	(D)	AA
733	Mailing, reproduction, commercial art and photography, and stenographic services .....	8	955	208	46	20
734	Services to dwellings and other buildings .....	3	(D)	(D)	(D)	AA
735	Miscellaneous equipment rental and leasing .....	4	2 755	617	115	17
736	Personnel supply services .....	18	22 126	14 925	2 042	488
737	Computer programming, data processing, and other computer related services .....	19	8 798	3 299	812	88
7371, 2, 3	Computer programming, prepackaged software, and integrated systems .....	11	5 405	1 814	453	40
7374, 5, 6	Data processing services .....	3	(D)	(D)	(D)	BB
7377, 8, 9	Computer rental and leasing, maintenance, and related services, n.e.c. ....	5	(D)	(D)	(D)	BB
738	Miscellaneous business services .....	9	1 654	414	104	26
<b>75</b>	<b>Automotive repair, services, and parking</b> .....	<b>21</b>	<b>11 694</b>	<b>3 384</b>	<b>927</b>	<b>178</b>
751	Automotive rental and leasing, without drivers .....	3	(D)	(D)	(D)	AA
752	Automobile parking .....	—	—	—	—	—
753	Automotive repair shops .....	17	9 378	3 035	839	156
7532	Top, body, and upholstery repair shops and paint shops .....	6	5 207	1 893	551	106
7538	General automotive repair shops .....	10	(D)	(D)	(D)	BB
7533, 4, 6, 7, 9	Other automotive repair shops .....	1	(D)	(D)	(D)	AA
754	Automotive services, except repair .....	1	(D)	(D)	(D)	AA
<b>76</b>	<b>Miscellaneous repair services</b> .....	<b>9</b>	<b>1 510</b>	<b>566</b>	<b>127</b>	<b>34</b>
762	Electrical repair shops .....	3	(D)	(D)	(D)	AA
7622	Radio and television repair shops .....	2	(D)	(D)	(D)	AA
7623, 9	Other electrical and electronic repair shops .....	1	(D)	(D)	(D)	AA
763	Watch, clock, and jewelry repair .....	—	—	—	—	—
764	Reupholstery and furniture repair .....	1	(D)	(D)	(D)	AA
769	Miscellaneous repair and related services .....	5	667	181	41	19
<b>78, 79, 84</b>	<b>Amusement and recreation services, including motion pictures and museums</b> .....	<b>16</b>	<b>11 091</b>	<b>2 525</b>	<b>363</b>	<b>113</b>
781, 2	Motion picture production, distribution, and services .....	2	(D)	(D)	(D)	AA
783	Motion picture theaters .....	1	(D)	(D)	(D)	AA
784	Video tape rental .....	3	409	84	23	11
792	Theatrical producers (except motion picture), bands, orchestras, and entertainers .....	2	(D)	(D)	(D)	AA
793	Bowling centers .....	1	(D)	(D)	(D)	AA
79 ex. 792, 3; 84	Commercial sports and other amusement and recreation services, including museums .....	7	6 842	1 910	209	57
<b>80</b>	<b>Health services</b> .....	<b>124</b>	<b>121 986</b>	<b>48 585</b>	<b>10 621</b>	<b>1 901</b>
801	Offices and clinics of doctors of medicine .....	46	26 039	13 908	2 910	259
802	Offices and clinics of dentists .....	28	8 743	3 133	748	133
803	Offices and clinics of doctors of osteopathy .....	2	(D)	(D)	(D)	AA
804	Offices and clinics of other health practitioners .....	33	9 720	3 779	705	116
805	Nursing and personal care facilities .....	2	(D)	(D)	(D)	EE
806	Hospitals .....	2	(D)	(D)	(D)	FF
807, 8, 9	Other health services .....	11	(D)	(D)	(D)	BB
<b>81</b>	<b>Legal services</b> .....	<b>50</b>	<b>21 113</b>	<b>10 435</b>	<b>2 119</b>	<b>263</b>
<b>823, 4, 9</b>	<b>Selected educational services</b> .....	<b>6</b>	<b>559</b>	<b>133</b>	<b>22</b>	<b>12</b>
<b>83</b>	<b>Social services</b> .....	<b>10</b>	<b>1 320</b>	<b>393</b>	<b>100</b>	<b>41</b>
835	Child day care services .....	5	304	105	36	17
832, 3, 6, 9	Other social services .....	5	1 016	288	64	24
<b>87 ex. 8733</b>	<b>Engineering, accounting, research, management, and related services (except noncommercial research organizations)</b> .....	<b>74</b>	<b>43 094</b>	<b>19 507</b>	<b>4 753</b>	<b>824</b>
871	Engineering, architectural, and surveying services .....	25	21 355	9 807	2 636	551
872	Accounting, auditing, and bookkeeping services .....	20	(D)	(D)	(D)	BB
873 ex. 8733	Research, development, and testing services (except noncommercial research organizations) .....	3	(D)	(D)	(D)	BB
874	Management and public relations services .....	26	15 650	6 747	1 428	170
<b>89</b>	<b>Services, n.e.c.</b> .....	<b>4</b>	<b>5 636</b>	<b>1 854</b>	<b>414</b>	<b>41</b>

**Table 6. Summary Statistics for Firms Subject to Federal Income Tax for Counties With 350 Establishments or More: 1992**

[Includes only establishments with payroll. For meaning of abbreviations and symbols, see introductory text. For explanation of terms and comparability of 1987 and 1992 censuses, see appendix A. For information on geographic areas followed by ▲, see appendix F]

SIC code	Geographic area and kind of business or operation	Establishments (number)	Receipts (\$1,000)	Annual payroll (\$1,000)	First-quarter payroll (\$1,000)	Paid employees for pay period including March 12 (number)
<b>BELKNAP COUNTY</b>						
	<b>Total</b> .....	<b>459</b>	<b>144 993</b>	<b>54 650</b>	<b>10 993</b>	<b>2 777</b>
<b>70 ex. 704</b>	<b>Hotels, rooming houses, camps, and other lodging places (except membership lodging)</b> .....	<b>54</b>	<b>16 832</b>	<b>4 251</b>	<b>701</b>	<b>306</b>
7011	Hotels and motels .....	38	11 049	2 898	559	280
7011 pt.	Hotels .....	9	5 186	1 454	313	136
7011 pt.	Motels, motor hotels, and tourist courts .....	29	5 863	1 444	246	144
702, 3	Other lodging places .....	16	5 783	1 353	142	26
<b>72</b>	<b>Personal services</b> .....	<b>51</b>	<b>8 861</b>	<b>3 033</b>	<b>702</b>	<b>236</b>
721	Laundry, cleaning, and garment services .....	13	4 132	1 583	352	111
7211	Power laundries, family and commercial* .....	—	—	—	—	—
7213	Linen supply* .....	1	(D)	(D)	(D)	BB
7215	Coin-operated laundries and drycleaning .....	9	769	153	39	30
7216	Drycleaning plants, except rug cleaning* .....	3	(D)	(D)	(D)	AA
7217	Carpet and upholstery cleaning .....	—	—	—	—	—
7218	Industrial laundriers* .....	—	—	—	—	—
7212, 9	Other laundry, cleaning, and garment services* .....	—	—	—	—	—
722	Photographic studios, portrait .....	3	(D)	(D)	(D)	AA
723, 4	Beauty and barber shops .....	27	2 798	981	208	87
723	Beauty shops .....	26	(D)	(D)	(D)	BB
724	Barber shops .....	1	(D)	(D)	(D)	AA
725	Shoe repair shops and shoeshine parlors .....	1	(D)	(D)	(D)	AA
726	Funeral service and crematories .....	3	1 299	318	87	13
729	Miscellaneous personal services .....	4	432	104	38	20
<b>73</b>	<b>Business services</b> .....	<b>55</b>	<b>10 725</b>	<b>4 782</b>	<b>905</b>	<b>261</b>
731	Advertising .....	2	(D)	(D)	(D)	AA
732	Consumer credit reporting agencies, mercantile reporting agencies, and adjustment and collection agencies .....	—	—	—	—	—
733	Mailing, reproduction, commercial art and photography, and stenographic services .....	4	(D)	(D)	(D)	AA
734	Services to dwellings and other buildings .....	15	1 928	632	143	80
735	Miscellaneous equipment rental and leasing .....	5	2 308	744	159	35
736	Personnel supply services .....	3	(D)	(D)	(D)	BB
737	Computer programming, data processing, and other computer related services .....	9	750	356	58	6
7371, 2, 3	Computer programming, prepackaged software, and integrated systems .....	5	(D)	(D)	(D)	AA
7374, 5, 6	Data processing services .....	1	(D)	(D)	(D)	AA
7377, 8, 9	Computer rental and leasing, maintenance, and related services, n.e.c. ....	3	(D)	(D)	(D)	AA
738	Miscellaneous business services .....	17	(D)	(D)	(D)	BB
<b>75</b>	<b>Automotive repair, services, and parking</b> .....	<b>24</b>	<b>4 742</b>	<b>1 112</b>	<b>261</b>	<b>51</b>
751	Automotive rental and leasing, without drivers .....	—	—	—	—	—
752	Automobile parking .....	1	(D)	(D)	(D)	AA
753	Automotive repair shops .....	19	(D)	(D)	(D)	BB
7532	Top, body, and upholstery repair shops and paint shops .....	6	1 138	233	41	10
7538	General automotive repair shops .....	11	2 481	499	113	23
7533, 4, 6, 7, 9	Other automotive repair shops .....	2	(D)	(D)	(D)	AA
754	Automotive services, except repair .....	4	(D)	(D)	(D)	AA
<b>76</b>	<b>Miscellaneous repair services</b> .....	<b>19</b>	<b>3 468</b>	<b>985</b>	<b>227</b>	<b>54</b>
762	Electrical repair shops .....	7	1 368	596	122	24
7622	Radio and television repair shops .....	1	(D)	(D)	(D)	AA
7623, 9	Other electrical and electronic repair shops .....	6	(D)	(D)	(D)	BB
763	Watch, clock, and jewelry repair .....	—	—	—	—	—
764	Reupholstery and furniture repair .....	2	(D)	(D)	(D)	AA
769	Miscellaneous repair and related services .....	10	(D)	(D)	(D)	BB
<b>78, 79, 84</b>	<b>Amusement and recreation services, including motion pictures and museums</b> .....	<b>44</b>	<b>14 793</b>	<b>4 262</b>	<b>652</b>	<b>310</b>
781, 2	Motion picture production, distribution, and services .....	—	—	—	—	—
783	Motion picture theaters .....	2	(D)	(D)	(D)	BB
784	Video tape rental .....	9	1 330	377	91	45
792	Theatrical producers (except motion picture), bands, orchestras, and entertainers .....	3	631	145	36	13
793	Bowling centers .....	2	(D)	(D)	(D)	AA
79 ex. 792, 3, 84	Commercial sports and other amusement and recreation services, including museums .....	28	11 239	3 389	451	186
<b>80</b>	<b>Health services</b> .....	<b>91</b>	<b>47 481</b>	<b>21 496</b>	<b>4 321</b>	<b>741</b>
801	Offices and clinics of doctors of medicine .....	42	25 476	13 424	2 596	319
802	Offices and clinics of dentists .....	24	6 429	2 128	466	102
803	Offices and clinics of doctors of osteopathy .....	2	(D)	(D)	(D)	AA
804	Offices and clinics of other health practitioners .....	16	2 569	575	117	31
805	Nursing and personal care facilities .....	2	(D)	(D)	(D)	CC
806	Hospitals .....	—	—	—	—	—
807, 8, 9	Other health services .....	5	(D)	(D)	(D)	BB
<b>81</b>	<b>Legal services</b> .....	<b>41</b>	<b>14 184</b>	<b>6 578</b>	<b>1 453</b>	<b>242</b>
<b>823, 4, 9</b>	<b>Selected educational services</b> .....	<b>—</b>	<b>—</b>	<b>—</b>	<b>—</b>	<b>—</b>

**Table 6. Summary Statistics for Firms Subject to Federal Income Tax for Counties With 350 Establishments or More: 1992 — Con.**

[Includes only establishments with payroll. For meaning of abbreviations and symbols, see introductory text. For explanation of terms and comparability of 1987 and 1992 censuses, see appendix A. For information on geographic areas followed by ▲, see appendix F]

SIC code	Geographic area and kind of business or operation	Establishments (number)	Receipts (\$1,000)	Annual payroll (\$1,000)	First-quarter payroll (\$1,000)	Paid employees for pay period including March 12 (number)
<b>BELKNAP COUNTY—Con.</b>						
<b>83</b>	<b>Social services</b> .....	<b>22</b>	<b>2 149</b>	<b>971</b>	<b>241</b>	<b>120</b>
835	Child day care services .....	17	1 230	564	142	85
832, 3, 6, 9	Other social services .....	5	919	407	99	35
<b>87 ex. 8733</b>	<b>Engineering, accounting, research, management, and related services (except noncommercial research organizations)</b> .....	<b>54</b>	<b>21 324</b>	<b>6 971</b>	<b>1 498</b>	<b>428</b>
871	Engineering, architectural, and surveying services .....	19	6 417	2 503	506	61
872	Accounting, auditing, and bookkeeping services .....	19	(D)	(D)	(D)	BB
873 ex. 8733	Research, development, and testing services (except noncommercial research organizations) .....	1	(D)	(D)	(D)	AA
874	Management and public relations services .....	15	11 101	2 672	592	300
<b>89</b>	<b>Services, n.e.c.</b> .....	<b>4</b>	<b>434</b>	<b>209</b>	<b>32</b>	<b>28</b>
<b>CARROLL COUNTY</b>						
	<b>Total</b> .....	<b>407</b>	<b>162 016</b>	<b>55 859</b>	<b>13 307</b>	<b>4 376</b>
<b>70 ex. 704</b>	<b>Hotels, rooming houses, camps, and other lodging places (except membership lodging)</b> .....	<b>79</b>	<b>41 845</b>	<b>12 216</b>	<b>2 742</b>	<b>956</b>
7011	Hotels and motels .....	65	38 666	11 492	2 673	932
7011 pt.	Hotels .....	38	31 059	9 669	2 372	794
7011 pt.	Motels, motor hotels, and tourist courts .....	27	7 607	1 823	301	138
702, 3	Other lodging places .....	14	3 179	724	69	24
<b>72</b>	<b>Personal services</b> .....	<b>31</b>	<b>3 602</b>	<b>1 061</b>	<b>208</b>	<b>76</b>
721	Laundry, cleaning, and garment services .....	9	1 287	300	53	21
7211	Power laundries, family and commercial* .....	—	—	—	—	—
7213	Linen supply* .....	—	—	—	—	—
7215	Coin-operated laundries and drycleaning .....	3	(D)	(D)	(D)	AA
7216	Drycleaning plants, except rug cleaning* .....	2	(D)	(D)	(D)	AA
7217	Carpet and upholstery cleaning .....	3	356	68	17	8
7218	Industrial laundries* .....	—	—	—	—	—
7212, 9	Other laundry, cleaning, and garment services* .....	1	(D)	(D)	(D)	AA
722	Photographic studios, portrait .....	1	(D)	(D)	(D)	AA
723, 4	Beauty and barber shops .....	15	1 291	462	94	34
723	Beauty shops .....	14	(D)	(D)	(D)	BB
724	Barber shops .....	1	(D)	(D)	(D)	AA
725	Shoe repair shops and shoeshine parlors .....	1	(D)	(D)	(D)	AA
726	Funeral service and crematories .....	1	(D)	(D)	(D)	AA
729	Miscellaneous personal services .....	4	(D)	(D)	(D)	AA
<b>73</b>	<b>Business services</b> .....	<b>44</b>	<b>23 819</b>	<b>10 511</b>	<b>2 620</b>	<b>1 322</b>
731	Advertising .....	4	1 581	122	31	6
732	Consumer credit reporting agencies, mercantile reporting agencies, and adjustment and collection agencies .....	3	(D)	(D)	(D)	AA
733	Mailing, reproduction, commercial art and photography, and stenographic services .....	6	2 172	395	89	16
734	Services to dwellings and other buildings .....	8	479	119	14	11
735	Miscellaneous equipment rental and leasing .....	5	731	110	27	10
736	Personnel supply services .....	3	(D)	(D)	(D)	GG
737	Computer programming, data processing, and other computer related services .....	5	1 295	678	171	22
7371, 2, 3	Computer programming, prepackaged software, and integrated systems .....	4	(D)	(D)	(D)	BB
7374, 5, 6	Data processing services .....	1	(D)	(D)	(D)	AA
7377, 8, 9	Computer rental and leasing, maintenance, and related services, n.e.c. ....	—	—	—	—	—
738	Miscellaneous business services .....	10	(D)	(D)	(D)	BB
<b>75</b>	<b>Automotive repair, services, and parking</b> .....	<b>26</b>	<b>7 856</b>	<b>1 603</b>	<b>351</b>	<b>79</b>
751	Automotive rental and leasing, without drivers .....	—	—	—	—	—
752	Automobile parking .....	—	—	—	—	—
753	Automotive repair shops .....	24	(D)	(D)	(D)	BB
7532	Top, body, and upholstery repair shops and paint shops .....	7	(D)	(D)	(D)	AA
7538	General automotive repair shops .....	15	5 770	1 142	248	56
7533, 4, 6, 7, 9	Other automotive repair shops .....	2	(D)	(D)	(D)	AA
754	Automotive services, except repair .....	2	(D)	(D)	(D)	AA
<b>76</b>	<b>Miscellaneous repair services</b> .....	<b>13</b>	<b>(D)</b>	<b>(D)</b>	<b>(D)</b>	<b>BB</b>
762	Electrical repair shops .....	5	2 286	406	98	23
7622	Radio and television repair shops .....	1	(D)	(D)	(D)	AA
7623, 9	Other electrical and electronic repair shops .....	4	(D)	(D)	(D)	AA
763	Watch, clock, and jewelry repair .....	—	—	—	—	—
764	Reupholstery and furniture repair .....	—	(D)	(D)	(D)	AA
769	Miscellaneous repair and related services .....	7	(D)	(D)	(D)	AA

**Table 6. Summary Statistics for Firms Subject to Federal Income Tax for Counties With 350 Establishments or More: 1992 — Con.**

[Includes only establishments with payroll. For meaning of abbreviations and symbols, see introductory text. For explanation of terms and comparability of 1987 and 1992 censuses, see appendix A. For information on geographic areas followed by ▲, see appendix F]

SIC code	Geographic area and kind of business or operation	Establishments (number)	Receipts (\$1,000)	Annual payroll (\$1,000)	First-quarter payroll (\$1,000)	Paid employees for pay period including March 12 (number)
<b>CARROLL COUNTY — Con.</b>						
<b>78, 79, 84</b>	<b>Amusement and recreation services, including motion pictures and museums</b> .....	<b>53</b>	<b>29 757</b>	<b>9 674</b>	<b>2 381</b>	<b>885</b>
781, 2	Motion picture production, distribution, and services .....	1	(D)	(D)	(D)	AA
783	Motion picture theaters .....	3	(D)	(D)	(D)	BB
784	Video tape rental .....	7	941	252	69	31
792	Theatrical producers (except motion picture), bands, orchestras, and entertainers .....	1	(D)	(D)	(D)	AA
793	Bowling centers .....	—	—	—	—	—
79 ex. 792, 3; 84	Commercial sports and other amusement and recreation services, including museums .....	41	(D)	(D)	(D)	FF
<b>80</b>	<b>Health services</b> .....	<b>66</b>	<b>30 601</b>	<b>12 431</b>	<b>3 202</b>	<b>674</b>
801	Offices and clinics of doctors of medicine .....	32	(D)	(D)	(D)	BB
802	Offices and clinics of dentists .....	16	4 144	1 236	277	68
803	Offices and clinics of doctors of osteopathy .....	1	(D)	(D)	(D)	AA
804	Offices and clinics of other health practitioners .....	8	(D)	(D)	(D)	BB
805	Nursing and personal care facilities .....	3	(D)	(D)	(D)	EE
806	Hospitals .....	—	—	—	—	—
807, 8, 9	Other health services .....	6	(D)	(D)	(D)	BB
<b>81</b>	<b>Legal services</b> .....	<b>28</b>	<b>6 390</b>	<b>2 202</b>	<b>536</b>	<b>115</b>
<b>823, 4, 9</b>	<b>Selected educational services</b> .....	<b>2</b>	<b>(D)</b>	<b>(D)</b>	<b>(D)</b>	<b>AA</b>
<b>83</b>	<b>Social services</b> .....	<b>16</b>	<b>(D)</b>	<b>(D)</b>	<b>(D)</b>	<b>BB</b>
835	Child day care services .....	11	652	366	112	46
832, 3, 6, 9	Other social services .....	5	(D)	(D)	(D)	AA
<b>87 ex. 8733</b>	<b>Engineering, accounting, research, management, and related services (except noncommercial research organizations)</b> .....	<b>47</b>	<b>13 016</b>	<b>4 664</b>	<b>910</b>	<b>164</b>
871	Engineering, architectural, and surveying services .....	20	7 027	1 973	466	89
872	Accounting, auditing, and bookkeeping services .....	15	3 024	1 260	254	45
873 ex. 8733	Research, development, and testing services (except noncommercial research organizations) .....	3	(D)	(D)	(D)	AA
874	Management and public relations services .....	9	(D)	(D)	(D)	BB
<b>89</b>	<b>Services, n.e.c.</b> .....	<b>2</b>	<b>(D)</b>	<b>(D)</b>	<b>(D)</b>	<b>AA</b>
<b>CHESHIRE COUNTY</b>						
	<b>Total</b> .....	<b>441</b>	<b>192 537</b>	<b>77 465</b>	<b>18 158</b>	<b>4 113</b>
<b>70 ex. 704</b>	<b>Hotels, rooming houses, camps, and other lodging places (except membership lodging)</b> .....	<b>18</b>	<b>5 915</b>	<b>1 553</b>	<b>334</b>	<b>179</b>
7011	Hotels and motels .....	15	5 347	1 481	332	177
7011 pt.	Hotels .....	9	3 571	1 066	251	139
7011 pt.	Motels, motor hotels, and tourist courts .....	6	1 776	415	81	38
702, 3	Other lodging places .....	3	568	72	2	2
<b>72</b>	<b>Personal services</b> .....	<b>54</b>	<b>12 239</b>	<b>4 984</b>	<b>1 225</b>	<b>398</b>
721	Laundry, cleaning, and garment services .....	9	5 534	2 586	628	149
7211	Power laundries, family and commercial* .....	—	—	—	—	—
7213	Linen supply* .....	1	(D)	(D)	(D)	BB
7215	Coin-operated laundries and drycleaning .....	3	(D)	(D)	(D)	AA
7216	Drycleaning plants, except rug cleaning* .....	4	1 576	874	202	53
7217	Carpet and upholstery cleaning .....	1	(D)	(D)	(D)	AA
7218	Industrial laundriers* .....	—	—	—	—	—
7212, 9	Other laundry, cleaning, and garment services* .....	—	—	—	—	—
722	Photographic studios, portrait .....	4	909	257	53	17
723, 4	Beauty and barber shops .....	31	3 782	1 542	373	159
723	Beauty shops .....	29	(D)	(D)	(D)	CC
724	Barber shops .....	2	(D)	(D)	(D)	AA
725	Shoe repair shops and shoeshine parlors .....	—	—	—	—	—
726	Funeral service and crematories .....	3	1 398	430	96	19
729	Miscellaneous personal services .....	7	616	169	75	54
<b>73</b>	<b>Business services</b> .....	<b>73</b>	<b>34 068</b>	<b>13 001</b>	<b>2 762</b>	<b>737</b>
731	Advertising .....	5	800	368	83	18
732	Consumer credit reporting agencies, mercantile reporting agencies, and adjustment and collection agencies .....	3	227	76	19	4
733	Mailing, reproduction, commercial art and photography, and stenographic services .....	6	6 656	1 037	199	35
734	Services to dwellings and other buildings .....	21	6 099	2 524	578	172
735	Miscellaneous equipment rental and leasing .....	6	8 135	1 414	306	58
736	Personnel supply services .....	8	3 739	3 004	748	244
737	Computer programming, data processing, and other computer related services .....	10	2 085	886	222	43
7371, 2, 3	Computer programming, prepackaged software, and integrated systems .....	5	290	58	15	3
7374, 5, 6	Data processing services .....	2	(D)	(D)	(D)	AA
7377, 8, 9	Computer rental and leasing, maintenance, and related services, n.e.c. .....	3	(D)	(D)	(D)	BB
738	Miscellaneous business services .....	14	6 327	3 692	607	163



**Table 6. Summary Statistics for Firms Subject to Federal Income Tax for Counties With 350 Establishments or More: 1992 — Con.**

[Includes only establishments with payroll. For meaning of abbreviations and symbols, see introductory text. For explanation of terms and comparability of 1987 and 1992 censuses, see appendix A. For information on geographic areas followed by ▲, see appendix F]

SIC code	Geographic area and kind of business or operation	Establishments (number)	Receipts (\$1,000)	Annual payroll (\$1,000)	First-quarter payroll (\$1,000)	Paid employees for pay period including March 12 (number)
<b>CHESHIRE COUNTY—Con.</b>						
<b>75</b>	<b>Automotive repair, services, and parking</b> .....	<b>57</b>	<b>16 575</b>	<b>3 424</b>	<b>753</b>	<b>167</b>
751	Automotive rental and leasing, without drivers .....	1	(D)	(D)	(D)	AA
752	Automobile parking .....	—	—	—	—	—
753	Automotive repair shops .....	52	(D)	(D)	(D)	CC
7532	Top, body, and upholstery repair shops and paint shops .....	16	3 751	1 100	240	49
7538	General automotive repair shops .....	27	8 537	1 556	342	80
7533, 4, 6, 7, 9	Other automotive repair shops .....	9	(D)	(D)	(D)	BB
754	Automotive services, except repair .....	4	(D)	(D)	(D)	AA
<b>76</b>	<b>Miscellaneous repair services</b> .....	<b>17</b>	<b>5 478</b>	<b>1 311</b>	<b>296</b>	<b>58</b>
762	Electrical repair shops .....	5	(D)	(D)	(D)	AA
7622	Radio and television repair shops .....	3	(D)	(D)	(D)	AA
7623, 9	Other electrical and electronic repair shops .....	2	(D)	(D)	(D)	AA
763	Watch, clock, and jewelry repair .....	—	—	—	—	—
764	Reupholstery and furniture repair .....	1	(D)	(D)	(D)	AA
769	Miscellaneous repair and related services .....	11	(D)	(D)	(D)	BB
<b>78, 79, 84</b>	<b>Amusement and recreation services, including motion pictures and museums</b> .....	<b>40</b>	<b>22 678</b>	<b>8 160</b>	<b>1 677</b>	<b>456</b>
781, 2	Motion picture production, distribution, and services .....	1	(D)	(D)	(D)	AA
783	Motion picture theaters .....	2	(D)	(D)	(D)	BB
784	Video tape rental .....	9	2 090	663	85	43
792	Theatrical producers (except motion picture), bands, orchestras, and entertainers .....	2	(D)	(D)	(D)	AA
793	Bowling centers .....	2	(D)	(D)	(D)	AA
79 ex. 792, 3; 84	Commercial sports and other amusement and recreation services, including museums .....	24	15 785	5 329	1 053	337
<b>80</b>	<b>Health services</b> .....	<b>74</b>	<b>61 065</b>	<b>29 051</b>	<b>7 503</b>	<b>1 373</b>
801	Offices and clinics of doctors of medicine .....	17	30 420	14 947	3 708	400
802	Offices and clinics of dentists .....	27	8 612	2 860	681	150
803	Offices and clinics of doctors of osteopathy .....	—	—	—	—	—
804	Offices and clinics of other health practitioners .....	18	(D)	(D)	(D)	BB
805	Nursing and personal care facilities .....	7	10 121	4 327	937	329
806	Hospitals .....	2	(D)	(D)	(D)	EE
807, 8, 9	Other health services .....	3	(D)	(D)	(D)	BB
<b>81</b>	<b>Legal services</b> .....	<b>26</b>	<b>9 130</b>	<b>4 661</b>	<b>1 049</b>	<b>146</b>
<b>823, 4, 9</b>	<b>Selected educational services</b> .....	<b>4</b>	<b>(D)</b>	<b>(D)</b>	<b>(D)</b>	<b>AA</b>
<b>83</b>	<b>Social services</b> .....	<b>21</b>	<b>7 036</b>	<b>3 544</b>	<b>860</b>	<b>295</b>
835	Child day care services .....	13	516	239	72	47
832, 3, 6, 9	Other social services .....	8	6 520	3 305	788	248
<b>87 ex. 8733</b>	<b>Engineering, accounting, research, management, and related services (except noncommercial research organizations)</b> .....	<b>55</b>	<b>17 902</b>	<b>7 639</b>	<b>1 668</b>	<b>286</b>
871	Engineering, architectural, and surveying services .....	17	2 258	932	205	47
872	Accounting, auditing, and bookkeeping services .....	17	3 979	1 896	398	62
873 ex. 8733	Research, development, and testing services (except noncommercial research organizations) .....	3	802	219	36	9
874	Management and public relations services .....	18	10 863	4 592	1 029	168
<b>89</b>	<b>Services, n.e.c.</b> .....	<b>2</b>	<b>(D)</b>	<b>(D)</b>	<b>(D)</b>	<b>AA</b>
<b>GRAFTON COUNTY</b>						
	<b>Total</b> .....	<b>733</b>	<b>327 214</b>	<b>137 659</b>	<b>31 721</b>	<b>6 438</b>
<b>70 ex. 704</b>	<b>Hotels, rooming houses, camps, and other lodging places (except membership lodging)</b> .....	<b>100</b>	<b>60 859</b>	<b>19 787</b>	<b>4 575</b>	<b>1 667</b>
7011	Hotels and motels .....	80	55 147	18 545	4 432	1 624
7011 pt.	Hotels .....	36	41 000	15 063	3 742	1 322
7011 pt.	Motels, motor hotels, and tourist courts .....	44	14 147	3 482	690	302
702, 3	Other lodging places .....	20	5 712	1 242	143	43
<b>72</b>	<b>Personal services</b> .....	<b>87</b>	<b>19 717</b>	<b>6 757</b>	<b>1 669</b>	<b>470</b>
721	Laundry, cleaning, and garment services .....	25	10 851	4 144	1 007	228
7211	Power laundries, family and commercial* .....	3	(D)	(D)	(D)	BB
7213	Linen supply* .....	—	—	—	—	—
7215	Coin-operated laundries and drycleaning .....	6	577	243	62	21
7216	Drycleaning plants, except rug cleaning* .....	4	573	249	61	25
7217	Carpet and upholstery cleaning .....	4	304	99	13	10
7218	Industrial launderers* .....	1	(D)	(D)	(D)	BB
7212, 9	Other laundry, cleaning, and garment services* .....	7	(D)	(D)	(D)	AA
722	Photographic studios, portrait .....	2	(D)	(D)	(D)	BB
723, 4	Beauty and barber shops .....	41	4 318	1 692	414	152
723	Beauty shops .....	41	4 318	1 692	414	152
724	Barber shops .....	—	—	—	—	—
725	Shoe repair shops and shoeshine parlors .....	2	(D)	(D)	(D)	AA
726	Funeral service and crematories .....	9	2 827	532	113	19
729	Miscellaneous personal services .....	8	1 108	260	82	46

**Table 6. Summary Statistics for Firms Subject to Federal Income Tax for Counties With 350 Establishments or More: 1992 — Con.**

[Includes only establishments with payroll. For meaning of abbreviations and symbols, see introductory text. For explanation of terms and comparability of 1987 and 1992 censuses, see appendix A. For information on geographic areas followed by ▲, see appendix F]

SIC code	Geographic area and kind of business or operation	Establishments (number)	Receipts (\$1,000)	Annual payroll (\$1,000)	First-quarter payroll (\$1,000)	Paid employees for pay period including March 12 (number)
<b>GRAFTON COUNTY — Con.</b>						
<b>73</b>	<b>Business services .....</b>	<b>105</b>	<b>51 525</b>	<b>22 007</b>	<b>4 160</b>	<b>919</b>
731	Advertising .....	5	890	468	151	14
732	Consumer credit reporting agencies, mercantile reporting agencies, and adjustment and collection agencies .....	1	(D)	(D)	(D)	AA
733	Mailing, reproduction, commercial art and photography, and stenographic services .....	17	4 333	1 424	291	84
734	Services to dwellings and other buildings .....	14	1 652	473	79	35
735	Miscellaneous equipment rental and leasing .....	7	2 231	419	93	24
736	Personnel supply services .....	3	(D)	(D)	(D)	EE
737	Computer programming, data processing, and other computer related services .....	30	33 796	15 982	2 860	355
7371, 2, 3	Computer programming, prepackaged software, and integrated systems .....	23	(D)	(D)	(D)	CC
7374, 5, 6	Data processing services .....	6	(D)	(D)	(D)	CC
7377, 8, 9	Computer rental and leasing, maintenance, and related services, n.e.c. ....	1	(D)	(D)	(D)	AA
738	Miscellaneous business services .....	28	(D)	(D)	(D)	CC
<b>75</b>	<b>Automotive repair, services, and parking .....</b>	<b>61</b>	<b>20 724</b>	<b>5 521</b>	<b>1 333</b>	<b>322</b>
751	Automotive rental and leasing, without drivers .....	7	10 026	3 246	790	185
752	Automobile parking .....	1	(D)	(D)	(D)	AA
753	Automotive repair shops .....	45	(D)	(D)	(D)	CC
7532	Top, body, and upholstery repair shops and paint shops .....	9	1 982	426	106	24
7538	General automotive repair shops .....	33	6 726	1 360	322	73
7533, 4, 6, 7, 9	Other automotive repair shops .....	3	(D)	(D)	(D)	AA
754	Automotive services, except repair .....	8	1 104	288	70	23
<b>76</b>	<b>Miscellaneous repair services .....</b>	<b>21</b>	<b>3 973</b>	<b>1 089</b>	<b>249</b>	<b>54</b>
762	Electrical repair shops .....	9	1 962	444	109	26
7622	Radio and television repair shops .....	5	503	74	20	9
7623, 9	Other electrical and electronic repair shops .....	4	1 459	370	89	17
763	Watch, clock, and jewelry repair .....	—	—	—	—	—
764	Reupholstery and furniture repair .....	1	(D)	(D)	(D)	AA
769	Miscellaneous repair and related services .....	11	(D)	(D)	(D)	BB
<b>78, 79, 84</b>	<b>Amusement and recreation services, including motion pictures and museums .....</b>	<b>58</b>	<b>27 268</b>	<b>8 363</b>	<b>2 511</b>	<b>989</b>
781, 2	Motion picture production, distribution, and services .....	2	(D)	(D)	(D)	AA
783	Motion picture theaters .....	6	2 452	333	81	52
784	Video tape rental .....	16	2 154	353	74	48
792	Theatrical producers (except motion picture), bands, orchestras, and entertainers .....	—	—	—	—	—
793	Bowling centers .....	2	(D)	(D)	(D)	AA
79 ex. 792, 3; 84	Commercial sports and other amusement and recreation services, including museums .....	32	20 996	7 292	2 259	865
<b>80</b>	<b>Health services .....</b>	<b>108</b>	<b>73 146</b>	<b>43 174</b>	<b>10 451</b>	<b>961</b>
801	Offices and clinics of doctors of medicine .....	50	46 197	33 054	8 105	430
802	Offices and clinics of dentists .....	31	11 228	3 878	883	173
803	Offices and clinics of doctors of osteopathy .....	—	—	—	—	—
804	Offices and clinics of other health practitioners .....	20	3 409	752	174	44
805	Nursing and personal care facilities .....	3	(D)	(D)	(D)	EE
806	Hospitals .....	—	—	—	—	—
807, 8, 9	Other health services .....	4	(D)	(D)	(D)	BB
<b>81</b>	<b>Legal services .....</b>	<b>57</b>	<b>13 263</b>	<b>5 250</b>	<b>1 176</b>	<b>209</b>
<b>823, 4, 9</b>	<b>Selected educational services .....</b>	<b>6</b>	<b>577</b>	<b>132</b>	<b>31</b>	<b>7</b>
<b>83</b>	<b>Social services .....</b>	<b>24</b>	<b>3 366</b>	<b>1 287</b>	<b>292</b>	<b>122</b>
835	Child day care services .....	12	758	326	84	36
832, 3, 6, 9	Other social services .....	12	2 608	961	208	86
<b>87 ex. 8733</b>	<b>Engineering, accounting, research, management, and related services (except noncommercial research organizations) .....</b>	<b>101</b>	<b>51 475</b>	<b>23 795</b>	<b>5 122</b>	<b>714</b>
871	Engineering, architectural, and surveying services .....	37	29 824	14 273	3 063	370
872	Accounting, auditing, and bookkeeping services .....	34	10 787	4 039	1 033	231
873 ex. 8733	Research, development, and testing services (except noncommercial research organizations) .....	7	5 665	2 955	542	51
874	Management and public relations services .....	23	5 199	2 528	484	62
<b>89</b>	<b>Services, n.e.c. ....</b>	<b>5</b>	<b>1 321</b>	<b>497</b>	<b>152</b>	<b>4</b>

**Table 6. Summary Statistics for Firms Subject to Federal Income Tax for Counties With 350 Establishments or More: 1992 — Con.**

[Includes only establishments with payroll. For meaning of abbreviations and symbols, see introductory text. For explanation of terms and comparability of 1987 and 1992 censuses, see appendix A. For information on geographic areas followed by ▲, see appendix F]

SIC code	Geographic area and kind of business or operation	Establishments (number)	Receipts (\$1,000)	Annual payroll (\$1,000)	First-quarter payroll (\$1,000)	Paid employees for pay period including March 12 (number)
<b>HILLSBOROUGH COUNTY</b>						
	<b>Total</b> .....	<b>2 961</b>	<b>1 641 213</b>	<b>702 267</b>	<b>151 885</b>	<b>28 832</b>
<b>70 ex. 704</b>	<b>Hotels, rooming houses, camps, and other lodging places (except membership lodging)</b> .....	<b>45</b>	<b>54 546</b>	<b>14 820</b>	<b>3 345</b>	<b>1 416</b>
7011	Hotels and motels .....	32	50 854	13 851	3 187	1 346
7011 pt.	Hotels .....	15	44 519	12 242	2 990	1 255
7011 pt.	Hotels, 25 guestrooms or more .....	14	(D)	(D)	(D)	GG
7011 pt.	Hotels, less than 25 guestrooms .....	1	(D)	(D)	(D)	AA
7011 pt.	Motels, motor hotels, and tourist courts .....	17	6 335	1 609	197	91
7011 pt.	Motels, tourist courts .....	16	(D)	(D)	(D)	BB
7011 pt.	Motor hotels .....	1	(D)	(D)	(D)	AA
702, 3	Other lodging places .....	13	3 692	969	158	70
702	Rooming and boarding houses .....	1	(D)	(D)	(D)	BB
703	Camps and recreational vehicle parks .....	12	(D)	(D)	(D)	BB
<b>72</b>	<b>Personal services</b> .....	<b>315</b>	<b>79 335</b>	<b>27 462</b>	<b>6 368</b>	<b>1 980</b>
721	Laundry, cleaning, and garment services .....	78	40 990	13 722	3 290	907
7211	Power laundries, family and commercial* .....	2	(D)	(D)	(D)	CC
7213	Linen supply* .....	1	(D)	(D)	(D)	AA
7215	Coin-operated laundries and drycleaning .....	20	2 483	488	113	76
7216	Drycleaning plants, except rug cleaning* .....	29	5 480	1 952	468	208
7217	Carpet and upholstery cleaning .....	15	2 162	789	174	77
7218	Industrial laundries* .....	6	(D)	(D)	(D)	EE
7212, 9	Other laundry, cleaning, and garment services* .....	5	(D)	(D)	(D)	BB
7212	Garment pressing, and agents for laundries and drycleaners .....	3	326	92	19	11
7219	Laundry and garment services, n.e.c.* .....	2	(D)	(D)	(D)	BB
722	Photographic studios, portrait .....	23	6 413	1 616	354	125
723, 4	Beauty and barber shops .....	158	17 969	7 538	1 747	687
723	Beauty shops .....	151	17 413	7 358	1 708	673
724	Barber shops .....	7	556	180	39	14
725	Shoe repair shops and shoeshine parlors .....	2	(D)	(D)	(D)	AA
726	Funeral service and crematories .....	20	7 370	2 093	486	69
729	Miscellaneous personal services .....	34	(D)	(D)	(D)	CC
7291	Tax return preparation services .....	10	1 864	1 052	173	47
7299	Miscellaneous personal services, n.e.c. .....	24	(D)	(D)	(D)	CC
<b>73</b>	<b>Business services</b> .....	<b>633</b>	<b>489 258</b>	<b>225 892</b>	<b>48 085</b>	<b>10 081</b>
731	Advertising .....	24	16 054	4 224	768	96
7311	Advertising agencies .....	20	15 109	4 026	739	91
7312	Outdoor advertising services .....	—	—	—	—	—
7313	Radio, television, publishers' advertising representatives .....	3	(D)	(D)	(D)	AA
7319	Advertising, n.e.c. .....	1	(D)	(D)	(D)	AA
732	Consumer credit reporting agencies, mercantile reporting agencies, and adjustment and collection agencies .....	13	10 735	3 280	810	146
7322	Adjustment and collection services .....	8	(D)	(D)	(D)	BB
7323	Credit reporting services .....	5	(D)	(D)	(D)	BB
733	Mailing, reproduction, commercial art and photography, and stenographic services .....	49	22 904	7 645	1 783	358
7331	Direct mail advertising services .....	8	11 387	4 992	1 185	235
7334	Photocopying and duplicating services .....	7	2 512	830	156	46
7335, 6	Commercial photography, art, and graphics .....	28	7 150	1 702	414	68
7335	Commercial photography .....	7	1 540	203	42	8
7336	Commercial art and graphic design .....	21	5 610	1 499	372	60
7338	Secretarial and court reporting services .....	6	1 855	121	28	9
734	Services to dwellings and other buildings .....	102	17 700	7 969	1 813	797
7342	Disinfecting and pest control services .....	4	(D)	(D)	(D)	BB
7349	Building cleaning and maintenance services, n.e.c. .....	98	(D)	(D)	(D)	FF
735	Miscellaneous equipment rental and leasing .....	42	17 245	5 186	1 024	221
7352	Medical equipment rental and leasing .....	5	2 819	587	145	39
7353	Heavy construction equipment rental and leasing .....	15	6 693	2 038	342	68
7359	Equipment rental and leasing, n.e.c. .....	22	7 733	2 561	537	114
736	Personnel supply services .....	66	159 864	109 723	22 468	5 929
7361	Employment agencies .....	24	10 201	5 773	1 186	262
7363	Help supply services .....	42	149 663	103 950	21 282	5 667
7363 pt.	Temporary help supply .....	36	(D)	(D)	(D)	GG
7363 pt.	Help supply, except temporary .....	6	(D)	(D)	(D)	HH
737	Computer programming, data processing, and other computer related services .....	218	182 655	66 543	14 659	1 452
7371, 2, 3	Computer programming, prepackaged software, and integrated systems .....	153	132 262	51 490	11 652	1 096
7371	Computer programming services .....	101	55 244	24 209	5 796	553
7372	Prepackaged software .....	34	38 310	15 629	3 076	274
7373	Computer integrated systems .....	18	38 708	11 652	2 780	269
7374, 5, 6	Data processing services .....	14	18 428	4 147	674	116
7374, 5	Computer processing, information retrieval .....	13	(D)	(D)	(D)	CC
7376	Computer facilities management services .....	1	(D)	(D)	(D)	AA
7377, 8, 9	Computer rental and leasing, maintenance, and related services, n.e.c. .....	51	31 965	10 906	2 333	240
7377	Computer rental and leasing .....	3	(D)	(D)	(D)	AA
7378	Computer maintenance and repair .....	13	19 699	5 344	1 050	106
7379	Computer related services, n.e.c. .....	35	(D)	(D)	(D)	CC

**Table 6. Summary Statistics for Firms Subject to Federal Income Tax for Counties With 350 Establishments or More: 1992 — Con.**

[Includes only establishments with payroll. For meaning of abbreviations and symbols, see introductory text. For explanation of terms and comparability of 1987 and 1992 censuses, see appendix A. For information on geographic areas followed by ▲, see appendix F]

SIC code	Geographic area and kind of business or operation	Establishments (number)	Receipts (\$1,000)	Annual payroll (\$1,000)	First-quarter payroll (\$1,000)	Paid employees for pay period including March 12 (number)
<b>HILLSBOROUGH COUNTY—Con.</b>						
<b>73</b>	<b>Business services—Con.</b>					
738	Miscellaneous business services .....	119	62 101	21 322	4 760	1 082
7381, 2	Detective agencies and protective services .....	20	15 372	6 436	1 511	329
7381	Detective, guard, and armored car services .....	9	5 261	3 094	738	218
7382	Security systems services .....	11	10 111	3 342	773	111
7383	News syndicates .....	1	(D)	(D)	(D)	AA
7384	Photofinishing laboratories* .....	19	6 133	2 155	484	114
7389	Business services, n.e.c. ....	79	(D)	(D)	(D)	FF
7389 pt.	Sign painting shops .....	4	692	230	54	9
7389 pt.	Interior designing .....	7	2 233	400	90	19
7389 pt.	Telephone answering services .....	11	5 285	2 076	369	130
7389 pt.	Other business services .....	57	(D)	(D)	(D)	EE
<b>75</b>	<b>Automotive repair, services, and parking .....</b>	<b>234</b>	<b>85 424</b>	<b>21 013</b>	<b>4 995</b>	<b>1 057</b>
751	Automotive rental and leasing, without drivers .....	23	(D)	(D)	(D)	CC
7513	Truck rental and leasing, without drivers .....	10	(D)	(D)	(D)	BB
7514, 5	Passenger car rental and leasing .....	13	(D)	(D)	(D)	BB
7514	Passenger car rental .....	12	(D)	(D)	(D)	BB
7515	Passenger car leasing .....	1	(D)	(D)	(D)	AA
7519	Utility trailer and recreational vehicle rental .....	—	—	—	—	—
752	Automobile parking .....	6	(D)	(D)	(D)	BB
753	Automotive repair shops .....	176	60 875	15 771	3 701	745
7532	Top, body, and upholstery repair shops and paint shops .....	51	18 163	5 632	1 410	275
7532 pt.	Top and body repair shops .....	49	(D)	(D)	(D)	EE
7532 pt.	Paint shops .....	2	(D)	(D)	(D)	AA
7538	General automotive repair shops .....	90	28 432	6 202	1 427	311
7538 pt.	General automotive repair shops, except diesel .....	81	24 130	5 010	1 159	258
7538 pt.	Diesel repair shops .....	9	4 302	1 192	268	53
7533, 4, 6, 7, 9	Other automotive repair shops .....	35	14 280	3 937	864	159
7533	Automotive exhaust system repair shops .....	4	(D)	(D)	(D)	BB
7534	Tire retreading and repair shops .....	—	—	—	—	—
7536	Automotive glass replacement shops .....	4	(D)	(D)	(D)	AA
7537	Automotive transmission repair shops .....	10	3 163	1 156	239	43
7539	Automotive repair shops, n.e.c. ....	17	(D)	(D)	(D)	BB
7539 pt.	Radiator repair .....	2	(D)	(D)	(D)	AA
7539 pt.	Brake, front end, and wheel alignment .....	7	(D)	(D)	(D)	BB
7539 pt.	Automotive electrical and fuel system services .....	7	(D)	(D)	(D)	BB
7539 pt.	Other automotive repair shops, n.e.c. ....	1	(D)	(D)	(D)	AA
754	Automotive services, except repair .....	29	7 589	2 376	615	168
7542	Carwashes .....	15	4 063	1 407	387	105
7549	Automotive services, except repair and carwashes .....	14	3 526	969	228	63
<b>76</b>	<b>Miscellaneous repair services .....</b>	<b>113</b>	<b>48 402</b>	<b>16 528</b>	<b>3 919</b>	<b>696</b>
762	Electrical repair shops .....	36	13 967	5 167	1 221	247
7622	Radio and television repair shops .....	10	1 870	529	123	27
7623, 9	Other electrical and electronic repair shops .....	26	12 097	4 638	1 098	220
7623	Refrigeration and air-conditioning service and repair shops .....	3	994	371	102	13
7629	Electrical and electronic repair shops, n.e.c. ....	23	11 103	4 267	996	207
763	Watch, clock, and jewelry repair .....	4	(D)	(D)	(D)	AA
764	Reupholstery and furniture repair .....	6	765	214	51	15
769	Miscellaneous repair and related services .....	67	(D)	(D)	(D)	EE
7692	Welding repair .....	2	(D)	(D)	(D)	AA
7694	Armature rewinding shops .....	3	2 766	911	193	35
7699	Repair shops and related services, n.e.c. ....	62	(D)	(D)	(D)	EE
<b>78, 79, 84</b>	<b>Amusement and recreation services, including motion pictures and museums .....</b>	<b>163</b>	<b>65 213</b>	<b>17 360</b>	<b>3 793</b>	<b>1 350</b>
781, 2	Motion picture production, distribution, and services .....	6	896	408	135	13
783	Motion picture theaters .....	7	6 800	1 563	313	144
7832	Motion picture theaters, except drive-in .....	6	(D)	(D)	(D)	CC
7833	Drive-in motion picture theaters .....	1	(D)	(D)	(D)	AA
784	Video tape rental .....	51	10 063	1 971	494	259
792	Theatrical producers (except motion picture), bands, orchestras, and entertainers .....	9	2 477	368	74	31
7922	Theatrical producers (except motion picture) and miscellaneous theatrical services .....	4	(D)	(D)	(D)	AA
7929	Bands, orchestras, actors, and other entertainers and entertainment groups .....	5	(D)	(D)	(D)	BB
793	Bowling centers .....	10	4 991	1 648	324	87
79 ex. 792, 3, 84	Commercial sports and other amusement and recreation services, including museums .....	80	39 986	11 402	2 453	816
794	Commercial sports .....	2	(D)	(D)	(D)	AA
7941	Professional sports clubs, managers, promoters .....	—	—	—	—	—
7948	Racing, including track operation .....	2	(D)	(D)	(D)	AA
79 ex. 792, 3, 4, 84	Other amusement and recreation services, including museums .....	78	(D)	(D)	(D)	FF
791	Dance studios, schools, and halls .....	9	1 193	361	94	53
7991	Physical fitness facilities .....	14	3 218	1 064	298	158
7992	Public golf courses .....	7	6 186	2 073	308	98
7993	Coin-operated amusement devices .....	10	12 335	3 200	653	180
7996	Amusement parks .....	1	(D)	(D)	(D)	AA
7997	Membership sports and recreation clubs .....	7	7 461	2 844	625	176
7999, 84	Amusement and recreation services, including museums, n.e.c. ....	30	(D)	(D)	(D)	CC
7999 pt.	Concession operators of amusement devices and rides .....	—	—	—	—	—
7999 pt.	Carnivals, circuses, and fairs .....	3	(D)	(D)	(D)	AA
7999 pt., 84	Other recreation and amusements, including museums .....	27	(D)	(D)	(D)	CC

**Table 6. Summary Statistics for Firms Subject to Federal Income Tax for Counties With 350 Establishments or More: 1992 — Con.**

[Includes only establishments with payroll. For meaning of abbreviations and symbols, see introductory text. For explanation of terms and comparability of 1987 and 1992 censuses, see appendix A. For information on geographic areas followed by ▲, see appendix F]

SIC code	Geographic area and kind of business or operation	Establishments (number)	Receipts (\$1,000)	Annual payroll (\$1,000)	First-quarter payroll (\$1,000)	Paid employees for pay period including March 12 (number)
<b>HILLSBOROUGH COUNTY — Con.</b>						
<b>80</b>	<b>Health services</b> .....	<b>632</b>	<b>403 926</b>	<b>189 909</b>	<b>41 092</b>	<b>6 370</b>
801	Offices and clinics of doctors of medicine .....	262	181 708	102 867	21 007	1 853
8011 pt.	Offices of doctors of medicine .....	250	158 921	87 947	17 498	1 643
8011 pt.	General medical clinics .....	12	22 787	14 920	3 509	210
802	Offices and clinics of dentists .....	178	59 973	22 163	4 814	955
803	Offices and clinics of doctors of osteopathy .....	2	(D)	(D)	(D)	AA
804	Offices and clinics of other health practitioners .....	107	30 196	10 286	2 277	425
8041	Offices and clinics of chiropractors .....	34	6 977	2 013	483	103
8042	Offices and clinics of optometrists .....	25	7 620	2 046	461	103
8043	Offices and clinics of podiatrists .....	9	1 917	629	131	22
8049	Offices and clinics of health practitioners, n.e.c. ....	39	13 682	5 598	1 202	197
805	Nursing and personal care facilities .....	19	60 945	28 861	6 746	1 760
8051	Skilled nursing care facilities .....	6	30 819	13 770	3 134	737
8052	Intermediate care facilities .....	11	(D)	(D)	(D)	FF
8059	Nursing and personal care facilities, n.e.c. ....	2	(D)	(D)	(D)	BB
806	Hospitals .....	2	(D)	(D)	(D)	EE
8062	General medical and surgical hospitals .....	—	—	—	—	—
8063, 9	Specialty hospitals .....	2	(D)	(D)	(D)	EE
807, 8, 9	Other health services .....	62	(D)	(D)	(D)	FF
807	Medical and dental laboratories .....	34	22 577	7 994	1 961	361
8071	Medical laboratories .....	15	16 119	5 298	1 320	237
8072	Dental laboratories .....	19	6 458	2 696	641	124
808	Home health care services .....	13	10 022	5 257	1 220	473
809	Miscellaneous health and allied services, n.e.c. ....	15	(D)	(D)	(D)	BB
8092	Kidney dialysis centers .....	1	(D)	(D)	(D)	AA
8093	Specialty outpatient facilities, n.e.c. ....	10	(D)	(D)	(D)	BB
8099	Health and allied services, n.e.c. ....	4	876	387	66	18
<b>81</b>	<b>Legal services</b> .....	<b>219</b>	<b>150 445</b>	<b>76 315</b>	<b>15 247</b>	<b>1 806</b>
<b>823, 4, 9</b>	<b>Selected educational services</b> .....	<b>31</b>	<b>13 997</b>	<b>5 949</b>	<b>1 562</b>	<b>297</b>
823	Libraries .....	—	—	—	—	—
824	Vocational schools .....	10	8 833	4 818	1 334	204
829	Schools and educational services, n.e.c. ....	21	5 164	1 131	228	93
<b>83</b>	<b>Social services</b> .....	<b>119</b>	<b>32 924</b>	<b>15 116</b>	<b>3 607</b>	<b>1 220</b>
835	Child day care services .....	79	13 580	7 191	1 718	739
832, 3, 6, 9	Other social services .....	40	19 344	7 925	1 889	481
<b>87 ex. 8733</b>	<b>Engineering, accounting, research, management, and related services (except noncommercial research organizations)</b> .....	<b>436</b>	<b>206 429</b>	<b>86 299</b>	<b>18 690</b>	<b>2 406</b>
871	Engineering, architectural, and surveying services .....	134	78 574	30 875	6 911	888
8711	Engineering services .....	93	63 890	24 985	5 521	677
8712	Architectural services .....	20	10 948	4 118	913	113
8713	Surveying services .....	21	3 736	1 772	477	98
872	Accounting, auditing, and bookkeeping services .....	126	38 696	16 887	3 754	569
873 ex. 8733	Research, development, and testing services (except noncommercial research organizations) .....	30	25 038	11 216	2 597	322
8731	Commercial physical and biological research .....	11	(D)	(D)	(D)	BB
8732	Commercial economic, sociological, and educational research .....	5	(D)	(D)	(D)	BB
8734	Testing laboratories .....	14	14 062	5 937	1 557	198
874	Management and public relations services .....	146	64 121	27 321	5 428	627
8741	Management services .....	39	27 938	13 069	2 591	285
8742	Management consulting services .....	83	31 535	12 221	2 405	281
8743	Public relations services .....	4	(D)	(D)	(D)	AA
8744	Facilities support management services .....	2	(D)	(D)	(D)	AA
8748	Business consulting services, n.e.c. ....	18	2 828	1 268	232	34
<b>89</b>	<b>Services, n.e.c.</b> .....	<b>21</b>	<b>11 314</b>	<b>5 604</b>	<b>1 182</b>	<b>153</b>
<b>MERRIMACK COUNTY</b>						
	<b>Total</b> .....	<b>980</b>	<b>520 756</b>	<b>191 546</b>	<b>42 266</b>	<b>7 639</b>
<b>70 ex. 704</b>	<b>Hotels, rooming houses, camps, and other lodging places (except membership lodging)</b> .....	<b>34</b>	<b>11 635</b>	<b>2 617</b>	<b>597</b>	<b>261</b>
7011	Hotels and motels .....	28	(D)	(D)	(D)	EE
7011 pt.	Hotels .....	12	7 525	1 548	385	149
7011 pt.	Motels, motor hotels, and tourist courts .....	16	(D)	(D)	(D)	CC
702, 3	Other lodging places .....	6	(D)	(D)	(D)	AA

**Table 6. Summary Statistics for Firms Subject to Federal Income Tax for Counties With 350 Establishments or More: 1992 — Con.**

[Includes only establishments with payroll. For meaning of abbreviations and symbols, see introductory text. For explanation of terms and comparability of 1987 and 1992 censuses, see appendix A. For information on geographic areas followed by ▲, see appendix F]

SIC code	Geographic area and kind of business or operation	Establishments (number)	Receipts (\$1,000)	Annual payroll (\$1,000)	First-quarter payroll (\$1,000)	Paid employees for pay period including March 12 (number)
<b>MERRIMACK COUNTY — Con.</b>						
<b>72</b>	<b>Personal services</b> .....	<b>107</b>	<b>18 283</b>	<b>6 321</b>	<b>1 628</b>	<b>718</b>
721	Laundry, cleaning, and garment services .....	21	3 764	1 453	317	124
7211	Power laundries, family and commercial* .....	1	(D)	(D)	(D)	AA
7213	Linen supply* .....	—	—	—	—	—
7215	Coin-operated laundries and drycleaning .....	9	959	165	48	33
7216	Drycleaning plants, except rug cleaning* .....	8	2 475	1 197	248	82
7217	Carpet and upholstery cleaning .....	2	(D)	(D)	(D)	AA
7218	Industrial laundriers* .....	—	—	—	—	—
7212, 9	Other laundry, cleaning, and garment services* .....	1	(D)	(D)	(D)	AA
722	Photographic studios, portrait .....	5	4 179	865	241	45
723, 4	Beauty and barber shops .....	64	5 660	2 370	531	231
723	Beauty shops .....	62	(D)	(D)	(D)	CC
724	Barber shops .....	2	(D)	(D)	(D)	AA
725	Shoe repair shops and shoeshine parlors .....	1	(D)	(D)	(D)	AA
726	Funeral service and crematories .....	8	2 525	455	110	21
729	Miscellaneous personal services .....	8	(D)	(D)	(D)	EE
<b>73</b>	<b>Business services</b> .....	<b>154</b>	<b>100 095</b>	<b>38 104</b>	<b>8 090</b>	<b>1 513</b>
731	Advertising .....	9	1 602	878	186	27
732	Consumer credit reporting agencies, mercantile reporting agencies, and adjustment and collection agencies .....	1	(D)	(D)	(D)	AA
733	Mailing, reproduction, commercial art and photography, and stenographic services .....	13	5 075	1 554	312	36
734	Services to dwellings and other buildings .....	35	6 724	2 360	513	221
735	Miscellaneous equipment rental and leasing .....	15	10 054	2 004	475	86
736	Personnel supply services .....	10	(D)	(D)	(D)	EE
737	Computer programming, data processing, and other computer related services .....	38	58 587	20 329	5 065	687
7371, 2, 3	Computer programming, prepackaged software, and integrated systems .....	19	28 758	11 000	2 623	299
7374, 5, 6	Data processing services .....	9	21 628	6 289	1 808	298
7377, 8, 9	Computer rental and leasing, maintenance, and related services, n.e.c. ....	10	8 201	3 040	634	90
738	Miscellaneous business services .....	33	(D)	(D)	(D)	CC
<b>75</b>	<b>Automotive repair, services, and parking</b> .....	<b>86</b>	<b>89 724</b>	<b>9 923</b>	<b>2 504</b>	<b>594</b>
751	Automotive rental and leasing, without drivers .....	5	(D)	(D)	(D)	EE
752	Automobile parking .....	—	—	—	—	—
753	Automotive repair shops .....	68	(D)	(D)	(D)	CC
7532	Top, body, and upholstery repair shops and paint shops .....	24	(D)	(D)	(D)	CC
7538	General automotive repair shops .....	38	7 461	1 536	336	77
7533, 4, 6, 7, 9	Other automotive repair shops .....	6	(D)	(D)	(D)	BB
754	Automotive services, except repair .....	13	(D)	(D)	(D)	BB
<b>76</b>	<b>Miscellaneous repair services</b> .....	<b>43</b>	<b>18 358</b>	<b>5 927</b>	<b>1 385</b>	<b>248</b>
762	Electrical repair shops .....	6	6 785	2 734	643	97
7622	Radio and television repair shops .....	1	(D)	(D)	(D)	AA
7623, 9	Other electrical and electronic repair shops .....	5	(D)	(D)	(D)	BB
763	Watch, clock, and jewelry repair .....	1	(D)	(D)	(D)	AA
764	Reupholstery and furniture repair .....	4	345	75	17	6
769	Miscellaneous repair and related services .....	32	(D)	(D)	(D)	CC
<b>78, 79, 84</b>	<b>Amusement and recreation services, including motion pictures and museums</b> .....	<b>63</b>	<b>19 224</b>	<b>5 174</b>	<b>1 454</b>	<b>643</b>
781, 2	Motion picture production, distribution, and services .....	2	(D)	(D)	(D)	AA
783	Motion picture theaters .....	3	(D)	(D)	(D)	BB
784	Video tape rental .....	22	3 459	729	177	89
792	Theatrical producers (except motion picture), bands, orchestras, and entertainers .....	1	(D)	(D)	(D)	AA
793	Bowling centers .....	1	(D)	(D)	(D)	AA
79 ex. 792, 3, 84	Commercial sports and other amusement and recreation services, including museums .....	34	12 723	3 819	1 140	499
<b>80</b>	<b>Health services</b> .....	<b>196</b>	<b>114 293</b>	<b>54 009</b>	<b>11 913</b>	<b>1 665</b>
801	Offices and clinics of doctors of medicine .....	74	58 131	31 985	6 837	621
802	Offices and clinics of dentists .....	56	19 389	6 916	1 605	268
803	Offices and clinics of doctors of osteopathy .....	—	—	—	—	—
804	Offices and clinics of other health practitioners .....	33	7 710	2 781	598	113
805	Nursing and personal care facilities .....	10	(D)	(D)	(D)	EE
806	Hospitals .....	1	(D)	(D)	(D)	AA
807, 8, 9	Other health services .....	22	(D)	(D)	(D)	CC
<b>81</b>	<b>Legal services</b> .....	<b>91</b>	<b>61 474</b>	<b>30 074</b>	<b>6 320</b>	<b>761</b>
<b>823, 4, 9</b>	<b>Selected educational services</b> .....	<b>10</b>	<b>6 351</b>	<b>981</b>	<b>275</b>	<b>54</b>
<b>83</b>	<b>Social services</b> .....	<b>45</b>	<b>7 031</b>	<b>3 299</b>	<b>787</b>	<b>286</b>
835	Child day care services .....	30	3 245	1 641	383	150
832, 3, 6, 9	Other social services .....	15	3 786	1 658	404	136

**Table 6. Summary Statistics for Firms Subject to Federal Income Tax for Counties With 350 Establishments or More: 1992 — Con.**

[Includes only establishments with payroll. For meaning of abbreviations and symbols, see introductory text. For explanation of terms and comparability of 1987 and 1992 censuses, see appendix A. For information on geographic areas followed by ▲, see appendix F]

SIC code	Geographic area and kind of business or operation	Establishments (number)	Receipts (\$1,000)	Annual payroll (\$1,000)	First-quarter payroll (\$1,000)	Paid employees for pay period including March 12 (number)
<b>MERRIMACK COUNTY — Con.</b>						
<b>87 ex. 8733</b>	<b>Engineering, accounting, research, management, and related services (except noncommercial research organizations) -----</b>	<b>141</b>	<b>70 659</b>	<b>33 165</b>	<b>6 883</b>	<b>861</b>
871	Engineering, architectural, and surveying services -----	49	27 977	12 241	2 681	342
872	Accounting, auditing, and bookkeeping services -----	38	11 078	5 941	1 139	184
873 ex. 8733	Research, development, and testing services (except noncommercial research organizations) -----	10	5 551	2 216	357	59
874	Management and public relations services -----	44	26 053	12 767	2 706	276
<b>89</b>	<b>Services, n.e.c. -----</b>	<b>10</b>	<b>3 629</b>	<b>1 952</b>	<b>430</b>	<b>35</b>
<b>ROCKINGHAM COUNTY</b>						
<b>Total -----</b>		<b>2 193</b>	<b>1 264 509</b>	<b>483 468</b>	<b>104 977</b>	<b>21 234</b>
<b>70 ex. 704</b>	<b>Hotels, rooming houses, camps, and other lodging places (except membership lodging) -----</b>	<b>94</b>	<b>64 086</b>	<b>11 805</b>	<b>2 365</b>	<b>743</b>
7011	Hotels and motels -----	81	59 138	10 923	2 248	704
7011 pt.	Hotels -----	31	43 001	7 445	1 677	465
7011 pt.	Hotels, 25 guestrooms or more -----	21	42 143	7 313	1 653	454
7011 pt.	Hotels, less than 25 guestrooms -----	10	858	132	54	11
7011 pt.	Motels, motor hotels, and tourist courts -----	50	16 137	3 475	271	239
7011 pt.	Motels, tourist courts -----	35	9 886	2 016	297	133
7011 pt.	Motor hotels -----	15	6 251	1 462	274	106
702, 3	Other lodging places -----	13	4 948	882	117	39
702	Rooming and boarding houses -----	—	—	—	—	—
703	Camps and recreational vehicle parks -----	13	4 948	882	117	39
<b>72</b>	<b>Personal services -----</b>	<b>230</b>	<b>37 727</b>	<b>13 318</b>	<b>2 985</b>	<b>1 184</b>
721	Laundry, cleaning, and garment services -----	46	10 894	3 196	759	257
7211	Power laundries, family and commercial* -----	1	(D)	(D)	(D)	AA
7213	Linen supply* -----	1	(D)	(D)	(D)	AA
7215	Coin-operated laundries and drycleaning -----	13	1 919	477	120	54
7216	Drycleaning plants, except rug cleaning* -----	18	4 010	1 362	297	128
7217	Carpet and upholstery cleaning -----	8	1 397	482	112	30
7218	Industrial launderers* -----	2	(D)	(D)	(D)	AA
7212, 9	Other laundry, cleaning, and garment services* -----	3	(D)	(D)	(D)	AA
7212	Garment pressing, and agents for laundries and drycleaners -----	3	(D)	(D)	(D)	AA
7219	Laundry and garment services, n.e.c.* -----	—	—	—	—	—
722	Photographic studios, portrait -----	16	2 883	646	141	60
723, 4	Beauty and barber shops -----	123	15 716	6 732	1 546	644
723	Beauty shops -----	120	15 298	6 543	1 499	631
724	Barber shops -----	3	418	189	47	13
725	Shoe repair shops and shoeshine parlors -----	1	(D)	(D)	(D)	AA
726	Funeral service and crematories -----	10	4 311	1 477	254	42
729	Miscellaneous personal services -----	34	(D)	(D)	(D)	CC
7291	Tax return preparation services -----	8	605	204	65	53
7299	Miscellaneous personal services, n.e.c. -----	26	(D)	(D)	(D)	CC
<b>73</b>	<b>Business services -----</b>	<b>433</b>	<b>326 608</b>	<b>142 162</b>	<b>29 232</b>	<b>7 522</b>
731	Advertising -----	23	7 251	1 739	349	81
7311	Advertising agencies -----	18	5 599	1 326	279	48
7312	Outdoor advertising services -----	—	—	—	—	—
7313	Radio, television, publishers' advertising representatives -----	1	(D)	(D)	(D)	AA
7319	Advertising, n.e.c. -----	4	(D)	(D)	(D)	BB
732	Consumer credit reporting agencies, mercantile reporting agencies, and adjustment and collection agencies -----	5	5 611	2 224	494	65
7322	Adjustment and collection services -----	4	(D)	(D)	(D)	BB
7323	Credit reporting services -----	1	(D)	(D)	(D)	AA
733	Mailing, reproduction, commercial art and photography, and stenographic services -----	38	9 240	1 816	459	127
7331	Direct mail advertising services -----	6	3 966	414	71	22
7334	Photocopying and duplicating services -----	5	1 030	190	49	20
7335, 6	Commercial photography, art, and graphics -----	17	3 314	777	228	51
7335	Commercial photography -----	5	1 474	461	100	21
7336	Commercial art and graphic design -----	12	1 840	316	128	30
7338	Secretarial and court reporting services -----	10	930	435	111	34
734	Services to dwellings and other buildings -----	70	13 352	6 458	1 285	590
7342	Disinfecting and pest control services -----	8	1 992	723	106	24
7349	Building cleaning and maintenance services, n.e.c. -----	62	11 360	5 735	1 179	566
735	Miscellaneous equipment rental and leasing -----	31	13 703	3 703	761	137
7352	Medical equipment rental and leasing -----	5	4 079	897	178	23
7353	Heavy construction equipment rental and leasing -----	9	3 047	910	177	29
7359	Equipment rental and leasing, n.e.c. -----	17	6 577	1 896	406	85
736	Personnel supply services -----	61	93 439	69 312	13 308	4 931
7361	Employment agencies -----	28	20 901	13 260	2 141	259
7363	Help supply services -----	33	72 538	56 052	11 167	4 672
7363 pt.	Temporary help supply -----	31	(D)	(D)	(D)	HH
7363 pt.	Help supply, except temporary -----	2	(D)	(D)	(D)	GG

**Table 6. Summary Statistics for Firms Subject to Federal Income Tax for Counties With 350 Establishments or More: 1992 — Con.**

[Includes only establishments with payroll. For meaning of abbreviations and symbols, see introductory text. For explanation of terms and comparability of 1987 and 1992 censuses, see appendix A. For information on geographic areas followed by ▲, see appendix F]

SIC code	Geographic area and kind of business or operation	Establishments (number)	Receipts (\$1,000)	Annual payroll (\$1,000)	First-quarter payroll (\$1,000)	Paid employees for pay period including March 12 (number)
<b>ROCKINGHAM COUNTY — Con.</b>						
<b>73</b>	<b>Business services — Con.</b>					
737	Computer programming, data processing, and other computer related services -----	128	155 482	45 443	9 957	987
7371, 2, 3	Computer programming, prepackaged software, and integrated systems -----	81	60 092	27 082	5 849	533
7371	Computer programming services -----	50	47 366	22 824	5 007	421
7372	Prepackaged software -----	17	5 972	2 731	540	65
7373	Computer integrated systems -----	14	6 754	1 527	302	47
7374, 5, 6	Data processing services -----	14	(D)	(D)	(D)	EE
7374, 5	Computer processing, information retrieval -----	12	(D)	(D)	(D)	EE
7376	Computer facilities management services -----	2	(D)	(D)	(D)	AA
7377, 8, 9	Computer rental and leasing, maintenance, and related services, n.e.c. -----	33	(D)	(D)	(D)	CC
7377	Computer rental and leasing -----	—	—	—	—	—
7378	Computer maintenance and repair -----	9	9 820	4 294	967	97
7379	Computer related services, n.e.c. -----	24	(D)	(D)	(D)	BB
738	Miscellaneous business services -----	77	28 530	11 467	2 619	604
7381, 2	Detective agencies and protective services -----	12	9 184	6 375	1 495	313
7381	Detective, guard, and armored car services -----	10	(D)	(D)	(D)	EE
7382	Security systems services -----	2	(D)	(D)	(D)	AA
7383	News syndicates -----	1	(D)	(D)	(D)	AA
7384	Photofinishing laboratories* -----	10	2 195	737	225	63
7389	Business services, n.e.c. -----	54	(D)	(D)	(D)	CC
7389 pt.	Sign painting shops -----	2	(D)	(D)	(D)	AA
7389 pt.	Interior designing -----	6	608	108	29	9
7389 pt.	Telephone answering services -----	3	(D)	(D)	(D)	BB
7389 pt.	Other business services -----	43	14 787	3 789	764	186
<b>75</b>	<b>Automotive repair, services, and parking -----</b>	<b>181</b>	<b>125 978</b>	<b>24 669</b>	<b>5 848</b>	<b>1 108</b>
751	Automotive rental and leasing, without drivers -----	16	(D)	(D)	(D)	EE
7513	Truck rental and leasing, without drivers -----	6	(D)	(D)	(D)	EE
7514, 5	Passenger car rental and leasing -----	9	(D)	(D)	(D)	BB
7514	Passenger car rental -----	7	(D)	(D)	(D)	BB
7515	Passenger car leasing -----	2	(D)	(D)	(D)	AA
7519	Utility trailer and recreational vehicle rental -----	1	(D)	(D)	(D)	AA
752	Automobile parking -----	—	—	—	—	—
753	Automotive repair shops -----	145	55 039	13 661	3 347	651
7532	Top, body, and upholstery repair shops and paint shops -----	40	14 823	4 535	1 128	229
7532 pt.	Top and body repair shops -----	40	14 823	4 535	1 128	229
7532 pt.	Paint shops -----	—	—	—	—	—
7538	General automotive repair shops -----	84	24 754	5 978	1 524	294
7538 pt.	General automotive repair shops, except diesel -----	75	21 810	4 960	1 300	255
7538 pt.	Diesel repair shops -----	9	2 944	1 018	224	39
7533, 4, 6, 7, 9	Other automotive repair shops -----	21	15 462	3 148	695	128
7533	Automotive exhaust system repair shops -----	5	3 247	903	188	42
7534	Tire retreading and repair shops -----	2	(D)	(D)	(D)	AA
7536	Automotive glass replacement shops -----	3	360	60	9	2
7537	Automotive transmission repair shops -----	3	1 168	379	100	14
7539	Automotive repair shops, n.e.c. -----	8	(D)	(D)	(D)	BB
7539 pt.	Radiator repair -----	2	(D)	(D)	(D)	AA
7539 pt.	Brake, front end, and wheel alignment -----	4	(D)	(D)	(D)	BB
7539 pt.	Automotive electrical and fuel system services -----	1	(D)	(D)	(D)	AA
7539 pt.	Other automotive repair shops, n.e.c. -----	1	(D)	(D)	(D)	AA
754	Automotive services, except repair -----	20	(D)	(D)	(D)	CC
7542	Carwashes -----	8	(D)	(D)	(D)	BB
7549	Automotive services, except repair and carwashes -----	12	(D)	(D)	(D)	BB
<b>76</b>	<b>Miscellaneous repair services -----</b>	<b>79</b>	<b>18 785</b>	<b>7 566</b>	<b>1 768</b>	<b>330</b>
762	Electrical repair shops -----	21	7 809	3 700	772	154
7622	Radio and television repair shops -----	7	2 490	1 012	234	53
7623, 9	Other electrical and electronic repair shops -----	14	5 319	2 688	538	101
7623	Refrigeration and air-conditioning service and repair shops -----	—	—	—	—	—
7629	Electrical and electronic repair shops, n.e.c. -----	14	5 319	2 688	538	101
763	Watch, clock, and jewelry repair -----	—	—	—	—	—
764	Reupholstery and furniture repair -----	6	1 753	747	178	34
769	Miscellaneous repair and related services -----	52	9 223	3 119	818	142
7692	Welding repair -----	8	1 051	294	67	15
7694	Armature rewinding shops -----	2	(D)	(D)	(D)	AA
7699	Repair shops and related services, n.e.c. -----	42	(D)	(D)	(D)	CC
<b>78, 79, 84</b>	<b>Amusement and recreation services, including motion pictures and museums -----</b>	<b>172</b>	<b>85 663</b>	<b>25 315</b>	<b>4 063</b>	<b>1 289</b>
781, 2	Motion picture production, distribution, and services -----	10	5 909	1 434	401	51
783	Motion picture theaters -----	5	4 675	579	141	66
7832	Motion picture theaters, except drive-in -----	5	4 675	579	141	66
7833	Drive-in motion picture theaters -----	—	—	—	—	—
784	Video tape rental -----	49	5 537	1 124	219	143
792	Theatrical producers (except motion picture), bands, orchestras, and entertainers -----	8	1 992	434	54	10
7922	Theatrical producers (except motion picture) and miscellaneous theatrical services -----	6	(D)	(D)	(D)	AA
7929	Bands, orchestras, actors, and other entertainers and entertainment groups -----	2	(D)	(D)	(D)	AA
793	Bowling centers -----	7	3 834	1 326	282	106



**Table 6. Summary Statistics for Firms Subject to Federal Income Tax for Counties With 350 Establishments or More: 1992 — Con.**

[Includes only establishments with payroll. For meaning of abbreviations and symbols, see introductory text. For explanation of terms and comparability of 1987 and 1992 censuses, see appendix A. For information on geographic areas followed by ▲, see appendix F]

SIC code	Geographic area and kind of business or operation	Establishments (number)	Receipts (\$1,000)	Annual payroll (\$1,000)	First-quarter payroll (\$1,000)	Paid employees for pay period including March 12 (number)
<b>ROCKINGHAM COUNTY — Con.</b>						
<b>78, 79, 84</b>	<b>Amusement and recreation services, including motion pictures and museums—Con.</b>					
79 ex. 792, 3; 84	Commercial sports and other amusement and recreation services, including museums .....	93	63 716	20 418	2 966	913
794	Commercial sports .....	11	28 493	8 253	1 786	438
7941	Professional sports clubs, managers, promoters .....	—	—	—	—	—
7948	Racing, including track operation .....	11	28 493	8 253	1 786	438
79 ex. 792, 3, 4; 84	Other amusement and recreation services, including museums .....	82	35 223	12 165	1 180	475
791	Dance studios, schools, and halls .....	7	547	79	14	7
7991	Physical fitness facilities .....	9	2 421	756	159	105
7992	Public golf courses .....	4	2 616	842	176	28
7993	Coin-operated amusement devices .....	9	2 754	698	50	33
7996	Amusement parks .....	3	(D)	(D)	(D)	BB
7997	Membership sports and recreation clubs .....	9	3 912	1 121	204	128
7999, 84	Amusement and recreation services, including museums, n.e.c. .....	41	(D)	(D)	(D)	CC
7999 pt.	Concession operators of amusement devices and rides .....	6	(D)	(D)	(D)	AA
7999 pt., 84	Carnivals, circuses, and fairs .....	—	(D)	(D)	(D)	—
	Other recreation and amusements, including museums .....	35	(D)	(D)	(D)	CC
<b>80</b>	<b>Health services .....</b>	<b>408</b>	<b>325 801</b>	<b>134 269</b>	<b>30 589</b>	<b>5 105</b>
801	Offices and clinics of doctors of medicine .....	164	85 547	41 175	8 177	946
8011 pt.	Offices of doctors of medicine .....	158	(D)	(D)	(D)	FF
8011 pt.	General medical clinics .....	6	(D)	(D)	(D)	BB
802	Offices and clinics of dentists .....	115	35 447	13 317	3 073	578
803	Offices and clinics of doctors of osteopathy .....	3	(D)	(D)	(D)	AA
804	Offices and clinics of other health practitioners .....	81	23 799	8 192	1 716	333
8041	Offices and clinics of chiropractors .....	29	7 539	1 961	434	105
8042	Offices and clinics of optometrists .....	12	3 682	937	214	46
8043	Offices and clinics of podiatrists .....	5	1 497	563	136	22
8049	Offices and clinics of health practitioners, n.e.c. .....	35	11 081	4 731	932	160
805	Nursing and personal care facilities .....	9	30 163	13 672	3 383	856
8051	Skilled nursing care facilities .....	6	21 737	10 580	2 559	630
8052	Intermediate care facilities .....	3	8 426	3 092	824	226
8059	Nursing and personal care facilities, n.e.c. .....	—	—	—	—	—
806	Hospitals .....	5	(D)	(D)	(D)	GG
8062	General medical and surgical hospitals .....	2	(D)	(D)	(D)	GG
8063, 9	Specialty hospitals .....	3	47 255	21 178	5 925	782
807, 8, 9	Other health services .....	31	(D)	(D)	(D)	EE
807	Medical and dental laboratories .....	13	9 421	3 725	825	170
8071	Medical laboratories .....	10	8 997	3 526	779	160
8072	Dental laboratories .....	3	424	199	46	10
808	Home health care services .....	8	(D)	(D)	(D)	BB
809	Miscellaneous health and allied services, n.e.c. .....	10	(D)	(D)	(D)	BB
8092	Kidney dialysis centers .....	1	(D)	(D)	(D)	AA
8093	Specialty outpatient facilities, n.e.c. .....	6	(D)	(D)	(D)	BB
8099	Health and allied services, n.e.c. .....	3	(D)	(D)	(D)	AA
<b>81</b>	<b>Legal services .....</b>	<b>137</b>	<b>48 817</b>	<b>20 172</b>	<b>4 303</b>	<b>639</b>
<b>823, 4, 9</b>	<b>Selected educational services .....</b>	<b>20</b>	<b>4 156</b>	<b>959</b>	<b>198</b>	<b>58</b>
823	Libraries .....	—	—	—	—	—
824	Vocational schools .....	4	1 023	387	64	18
829	Schools and educational services, n.e.c. .....	16	3 133	572	134	40
<b>83</b>	<b>Social services .....</b>	<b>105</b>	<b>14 332</b>	<b>6 392</b>	<b>1 561</b>	<b>649</b>
835	Child day care services .....	81	8 831	4 320	1 108	463
832, 3, 6, 9	Other social services .....	24	5 501	2 072	453	186
<b>87 ex. 8733</b>	<b>Engineering, accounting, research, management, and related services (except noncommercial research organizations) .....</b>	<b>316</b>	<b>194 020</b>	<b>88 367</b>	<b>20 482</b>	<b>2 458</b>
871	Engineering, architectural, and surveying services .....	93	56 207	27 132	5 998	853
8711	Engineering services .....	64	50 856	25 478	5 659	777
8712	Architectural services .....	17	3 983	1 049	214	42
8713	Surveying services .....	12	1 368	605	125	34
872	Accounting, auditing, and bookkeeping services .....	96	24 753	8 281	2 085	390
873 ex. 8733	Research, development, and testing services (except noncommercial research organizations) .....	19	13 071	6 268	1 437	194
8731	Commercial physical and biological research .....	9	(D)	(D)	(D)	BB
8732	Commercial economic, sociological, and educational research .....	4	(D)	(D)	(D)	BB
8734	Testing laboratories .....	6	7 227	3 794	887	126
874	Management and public relations services .....	108	99 989	46 686	10 962	1 021
8741	Management services .....	31	31 596	18 388	3 606	305
8742	Management consulting services .....	52	60 855	26 128	6 915	623
8743	Public relations services .....	8	3 134	749	163	23
8744	Facilities support management services .....	1	(D)	(D)	(D)	BB
8748	Business consulting services, n.e.c. .....	16	(D)	(D)	(D)	BB
<b>89</b>	<b>Services, n.e.c. ....</b>	<b>18</b>	<b>18 536</b>	<b>8 474</b>	<b>1 583</b>	<b>149</b>

**Table 6. Summary Statistics for Firms Subject to Federal Income Tax for Counties With 350 Establishments or More: 1992 — Con.**

[Includes only establishments with payroll. For meaning of abbreviations and symbols, see introductory text. For explanation of terms and comparability of 1987 and 1992 censuses, see appendix A. For information on geographic areas followed by ▲, see appendix F]

SIC code	Geographic area and kind of business or operation	Establishments (number)	Receipts (\$1,000)	Annual payroll (\$1,000)	First-quarter payroll (\$1,000)	Paid employees for pay period including March 12 (number)
<b>STRAFFORD COUNTY</b>						
	<b>Total</b> .....	<b>621</b>	<b>226 577</b>	<b>90 650</b>	<b>19 893</b>	<b>4 632</b>
<b>70 ex. 704</b>	<b>Hotels, rooming houses, camps, and other lodging places (except membership lodging)</b> .....	<b>13</b>	<b>2 470</b>	<b>608</b>	<b>129</b>	<b>57</b>
7011	Hotels and motels .....	8	1 939	476	118	48
7011 pt.	Hotels .....	3	(D)	(D)	(D)	BB
7011 pt.	Motels, motor hotels, and tourist courts .....	5	(D)	(D)	(D)	AA
702, 3	Other lodging places .....	5	531	132	11	9
<b>72</b>	<b>Personal services</b> .....	<b>79</b>	<b>16 261</b>	<b>6 191</b>	<b>1 473</b>	<b>547</b>
721	Laundry, cleaning, and garment services .....	18	7 120	2 483	579	186
7211	Power laundries, family and commercial* .....	—	—	—	—	—
7213	Linen supply* .....	1	(D)	(D)	(D)	BB
7215	Coin-operated laundries and drycleaning .....	9	998	173	39	25
7216	Drycleaning plants, except rug cleaning* .....	3	(D)	(D)	(D)	BB
7217	Carpet and upholstery cleaning .....	3	(D)	(D)	(D)	AA
7218	Industrial laundriers* .....	—	—	—	—	—
7212, 9	Other laundry, cleaning, and garment services* .....	2	(D)	(D)	(D)	AA
722	Photographic studios, portrait .....	3	340	35	8	3
723, 4	Beauty and barber shops .....	45	5 490	2 541	563	216
723	Beauty shops .....	44	(D)	(D)	(D)	CC
724	Barber shops .....	1	(D)	(D)	(D)	AA
725	Shoe repair shops and shoeshine parlors .....	1	(D)	(D)	(D)	AA
726	Funeral service and crematories .....	5	2 238	596	145	31
729	Miscellaneous personal services .....	7	(D)	(D)	(D)	CC
<b>73</b>	<b>Business services</b> .....	<b>73</b>	<b>32 522</b>	<b>13 372</b>	<b>2 940</b>	<b>860</b>
731	Advertising .....	2	(D)	(D)	(D)	AA
732	Consumer credit reporting agencies, mercantile reporting agencies, and adjustment and collection agencies .....	3	(D)	(D)	(D)	AA
733	Mailing, reproduction, commercial art and photography, and stenographic services .....	7	1 584	372	95	23
734	Services to dwellings and other buildings .....	22	5 466	3 058	673	319
735	Miscellaneous equipment rental and leasing .....	5	4 281	1 394	280	69
736	Personnel supply services .....	5	(D)	(D)	(D)	CC
737	Computer programming, data processing, and other computer related services .....	21	12 390	4 967	1 062	130
7371, 2, 3	Computer programming, prepackaged software, and integrated systems .....	13	10 111	4 308	917	107
7374, 5, 6	Data processing services .....	2	(D)	(D)	(D)	AA
7377, 8, 9	Computer rental and leasing, maintenance, and related services, n.e.c. ....	6	(D)	(D)	(D)	AA
738	Miscellaneous business services .....	8	(D)	(D)	(D)	CC
<b>75</b>	<b>Automotive repair, services, and parking</b> .....	<b>52</b>	<b>14 712</b>	<b>2 786</b>	<b>698</b>	<b>156</b>
751	Automotive rental and leasing, without drivers .....	3	(D)	(D)	(D)	AA
752	Automobile parking .....	—	—	—	—	—
753	Automotive repair shops .....	44	(D)	(D)	(D)	CC
7532	Top, body, and upholstery repair shops and paint shops .....	11	2 756	590	151	31
7538	General automotive repair shops .....	25	7 426	1 334	346	78
7533, 4, 6, 7, 9	Other automotive repair shops .....	8	(D)	(D)	(D)	AA
754	Automotive services, except repair .....	5	(D)	(D)	(D)	AA
<b>76</b>	<b>Miscellaneous repair services</b> .....	<b>16</b>	<b>2 646</b>	<b>864</b>	<b>183</b>	<b>37</b>
762	Electrical repair shops .....	7	341	78	20	12
7622	Radio and television repair shops .....	4	(D)	(D)	(D)	AA
7623, 9	Other electrical and electronic repair shops .....	3	(D)	(D)	(D)	AA
763	Watch, clock, and jewelry repair .....	—	—	—	—	—
764	Reupholstery and furniture repair .....	1	(D)	(D)	(D)	AA
769	Miscellaneous repair and related services .....	8	(D)	(D)	(D)	BB
<b>78, 79, 84</b>	<b>Amusement and recreation services, including motion pictures and museums</b> .....	<b>49</b>	<b>11 575</b>	<b>2 939</b>	<b>673</b>	<b>474</b>
781, 2	Motion picture production, distribution, and services .....	—	—	—	—	—
783	Motion picture theaters .....	4	1 580	235	54	42
784	Video tape rental .....	14	2 291	566	146	77
792	Theatrical producers (except motion picture), bands, orchestras, and entertainers .....	3	(D)	(D)	(D)	BB
793	Bowling centers .....	2	(D)	(D)	(D)	BB
79 ex. 792, 3, 84	Commercial sports and other amusement and recreation services, including museums .....	26	6 341	1 790	374	308
<b>80</b>	<b>Health services</b> .....	<b>179</b>	<b>91 812</b>	<b>41 960</b>	<b>9 124</b>	<b>1 529</b>
801	Offices and clinics of doctors of medicine .....	77	43 455	22 634	4 826	535
802	Offices and clinics of dentists .....	44	15 728	5 892	1 221	243
803	Offices and clinics of doctors of osteopathy .....	1	(D)	(D)	(D)	AA
804	Offices and clinics of other health practitioners .....	35	8 318	2 825	616	138
805	Nursing and personal care facilities .....	5	11 524	5 661	1 327	351
806	Hospitals .....	1	(D)	(D)	(D)	CC
807, 8, 9	Other health services .....	16	(D)	(D)	(D)	CC
<b>81</b>	<b>Legal services</b> .....	<b>43</b>	<b>17 701</b>	<b>8 536</b>	<b>1 744</b>	<b>278</b>
<b>823, 4, 9</b>	<b>Selected educational services</b> .....	<b>5</b>	<b>(D)</b>	<b>(D)</b>	<b>(D)</b>	<b>BB</b>

**Table 6. Summary Statistics for Firms Subject to Federal Income Tax for Counties With 350 Establishments or More: 1992 — Con.**

[Includes only establishments with payroll. For meaning of abbreviations and symbols, see introductory text. For explanation of terms and comparability of 1987 and 1992 censuses, see appendix A. For information on geographic areas followed by ▲, see appendix F]

SIC code	Geographic area and kind of business or operation	Establishments (number)	Receipts (\$1,000)	Annual payroll (\$1,000)	First-quarter payroll (\$1,000)	Paid employees for pay period including March 12 (number)
<b>STRAFFORD COUNTY—Con.</b>						
<b>83</b>	<b>Social services</b> .....	<b>35</b>	<b>3 697</b>	<b>1 640</b>	<b>399</b>	<b>177</b>
835	Child day care services .....	25	2 505	1 208	302	134
832, 3, 6, 9	Other social services .....	10	1 192	432	97	43
<b>87 ex. 8733</b>	<b>Engineering, accounting, research, management, and related services (except noncommercial research organizations)</b> .....	<b>74</b>	<b>28 834</b>	<b>10 765</b>	<b>2 354</b>	<b>468</b>
871	Engineering, architectural, and surveying services .....	28	10 779	4 246	830	130
872	Accounting, auditing, and bookkeeping services .....	23	2 947	1 059	237	61
873 ex. 8733	Research, development, and testing services (except noncommercial research organizations) .....	4	3 148	876	216	31
874	Management and public relations services .....	19	11 960	4 584	1 071	246
<b>89</b>	<b>Services, n.e.c.</b> .....	<b>3</b>	<b>(D)</b>	<b>(D)</b>	<b>(D)</b>	<b>BB</b>

**Table 7a. Summary Statistics for Firms Subject to Federal Income Tax for Metropolitan Areas: 1992**

[Includes only establishments with payroll. For meaning of abbreviations and symbols, see introductory text. For explanation of terms and comparability of 1987 and 1992 censuses, see appendix A. For definitions of CMSA's, MSA's, and PMSA's, see appendix D]

SIC code	Geographic area and kind of business or operation	Establishments (number)	Receipts (\$1,000)	Annual payroll (\$1,000)	First-quarter payroll (\$1,000)	Paid employees for pay period including March 12 (number)
<b>BOSTON-WORCESTER-LAWRENCE, MA-NH-ME-CT CMSA</b>						
	<b>Total</b> .....	<b>43 733</b>	<b>38 229 549</b>	<b>14 872 391</b>	<b>3 412 119</b>	<b>523 959</b>
<b>70 ex. 704</b>	<b>Hotels, rooming houses, camps, and other lodging places (except membership lodging)</b> .....	<b>619</b>	<b>1 328 554</b>	<b>384 342</b>	<b>86 448</b>	<b>25 351</b>
7011	Hotels and motels .....	503	1 297 665	377 140	85 337	24 930
7011 pt.	Hotels .....	258	1 152 577	338 793	78 049	21 845
7011 pt.	Hotels, 25 guestrooms or more .....	211	1 144 740	337 010	77 707	21 646
7011 pt.	Hotels, less than 25 guestrooms .....	47	7 837	1 783	342	199
7011 pt.	Motels, motor hotels, and tourist courts .....	245	145 088	38 347	7 288	3 085
7011 pt.	Motels, tourist courts .....	192	90 835	23 630	4 038	1 786
7011 pt.	Motor hotels .....	53	54 253	14 717	3 250	1 299
702, 3	Other lodging places .....	116	30 889	7 202	1 111	421
702	Rooming and boarding houses .....	44	8 242	2 237	504	205
703	Camps and recreational vehicle parks .....	72	22 647	4 965	607	216
7032	Sporting and recreational camps .....	20	4 923	1 291	140	52
7033	Recreational vehicle parks and campsites .....	52	17 724	3 674	467	164
<b>72</b>	<b>Personal services</b> .....	<b>5 089</b>	<b>1 108 843</b>	<b>380 442</b>	<b>90 245</b>	<b>30 247</b>
721	Laundry, cleaning, and garment services .....	1 300	418 045	137 987	32 419	9 385
7211	Power laundries, family and commercial* .....	43	33 673	14 110	3 392	952
7213	Linen supply* .....	28	55 823	20 763	4 799	956
7215	Coin-operated laundries and drycleaning .....	327	67 211	14 419	3 283	1 185
7215 pt.	Coin-operated laundries and drycleaning stores .....	317	(D)	(D)	(D)	GG
7215 pt.	Coin-operated laundry routes .....	10	(D)	(D)	(D)	CC
7216	Drycleaning plants, except rug cleaning* .....	570	130 730	48 594	11 462	4 062
7217	Carpet and upholstery cleaning .....	128	25 899	7 622	1 754	547
7218	Industrial launderers* .....	28	68 965	20 702	4 941	923
7212, 9	Other laundry, cleaning, and garment services* .....	176	35 744	11 777	2 788	760
7212	Garment pressing, and agents for laundries and drycleaners .....	98	18 113	4 551	1 010	357
7219	Laundry and garment services, n.e.c.* .....	78	17 631	7 226	1 778	403
722	Photographic studios, portrait .....	197	(D)	(D)	(D)	FF
723, 4	Beauty and barber shops .....	2 636	327 273	139 228	32 699	11 812
723	Beauty shops .....	2 517	317 404	134 773	31 670	11 479
724	Barber shops .....	119	9 869	4 455	1 029	333
725	Shoe repair shops and shoeshine parlors .....	36	(D)	(D)	(D)	CC
726	Funeral service and crematories .....	387	169 251	42 525	9 219	1 413
729	Miscellaneous personal services .....	533	141 316	46 769	12 835	6 540
7291	Tax return preparation services .....	113	27 356	13 647	5 442	3 347
7299	Miscellaneous personal services, n.e.c. .....	420	113 960	33 122	7 393	3 193
7299 pt.	Massage parlors, tanning salons, and saunas .....	78	7 916	2 231	542	284
7299 pt.	Other personal services .....	342	106 044	30 891	6 851	2 909
7299 pt.	Diet and weight reducing services .....	181	57 072	16 989	3 652	1 901
7299 pt.	Formal wear rental .....	48	14 914	3 867	841	241
7299 pt.	Other personal services, n.e.c. .....	113	34 058	10 035	2 358	767

**Table 7a. Summary Statistics for Firms Subject to Federal Income Tax for Metropolitan Areas: 1992—Con.**

[Includes only establishments with payroll. For meaning of abbreviations and symbols, see introductory text. For explanation of terms and comparability of 1987 and 1992 censuses, see appendix A. For definitions of CMSA's, MSA's, and PMSA's, see appendix D]

SIC code	Geographic area and kind of business or operation	Establishments (number)	Receipts (\$1,000)	Annual payroll (\$1,000)	First-quarter payroll (\$1,000)	Paid employees for pay period including March 12 (number)
<b>BOSTON-WORCESTER-LAWRENCE, MA-NH-ME-CT CMSA—Con.</b>						
<b>73</b>	<b>Business services -----</b>	<b>8 104</b>	<b>11 689 875</b>	<b>4 604 812</b>	<b>1 073 891</b>	<b>175 040</b>
731	Advertising -----	471	468 566	186 888	38 213	3 867
7311	Advertising agencies -----	376	387 158	163 398	33 020	3 140
7312	Outdoor advertising services -----	11	25 943	4 600	1 033	124
7313	Radio, television, publishers' advertising representatives -----	43	34 122	11 760	2 524	290
7313 pt.	Radio, television advertising representatives -----	22	(D)	(D)	(D)	CC
7313 pt.	Publishers' advertising representatives -----	21	(D)	(D)	(D)	CC
7319	Advertising, n.e.c. -----	41	21 343	7 130	1 636	313
732	Consumer credit reporting agencies, mercantile reporting agencies, and adjustment and collection agencies -----	137	115 208	46 349	11 637	2 002
7322	Adjustment and collection services -----	113	84 798	38 015	9 637	1 689
7323	Credit reporting services -----	24	30 410	8 334	2 000	313
733	Mailing, reproduction, commercial art and photography, and stenographic services -----	842	483 346	151 845	36 029	6 075
7331	Direct mail advertising services -----	104	156 816	51 535	12 221	2 088
7331 pt.	Mailing list compilers, brokers, and managers -----	22	26 919	8 068	1 714	335
7331 pt.	Direct mail advertising services, except mailing list services -----	82	129 897	43 467	10 507	1 753
7334	Photocopying and duplicating services -----	124	99 261	31 148	7 663	1 459
7334 pt.	Blueprinting and photocopying services -----	118	(D)	(D)	(D)	GG
7334 pt.	Duplicating services, except printing and photocopying -----	6	(D)	(D)	(D)	BB
7335, 6	Commercial photography, art, and graphics -----	467	183 976	54 244	12 626	1 757
7335	Commercial photography -----	122	30 243	8 312	1 845	313
7336	Commercial art and graphic design -----	345	153 733	45 932	10 781	1 444
7336 pt.	Commercial art -----	50	12 683	4 715	1 288	142
7336 pt.	Graphic arts and related design -----	295	141 050	41 217	9 493	1 302
7338	Secretarial and court reporting services -----	147	43 293	14 918	3 519	771
734	Services to dwellings and other buildings -----	1 283	518 429	280 543	66 382	23 560
7342	Disinfecting and pest control services -----	130	42 351	18 761	3 791	688
7349	Building cleaning and maintenance services, n.e.c. -----	1 153	476 078	261 782	62 591	22 872
735	Miscellaneous equipment rental and leasing -----	463	586 685	115 193	26 778	5 753
7352	Medical equipment rental and leasing -----	54	72 550	12 977	2 930	434
7353	Heavy construction equipment rental and leasing -----	107	84 922	24 496	5 300	669
7353 pt.	Rental and leasing of heavy construction equipment without operators -----	48	43 220	9 598	2 247	285
7353 pt.	Rental and leasing of heavy construction equipment with operators -----	59	41 702	14 898	3 053	384
7359	Equipment rental and leasing, n.e.c. -----	302	429 213	77 720	18 548	4 650
7359 pt.	Equipment rental -----	257	257 499	65 473	15 839	4 232
7359 pt.	Rent-to-own -----	47	29 379	5 042	1 194	241
7359 pt.	Equipment rental, except rent-to-own -----	210	228 120	60 431	14 645	3 991
7359 pt.	Equipment leasing, except finance leasing -----	45	171 714	12 247	2 709	418
736	Personnel supply services -----	917	1 364 614	951 044	216 038	55 154
7361	Employment agencies -----	366	172 379	96 166	21 791	5 231
7363	Help supply services -----	551	1 192 235	854 878	194 247	49 923
7363 pt.	Temporary help supply -----	481	880 445	624 864	143 852	39 857
7363 pt.	Help supply, except temporary -----	70	311 790	230 014	50 395	10 066
7363 pt.	Employee leasing -----	45	284 999	214 815	46 682	9 468
7363 pt.	Other help supply services -----	25	26 791	15 199	3 713	598
737	Computer programming, data processing, and other computer related services -----	2 378	6 755 835	2 307 354	548 713	49 359
7371, 2, 3	Computer programming, prepackaged software, and integrated systems -----	1 583	4 528 013	1 580 135	377 547	31 125
7371	Computer programming services -----	949	1 328 662	563 622	138 090	11 436
7372	Prepackaged software -----	462	2 442 204	767 901	182 840	14 764
7373	Computer integrated systems -----	172	757 147	248 612	56 617	4 925
7374, 5, 6	Data processing services -----	267	1 104 222	317 295	75 148	9 372
7374, 5	Computer processing, information retrieval -----	253	1 071 326	303 729	71 955	9 042
7374	Computer processing and data preparation and processing services -----	211	912 872	263 684	63 355	8 145
7375	Information retrieval services -----	42	158 454	40 045	8 600	897
7376	Computer facilities management services -----	14	32 896	13 566	3 193	330
7377, 8, 9	Computer rental and leasing, maintenance, and related services, n.e.c. -----	528	1 123 600	409 924	96 018	8 862
7377	Computer rental and leasing -----	32	120 772	15 985	3 362	360
7378	Computer maintenance and repair -----	160	772 558	295 355	70 589	6 496
7379	Computer related services, n.e.c. -----	336	230 270	98 584	22 067	2 006
7379 pt.	Computer consultants -----	278	185 292	82 931	19 138	1 673
7379 pt.	Miscellaneous computer services, n.e.c. -----	58	44 978	15 653	2 929	333
738	Miscellaneous business services -----	1 613	1 397 192	565 596	130 101	29 270
7381, 2	Detective agencies and protective services -----	349	378 124	215 795	53 062	15 656
7381	Detective, guard, and armored car services -----	272	295 018	186 335	45 899	14 411
7381 pt.	Detective agencies and guard services -----	255	271 253	175 331	43 136	13 859
7381 pt.	Armored car services -----	17	23 765	11 004	2 763	552
7382	Security systems services -----	77	83 106	29 460	7 163	1 245
7383	News syndicates -----	17	16 853	4 407	1 003	118
7384	Photofinishing laboratories* -----	207	82 240	22 118	5 232	1 211
7384 pt.	Photofinishing laboratories, except "one-hour" (mini) labs* -----	94	58 312	16 237	3 904	745
7384 pt.	One-hour (mini) photofinishing* -----	113	23 928	5 881	1 328	466
7389	Business services, n.e.c. -----	1 040	919 975	323 276	70 804	12 285
7389 pt.	Sign painting shops -----	61	10 768	2 996	683	167
7389 pt.	Interior designing -----	105	35 411	9 019	2 339	299
7389 pt.	Telephone answering services -----	92	25 903	12 175	2 745	1 076
7389 pt.	Other business services -----	782	847 893	299 086	65 037	10 743
7389 pt.	Water softening and conditioning services -----	8	4 045	1 386	368	42
7389 pt.	Packaging and labeling services -----	40	(D)	(D)	(D)	EE
7389 pt.	Trading stamp services -----	3	(D)	(D)	(D)	BB
7389 pt.	Miscellaneous business services -----	731	785 336	286 118	62 712	10 308
7389 pt.	Convention and trade show services -----	67	191 310	61 009	13 093	1 355
7389 pt.	Private mail centers -----	45	13 497	3 333	744	225
7389 pt.	Miscellaneous business services, n.e.c. -----	619	580 529	221 776	48 875	8 728

**Table 7a. Summary Statistics for Firms Subject to Federal Income Tax for Metropolitan Areas: 1992—Con.**

[Includes only establishments with payroll. For meaning of abbreviations and symbols, see introductory text. For explanation of terms and comparability of 1987 and 1992 censuses, see appendix A. For definitions of CMSA's, MSA's, and PMSA's, see appendix D]

SIC code	Geographic area and kind of business or operation	Establishments (number)	Receipts (\$1,000)	Annual payroll (\$1,000)	First-quarter payroll (\$1,000)	Paid employees for pay period including March 12 (number)
<b>BOSTON-WORCESTER-LAWRENCE, MA-NH-ME-CT CMSA—Con.</b>						
<b>75</b>	<b>Automotive repair, services, and parking</b>	<b>3 721</b>	<b>1 816 195</b>	<b>379 649</b>	<b>90 585</b>	<b>18 119</b>
751	Automotive rental and leasing, without drivers	261	640 689	81 221	19 443	3 530
7513	Truck rental and leasing, without drivers	101	221 027	30 907	7 479	1 013
7513 pt.	Truck rental, without drivers	61	(D)	(D)	(D)	FF
7513 pt.	Truck leasing, except finance leasing	40	(D)	(D)	(D)	EE
7514, 5	Passenger car rental and leasing	154	418 133	50 111	11 916	2 506
7514	Passenger car rental	125	281 978	39 453	9 015	2 007
7515	Passenger car leasing	29	136 155	10 658	2 901	499
7519	Utility trailer and recreational vehicle rental	6	1 529	203	48	11
752	Automobile parking	260	(D)	(D)	(D)	GG
7521 pt.	Parking lots	181	57 125	11 288	2 476	836
7521 pt.	Parking structures	79	(D)	(D)	(D)	FF
753	Automotive repair shops	2 794	941 362	239 869	57 156	10 748
7532	Top, body, and upholstery repair shops and paint shops	921	(D)	(D)	(D)	HH
7532 pt.	Top and body repair shops	893	304 749	85 456	21 051	3 895
7532 pt.	Paint shops	28	(D)	(D)	(D)	CC
7538	General automotive repair shops	1 321	406 635	95 580	22 678	4 428
7538 pt.	General automotive repair shops, except diesel	1 229	371 866	85 641	20 435	4 036
7538 pt.	Diesel repair shops	92	34 769	9 939	2 243	392
7533, 4, 6, 7, 9	Other automotive repair shops	552	(D)	(D)	(D)	GG
7533	Automotive exhaust system repair shops	101	54 206	12 730	2 829	537
7534	Tire retreading and repair shops	20	(D)	(D)	(D)	BB
7536	Automotive glass replacement shops	159	57 850	15 160	3 544	591
7537	Automotive transmission repair shops	102	29 325	9 755	2 371	432
7539	Automotive repair shops, n.e.c.	170	68 030	16 379	3 648	659
7539 pt.	Radiator repair	46	12 479	2 601	576	129
7539 pt.	Brake, front end, and wheel alignment	59	35 398	8 717	1 960	303
7539 pt.	Automotive electrical and fuel system services	46	10 140	3 188	665	140
7539 pt.	Carburetor repair shops	19	4 790	1 411	291	61
7539 pt.	Automotive electrical repair shops	27	5 350	1 777	374	79
7539 pt.	Other automotive repair shops, n.e.c.	19	10 013	1 873	447	87
754	Automotive services, except repair	406	(D)	(D)	(D)	GG
7542	Carwashes	205	(D)	(D)	(D)	GG
7549	Automotive services, except repair and carwashes	201	83 383	20 920	4 867	1 222
7549 pt.	Lubrication shops	84	42 161	10 709	2 424	694
7549 pt.	Other automotive services	117	41 222	10 211	2 443	528
7549 pt.	Towing services	94	31 440	6 787	1 663	405
7549 pt.	Other automotive services, n.e.c.	23	9 782	3 424	780	123
<b>76</b>	<b>Miscellaneous repair services</b>	<b>1 397</b>	<b>644 348</b>	<b>200 877</b>	<b>48 607</b>	<b>7 620</b>
762	Electrical repair shops	398	(D)	(D)	(D)	HH
7622	Radio and television repair shops	101	(D)	(D)	(D)	EE
7623, 9	Other electrical and electronic repair shops	297	186 576	71 258	17 993	2 506
7623	Refrigeration and air-conditioning service and repair shops	63	36 754	11 099	2 679	354
7629	Electrical and electronic repair shops, n.e.c.	234	149 822	60 159	15 314	2 152
763	Watch, clock, and jewelry repair	45	(D)	(D)	(D)	CC
764	Reupholstery and furniture repair	121	(D)	(D)	(D)	EE
769	Miscellaneous repair and related services	833	373 195	109 122	25 630	4 157
7692	Welding repair	74	18 468	4 585	1 075	197
7694	Armature rewinding shops	40	28 121	8 414	2 045	312
7699	Repair shops and related services, n.e.c.	719	326 606	96 123	22 510	3 648
7699 pt.	Farm machinery and equipment repair	10	1 471	395	103	23
7699 pt.	Lawnmower and other small gasoline engine repair	35	11 662	3 436	723	136
7699 pt.	Sewer and septic tank cleaning services	81	25 611	7 846	1 695	324
7699 pt.	Other repair and related services, n.e.c.	593	287 862	84 446	19 989	3 165
<b>78, 79, 84</b>	<b>Amusement and recreation services, including motion pictures and museums</b>	<b>2 350</b>	<b>1 539 695</b>	<b>451 379</b>	<b>91 590</b>	<b>24 202</b>
781, 2	Motion picture production, distribution, and services	194	327 540	47 406	11 681	1 440
7812 pt.	Motion picture production, except for television	80	55 977	20 250	4 882	569
7812 pt.	Motion picture and tape production for television	41	(D)	(D)	(D)	EE
7819	Services allied to motion picture production	41	(D)	(D)	(D)	EE
7822 pt.	Motion picture film and tape distributors	22	(D)	(D)	(D)	CC
7822 pt.	Motion picture film exchanges	15	(D)	(D)	(D)	CC
7822 pt.	Video tape wholesalers	7	(D)	(D)	(D)	BB
7822 pt.	Film and tape distribution for television	1	(D)	(D)	(D)	AA
7829	Services allied to motion picture distribution	9	(D)	(D)	(D)	BB
783	Motion picture theaters	116	137 495	18 296	4 410	2 099
7832	Motion picture theaters, except drive-in	110	136 394	18 077	4 382	2 069
7833	Drive-in motion picture theaters	6	1 101	219	28	30
784	Video tape rental	518	(D)	(D)	(D)	HH
792	Theatrical producers (except motion picture), bands, orchestras, and entertainers	133	(D)	(D)	(D)	GG
7922	Theatrical producers (except motion picture) and miscellaneous theatrical services	87	86 907	17 328	2 899	851
7922 pt.	Producers of live theatrical productions	19	(D)	(D)	(D)	CC
7922 pt.	Producers of radio and television shows, except tape producers	3	(D)	(D)	(D)	BB
7922 pt.	Artists' and entertainers' managers or agents, concert bureaus, booking agents	37	40 741	8 284	1 392	150
7922 pt.	Other theatrical services	28	29 451	4 439	676	545

**NH-42 NEW HAMPSHIRE**

**SERVICE INDUSTRIES—GEOGRAPHIC AREA SERIES**

**Table 7a. Summary Statistics for Firms Subject to Federal Income Tax for Metropolitan Areas: 1992—Con.**

[Includes only establishments with payroll. For meaning of abbreviations and symbols, see introductory text. For explanation of terms and comparability of 1987 and 1992 censuses, see appendix A. For definitions of CMSA's, MSA's, and PMSA's, see appendix D]

SIC code	Geographic area and kind of business or operation	Establishments (number)	Receipts (\$1,000)	Annual payroll (\$1,000)	First-quarter payroll (\$1,000)	Paid employees for pay period including March 12 (number)
<b>BOSTON-WORCESTER-LAWRENCE, MA-NH-ME-CT CMSA—Con.</b>						
<b>78, 79, 84</b>	<b>Amusement and recreation services, including motion pictures and museums—Con.</b>					
792	Theatrical producers (except motion picture), bands, orchestras, and entertainers—Con.					
7929	Bands, orchestras, actors, and other entertainers and entertainment groups	46	(D)	(D)	(D)	CC
7929 pt.	Dance groups and artists	3	195	46	12	4
7929 pt.	Symphony orchestras, opera companies, and chamber music organizations	2	(D)	(D)	(D)	AA
7929 pt.	Other music and entertainment presentations	41	(D)	(D)	(D)	CC
7929 pt.	Other music groups and artists	19	(D)	(D)	(D)	BB
7929 pt.	Other entertainers and entertainment groups	22	(D)	(D)	(D)	BB
793	Bowling centers	101	(D)	(D)	(D)	GG
79 ex. 792, 3, 4	Commercial sports and other amusement and recreation services, including museums	1 288	799 668	325 858	62 869	15 646
794	Commercial sports	71	247 331	165 620	32 354	2 571
7941	Professional sports clubs, managers, promoters	20	(D)	(D)	(D)	FF
7941 pt.	Baseball clubs	1	(D)	(D)	(D)	CC
7941 pt.	Football clubs	1	(D)	(D)	(D)	CC
7941 pt.	Other professional sports clubs	3	(D)	(D)	(D)	CC
7941 pt.	Managers and promoters	15	(D)	(D)	(D)	EE
7948	Racing, including track operation	51	(D)	(D)	(D)	GG
7948 pt.	Auto racetrack operation	5	3 941	523	35	9
7948 pt.	Horse racetrack operation	4	(D)	(D)	(D)	FF
7948 pt.	Dog racetrack operation	4	61 565	13 489	3 109	797
7948 pt.	Racing stables and racing, n.e.c.	38	(D)	(D)	(D)	CC
79 ex. 792, 3, 4; 84	Other amusement and recreation services, including museums	1 217	552 337	160 238	30 515	13 075
791	Dance studios, schools, and halls	117	16 530	4 925	1 278	530
7991	Physical fitness facilities	284	119 372	33 908	8 352	4 102
7991 pt.	Physical fitness centers, except gymnasiums and athletic clubs	229	90 837	25 469	6 194	3 010
7991 pt.	Gymnasiums and athletic clubs	55	28 535	8 439	2 158	1 092
7992	Public golf courses	70	50 048	15 769	2 033	593
7993	Coin-operated amusement devices	78	34 417	8 385	1 671	547
7996	Amusement parks	13	23 762	9 840	651	378
7997	Membership sports and recreation clubs	185	141 010	45 630	8 141	3 367
7999, 84	Amusement and recreation services, including museums, n.e.c.	470	167 198	41 781	8 389	3 558
7999 pt.	Concession operators of amusement devices and rides	18	(D)	(D)	(D)	CC
7999 pt.	Carnivals, circuses, and fairs	10	(D)	(D)	(D)	BB
7999 pt.	Carnivals and circuses	6	(D)	(D)	(D)	BB
7999 pt.	Fairs	4	(D)	(D)	(D)	AA
7999 pt., 84	Other recreation and amusements, including museums	442	150 250	38 859	7 898	3 330
84	Museums, art galleries, and botanical and zoological gardens	17	7 010	2 254	233	89
841	Museums and art galleries	11	(D)	(D)	(D)	BB
842	Arboreta and botanical or zoological gardens	6	(D)	(D)	(D)	AA
7999 pt.	Roller skating rinks	17	4 983	1 506	377	215
7999 pt.	Ice skating rinks	13	8 619	2 154	524	148
7999 pt.	Other amusement and recreation services, n.e.c.	395	129 638	32 945	6 764	2 878
<b>80</b>	<b>Health services</b>	<b>9 768</b>	<b>7 070 978</b>	<b>3 255 550</b>	<b>733 509</b>	<b>115 133</b>
801	Offices and clinics of doctors of medicine	4 184	2 868 439	1 452 748	309 832	28 833
8011 pt.	Offices of doctors of medicine	4 094	2 784 234	1 409 556	299 654	27 980
8011 pt.	General medical clinics	90	84 205	43 192	10 178	853
802	Offices and clinics of dentists	2 717	922 888	341 472	77 674	14 516
8021 pt.	Offices of dentists	2 707	(D)	(D)	(D)	JJ
8021 pt.	Dental clinics	10	(D)	(D)	(D)	BB
803	Offices and clinics of doctors of osteopathy	35	11 030	4 633	1 018	149
8031 pt.	Offices of osteopathic physicians	35	11 030	4 633	1 018	149
8031 pt.	Osteopathic clinics	-	-	-	-	-
804	Offices and clinics of other health practitioners	1 543	431 994	145 359	31 800	6 071
8041	Offices and clinics of chiropractors	517	145 061	42 629	9 324	1 774
8042	Offices and clinics of optometrists	325	89 236	25 131	5 810	1 214
8043	Offices and clinics of podiatrists	186	40 066	11 959	2 700	549
8049	Offices and clinics of health practitioners, n.e.c.	515	157 631	65 640	13 966	2 534
805	Nursing and personal care facilities	481	1 439 395	754 877	184 286	40 904
8051	Skilled nursing care facilities	313	1 209 070	633 876	154 524	33 261
8052	Intermediate care facilities	118	186 776	102 485	25 095	6 251
8059	Nursing and personal care facilities, n.e.c.	50	43 549	18 516	4 667	1 392
806	Hospitals	25	415 499	192 059	45 590	7 220
8062	General medical and surgical hospitals	4	105 703	38 176	8 774	1 677
8063, 9	Specialty hospitals	21	309 796	153 883	36 816	5 543
8063	Psychiatric hospitals	12	124 691	54 436	12 600	2 168
8069	Specialty hospitals, except psychiatric	9	185 105	99 447	24 216	3 375
807, 8, 9	Other health services	783	981 733	364 402	83 309	17 440
807	Medical and dental laboratories	354	467 251	157 360	37 126	5 411
8071	Medical laboratories	217	431 594	141 833	33 424	4 717
8072	Dental laboratories	137	35 657	15 527	3 702	694
808	Home health care services	159	268 282	120 840	26 116	9 008
809	Miscellaneous health and allied services, n.e.c.	270	246 200	86 202	20 067	3 021
8092	Kidney dialysis centers	16	(D)	(D)	(D)	EE
8093	Specialty outpatient facilities, n.e.c.	167	150 654	55 778	13 168	2 079
8099	Health and allied services, n.e.c.	87	(D)	(D)	(D)	FF
<b>81</b>	<b>Legal services</b>	<b>4 046</b>	<b>3 207 343</b>	<b>1 175 539</b>	<b>253 486</b>	<b>27 191</b>

**Table 7a. Summary Statistics for Firms Subject to Federal Income Tax for Metropolitan Areas: 1992—Con.**

[Includes only establishments with payroll. For meaning of abbreviations and symbols, see introductory text. For explanation of terms and comparability of 1987 and 1992 censuses, see appendix A. For definitions of CMSA's, MSA's, and PMSA's, see appendix D]

SIC code	Geographic area and kind of business or operation	Establishments (number)	Receipts (\$1,000)	Annual payroll (\$1,000)	First-quarter payroll (\$1,000)	Paid employees for pay period including March 12 (number)
<b>BOSTON-WORCESTER-LAWRENCE, MA-NH-ME-CT CMSA—Con.</b>						
<b>823, 4, 9</b>	<b>Selected educational services</b> -----	<b>432</b>	<b>239 221</b>	<b>68 481</b>	<b>15 638</b>	<b>3 394</b>
823	Libraries -----	—	—	—	—	—
824	Vocational schools -----	116	70 104	25 570	6 480	1 017
8243	Data processing schools -----	49	35 383	11 692	3 003	379
8244	Business and secretarial schools -----	17	9 211	3 015	750	163
8249	Vocational schools, n.e.c. -----	50	25 510	10 863	2 727	475
829	Schools and educational services, n.e.c. -----	316	169 117	42 911	9 158	2 377
<b>83</b>	<b>Social services</b> -----	<b>1 246</b>	<b>308 373</b>	<b>147 527</b>	<b>34 292</b>	<b>11 281</b>
835	Child day care services -----	840	127 804	65 271	15 762	6 044
832, 3, 6, 9	Other social services -----	406	180 569	82 256	18 530	5 237
832	Individual and family social services -----	144	56 548	28 695	6 181	1 907
833	Job training and vocational rehabilitation services -----	44	38 561	17 965	4 006	919
836	Residential care -----	169	65 546	30 455	7 107	2 184
839	Social services, n.e.c. -----	49	19 914	5 141	1 236	227
<b>87 ex. 8733</b>	<b>Engineering, accounting, research, management, and related services (except noncommercial research organizations)</b> -----	<b>6 564</b>	<b>9 034 943</b>	<b>3 721 863</b>	<b>870 278</b>	<b>83 695</b>
871	Engineering, architectural, and surveying services -----	1 989	4 042 875	1 613 853	384 301	35 149
8711	Engineering services -----	1 264	3 444 345	1 377 439	330 031	28 815
8712	Architectural services -----	530	540 265	206 838	48 081	5 197
8713	Surveying services -----	195	58 265	29 576	6 189	1 137
872	Accounting, auditing, and bookkeeping services -----	1 689	1 097 931	457 224	108 131	13 982
873 ex. 8733	Research, development, and testing services (except noncommercial research organizations) -----	552	1 289 849	518 364	117 889	12 636
8731	Commercial physical and biological research -----	257	776 350	312 656	68 426	5 972
8731 pt.	Commercial physical research -----	145	321 304	155 886	34 142	2 909
8731 pt.	Commercial medical and biological research -----	112	455 046	156 770	34 284	3 063
8732	Commercial economic, sociological, and educational research -----	173	329 730	127 940	30 122	4 030
8734	Testing laboratories -----	122	183 769	77 768	19 341	2 634
874	Management and public relations services -----	2 334	2 604 288	1 132 422	259 957	21 928
8741	Management services -----	523	660 620	261 714	63 158	6 889
8742	Management consulting services -----	1 331	1 578 919	733 198	167 506	11 667
8743	Public relations services -----	133	87 801	33 700	7 433	778
8744	Facilities support management services -----	18	15 854	5 636	1 031	166
8748	Business consulting services, n.e.c. -----	329	261 094	98 174	20 829	2 428
<b>89</b>	<b>Services, n.e.c.</b> -----	<b>397</b>	<b>241 181</b>	<b>101 930</b>	<b>23 550</b>	<b>2 686</b>
8999 pt.	Scientific and related consulting services, except environmental -----	101	77 424	32 092	7 684	716
8999 pt.	Other services -----	296	163 757	69 838	15 866	1 970
8999 pt.	Environmental consulting -----	123	121 305	53 306	12 071	1 481
8999 pt.	Authors, composers, and other arts-related services -----	57	11 728	3 780	861	104
8999 pt.	Other services, n.e.c. -----	116	30 724	12 752	2 934	385
<b>Boston, MA-NH PMSA</b>						
	<b>Total</b> -----	<b>28 643</b>	<b>29 450 676</b>	<b>11 406 870</b>	<b>2 625 546</b>	<b>373 169</b>
<b>70 ex. 704</b>	<b>Hotels, rooming houses, camps, and other lodging places (except membership lodging)</b> -----	<b>328</b>	<b>1 075 242</b>	<b>318 976</b>	<b>71 795</b>	<b>19 700</b>
7011	Hotels and motels -----	273	1 060 272	315 361	71 229	19 542
7011 pt.	Hotels -----	154	969 887	290 757	66 760	17 712
7011 pt.	Hotels, 25 guestrooms or more -----	129	964 815	289 614	66 501	17 555
7011 pt.	Hotels, less than 25 guestrooms -----	25	5 072	1 143	259	157
7011 pt.	Motels, motor hotels, and tourist courts -----	119	90 385	24 604	4 469	1 830
7011 pt.	Motels, tourist courts -----	97	62 423	16 651	2 679	1 168
7011 pt.	Motor hotels -----	22	27 962	7 953	1 790	662
702, 3	Other lodging places -----	55	14 970	3 615	566	158
702	Rooming and boarding houses -----	29	6 099	1 444	303	113
703	Camps and recreational vehicle parks -----	26	8 871	2 171	263	45
7032	Sporting and recreational camps -----	13	3 983	1 120	132	19
7033	Recreational vehicle parks and campsites -----	13	4 888	1 051	131	26
<b>72</b>	<b>Personal services</b> -----	<b>3 191</b>	<b>707 907</b>	<b>243 891</b>	<b>57 813</b>	<b>18 669</b>
721	Laundry, cleaning, and garment services -----	859	254 555	83 889	19 679	5 698
7211	Power laundries, family and commercial* -----	32	20 009	8 987	2 126	594
7213	Linen supply* -----	16	20 046	7 170	1 536	343
7215	Coin-operated laundries and drycleaning -----	193	50 232	10 285	2 379	723
7215 pt.	Coin-operated laundries and drycleaning stores -----	184	(D)	(D)	(D)	FF
7215 pt.	Coin-operated laundry routes -----	9	(D)	(D)	(D)	CC
7216	Drycleaning plants, except rug cleaning* -----	403	93 371	34 692	8 204	2 791
7217	Carpet and upholstery cleaning -----	72	17 976	5 226	1 209	329
7218	Industrial launderers* -----	12	25 741	8 184	2 016	357
7212, 9	Other laundry, cleaning, and garment services* -----	131	27 180	9 345	2 209	561
7212	Garment pressing, and agents for laundries and drycleaners -----	69	11 980	3 026	670	229
7219	Laundry and garment services, n.e.c.* -----	62	15 200	6 319	1 539	332
722	Photographic studios, portrait -----	107	25 116	6 341	1 394	452
723, 4	Beauty and barber shops -----	1 614	217 405	93 638	22 123	7 437
723	Beauty shops -----	1 534	210 910	90 561	21 396	7 227
724	Barber shops -----	80	6 495	3 077	727	210
725	Shoe repair shops and shoeshine parlors -----	28	3 151	1 400	322	83
726	Funeral service and crematories -----	225	106 845	26 881	5 885	854

**NH-44 NEW HAMPSHIRE**

**SERVICE INDUSTRIES—GEOGRAPHIC AREA SERIES**

**Table 7a. Summary Statistics for Firms Subject to Federal Income Tax for Metropolitan Areas: 1992 — Con.**

[Includes only establishments with payroll. For meaning of abbreviations and symbols, see introductory text. For explanation of terms and comparability of 1987 and 1992 censuses, see appendix A. For definitions of CMSA's, MSA's, and PMSA's, see appendix D]

SIC code	Geographic area and kind of business or operation	Establishments (number)	Receipts (\$1,000)	Annual payroll (\$1,000)	First-quarter payroll (\$1,000)	Paid employees for pay period including March 12 (number)
<b>BOSTON-WORCESTER-LAWRENCE, MA-NH-ME-CT CMSA—Con.</b>						
<b>Boston, MA-NH PMSA—Con.</b>						
<b>72</b>	<b>Personal services—Con.</b>					
729	Miscellaneous personal services .....	358	100 835	31 742	8 410	4 145
7291	Tax return preparation services .....	64	16 628	7 700	3 082	1 817
7299	Miscellaneous personal services, n.e.c. ....	294	84 207	24 042	5 328	2 328
7299 pt.	Massage parlors, tanning salons, and saunas .....	52	5 639	1 620	408	201
7299 pt.	Other personal services .....	242	78 568	22 422	4 920	2 127
7299 pt.	Diet and weight reducing services .....	131	39 698	11 473	2 430	1 348
7299 pt.	Formal wear rental .....	30	11 009	2 776	572	168
7299 pt.	Other personal services, n.e.c. ....	81	27 861	8 173	1 918	611
<b>73</b>	<b>Business services .....</b>	<b>5 505</b>	<b>9 362 460</b>	<b>3 646 602</b>	<b>854 192</b>	<b>130 930</b>
731	Advertising .....	361	417 677	171 995	35 059	3 348
7311	Advertising agencies .....	286	349 196	152 591	30 654	2 764
7312	Outdoor advertising services .....	8	(D)	(D)	(D)	CC
7313	Radio, television, publishers' advertising representatives .....	36	25 702	8 782	1 942	200
7313 pt.	Radio, television advertising representatives .....	18	(D)	(D)	(D)	CC
7313 pt.	Publishers' advertising representatives .....	18	(D)	(D)	(D)	BB
7319	Advertising, n.e.c. ....	31	(D)	(D)	(D)	EE
732	Consumer credit reporting agencies, mercantile reporting agencies, and adjustment and collection agencies .....	87	72 942	31 856	8 048	1 397
7322	Adjustment and collection services .....	73	60 203	27 714	7 054	1 258
7323	Credit reporting services .....	14	12 739	4 142	994	139
733	Mailing, reproduction, commercial art and photography, and stenographic services .....	638	415 220	133 348	31 694	5 127
7331	Direct mail advertising services .....	78	132 474	44 882	10 719	1 693
7331 pt.	Mailing list compilers, brokers, and managers .....	17	21 230	7 445	1 595	291
7331 pt.	Direct mail advertising services, except mailing list services .....	61	111 244	37 437	9 124	1 402
7334	Photocopying and duplicating services .....	97	92 017	29 068	7 156	1 326
7334 pt.	Blueprinting and photocopying services .....	92	(D)	(D)	(D)	GG
7334 pt.	Duplicating services, except printing and photocopying .....	5	(D)	(D)	(D)	BB
7335, 6	Commercial photography, art, and graphics .....	361	154 531	46 550	10 794	1 455
7335	Commercial photography .....	88	23 626	6 719	1 505	235
7336	Commercial art and graphic design .....	273	130 905	39 831	9 289	1 220
7336 pt.	Commercial art .....	42	10 641	4 137	1 143	118
7336 pt.	Graphic arts and related design .....	231	120 264	35 694	8 146	1 102
7338	Secretarial and court reporting services .....	102	36 198	12 848	3 025	653
734	Services to dwellings and other buildings .....	799	413 044	229 554	54 631	18 729
7342	Disinfecting and pest control services .....	86	26 758	11 823	2 402	423
7349	Building cleaning and maintenance services, n.e.c. ....	713	386 286	217 731	52 229	18 306
735	Miscellaneous equipment rental and leasing .....	262	456 547	83 343	20 038	4 460
7352	Medical equipment rental and leasing .....	27	49 406	7 556	1 755	217
7353	Heavy construction equipment rental and leasing .....	63	64 113	18 756	4 163	476
7353 pt.	Rental and leasing of heavy construction equipment without operators .....	30	33 175	7 468	1 774	210
7353 pt.	Rental and leasing of heavy construction equipment with operators .....	33	30 938	11 288	2 389	286
7359	Equipment rental and leasing, n.e.c. ....	172	343 028	57 031	14 120	3 767
7359 pt.	Equipment rental .....	143	185 239	47 992	11 989	3 475
7359 pt.	Rent-to-own .....	18	(D)	(D)	(D)	CC
7359 pt.	Equipment rental, except rent-to-own .....	125	(D)	(D)	(D)	HH
7359 pt.	Equipment leasing, except finance leasing .....	29	157 789	9 039	2 131	292
736	Personnel supply services .....	615	938 362	660 408	155 236	34 942
7361	Employment agencies .....	269	126 251	68 621	16 895	4 063
7363	Help supply services .....	346	812 111	591 787	138 341	30 879
7363 pt.	Temporary help supply .....	303	657 131	475 214	112 449	26 812
7363 pt.	Help supply, except temporary .....	43	154 980	116 573	25 892	4 067
7363 pt.	Employee leasing .....	30	137 554	107 640	23 436	3 726
7363 pt.	Other help supply services .....	13	17 426	8 933	2 456	341
737	Computer programming, data processing, and other computer related services .....	1 671	5 537 695	1 867 467	442 339	39 495
7371, 2, 3	Computer programming, prepackaged software, and integrated systems .....	1 121	3 738 562	1 260 732	301 002	24 672
7371	Computer programming services .....	657	1 067 456	438 932	108 780	8 686
7372	Prepackaged software .....	347	2 146 234	642 718	151 275	12 277
7373	Computer integrated systems .....	117	524 872	179 082	40 947	3 709
7374, 5, 6	Data processing services .....	205	(D)	(D)	(D)	II
7374, 5	Computer processing, information retrieval .....	197	915 948	265 369	63 295	8 019
7374	Computer processing and data preparation and processing services .....	163	797 618	237 086	57 097	7 315
7375	Information retrieval services .....	34	118 330	28 283	6 198	704
7376	Computer facilities management services .....	8	(D)	(D)	(D)	CC
7377, 8, 9	Computer rental and leasing, maintenance, and related services, n.e.c. ....	345	(D)	(D)	(D)	II
7377	Computer rental and leasing .....	25	118 988	15 455	3 249	340
7378	Computer maintenance and repair .....	98	577 438	242 675	56 963	4 948
7379	Computer related services, n.e.c. ....	222	(D)	(D)	(D)	GG
7379 pt.	Computer consultants .....	183	138 230	62 706	13 771	1 107
7379 pt.	Miscellaneous computer services, n.e.c. ....	39	(D)	(D)	(D)	EE
738	Miscellaneous business services .....	1 072	1 110 973	468 631	107 147	23 432
7381, 2	Detective agencies and protective services .....	234	300 970	180 677	45 085	12 950
7381	Detective, guard, and armored car services .....	187	239 966	158 437	39 606	12 040
7381 pt.	Detective agencies and guard services .....	176	223 521	151 198	37 714	11 706
7381 pt.	Armored car services .....	11	16 445	7 239	1 892	334
7382	Security systems services .....	47	61 004	22 240	5 479	910
7383	News syndicates .....	13	(D)	(D)	(D)	CC
7384	Photofinishing laboratories* .....	130	63 017	16 428	3 879	858
7384 pt.	Photofinishing laboratories, except "one-hour" (mini) labs* .....	56	46 370	12 369	2 977	529
7384 pt.	One-hour (mini) photofinishing* .....	74	16 647	4 059	902	329



**Table 7a. Summary Statistics for Firms Subject to Federal Income Tax for Metropolitan Areas: 1992 — Con.**

[Includes only establishments with payroll. For meaning of abbreviations and symbols, see introductory text. For explanation of terms and comparability of 1987 and 1992 censuses, see appendix A. For definitions of CMSA's, MSA's, and PMSA's, see appendix D]

SIC code	Geographic area and kind of business or operation	Establishments (number)	Receipts (\$1,000)	Annual payroll (\$1,000)	First-quarter payroll (\$1,000)	Paid employees for pay period including March 12 (number)
	<b>BOSTON-WORCESTER-LAWRENCE, MA-NH-ME-CT CMSA—Con.</b>					
	<b>Boston, MA-NH PMSA—Con.</b>					
<b>73</b>	<b>Business services—Con.</b>					
738	Miscellaneous business services—Con.					
7389	Business services, n.e.c. -----	695	(D)	(D)	(D)	II
7389 pt.	Sign painting shops -----	40	(D)	(D)	(D)	CC
7389 pt.	Interior designing -----	79	30 192	7 968	2 080	241
7389 pt.	Telephone answering services -----	57	15 312	7 461	1 740	684
7389 pt.	Other business services -----	519	679 843	250 170	53 035	8 487
7389 pt.	Water softening and conditioning services -----	4	3 188	1 087	304	29
7389 pt.	Packaging and labeling services -----	25	(D)	(D)	(D)	CC
7389 pt.	Trading stamp services -----	2	(D)	(D)	(D)	BB
7389 pt.	Miscellaneous business services -----	488	625 721	239 855	51 146	8 231
7389 pt.	Convention and trade show services -----	43	126 493	44 393	9 016	934
7389 pt.	Private mail centers -----	31	11 388	3 032	683	203
7389 pt.	Miscellaneous business services, n.e.c. -----	414	487 840	192 430	41 447	7 094
<b>75</b>	<b>Automotive repair, services, and parking -----</b>	<b>2 248</b>	<b>1 111 507</b>	<b>238 967</b>	<b>56 791</b>	<b>11 294</b>
751	Automotive rental and leasing, without drivers -----	164	364 795	48 850	11 727	2 257
7513	Truck rental and leasing, without drivers -----	63	(D)	(D)	(D)	EE
7513 pt.	Truck rental, without drivers -----	38	(D)	(D)	(D)	CC
7513 pt.	Truck leasing, except finance leasing -----	25	41 095	6 483	1 769	148
7514, 5	Passenger car rental and leasing -----	99	287 742	38 607	9 066	1 936
7514	Passenger car rental -----	80	261 419	36 036	8 248	1 835
7515	Passenger car leasing -----	19	26 323	2 571	818	101
7519	Utility trailer and recreational vehicle rental -----	2	(D)	(D)	(D)	AA
752	Automobile parking -----	218	92 171	19 817	4 589	1 311
7521 pt.	Parking lots -----	160	51 419	10 141	2 185	742
7521 pt.	Parking structures -----	58	40 752	9 676	2 404	569
753	Automotive repair shops -----	1 618	568 815	146 807	34 819	6 275
7532	Top, body, and upholstery repair shops and paint shops -----	554	195 794	55 407	13 544	2 367
7532 pt.	Top and body repair shops -----	537	187 182	52 770	12 996	2 280
7532 pt.	Paint shops -----	17	8 612	2 637	548	107
7538	General automotive repair shops -----	736	242 855	57 834	13 592	2 548
7538 pt.	General automotive repair shops, except diesel -----	699	229 559	53 988	12 648	2 400
7538 pt.	Diesel repair shops -----	37	13 296	3 846	944	148
7533, 4, 6, 7, 9	Other automotive repair shops -----	328	130 166	33 566	7 683	1 360
7533	Automotive exhaust system repair shops -----	59	34 022	7 776	1 750	305
7534	Tire retreading and repair shops -----	11	5 629	846	208	46
7536	Automotive glass replacement shops -----	111	38 533	10 296	2 407	395
7537	Automotive transmission repair shops -----	55	16 805	5 643	1 381	249
7539	Automotive repair shops, n.e.c. -----	92	35 177	9 005	1 937	365
7539 pt.	Radiator repair -----	23	6 988	1 573	353	75
7539 pt.	Brake, front end, and wheel alignment -----	32	14 390	4 289	932	153
7539 pt.	Automotive electrical and fuel system services -----	27	7 028	2 294	453	94
7539 pt.	Carburetor repair shops -----	13	3 690	1 122	220	46
7539 pt.	Automotive electrical repair shops -----	14	3 338	1 172	233	48
7539 pt.	Other automotive repair shops, n.e.c. -----	10	6 771	849	199	43
754	Automotive services, except repair -----	248	85 726	23 493	5 656	1 451
7542	Carwashes -----	124	30 705	9 820	2 477	708
7549	Automotive services, except repair and carwashes -----	124	55 021	13 673	3 179	743
7549 pt.	Lubrication shops -----	41	23 694	5 510	1 252	350
7549 pt.	Other automotive services -----	83	31 327	8 163	1 927	393
7549 pt.	Towing services -----	66	22 728	5 074	1 238	292
7549 pt.	Other automotive services, n.e.c. -----	17	8 599	3 089	689	101
<b>76</b>	<b>Miscellaneous repair services -----</b>	<b>820</b>	<b>404 559</b>	<b>130 940</b>	<b>32 225</b>	<b>4 771</b>
762	Electrical repair shops -----	237	149 427	56 224	14 531	1 891
7622	Radio and television repair shops -----	57	19 356	5 702	1 428	249
7623, 9	Other electrical and electronic repair shops -----	180	130 071	50 522	13 103	1 642
7623	Refrigeration and air-conditioning service and repair shops -----	45	28 311	9 037	2 195	280
7629	Electrical and electronic repair shops, n.e.c. -----	135	101 760	41 485	10 908	1 362
763	Watch, clock, and jewelry repair -----	33	6 524	1 704	407	83
764	Reupholstery and furniture repair -----	83	13 351	4 577	1 121	244
769	Miscellaneous repair and related services -----	467	235 257	68 435	16 166	2 553
7692	Welding repair -----	33	9 472	2 287	511	87
7694	Armature rewinding shops -----	21	15 528	4 209	1 042	148
7699	Repair shops and related services, n.e.c. -----	413	210 257	61 939	14 613	2 318
7699 pt.	Farm machinery and equipment repair -----	2	(D)	(D)	(D)	AA
7699 pt.	Lawnmower and other small gasoline engine repair -----	19	7 918	2 514	519	87
7699 pt.	Sewer and septic tank cleaning services -----	45	16 549	5 480	1 224	209
7699 pt.	Other repair and related services, n.e.c. -----	347	(D)	(D)	(D)	GG
<b>78, 79, 84</b>	<b>Amusement and recreation services, including motion pictures and museums -----</b>	<b>1 450</b>	<b>1 121 029</b>	<b>343 329</b>	<b>69 671</b>	<b>14 965</b>
781, 2	Motion picture production, distribution, and services -----	170	306 668	39 529	9 658	1 227
7812 pt.	Motion picture production, except for television -----	65	39 407	13 414	3 156	397
7812 pt.	Motion picture and tape production for television -----	35	18 028	6 792	1 666	230
7819	Services allied to motion picture production -----	39	(D)	(D)	(D)	EE
7822 pt.	Motion picture film and tape distributors -----	21	(D)	(D)	(D)	CC
7822 pt.	Motion picture film exchanges -----	15	(D)	(D)	(D)	CC
7822 pt.	Video tape wholesalers -----	6	(D)	(D)	(D)	BB
7822 pt.	Film and tape distribution for television -----	1	(D)	(D)	(D)	AA
7829	Services allied to motion picture distribution -----	9	(D)	(D)	(D)	BB
783	Motion picture theaters -----	71	96 332	12 042	2 989	1 361
7832	Motion picture theaters, except drive-in -----	70	(D)	(D)	(D)	GG
7833	Drive-in motion picture theaters -----	1	(D)	(D)	(D)	AA
784	Video tape rental -----	280	73 864	15 396	3 620	1 790

**Table 7a. Summary Statistics for Firms Subject to Federal Income Tax for Metropolitan Areas: 1992 — Con.**

[Includes only establishments with payroll. For meaning of abbreviations and symbols, see introductory text. For explanation of terms and comparability of 1987 and 1992 censuses, see appendix A. For definitions of CMSA's, MSA's, and PMSA's, see appendix D]

SIC code	Geographic area and kind of business or operation	Establishments (number)	Receipts (\$1,000)	Annual payroll (\$1,000)	First-quarter payroll (\$1,000)	Paid employees for pay period including March 12 (number)
	<b>BOSTON-WORCESTER-LAWRENCE, MA-NH-ME-CT CMSA—Con.</b>					
	<b>Boston, MA-NH PMSA—Con.</b>					
<b>78, 79, 84</b>	<b>Amusement and recreation services, including motion pictures and museums—Con.</b>					
792	Theatrical producers (except motion picture), bands, orchestras, and entertainers .....	104	109 637	21 859	3 687	923
7922	Theatrical producers (except motion picture) and miscellaneous theatrical services .....	68	82 759	16 560	2 748	795
7922 pt.	Producers of live theatrical productions .....	15	12 376	3 032	507	102
7922 pt.	Producers of radio and television shows, except tape producers .....	2	(D)	(D)	(D)	BB
7922 pt.	Artists' and entertainers' managers or agents, concert bureaus, booking agents .....	29	39 237	7 979	1 327	135
7922 pt.	Other theatrical services .....	22	(D)	(D)	(D)	FF
7929	Bands, orchestras, actors, and other entertainers and entertainment groups .....	36	26 878	5 299	939	128
7929 pt.	Dance groups and artists .....	2	(D)	(D)	(D)	AA
7929 pt.	Symphony orchestras, opera companies, and chamber music organizations .....	2	(D)	(D)	(D)	AA
7929 pt.	Other music and entertainment presentations .....	32	(D)	(D)	(D)	CC
7929 pt.	Other music groups and artists .....	16	16 859	1 990	352	60
7929 pt.	Other entertainers and entertainment groups .....	16	(D)	(D)	(D)	BB
793	Bowling centers .....	57	18 407	5 738	1 448	466
79 ex. 792, 3, 84	Commercial sports and other amusement and recreation services, including museums .....	768	516 121	248 765	48 269	9 198
794	Commercial sports .....	43	193 734	154 379	30 041	2 032
7941	Professional sports clubs, managers, promoters .....	19	113 372	134 212	25 192	962
7941 pt.	Baseball clubs .....	1	(D)	(D)	(D)	CC
7941 pt.	Football clubs .....	1	(D)	(D)	(D)	CC
7941 pt.	Other professional sports clubs .....	3	(D)	(D)	(D)	CC
7941 pt.	Managers and promoters .....	14	(D)	(D)	(D)	EE
7948	Racing, including track operation .....	24	80 362	20 167	4 849	1 070
7948 pt.	Auto racetrack operation .....	—	—	—	—	—
7948 pt.	Horse racetrack operation .....	3	(D)	(D)	(D)	EE
7948 pt.	Dog racetrack operation .....	2	(D)	(D)	(D)	FF
7948 pt.	Racing stables and racing, n.e.c. .....	19	12 893	3 731	953	100
79 ex. 792, 3, 4; 84	Other amusement and recreation services, including museums .....	725	322 387	94 386	18 228	7 166
791	Dance studios, schools, and halls .....	65	10 052	2 924	764	303
7991	Physical fitness facilities .....	183	88 715	25 224	6 040	2 841
7991 pt.	Physical fitness centers, except gymnasiums and athletic clubs .....	147	66 154	18 643	4 422	2 083
7991 pt.	Gymnasiums and athletic clubs .....	36	22 561	6 581	1 618	758
7992	Public golf courses .....	36	25 505	8 241	942	215
7993	Coin-operated amusement devices .....	37	12 134	2 974	639	176
7996	Amusement parks .....	5	4 615	1 400	235	51
7997	Membership sports and recreation clubs .....	100	77 382	25 656	4 694	1 873
7999, 84	Amusement and recreation services, including museums, n.e.c. ..	299	103 984	27 967	4 914	1 707
7999 pt.	Concession operators of amusement devices and rides .....	9	3 442	1 421	96	17
7999 pt.	Carnivals, circuses, and fairs .....	8	(D)	(D)	(D)	BB
7999 pt.	Carnivals and circuses .....	4	(D)	(D)	(D)	BB
7999 pt.	Fairs .....	4	(D)	(D)	(D)	AA
7999 pt., 84	Other recreation and amusements, including museums .....	282	(D)	(D)	(D)	GG
84	Museums, art galleries, and botanical and zoological gardens .....	10	6 462	2 099	201	80
841	Museums and art galleries .....	6	(D)	(D)	(D)	BB
842	Arboreta and botanical or zoological gardens .....	4	(D)	(D)	(D)	AA
7999 pt.	Roller skating rinks .....	6	1 843	624	173	84
7999 pt.	Ice skating rinks .....	8	6 282	1 726	425	105
7999 pt.	Other amusement and recreation services, n.e.c. .....	258	(D)	(D)	(D)	GG
<b>80</b>	<b>Health services .....</b>	<b>6 276</b>	<b>4 485 700</b>	<b>2 045 805</b>	<b>464 489</b>	<b>70 722</b>
801	Offices and clinics of doctors of medicine .....	2 743	1 817 779	903 468	194 303	17 236
8011 pt.	Offices of doctors of medicine .....	2 691	1 780 700	889 400	190 696	16 870
8011 pt.	General medical clinics .....	52	37 079	14 068	3 607	366
802	Offices and clinics of dentists .....	1 754	593 394	215 955	49 634	9 169
8021 pt.	Offices of dentists .....	1 744	(D)	(D)	(D)	II
8021 pt.	Dental clinics .....	10	(D)	(D)	(D)	BB
803	Offices and clinics of doctors of osteopathy .....	17	5 349	2 221	497	58
8031 pt.	Offices of osteopathic physicians .....	17	5 349	2 221	497	58
8031 pt.	Osteopathic clinics .....	—	—	—	—	—
804	Offices and clinics of other health practitioners .....	954	261 383	88 020	19 510	3 519
8041	Offices and clinics of chiropractors .....	324	92 391	27 903	6 156	1 077
8042	Offices and clinics of optometrists .....	193	48 339	13 363	3 086	652
8043	Offices and clinics of podiatrists .....	118	25 989	7 652	1 742	335
8049	Offices and clinics of health practitioners, n.e.c. .....	319	94 664	39 102	8 526	1 455
805	Nursing and personal care facilities .....	301	906 713	479 385	117 563	25 203
8051	Skilled nursing care facilities .....	195	776 046	409 064	100 142	20 807
8052	Intermediate care facilities .....	75	94 863	55 489	13 742	3 341
8059	Nursing and personal care facilities, n.e.c. .....	31	35 804	14 832	3 679	1 055
806	Hospitals .....	11	196 704	102 726	24 269	3 480
8062	General medical and surgical hospitals .....	2	(D)	(D)	(D)	EE
8063, 9	Specialty hospitals .....	9	(D)	(D)	(D)	HH
8063	Psychiatric hospitals .....	7	(D)	(D)	(D)	GG
8069	Specialty hospitals, except psychiatric .....	2	(D)	(D)	(D)	GG

**Table 7a. Summary Statistics for Firms Subject to Federal Income Tax for Metropolitan Areas: 1992 — Con.**

[Includes only establishments with payroll. For meaning of abbreviations and symbols, see introductory text. For explanation of terms and comparability of 1987 and 1992 censuses, see appendix A. For definitions of CMSA's, MSA's, and PMSA's, see appendix D]

SIC code	Geographic area and kind of business or operation	Establishments (number)	Receipts (\$1,000)	Annual payroll (\$1,000)	First-quarter payroll (\$1,000)	Paid employees for pay period including March 12 (number)
<b>BOSTON—WORCESTER—LAWRENCE, MA—NH—ME—CT CMSA—Con.</b>						
<b>Boston, MA—NH PMSA—Con.</b>						
<b>80</b>	<b>Health services—Con.</b>					
807, 8, 9	Other health services .....	496	704 378	254 030	58 713	12 057
807	Medical and dental laboratories .....	223	322 790	102 002	24 449	3 348
8071	Medical laboratories .....	134	299 823	91 935	22 103	2 920
8072	Dental laboratories .....	89	22 967	10 067	2 346	428
808	Home health care services .....	101	203 558	90 747	19 749	6 640
809	Miscellaneous health and allied services, n.e.c. ....	172	178 030	61 281	14 515	2 069
8092	Kidney dialysis centers .....	12	(D)	(D)	(D)	CC
8093	Specialty outpatient facilities, n.e.c. ....	101	102 902	37 812	9 158	1 358
8099	Health and allied services, n.e.c. ....	59	(D)	(D)	(D)	EE
<b>81</b>	<b>Legal services .....</b>	<b>2 781</b>	<b>2 663 120</b>	<b>958 979</b>	<b>208 055</b>	<b>20 801</b>
<b>823, 4, 9</b>	<b>Selected educational services .....</b>	<b>299</b>	<b>205 754</b>	<b>55 805</b>	<b>12 365</b>	<b>2 611</b>
823	Libraries .....	—	—	—	—	—
824	Vocational schools .....	78	53 914	17 535	4 324	638
8243	Data processing schools .....	37	32 626	10 531	2 735	325
8244	Business and secretarial schools .....	13	7 442	2 251	506	103
8249	Vocational schools, n.e.c. ....	28	13 846	4 753	1 083	210
829	Schools and educational services, n.e.c. ....	221	151 840	38 270	8 041	1 973
<b>83</b>	<b>Social services .....</b>	<b>694</b>	<b>196 702</b>	<b>95 274</b>	<b>21 781</b>	<b>6 863</b>
835	Child day care services .....	454	71 794	37 299	8 887	3 323
832, 3, 6, 9	Other social services .....	240	124 908	57 975	12 894	3 540
832	Individual and family social services .....	82	39 174	21 356	4 475	1 401
833	Job training and vocational rehabilitation services .....	22	25 335	11 737	2 599	533
836	Residential care .....	94	42 159	19 876	4 605	1 386
839	Social services, n.e.c. ....	42	18 240	5 006	1 215	220
<b>87 ex. 8733</b>	<b>Engineering, accounting, research, management, and related services (except noncommercial research organizations) .....</b>	<b>4 759</b>	<b>7 929 231</b>	<b>3 248 310</b>	<b>757 805</b>	<b>69 756</b>
871	Engineering, architectural, and surveying services .....	1 426	3 750 137	1 485 930	354 564	31 371
8711	Engineering services .....	876	3 199 090	1 269 691	304 558	25 815
8712	Architectural services .....	445	514 098	197 878	46 082	4 904
8713	Surveying services .....	105	36 949	18 361	3 924	652
872	Accounting, auditing, and bookkeeping services .....	1 106	907 367	376 558	88 424	10 760
873 ex. 8733	Research, development, and testing services (except noncommercial research organizations) .....	431	1 162 201	461 145	104 052	10 992
8731	Commercial physical and biological research .....	214	718 607	283 431	61 362	5 399
8731 pt.	Commercial physical research .....	118	274 178	131 089	27 996	2 430
8731 pt.	Commercial medical and biological research .....	96	444 429	152 342	33 366	2 969
8732	Commercial economic, sociological, and educational research .....	150	315 191	124 009	29 068	3 803
8734	Testing laboratories .....	67	128 403	53 705	13 622	1 790
874	Management and public relations services .....	1 796	2 109 526	924 677	210 765	16 633
8741	Management services .....	375	401 315	151 717	36 033	3 998
8742	Management consulting services .....	1 040	1 375 652	645 923	147 579	9 750
8743	Public relations services .....	114	81 480	32 236	7 111	721
8744	Facilities support management services .....	15	12 730	4 653	778	118
8748	Business consulting services, n.e.c. ....	252	238 349	90 148	19 264	2 046
<b>89</b>	<b>Services, n.e.c. ....</b>	<b>292</b>	<b>187 465</b>	<b>79 992</b>	<b>18 564</b>	<b>2 087</b>
8999 pt.	Scientific and related consulting services, except environmental .....	77	68 268	28 263	6 690	601
8999 pt.	Other services .....	215	119 197	51 729	11 874	1 486
8999 pt.	Environmental consulting .....	79	84 147	38 096	8 809	1 086
8999 pt.	Authors, composers, and other arts-related services .....	47	9 921	3 058	727	86
8999 pt.	Other services, n.e.c. ....	89	25 129	10 575	2 338	314
<b>Brockton, MA PMSA</b>						
<b>Total .....</b>		<b>1 334</b>	<b>756 081</b>	<b>300 368</b>	<b>68 009</b>	<b>13 635</b>
(See appropriate State for SIC detail.)						
<b>Fitchburg—Leominster, MA PMSA</b>						
<b>Total .....</b>		<b>773</b>	<b>291 369</b>	<b>112 568</b>	<b>25 890</b>	<b>5 809</b>
(See appropriate State for SIC detail.)						

**Table 7a. Summary Statistics for Firms Subject to Federal Income Tax for Metropolitan Areas: 1992—Con.**

[Includes only establishments with payroll. For meaning of abbreviations and symbols, see introductory text. For explanation of terms and comparability of 1987 and 1992 censuses, see appendix A. For definitions of CMSA's, MSA's, and PMSA's, see appendix D]

SIC code	Geographic area and kind of business or operation	Establishments (number)	Receipts (\$1,000)	Annual payroll (\$1,000)	First-quarter payroll (\$1,000)	Paid employees for pay period including March 12 (number)
	<b>BOSTON-WORCESTER-LAWRENCE, MA-NH-ME-CT CMSA—Con.</b>					
	<b>Lawrence, MA-NH PMSA</b>					
	<b>Total -----</b>	<b>2 307</b>	<b>1 623 564</b>	<b>597 810</b>	<b>138 787</b>	<b>24 182</b>
<b>70 ex. 704</b>	<b>Hotels, rooming houses, camps, and other lodging places (except membership lodging) -----</b>	<b>29</b>	<b>27 066</b>	<b>7 947</b>	<b>1 767</b>	<b>678</b>
7011	Hotels and motels -----	18	23 473	6 974	1 607	586
7011 pt.	Hotels -----	7	19 032	5 729	1 362	482
7011 pt.	Hotels, 25 guestrooms or more -----	6	(D)	(D)	(D)	EE
7011 pt.	Hotels, less than 25 guestrooms -----	1	(D)	(D)	(D)	AA
7011 pt.	Motels, motor hotels, and tourist courts -----	11	4 441	1 245	245	104
7011 pt.	Motels, tourist courts -----	6	3 279	883	175	63
7011 pt.	Motor hotels -----	5	1 162	362	70	41
702, 3	Other lodging places -----	11	3 593	973	160	92
702	Rooming and boarding houses -----	2	(D)	(D)	(D)	BB
703	Camps and recreational vehicle parks -----	9	(D)	(D)	(D)	BB
<b>72</b>	<b>Personal services -----</b>	<b>288</b>	<b>60 336</b>	<b>21 402</b>	<b>5 085</b>	<b>1 802</b>
721	Laundry, cleaning, and garment services -----	69	22 493	8 264	1 932	542
7211	Power laundries, family and commercial* -----	2	(D)	(D)	(D)	AA
7213	Linen supply* -----	3	(D)	(D)	(D)	CC
7215	Coin-operated laundries and drycleaning -----	18	2 027	487	129	69
7216	Drycleaning plants, except rug cleaning* -----	33	7 279	2 929	636	259
7217	Carpet and upholstery cleaning -----	7	1 081	330	65	25
7218	Industrial launderers* -----	1	(D)	(D)	(D)	BB
7212, 9	Other laundry, cleaning, and garment services* -----	5	(D)	(D)	(D)	AA
7212	Garment pressing, and agents for laundries and drycleaners -----	4	321	72	21	4
7219	Laundry and garment services, n.e.c.* -----	1	(D)	(D)	(D)	AA
722	Photographic studios, portrait -----	12	2 564	662	149	63
723, 4	Beauty and barber shops -----	149	16 344	6 610	1 537	669
723	Beauty shops -----	145	16 049	6 516	1 511	659
724	Barber shops -----	4	295	94	26	10
725	Shoe repair shops and shoeshine parlors -----	—	—	—	—	—
726	Funeral service and crematories -----	23	8 563	2 085	467	76
729	Miscellaneous personal services -----	35	10 372	3 781	1 000	452
7291	Tax return preparation services -----	5	(D)	(D)	(D)	CC
7299	Miscellaneous personal services, n.e.c. -----	30	(D)	(D)	(D)	CC
<b>73</b>	<b>Business services -----</b>	<b>427</b>	<b>603 877</b>	<b>217 078</b>	<b>52 841</b>	<b>8 111</b>
731	Advertising -----	20	9 735	3 033	619	101
7311	Advertising agencies -----	14	(D)	(D)	(D)	BB
7312	Outdoor advertising services -----	1	(D)	(D)	(D)	AA
7313	Radio, television, publishers' advertising representatives -----	3	(D)	(D)	(D)	BB
7319	Advertising, n.e.c. -----	2	(D)	(D)	(D)	AA
732	Consumer credit reporting agencies, mercantile reporting agencies, and adjustment and collection agencies -----	9	11 185	4 906	1 217	185
7322	Adjustment and collection services -----	6	(D)	(D)	(D)	CC
7323	Credit reporting services -----	3	(D)	(D)	(D)	BB
733	Mailing, reproduction, commercial art and photography, and stenographic services -----	30	12 208	2 355	512	88
7331	Direct mail advertising services -----	4	(D)	(D)	(D)	BB
7334	Photocopying and duplicating services -----	2	(D)	(D)	(D)	AA
7335, 6	Commercial photography, art, and graphics -----	20	5 554	1 547	351	49
7335	Commercial photography -----	6	785	256	76	23
7336	Commercial art and graphic design -----	14	4 769	1 291	275	26
7338	Secretarial and court reporting services -----	4	(D)	(D)	(D)	AA
734	Services to dwellings and other buildings -----	60	18 906	9 740	2 378	1 002
7342	Disinfecting and pest control services -----	6	3 537	1 522	425	49
7349	Building cleaning and maintenance services, n.e.c. -----	54	15 369	8 218	1 953	953
735	Miscellaneous equipment rental and leasing -----	35	13 955	3 839	832	144
7352	Medical equipment rental and leasing -----	2	(D)	(D)	(D)	AA
7353	Heavy construction equipment rental and leasing -----	10	(D)	(D)	(D)	BB
7359	Equipment rental and leasing, n.e.c. -----	23	10 511	2 777	629	115
736	Personnel supply services -----	54	63 212	39 418	8 166	2 133
7361	Employment agencies -----	17	20 653	13 294	2 395	270
7363	Help supply services -----	37	42 559	26 124	5 771	1 863
7363 pt.	Temporary help supply -----	36	(D)	(D)	(D)	GG
7363 pt.	Help supply, except temporary -----	1	(D)	(D)	(D)	BB
737	Computer programming, data processing, and other computer related services -----	134	432 323	140 019	35 753	3 518
7371, 2, 3	Computer programming, prepackaged software, and integrated systems -----	91	202 498	90 639	22 601	2 041
7371	Computer programming services -----	54	95 589	54 255	13 140	1 191
7372	Prepackaged software -----	25	95 396	34 960	9 247	819
7373	Computer integrated systems -----	12	11 513	1 424	214	31
7374, 5, 6	Data processing services -----	14	(D)	(D)	(D)	EE
7374, 5	Computer processing, information retrieval -----	12	(D)	(D)	(D)	EE
7376	Computer facilities management services -----	2	(D)	(D)	(D)	BB
7377, 8, 9	Computer rental and leasing, maintenance, and related services, n.e.c. -----	29	(D)	(D)	(D)	GG
7377	Computer rental and leasing -----	—	—	—	—	—
7378	Computer maintenance and repair -----	7	(D)	(D)	(D)	GG
7379	Computer related services, n.e.c. -----	22	(D)	(D)	(D)	CC

**Table 7a. Summary Statistics for Firms Subject to Federal Income Tax for Metropolitan Areas: 1992—Con.**

[Includes only establishments with payroll. For meaning of abbreviations and symbols, see introductory text. For explanation of terms and comparability of 1987 and 1992 censuses, see appendix A. For definitions of CMSA's, MSA's, and PMSA's, see appendix D]

SIC code	Geographic area and kind of business or operation	Establishments (number)	Receipts (\$1,000)	Annual payroll (\$1,000)	First-quarter payroll (\$1,000)	Paid employees for pay period including March 12 (number)
	<b>BOSTON-WORCESTER-LAWRENCE, MA-NH-ME-CT CMSA—Con.</b>					
	<b>Lawrence, MA-NH PMSA—Con.</b>					
<b>73</b>	<b>Business services—Con.</b>					
738	Miscellaneous business services .....	85	42 353	13 768	3 364	940
7381, 2	Detective agencies and protective services .....	22	8 542	4 829	1 200	432
7381	Detective, guard, and armored car services .....	17	(D)	(D)	(D)	EE
7382	Security systems services .....	5	(D)	(D)	(D)	AA
7383	News syndicates .....	1	(D)	(D)	(D)	AA
7384	Photofinishing laboratories* .....	13	2 536	602	141	37
7389	Business services, n.e.c. ....	49	(D)	(D)	(D)	EE
7389 pt.	Sign painting shops .....	2	(D)	(D)	(D)	AA
7389 pt.	Interior designing .....	2	(D)	(D)	(D)	AA
7389 pt.	Telephone answering services .....	7	2 145	1 097	247	98
7389 pt.	Other business services .....	38	27 001	6 717	1 655	356
<b>75</b>	<b>Automotive repair, services, and parking .....</b>	<b>223</b>	<b>152 181</b>	<b>26 867</b>	<b>6 307</b>	<b>1 166</b>
751	Automotive rental and leasing, without drivers .....	16	(D)	(D)	(D)	EE
7513	Truck rental and leasing, without drivers .....	6	(D)	(D)	(D)	EE
7514, 5	Passenger car rental and leasing .....	10	(D)	(D)	(D)	CC
7514	Passenger car rental .....	8	(D)	(D)	(D)	BB
7515	Passenger car leasing .....	2	(D)	(D)	(D)	BB
7519	Utility trailer and recreational vehicle rental .....	—	—	—	—	—
752	Automobile parking .....	12	(D)	(D)	(D)	BB
753	Automotive repair shops .....	178	53 144	13 117	3 094	589
7532	Top, body, and upholstery repair shops and paint shops .....	52	14 235	3 642	911	174
7532 pt.	Top and body repair shops .....	51	(D)	(D)	(D)	CC
7532 pt.	Paint shops .....	1	(D)	(D)	(D)	AA
7538	General automotive repair shops .....	101	25 857	6 484	1 525	298
7538 pt.	General automotive repair shops, except diesel .....	96	23 318	5 642	1 329	265
7538 pt.	Diesel repair shops .....	5	2 539	842	196	33
7533, 4, 6, 7, 9	Other automotive repair shops .....	25	13 052	2 991	658	117
7533	Automotive exhaust system repair shops .....	5	4 405	1 080	229	58
7534	Tire retreading and repair shops .....	3	(D)	(D)	(D)	AA
7536	Automotive glass replacement shops .....	8	4 978	1 055	255	30
7537	Automotive transmission repair shops .....	4	1 104	356	92	11
7539	Automotive repair shops, n.e.c. ....	5	(D)	(D)	(D)	AA
7539 pt.	Radiator repair .....	3	680	74	18	6
7539 pt.	Brake, front end, and wheel alignment .....	1	(D)	(D)	(D)	AA
7539 pt.	Automotive electrical and fuel system services .....	—	—	—	—	—
7539 pt.	Other automotive repair shops, n.e.c. ....	1	(D)	(D)	(D)	AA
754	Automotive services, except repair .....	17	5 188	1 582	367	108
7542	Carwashes .....	6	906	222	58	14
7549	Automotive services, except repair and carwashes .....	11	4 282	1 360	309	94
<b>76</b>	<b>Miscellaneous repair services .....</b>	<b>73</b>	<b>29 835</b>	<b>9 908</b>	<b>2 398</b>	<b>361</b>
762	Electrical repair shops .....	25	15 874	5 620	1 316	207
7622	Radio and television repair shops .....	8	4 510	1 830	438	79
7623, 9	Other electrical and electronic repair shops .....	17	11 364	3 790	878	128
7623	Refrigeration and air-conditioning service and repair shops .....	1	(D)	(D)	(D)	AA
7629	Electrical and electronic repair shops, n.e.c. ....	16	(D)	(D)	(D)	CC
763	Watch, clock, and jewelry repair .....	1	(D)	(D)	(D)	AA
764	Reupholstery and furniture repair .....	7	(D)	(D)	(D)	AA
769	Miscellaneous repair and related services .....	40	13 194	4 091	1 033	141
7692	Welding repair .....	4	597	230	46	6
7694	Armature rewinding shops .....	—	—	—	—	—
7699	Repair shops and related services, n.e.c. ....	36	12 597	3 861	987	135
<b>78, 79, 84</b>	<b>Amusement and recreation services, including motion pictures and museums .....</b>	<b>135</b>	<b>93 512</b>	<b>30 709</b>	<b>5 541</b>	<b>1 684</b>
781, 2	Motion picture production, distribution, and services .....	6	(D)	(D)	(D)	CC
783	Motion picture theaters .....	4	(D)	(D)	(D)	BB
7832	Motion picture theaters, except drive-in .....	4	(D)	(D)	(D)	BB
7833	Drive-in motion picture theaters .....	—	—	—	—	—
784	Video tape rental .....	42	8 969	1 893	406	231
792	Theatrical producers (except motion picture), bands, orchestras, and entertainers .....	2	(D)	(D)	(D)	AA
7922	Theatrical producers (except motion picture) and miscellaneous theatrical services .....	2	(D)	(D)	(D)	AA
7929	Bands, orchestras, actors, and other entertainers and entertainment groups .....	—	—	—	—	—
793	Bowling centers .....	3	2 147	818	140	44

**Table 7a. Summary Statistics for Firms Subject to Federal Income Tax for Metropolitan Areas: 1992—Con.**

[Includes only establishments with payroll. For meaning of abbreviations and symbols, see introductory text. For explanation of terms and comparability of 1987 and 1992 censuses, see appendix A. For definitions of CMSA's, MSA's, and PMSA's, see appendix D]

SIC code	Geographic area and kind of business or operation	Establishments (number)	Receipts (\$1,000)	Annual payroll (\$1,000)	First-quarter payroll (\$1,000)	Paid employees for pay period including March 12 (number)
	<b>BOSTON-WORCESTER-LAWRENCE, MA-NH-ME-CT CMSA—Con.</b>					
	<b>Lawrence, MA-NH PMSA—Con.</b>					
<b>78, 79, 84</b>	<b>Amusement and recreation services, including motion pictures and museums—Con.</b>					
79 ex. 792, 3, 84	Commercial sports and other amusement and recreation services, including museums	78	62 078	21 071	3 225	1 176
794	Commercial sports	6	(D)	(D)	(D)	CC
7941	Professional sports clubs, managers, promoters	—	—	—	—	—
7948	Racing, including track operation	6	(D)	(D)	(D)	CC
79 ex. 792, 3, 4; 84	Other amusement and recreation services, including museums	72	(D)	(D)	(D)	FF
791	Dance studios, schools, and halls	6	924	336	80	26
7991	Physical fitness facilities	10	2 322	489	130	80
7992	Public golf courses	2	(D)	(D)	(D)	BB
7993	Coin-operated amusement devices	3	947	112	26	15
7996	Amusement parks	1	(D)	(D)	(D)	BB
7997	Membership sports and recreation clubs	14	22 136	7 095	1 234	493
7999, 84	Amusement and recreation services, including museums, n.e.c.	36	8 488	1 880	469	209
7999 pt.	Concession operators of amusement devices and rides	6	1 305	521	179	117
7999 pt., 84	Carnivals, circuses, and fairs	—	—	—	—	—
	Other recreation and amusements, including museums	30	7 183	1 359	290	92
<b>80</b>	<b>Health services</b>	<b>517</b>	<b>443 741</b>	<b>199 798</b>	<b>45 453</b>	<b>7 326</b>
801	Offices and clinics of doctors of medicine	222	157 153	72 952	14 875	1 556
8011 pt.	Offices of doctors of medicine	213	150 245	69 736	14 253	1 457
8011 pt.	General medical clinics	9	6 908	3 216	622	99
802	Offices and clinics of dentists	147	53 722	21 929	5 019	875
803	Offices and clinics of doctors of osteopathy	2	(D)	(D)	(D)	AA
804	Offices and clinics of other health practitioners	77	23 892	7 872	1 775	349
8041	Offices and clinics of chiropractors	29	10 188	3 483	721	130
8042	Offices and clinics of optometrists	15	4 609	913	216	53
8043	Offices and clinics of podiatrists	10	2 201	819	190	35
8049	Offices and clinics of health practitioners, n.e.c.	23	6 894	2 657	648	131
805	Nursing and personal care facilities	26	81 481	42 408	10 415	2 420
8051	Skilled nursing care facilities	19	64 962	33 705	8 371	1 920
8052	Intermediate care facilities	7	16 519	8 703	2 044	500
8059	Nursing and personal care facilities, n.e.c.	—	—	—	—	—
806	Hospitals	5	85 222	37 254	9 669	1 367
8062	General medical and surgical hospitals	1	(D)	(D)	(D)	EE
8063, 9	Specialty hospitals	4	(D)	(D)	(D)	FF
807, 8, 9	Other health services	38	(D)	(D)	(D)	FF
807	Medical and dental laboratories	19	23 397	8 719	1 935	289
8071	Medical laboratories	18	(D)	(D)	(D)	EE
8072	Dental laboratories	1	(D)	(D)	(D)	AA
808	Home health care services	8	13 259	5 859	1 175	376
809	Miscellaneous health and allied services, n.e.c.	11	(D)	(D)	(D)	BB
8092	Kidney dialysis centers	—	—	—	—	—
8093	Specialty outpatient facilities, n.e.c.	9	(D)	(D)	(D)	BB
8099	Health and allied services, n.e.c.	2	(D)	(D)	(D)	AA
<b>81</b>	<b>Legal services</b>	<b>194</b>	<b>53 166</b>	<b>16 347</b>	<b>3 782</b>	<b>633</b>
<b>823, 4, 9</b>	<b>Selected educational services</b>	<b>19</b>	<b>6 092</b>	<b>1 534</b>	<b>331</b>	<b>87</b>
823	Libraries	—	—	—	—	—
824	Vocational schools	3	(D)	(D)	(D)	BB
829	Schools and educational services, n.e.c.	16	(D)	(D)	(D)	BB
<b>83</b>	<b>Social services</b>	<b>85</b>	<b>13 603</b>	<b>6 622</b>	<b>1 581</b>	<b>606</b>
835	Child day care services	65	9 606	4 810	1 164	458
832, 3, 6, 9	Other social services	20	3 997	1 812	417	148
<b>87 ex. 8733</b>	<b>Engineering, accounting, research, management, and related services (except noncommercial research organizations)</b>	<b>297</b>	<b>126 310</b>	<b>52 601</b>	<b>12 427</b>	<b>1 609</b>
871	Engineering, architectural, and surveying services	93	29 650	13 213	3 037	441
8711	Engineering services	68	22 974	9 939	2 374	273
8712	Architectural services	10	1 705	427	99	21
8713	Surveying services	15	4 971	2 847	564	147
872	Accounting, auditing, and bookkeeping services	106	40 491	15 139	3 818	554
873 ex. 8733	Research, development, and testing services (except noncommercial research organizations)	15	17 641	7 788	1 895	177
8731	Commercial physical and biological research	5	(D)	(D)	(D)	CC
8732	Commercial economic, sociological, and educational research	5	(D)	(D)	(D)	BB
8734	Testing laboratories	5	(D)	(D)	(D)	BB
874	Management and public relations services	83	38 528	16 461	3 677	437
8741	Management services	21	18 268	8 945	2 127	251
8742	Management consulting services	42	17 004	6 409	1 314	148
8743	Public relations services	5	1 053	345	82	11
8744	Facilities support management services	—	—	—	—	—
8748	Business consulting services, n.e.c.	15	2 203	762	154	27
<b>89</b>	<b>Services, n.e.c.</b>	<b>20</b>	<b>13 845</b>	<b>6 997</b>	<b>1 274</b>	<b>119</b>

**SERVICE INDUSTRIES—GEOGRAPHIC AREA SERIES**

**NEW HAMPSHIRE NH-51**

**Table 7a. Summary Statistics for Firms Subject to Federal Income Tax for Metropolitan Areas: 1992—Con.**

[Includes only establishments with payroll. For meaning of abbreviations and symbols, see introductory text. For explanation of terms and comparability of 1987 and 1992 censuses, see appendix A. For definitions of CMSA's, MSA's, and PMSA's, see appendix D]

SIC code	Geographic area and kind of business or operation	Establishments (number)	Receipts (\$1,000)	Annual payroll (\$1,000)	First-quarter payroll (\$1,000)	Paid employees for pay period including March 12 (number)
	<b>BOSTON-WORCESTER-LAWRENCE, MA-NH-ME-CT CMSA—Con.</b>					
	<b>Lowell, MA-NH PMSA</b>					
	<b>Total</b> .....	<b>1 686</b>	<b>1 181 958</b>	<b>451 915</b>	<b>107 658</b>	<b>16 919</b>
<b>70 ex. 704</b>	<b>Hotels, rooming houses, camps, and other lodging places (except membership lodging)</b> .....	<b>19</b>	<b>30 159</b>	<b>9 140</b>	<b>2 198</b>	<b>776</b>
7011	Hotels and motels .....	14	29 426	8 880	2 154	756
7011 pt.	Hotels .....	12	(D)	(D)	(D)	FF
7011 pt.	Motels, motor hotels, and tourist courts .....	2	(D)	(D)	(D)	BB
702, 3	Other lodging places .....	5	733	260	44	20
<b>72</b>	<b>Personal services</b> .....	<b>227</b>	<b>46 856</b>	<b>15 588</b>	<b>3 555</b>	<b>1 253</b>
721	Laundry, cleaning, and garment services .....	50	14 651	5 375	1 304	365
7211	Power laundries, family and commercial* .....	1	(D)	(D)	(D)	AA
7213	Linen supply* .....	3	(D)	(D)	(D)	CC
7215	Coin-operated laundries and drycleaning .....	12	1 400	399	71	32
7216	Drycleaning plants, except rug cleaning* .....	24	5 098	1 631	396	143
7217	Carpet and upholstery cleaning .....	7	873	197	44	24
7218	Industrial laundriers* .....	—	—	—	—	—
7212, 9	Other laundry, cleaning, and garment services* .....	3	(D)	(D)	(D)	AA
722	Photographic studios, portrait .....	7	5 653	1 614	314	153
723, 4	Beauty and barber shops .....	136	15 085	5 807	1 328	559
723	Beauty shops .....	133	14 438	5 508	1 261	531
724	Barber shops .....	3	647	299	67	28
725	Shoe repair shops and shoeshine parlors .....	—	—	—	—	—
726	Funeral service and crematories .....	19	7 857	1 801	373	69
729	Miscellaneous personal services .....	15	3 610	991	236	107
<b>73</b>	<b>Business services</b> .....	<b>309</b>	<b>398 299</b>	<b>156 288</b>	<b>36 879</b>	<b>5 140</b>
731	Advertising .....	4	(D)	(D)	(D)	BB
732	Consumer credit reporting agencies, mercantile reporting agencies, and adjustment and collection agencies .....	3	(D)	(D)	(D)	AA
733	Mailing, reproduction, commercial art and photography, and stenographic services .....	21	10 255	2 736	627	82
734	Services to dwellings and other buildings .....	51	10 123	4 324	938	328
735	Miscellaneous equipment rental and leasing .....	23	20 256	4 398	833	117
736	Personnel supply services .....	27	33 676	18 610	3 830	1 405
737	Computer programming, data processing, and other computer related services .....	121	282 733	111 881	27 418	2 155
7371, 2, 3	Computer programming, prepackaged software, and integrated systems .....	80	224 075	87 822	21 448	1 535
7374, 5, 6	Data processing services .....	6	(D)	(D)	(D)	EE
7377, 8, 9	Computer rental and leasing, maintenance, and related services, n.e.c. .....	35	(D)	(D)	(D)	EE
738	Miscellaneous business services .....	59	(D)	(D)	(D)	GG
<b>75</b>	<b>Automotive repair, services, and parking</b> .....	<b>180</b>	<b>55 695</b>	<b>13 814</b>	<b>3 188</b>	<b>675</b>
751	Automotive rental and leasing, without drivers .....	3	(D)	(D)	(D)	AA
752	Automobile parking .....	6	(D)	(D)	(D)	BB
753	Automotive repair shops .....	154	49 050	11 688	2 691	521
7532	Top, body, and upholstery repair shops and paint shops .....	46	13 289	3 392	795	141
7538	General automotive repair shops .....	76	25 973	5 993	1 427	281
7533, 4, 6, 7, 9	Other automotive repair shops .....	32	9 788	2 303	469	99
754	Automotive services, except repair .....	17	4 563	1 395	349	110
<b>76</b>	<b>Miscellaneous repair services</b> .....	<b>66</b>	<b>16 173</b>	<b>5 158</b>	<b>1 137</b>	<b>217</b>
762	Electrical repair shops .....	20	5 018	1 899	463	79
7622	Radio and television repair shops .....	4	(D)	(D)	(D)	AA
7623, 9	Other electrical and electronic repair shops .....	16	(D)	(D)	(D)	BB
763	Watch, clock, and jewelry repair .....	3	419	22	6	4
764	Reupholstery and furniture repair .....	3	531	199	42	15
769	Miscellaneous repair and related services .....	40	10 205	3 038	626	119
<b>78, 79, 84</b>	<b>Amusement and recreation services, including motion pictures and museums</b> .....	<b>89</b>	<b>49 403</b>	<b>11 707</b>	<b>2 633</b>	<b>941</b>
781, 2	Motion picture production, distribution, and services .....	—	—	—	—	—
783	Motion picture theaters .....	5	3 881	563	139	70
784	Video tape rental .....	23	5 282	1 006	235	124
792	Theatrical producers (except motion picture), bands, orchestras, and entertainers .....	4	(D)	(D)	(D)	AA
793	Bowling centers .....	2	(D)	(D)	(D)	BB
79 ex. 792, 3; 84	Commercial sports and other amusement and recreation services, including museums .....	55	37 757	9 591	2 122	701
<b>80</b>	<b>Health services</b> .....	<b>363</b>	<b>229 564</b>	<b>100 312</b>	<b>22 257</b>	<b>4 179</b>
801	Offices and clinics of doctors of medicine .....	149	76 025	34 273	6 908	802
802	Offices and clinics of dentists .....	109	42 812	16 536	3 713	690
803	Offices and clinics of doctors of osteopathy .....	—	—	—	—	—
804	Offices and clinics of other health practitioners .....	64	21 771	6 858	1 577	313
805	Nursing and personal care facilities .....	14	64 017	32 360	7 893	1 748
806	Hospitals .....	—	—	—	—	—
807, 8, 9	Other health services .....	27	24 939	10 285	2 166	626
<b>81</b>	<b>Legal services</b> .....	<b>146</b>	<b>48 084</b>	<b>16 241</b>	<b>3 529</b>	<b>506</b>

**NH-52 NEW HAMPSHIRE**

**SERVICE INDUSTRIES—GEOGRAPHIC AREA SERIES**

**Table 7a. Summary Statistics for Firms Subject to Federal Income Tax for Metropolitan Areas: 1992—Con.**

[Includes only establishments with payroll. For meaning of abbreviations and symbols, see introductory text. For explanation of terms and comparability of 1987 and 1992 censuses, see appendix A. For definitions of CMSA's, MSA's, and PMSA's, see appendix D]

SIC code	Geographic area and kind of business or operation	Establishments (number)	Receipts (\$1,000)	Annual payroll (\$1,000)	First-quarter payroll (\$1,000)	Paid employees for pay period including March 12 (number)
	<b>BOSTON-WORCESTER-LAWRENCE, MA-NH-ME-CT CMSA—Con.</b>					
	<b>Lowell, MA-NH PMSA—Con.</b>					
<b>823, 4, 9</b>	<b>Selected educational services</b> .....	<b>13</b>	<b>(D)</b>	<b>(D)</b>	<b>(D)</b>	<b>BB</b>
<b>83</b>	<b>Social services</b> .....	<b>49</b>	<b>12 727</b>	<b>5 678</b>	<b>1 372</b>	<b>434</b>
835	Child day care services .....	35	8 404	4 250	1 064	352
832, 3, 6, 9	Other social services .....	14	4 323	1 428	308	82
<b>87 ex. 8733</b>	<b>Engineering, accounting, research, management, and related services (except noncommercial research organizations)</b> .....	<b>212</b>	<b>288 741</b>	<b>115 297</b>	<b>30 314</b>	<b>2 700</b>
871	Engineering, architectural, and surveying services .....	70	47 175	22 261	6 246	620
872	Accounting, auditing, and bookkeeping services .....	64	13 057	4 623	1 099	196
873 ex. 8733	Research, development, and testing services (except noncommercial research organizations) .....	24	33 072	14 903	4 042	335
874	Management and public relations services .....	54	195 437	73 510	18 927	1 549
<b>89</b>	<b>Services, n.e.c.</b> .....	<b>13</b>	<b>(D)</b>	<b>(D)</b>	<b>(D)</b>	<b>BB</b>
	<b>Manchester, NH PMSA</b>					
	<b>Total</b> .....	<b>1 612</b>	<b>1 084 136</b>	<b>449 221</b>	<b>95 602</b>	<b>18 819</b>
<b>70 ex. 704</b>	<b>Hotels, rooming houses, camps, and other lodging places (except membership lodging)</b> .....	<b>14</b>	<b>20 628</b>	<b>5 518</b>	<b>1 328</b>	<b>604</b>
7011	Hotels and motels .....	12	(D)	(D)	(D)	FF
7011 pt.	Hotels .....	7	19 525	5 319	1 277	575
7011 pt.	Motels, motor hotels, and tourist courts .....	5	(D)	(D)	(D)	BB
702, 3	Other lodging places .....	2	(D)	(D)	(D)	AA
<b>72</b>	<b>Personal services</b> .....	<b>154</b>	<b>45 365</b>	<b>17 077</b>	<b>4 071</b>	<b>1 322</b>
721	Laundry, cleaning, and garment services .....	34	23 865	8 890	2 143	537
7211	Power laundries, family and commercial* .....	2	(D)	(D)	(D)	CC
7213	Linen supply* .....	1	(D)	(D)	(D)	AA
7215	Coin-operated laundries and drycleaning .....	13	1 593	375	86	53
7216	Drycleaning plants, except rug cleaning* .....	8	1 360	465	118	46
7217	Carpet and upholstery cleaning .....	5	856	337	83	31
7218	Industrial laundriers* .....	3	(D)	(D)	(D)	CC
7212, 9	Other laundry, cleaning, and garment services* .....	2	(D)	(D)	(D)	BB
722	Photographic studios, portrait .....	16	4 264	1 105	243	75
723, 4	Beauty and barber shops .....	73	8 164	3 382	795	313
723	Beauty shops .....	70	7 986	3 326	785	307
724	Barber shops .....	3	178	56	10	6
725	Shoe repair shops and shoeshine parlors .....	—	—	—	—	—
726	Funeral service and crematories .....	10	3 721	1 157	247	35
729	Miscellaneous personal services .....	21	5 351	2 543	643	362
<b>73</b>	<b>Business services</b> .....	<b>331</b>	<b>330 087</b>	<b>153 738</b>	<b>32 490</b>	<b>7 472</b>
731	Advertising .....	17	15 400	4 082	733	89
732	Consumer credit reporting agencies, mercantile reporting agencies, and adjustment and collection agencies .....	11	9 700	2 645	655	125
733	Mailing, reproduction, commercial art and photography, and stenographic services .....	33	13 644	4 020	977	252
734	Services to dwellings and other buildings .....	59	8 869	4 589	1 005	514
735	Miscellaneous equipment rental and leasing .....	17	7 354	1 686	348	100
736	Personnel supply services .....	32	117 594	81 162	16 002	4 500
737	Computer programming, data processing, and other computer related services .....	99	120 266	42 030	9 807	1 154
7371, 2, 3	Computer programming, prepackaged software, and integrated systems .....	60	61 218	24 272	5 597	566
7374, 5, 6	Data processing services .....	11	31 129	9 558	2 280	380
7377, 8, 9	Computer rental and leasing, maintenance, and related services, n.e.c. ....	28	27 919	8 200	1 930	208
738	Miscellaneous business services .....	63	37 260	13 524	2 963	738
<b>75</b>	<b>Automotive repair, services, and parking</b> .....	<b>151</b>	<b>136 283</b>	<b>20 842</b>	<b>5 045</b>	<b>1 059</b>
751	Automotive rental and leasing, without drivers .....	17	79 186	6 656	1 708	357
752	Automobile parking .....	4	(D)	(D)	(D)	BB
753	Automotive repair shops .....	112	48 331	12 518	2 903	573
7532	Top, body, and upholstery repair shops and paint shops .....	34	15 250	4 799	1 190	251
7538	General automotive repair shops .....	52	14 067	3 526	776	160
7533, 4, 6, 7, 9	Other automotive repair shops .....	26	19 014	4 193	937	162
754	Automotive services, except repair .....	18	(D)	(D)	(D)	BB
<b>76</b>	<b>Miscellaneous repair services</b> .....	<b>73</b>	<b>29 068</b>	<b>10 408</b>	<b>2 441</b>	<b>447</b>
762	Electrical repair shops .....	19	9 600	3 807	934	181
7622	Radio and television repair shops .....	7	(D)	(D)	(D)	AA
7623, 9	Other electrical and electronic repair shops .....	12	(D)	(D)	(D)	CC
763	Watch, clock, and jewelry repair .....	3	(D)	(D)	(D)	AA
764	Reupholstery and furniture repair .....	3	1 803	790	191	33
769	Miscellaneous repair and related services .....	48	(D)	(D)	(D)	CC



**Table 7a. Summary Statistics for Firms Subject to Federal Income Tax for Metropolitan Areas: 1992—Con.**

[Includes only establishments with payroll. For meaning of abbreviations and symbols, see introductory text. For explanation of terms and comparability of 1987 and 1992 censuses, see appendix A. For definitions of CMSA's, MSA's, and PMSA's, see appendix D]

SIC code	Geographic area and kind of business or operation	Establishments (number)	Receipts (\$1,000)	Annual payroll (\$1,000)	First-quarter payroll (\$1,000)	Paid employees for pay period including March 12 (number)
	<b>BOSTON-WORCESTER-LAWRENCE, MA-NH-ME-CT CMSA—Con.</b>					
	<b>Manchester, NH PMSA—Con.</b>					
<b>78, 79, 84</b>	<b>Amusement and recreation services, including motion pictures and museums</b> .....	<b>86</b>	<b>36 713</b>	<b>9 648</b>	<b>2 208</b>	<b>740</b>
781, 2	Motion picture production, distribution, and services .....	4	(D)	(D)	(D)	BB
783	Motion picture theaters .....	3	4 764	1 248	231	101
784	Video tape rental .....	25	4 937	879	218	112
792	Theatrical producers (except motion picture), bands, orchestras, and entertainers .....	6	(D)	(D)	(D)	AA
793	Bowling centers .....	4	2 344	930	238	67
79 ex. 792, 3; 84	Commercial sports and other amusement and recreation services, including museums .....	44	21 090	5 721	1 287	419
<b>80</b>	<b>Health services</b> .....	<b>344</b>	<b>223 262</b>	<b>105 026</b>	<b>21 745</b>	<b>3 390</b>
801	Offices and clinics of doctors of medicine .....	144	102 744	57 469	11 057	901
802	Offices and clinics of dentists .....	96	30 227	10 929	2 312	465
803	Offices and clinics of doctors of osteopathy .....	2	(D)	(D)	(D)	AA
804	Offices and clinics of other health practitioners .....	57	18 035	6 033	1 266	224
805	Nursing and personal care facilities .....	12	32 289	15 181	3 340	907
806	Hospitals .....	1	(D)	(D)	(D)	CC
807, 8, 9	Other health services .....	32	(D)	(D)	(D)	FF
<b>81</b>	<b>Legal services</b> .....	<b>139</b>	<b>116 175</b>	<b>59 835</b>	<b>11 855</b>	<b>1 355</b>
<b>823, 4, 9</b>	<b>Selected educational services</b> .....	<b>10</b>	<b>(D)</b>	<b>(D)</b>	<b>(D)</b>	<b>CC</b>
<b>83</b>	<b>Social services</b> .....	<b>74</b>	<b>18 983</b>	<b>9 339</b>	<b>2 241</b>	<b>740</b>
835	Child day care services .....	51	8 833	4 623	1 082	436
832, 3, 6, 9	Other social services .....	23	10 150	4 716	1 159	304
<b>87 ex. 8733</b>	<b>Engineering, accounting, research, management, and related services (except noncommercial research organizations)</b> .....	<b>232</b>	<b>113 788</b>	<b>50 451</b>	<b>10 352</b>	<b>1 404</b>
871	Engineering, architectural, and surveying services .....	73	44 742	18 551	3 752	487
872	Accounting, auditing, and bookkeeping services .....	84	28 264	11 531	2 614	422
873 ex. 8733	Research, development, and testing services (except noncommercial research organizations) .....	11	12 994	6 432	1 261	141
874	Management and public relations services .....	64	27 788	13 937	2 725	354
<b>89</b>	<b>Services, n.e.c.</b> .....	<b>4</b>	<b>(D)</b>	<b>(D)</b>	<b>(D)</b>	<b>BB</b>
	<b>Nashua, NH PMSA</b>					
	<b>Total</b> .....	<b>1 407</b>	<b>653 351</b>	<b>269 867</b>	<b>60 733</b>	<b>11 031</b>
<b>70 ex. 704</b>	<b>Hotels, rooming houses, camps, and other lodging places (except membership lodging)</b> .....	<b>21</b>	<b>29 086</b>	<b>8 030</b>	<b>1 882</b>	<b>754</b>
7011	Hotels and motels .....	17	28 640	7 921	1 868	750
7011 pt.	Hotels .....	8	24 994	6 923	1 713	680
7011 pt.	Motels, motor hotels, and tourist courts .....	9	3 646	998	155	70
702, 3	Other lodging places .....	4	446	109	14	4
<b>72</b>	<b>Personal services</b> .....	<b>169</b>	<b>37 704</b>	<b>12 095</b>	<b>2 831</b>	<b>985</b>
721	Laundry, cleaning, and garment services .....	47	19 097	5 373	1 292	397
7211	Power laundries, family and commercial* .....	—	—	—	—	—
7213	Linen supply* .....	1	(D)	(D)	(D)	AA
7215	Coin-operated laundries and drycleaning .....	8	(D)	(D)	(D)	BB
7216	Drycleaning plants, except rug cleaning* .....	21	4 476	1 652	393	176
7217	Carpet and upholstery cleaning .....	11	(D)	(D)	(D)	BB
7218	Industrial launderers* .....	3	(D)	(D)	(D)	CC
7212, 9	Other laundry, cleaning, and garment services* .....	3	(D)	(D)	(D)	AA
722	Photographic studios, portrait .....	7	2 204	510	111	50
723, 4	Beauty and barber shops .....	89	10 536	4 575	1 029	414
723	Beauty shops .....	84	10 120	4 437	998	404
724	Barber shops .....	5	416	138	31	10
725	Shoe repair shops and shoeshine parlors .....	2	(D)	(D)	(D)	AA
726	Funeral service and crematories .....	9	3 530	911	227	32
729	Miscellaneous personal services .....	15	(D)	(D)	(D)	BB
<b>73</b>	<b>Business services</b> .....	<b>340</b>	<b>180 734</b>	<b>83 160</b>	<b>18 301</b>	<b>3 100</b>
731	Advertising .....	8	2 236	515	106	15
732	Consumer credit reporting agencies, mercantile reporting agencies, and adjustment and collection agencies .....	3	(D)	(D)	(D)	BB
733	Mailing, reproduction, commercial art and photography, and stenographic services .....	18	3 343	649	151	36
734	Services to dwellings and other buildings .....	52	9 332	3 997	910	317
735	Miscellaneous equipment rental and leasing .....	28	11 407	3 870	761	141
736	Personnel supply services .....	37	38 614	28 235	6 320	1 372
737	Computer programming, data processing, and other computer related services .....	140	91 429	37 049	7 985	788
7371, 2, 3	Computer programming, prepackaged software, and integrated systems .....	101	76 911	29 980	6 663	651
7374, 5, 6	Data processing services .....	7	1 231	565	108	13
7377, 8, 9	Computer rental and leasing, maintenance, and related services, n.e.c. .....	32	13 287	6 504	1 214	124
738	Miscellaneous business services .....	54	(D)	(D)	(D)	EE

**NH-54 NEW HAMPSHIRE**

**SERVICE INDUSTRIES—GEOGRAPHIC AREA SERIES**

**Table 7a. Summary Statistics for Firms Subject to Federal Income Tax for Metropolitan Areas: 1992—Con.**

[Includes only establishments with payroll. For meaning of abbreviations and symbols, see introductory text. For explanation of terms and comparability of 1987 and 1992 censuses, see appendix A. For definitions of CMSA's, MSA's, and PMSA's, see appendix D]

SIC code	Geographic area and kind of business or operation	Establishments (number)	Receipts (\$1,000)	Annual payroll (\$1,000)	First-quarter payroll (\$1,000)	Paid employees for pay period including March 12 (number)
	<b>BOSTON-WORCESTER-LAWRENCE, MA-NH-ME-CT CMSA—Con.</b>					
	<b>Nashua, NH PMSA—Con.</b>					
<b>75</b>	<b>Automotive repair, services, and parking -----</b>	<b>102</b>	<b>31 325</b>	<b>7 582</b>	<b>1 879</b>	<b>420</b>
751	Automotive rental and leasing, without drivers -----	8	(D)	(D)	(D)	BB
752	Automobile parking -----	2	(D)	(D)	(D)	AA
753	Automotive repair shops -----	78	24 123	5 688	1 391	303
7532	Top, body, and upholstery repair shops and paint shops -----	21	5 187	1 329	364	87
7538	General automotive repair shops -----	42	14 475	3 084	739	160
7533, 4, 6, 7, 9	Other automotive repair shops -----	15	4 461	1 275	288	56
754	Automotive services, except repair -----	14	(D)	(D)	(D)	BB
<b>76</b>	<b>Miscellaneous repair services -----</b>	<b>51</b>	<b>24 725</b>	<b>8 184</b>	<b>1 991</b>	<b>330</b>
762	Electrical repair shops -----	16	4 839	1 696	361	72
7622	Radio and television repair shops -----	2	(D)	(D)	(D)	AA
7623, 9	Other electrical and electronic repair shops -----	14	(D)	(D)	(D)	BB
763	Watch, clock, and jewelry repair -----	1	(D)	(D)	(D)	AA
764	Reupholstery and furniture repair -----	3	(D)	(D)	(D)	AA
769	Miscellaneous repair and related services -----	31	(D)	(D)	(D)	EE
<b>78, 79, 84</b>	<b>Amusement and recreation services, including motion pictures and museums -----</b>	<b>80</b>	<b>29 405</b>	<b>8 034</b>	<b>1 621</b>	<b>647</b>
781, 2	Motion picture production, distribution, and services -----	3	(D)	(D)	(D)	AA
783	Motion picture theaters -----	5	2 636	400	103	55
784	Video tape rental -----	26	5 486	1 171	302	140
792	Theatrical producers (except motion picture), bands, orchestras, and entertainers -----	2	(D)	(D)	(D)	AA
793	Bowling centers -----	5	3 177	982	167	53
79 ex. 792, 3; 84	Commercial sports and other amusement and recreation services, including museums -----	39	17 575	5 336	1 004	394
<b>80</b>	<b>Health services -----</b>	<b>274</b>	<b>172 604</b>	<b>81 264</b>	<b>18 472</b>	<b>2 706</b>
801	Offices and clinics of doctors of medicine -----	108	79 642	45 857	10 019	933
802	Offices and clinics of dentists -----	84	29 479	11 101	2 468	474
803	Offices and clinics of doctors of osteopathy -----	—	—	—	—	—
804	Offices and clinics of other health practitioners -----	52	11 912	4 177	974	198
805	Nursing and personal care facilities -----	5	24 120	11 410	2 843	688
806	Hospitals -----	1	(D)	(D)	(D)	EE
807, 8, 9	Other health services -----	24	(D)	(D)	(D)	CC
<b>81</b>	<b>Legal services -----</b>	<b>80</b>	<b>33 897</b>	<b>15 767</b>	<b>3 270</b>	<b>439</b>
<b>823, 4, 9</b>	<b>Selected educational services -----</b>	<b>20</b>	<b>3 301</b>	<b>1 603</b>	<b>388</b>	<b>74</b>
<b>83</b>	<b>Social services -----</b>	<b>48</b>	<b>12 089</b>	<b>5 727</b>	<b>1 375</b>	<b>470</b>
835	Child day care services -----	34	5 743	2 933	737	313
832, 3, 6, 9	Other social services -----	14	6 346	2 794	638	157
<b>87 ex. 8733</b>	<b>Engineering, accounting, research, management, and related services (except noncommercial research organizations) -----</b>	<b>205</b>	<b>93 416</b>	<b>36 371</b>	<b>8 317</b>	<b>1 052</b>
871	Engineering, architectural, and surveying services -----	58	33 560	12 556	2 967	369
872	Accounting, auditing, and bookkeeping services -----	48	12 135	6 267	1 348	202
873 ex. 8733	Research, development, and testing services (except noncommercial research organizations) -----	21	14 240	5 632	1 472	199
874	Management and public relations services -----	78	33 481	11 916	2 530	282
<b>89</b>	<b>Services, n.e.c. -----</b>	<b>17</b>	<b>5 065</b>	<b>2 050</b>	<b>406</b>	<b>54</b>
	<b>New Bedford, MA PMSA</b>					
	<b>Total -----</b>	<b>1 033</b>	<b>413 777</b>	<b>167 741</b>	<b>37 272</b>	<b>8 343</b>
	(See appropriate State for SIC detail.)					
	<b>Portsmouth-Rochester, NH-ME PMSA</b>					
	<b>Total -----</b>	<b>1 894</b>	<b>908 608</b>	<b>377 340</b>	<b>81 865</b>	<b>18 750</b>
<b>70 ex. 704</b>	<b>Hotels, rooming houses, camps, and other lodging places (except membership lodging) -----</b>	<b>120</b>	<b>70 422</b>	<b>13 676</b>	<b>2 678</b>	<b>886</b>
7011	Hotels and motels -----	102	65 926	12 827	2 542	841
7011 pt.	Hotels -----	39	47 549	8 918	1 900	567
7011 pt.	Motels, motor hotels, and tourist courts -----	63	18 377	3 909	642	274
702, 3	Other lodging places -----	18	4 496	849	136	45

**Table 7a. Summary Statistics for Firms Subject to Federal Income Tax for Metropolitan Areas: 1992 — Con.**

[Includes only establishments with payroll. For meaning of abbreviations and symbols, see introductory text. For explanation of terms and comparability of 1987 and 1992 censuses, see appendix A. For definitions of CMSA's, MSA's, and PMSA's, see appendix D]

SIC code	Geographic area and kind of business or operation	Establishments (number)	Receipts (\$1,000)	Annual payroll (\$1,000)	First-quarter payroll (\$1,000)	Paid employees for pay period including March 12 (number)
<b>BOSTON-WORCESTER-LAWRENCE, MA-NH-ME-CT CMSA—Con.</b>						
<b>Portsmouth-Rochester, NH-ME PMSA—Con.</b>						
<b>72</b>	<b>Personal services</b> .....	<b>199</b>	<b>37 039</b>	<b>13 963</b>	<b>3 203</b>	<b>1 143</b>
721	Laundry, cleaning, and garment services .....	39	12 506	4 104	958	314
7211	Power laundries, family and commercial* .....	1	(D)	(D)	(D)	AA
7213	Linen supply* .....	2	(D)	(D)	(D)	BB
7215	Coin-operated laundries and drycleaning .....	12	1 310	260	61	38
7216	Drycleaning plants, except rug cleaning* .....	10	3 918	1 641	374	147
7217	Carpet and upholstery cleaning .....	8	1 258	461	111	27
7218	Industrial laundriers* .....	2	(D)	(D)	(D)	AA
7212, 9	Other laundry, cleaning, and garment services* .....	4	658	223	56	19
722	Photographic studios, portrait .....	11	1 359	205	39	18
723, 4	Beauty and barber shops .....	108	14 384	6 660	1 542	555
723	Beauty shops .....	105	14 089	6 535	1 510	547
724	Barber shops .....	3	295	125	32	8
725	Shoe repair shops and shoeshine parlors .....	2	(D)	(D)	(D)	AA
726	Funeral service and crematories .....	13	5 352	1 763	328	61
729	Miscellaneous personal services .....	26	(D)	(D)	(D)	CC
<b>73</b>	<b>Business services</b> .....	<b>277</b>	<b>160 224</b>	<b>84 270</b>	<b>17 709</b>	<b>6 246</b>
731	Advertising .....	17	5 899	1 236	264	67
732	Consumer credit reporting agencies, mercantile reporting agencies, and adjustment and collection agencies .....	4	1 384	454	121	16
733	Mailing, reproduction, commercial art and photography, and stenographic services .....	30	7 125	1 487	331	79
734	Services to dwellings and other buildings .....	55	15 204	8 994	2 040	911
735	Miscellaneous equipment rental and leasing .....	19	15 530	3 784	785	146
736	Personnel supply services .....	37	62 903	48 570	9 760	4 395
737	Computer programming, data processing, and other computer related services .....	67	37 160	15 504	3 503	360
7371, 2, 3	Computer programming, prepackaged software, and integrated systems .....	41	28 158	12 241	2 801	258
7374, 5, 6	Data processing services .....	7	1 601	772	183	31
7377, 8, 9	Computer rental and leasing, maintenance, and related services, n.e.c. ....	19	7 401	2 491	519	71
738	Miscellaneous business services .....	48	15 019	4 241	905	272
<b>75</b>	<b>Automotive repair, services, and parking</b> .....	<b>131</b>	<b>40 649</b>	<b>9 881</b>	<b>2 544</b>	<b>535</b>
751	Automotive rental and leasing, without drivers .....	8	3 631	659	123	28
752	Automobile parking .....	—	—	—	—	—
753	Automotive repair shops .....	108	33 509	8 478	2 243	453
7532	Top, body, and upholstery repair shops and paint shops .....	34	(D)	(D)	(D)	CC
7538	General automotive repair shops .....	59	17 040	3 710	1 053	205
7533, 4, 6, 7, 9	Other automotive repair shops .....	15	(D)	(D)	(D)	BB
754	Automotive services, except repair .....	15	3 509	744	178	54
<b>76</b>	<b>Miscellaneous repair services</b> .....	<b>57</b>	<b>12 479</b>	<b>4 719</b>	<b>1 022</b>	<b>231</b>
762	Electrical repair shops .....	17	5 263	2 465	521	122
7622	Radio and television repair shops .....	7	1 961	636	141	43
7623, 9	Other electrical and electronic repair shops .....	10	3 302	1 829	380	79
763	Watch, clock, and jewelry repair .....	—	—	—	—	—
764	Reupholstery and furniture repair .....	5	323	112	22	9
769	Miscellaneous repair and related services .....	35	6 893	2 142	479	100
<b>78, 79, 84</b>	<b>Amusement and recreation services, including motion pictures and museums</b> .....	<b>135</b>	<b>43 302</b>	<b>10 688</b>	<b>1 832</b>	<b>1 120</b>
781, 2	Motion picture production, distribution, and services .....	5	2 682	335	82	12
783	Motion picture theaters .....	7	5 282	633	152	89
784	Video tape rental .....	33	4 474	1 051	268	145
792	Theatrical producers (except motion picture), bands, orchestras, and entertainers .....	9	2 139	425	53	30
793	Bowling centers .....	6	2 033	568	159	57
79 ex. 792, 3, 84	Commercial sports and other amusement and recreation services, including museums .....	75	26 692	7 676	1 118	787
<b>80</b>	<b>Health services</b> .....	<b>447</b>	<b>282 774</b>	<b>121 200</b>	<b>25 947</b>	<b>4 613</b>
801	Offices and clinics of doctors of medicine .....	188	102 078	52 329	10 580	1 157
802	Offices and clinics of dentists .....	109	34 878	12 715	2 847	558
803	Offices and clinics of doctors of osteopathy .....	6	1 146	413	100	22
804	Offices and clinics of other health practitioners .....	91	24 045	8 286	1 696	368
805	Nursing and personal care facilities .....	12	35 212	16 432	3 946	1 046
806	Hospitals .....	3	(D)	(D)	(D)	GG
807, 8, 9	Other health services .....	38	(D)	(D)	(D)	EE
<b>81</b>	<b>Legal services</b> .....	<b>147</b>	<b>56 105</b>	<b>25 357</b>	<b>5 304</b>	<b>839</b>
<b>823, 4, 9</b>	<b>Selected educational services</b> .....	<b>19</b>	<b>5 119</b>	<b>1 226</b>	<b>258</b>	<b>62</b>
<b>83</b>	<b>Social services</b> .....	<b>93</b>	<b>10 914</b>	<b>4 845</b>	<b>1 177</b>	<b>498</b>
835	Child day care services .....	70	6 025	2 882	712	326
832, 3, 6, 9	Other social services .....	23	4 889	1 963	465	172

**NH-56 NEW HAMPSHIRE**

**SERVICE INDUSTRIES—GEOGRAPHIC AREA SERIES**

**Table 7a. Summary Statistics for Firms Subject to Federal Income Tax for Metropolitan Areas: 1992 — Con.**

[Includes only establishments with payroll. For meaning of abbreviations and symbols, see introductory text. For explanation of terms and comparability of 1987 and 1992 censuses, see appendix A. For definitions of CMSA's, MSA's, and PMSA's, see appendix D]

SIC code	Geographic area and kind of business or operation	Establishments (number)	Receipts (\$1,000)	Annual payroll (\$1,000)	First-quarter payroll (\$1,000)	Paid employees for pay period including March 12 (number)
	<b>BOSTON-WORCESTER-LAWRENCE, MA-NH-ME-CT CMSA—Con.</b>					
	<b>Portsmouth-Rochester, NH-ME PMSA—Con.</b>					
<b>87 ex. 8733</b>	<b>Engineering, accounting, research, management, and related services (except noncommercial research organizations) -----</b>	<b>256</b>	<b>181 383</b>	<b>84 784</b>	<b>19 635</b>	<b>2 495</b>
871	Engineering, architectural, and surveying services -----	77	57 985	28 416	6 323	918
872	Accounting, auditing, and bookkeeping services -----	71	11 735	4 936	1 168	250
873 ex. 8733	Research, development, and testing services (except noncommercial research organizations) -----	15	12 469	5 681	1 392	203
874	Management and public relations services -----	93	99 194	45 751	10 752	1 124
<b>89</b>	<b>Services, n.e.c. -----</b>	<b>13</b>	<b>8 198</b>	<b>2 731</b>	<b>556</b>	<b>82</b>
	<b>Worcester, MA-CT PMSA</b>					
	<b>Total -----</b>	<b>3 044</b>	<b>1 866 029</b>	<b>738 691</b>	<b>170 757</b>	<b>33 302</b>
	(See appropriate State for SIC detail.)					

**Table 7b. Summary Statistics for Firms Exempt From Federal Income Tax for Metropolitan Areas: 1992**

[Includes only establishments with payroll. For meaning of abbreviations and symbols, see introductory text. For explanation of terms and comparability of 1987 and 1992 censuses, see appendix A. For definitions of CMSA's, MSA's, and PMSA's, see appendix D]

SIC code	Geographic area and kind of business or operation	Establishments (number)	Revenue (\$1,000)	Annual payroll (\$1,000)	First-quarter payroll (\$1,000)	Paid employees for pay period including March 12 (number)
	<b>BOSTON-WORCESTER-LAWRENCE, MA-NH-ME-CT CMSA</b>					
	<b>Total -----</b>	<b>6 133</b>	<b>15 327 673</b>	<b>6 929 906</b>	<b>1 697 343</b>	<b>267 904</b>
<b>7032, 704</b>	<b>Camps and membership lodging -----</b>	<b>74</b>	<b>(D)</b>	<b>(D)</b>	<b>(D)</b>	<b>FF</b>
7032	Sporting and recreational camps -----	44	(D)	(D)	(D)	FF
704	Organization hotels and lodging houses, on membership basis -----	30	(D)	(D)	(D)	BB
<b>792, 7991 pt., 7997, 7999 pt., 84</b>	<b>Selected amusement, recreation, and related services -----</b>	<b>431</b>	<b>(D)</b>	<b>(D)</b>	<b>(D)</b>	<b>II</b>
792	Theatrical producers (except motion picture), bands, orchestras, and entertainers -----	78	(D)	(D)	(D)	GG
7922	Theatrical producers (except motion picture) and miscellaneous theatrical services -----	47	(D)	(D)	(D)	FF
7922 pt.	Producers of live theatrical productions -----	27	24 007	9 210	1 941	701
7922 pt.	Producers of radio and television shows, except tape -----	1	(D)	(D)	(D)	AA
7922 pt.	Artists' and entertainers' managers or agents, concert bureaus, booking agents -----	3	(D)	(D)	(D)	AA
7922 pt.	Other theatrical services -----	16	(D)	(D)	(D)	CC
7929	Bands, orchestras, actors, and other entertainers and entertainment groups -----	31	61 396	24 649	5 819	817
7929 pt.	Dance groups and artists -----	7	(D)	(D)	(D)	CC
7929 pt.	Symphony orchestras, opera companies, and chamber music organizations -----	16	(D)	(D)	(D)	FF
7929 pt.	Other music groups and artists -----	4	(D)	(D)	(D)	AA
7929 pt.	Other entertainers and entertainment groups -----	4	(D)	(D)	(D)	BB
7991 pt., 7997	Gymnasiums, athletic clubs, and membership sports and recreation clubs -----	215	(D)	(D)	(D)	HH
7991 pt.	Gymnasiums and athletic clubs -----	7	(D)	(D)	(D)	BB
7997	Membership sports and recreation clubs -----	208	(D)	(D)	(D)	HH
7999 pt.	Fairs -----	4	(D)	(D)	(D)	CC
84	Museums, art galleries, and botanical and zoological gardens -----	134	109 047	44 357	11 292	2 571
841	Museums and art galleries -----	130	(D)	(D)	(D)	GG
842	Arboreta and botanical or zoological gardens -----	4	(D)	(D)	(D)	CC

**SERVICE INDUSTRIES—GEOGRAPHIC AREA SERIES**

**NEW HAMPSHIRE NH-57**

**Table 7b. Summary Statistics for Firms Exempt From Federal Income Tax for Metropolitan Areas: 1992—Con.**

[Includes only establishments with payroll. For meaning of abbreviations and symbols, see introductory text. For explanation of terms and comparability of 1987 and 1992 censuses, see appendix A. For definitions of CMSA's, MSA's, and PMSA's, see appendix D]

SIC code	Geographic area and kind of business or operation	Establishments (number)	Revenue (\$1,000)	Annual payroll (\$1,000)	First-quarter payroll (\$1,000)	Paid employees for pay period including March 12 (number)
<b>BOSTON-WORCESTER-LAWRENCE, MA-NH-ME-CT CMSA—Con.</b>						
<b>8011 pt.; 8021 pt.; 805, 6, 8, 9</b>	<b>Selected health services -----</b>	<b>646</b>	<b>(D)</b>	<b>(D)</b>	<b>(D)</b>	<b>MM</b>
8011 pt., 8021 pt.	Clinics of doctors of medicine and dentists -----	100	(D)	(D)	(D)	JJ
8011 pt.	General medical clinics -----	100	(D)	(D)	(D)	JJ
8021 pt.	Dental clinics -----	—	—	—	—	—
805	Nursing and personal care facilities -----	144	(D)	(D)	(D)	JJ
8051	Skilled nursing care facilities -----	65	(D)	(D)	(D)	JJ
8052	Intermediate care facilities -----	72	(D)	(D)	(D)	GG
8059	Nursing and personal care facilities, n.e.c. -----	7	(D)	(D)	(D)	CC
806	Hospitals -----	117	(D)	(D)	(D)	MM
8062	General medical and surgical hospitals -----	81	(D)	(D)	(D)	MM
8062 pt.	General medical and surgical hospitals, nongovernment -----	69	6 278 245	2 794 463	679 196	99 198
8062 pt.	General medical and surgical hospitals, government -----	12	(D)	(D)	(D)	JJ
8063, 9	Specialty hospitals -----	36	1 525 283	825 819	202 820	26 051
8063	Psychiatric hospitals -----	15	492 401	312 517	77 148	9 768
8063 pt.	Psychiatric hospitals, nongovernment -----	4	(D)	(D)	(D)	GG
8063 pt.	Psychiatric hospitals, government -----	11	(D)	(D)	(D)	II
8069	Specialty hospitals, except psychiatric -----	21	1 032 882	513 302	125 672	16 283
8069 pt.	Specialty hospitals, except psychiatric; nongovernment -----	13	(D)	(D)	(D)	JJ
8069 pt.	Specialty hospitals, except psychiatric; government -----	8	(D)	(D)	(D)	HH
808, 9	Other health services -----	285	617 458	304 045	73 338	14 263
808	Home health care services -----	118	319 515	168 965	39 858	8 746
809	Miscellaneous health and allied services, n.e.c. -----	167	297 943	135 080	33 480	5 517
8092	Kidney dialysis centers -----	1	(D)	(D)	(D)	BB
8093	Specialty outpatient facilities, n.e.c. -----	131	190 386	102 379	25 640	4 329
8099	Health and allied services, n.e.c. -----	35	(D)	(D)	(D)	GG
<b>8111 pt.</b>	<b>Legal aid societies and similar legal services -----</b>	<b>33</b>	<b>(D)</b>	<b>(D)</b>	<b>(D)</b>	<b>FF</b>
<b>823, 4, 9</b>	<b>Selected educational services -----</b>	<b>249</b>	<b>(D)</b>	<b>(D)</b>	<b>(D)</b>	<b>HH</b>
823	Libraries -----	34	(D)	(D)	(D)	EE
824	Vocational schools -----	39	(D)	(D)	(D)	EE
8243	Data processing schools -----	—	—	—	—	—
8244	Business and secretarial schools -----	4	(D)	(D)	(D)	BB
8249	Vocational schools, n.e.c. -----	35	(D)	(D)	(D)	EE
829	Schools and educational services, n.e.c. -----	176	147 031	31 595	7 574	2 044
<b>83</b>	<b>Social services -----</b>	<b>2 933</b>	<b>1 879 817</b>	<b>792 562</b>	<b>189 767</b>	<b>50 870</b>
835	Child day care services -----	549	(D)	(D)	(D)	II
832, 3, 6, 9	Other social services -----	2 384	(D)	(D)	(D)	KK
832	Individual and family social services -----	828	(D)	(D)	(D)	JJ
833	Job training and vocational rehabilitation services -----	195	(D)	(D)	(D)	II
836	Residential care -----	874	(D)	(D)	(D)	JJ
839	Social services, n.e.c. -----	487	(D)	(D)	(D)	II
<b>861, 2, 4, 9</b>	<b>Selected membership organizations -----</b>	<b>1 518</b>	<b>710 647</b>	<b>227 325</b>	<b>53 023</b>	<b>13 533</b>
861	Business associations -----	281	(D)	(D)	(D)	GG
864	Civic, social, and fraternal associations -----	930	287 714	87 789	20 484	8 618
862, 9	Other membership organizations -----	307	(D)	(D)	(D)	HH
862	Professional membership organizations -----	111	(D)	(D)	(D)	GG
869	Membership organizations, n.e.c. -----	196	154 133	40 359	8 441	2 065
<b>873, 4 ex. 8744</b>	<b>Research, testing, and consulting services, except facilities support management services -----</b>	<b>249</b>	<b>(D)</b>	<b>(D)</b>	<b>(D)</b>	<b>JJ</b>
873	Research, development, and testing services -----	178	(D)	(D)	(D)	JJ
8731	Commercial physical and biological research -----	20	(D)	(D)	(D)	II
8732	Commercial economic, sociological, and educational research -----	30	(D)	(D)	(D)	EE
8733	Noncommercial research organizations -----	125	(D)	(D)	(D)	HH
8734	Testing laboratories -----	3	(D)	(D)	(D)	CC
874 ex. 8744	Management and public relations services, except facilities support management services -----	71	(D)	(D)	(D)	GG
8741	Management services -----	22	34 887	16 897	4 081	315
8742	Management consulting services -----	20	65 435	19 428	4 500	493
8743	Public relations services -----	9	(D)	(D)	(D)	BB
8748	Business consulting services, n.e.c. -----	20	(D)	(D)	(D)	CC

**Table 7b. Summary Statistics for Firms Exempt From Federal Income Tax for Metropolitan Areas: 1992—Con.**

[Includes only establishments with payroll. For meaning of abbreviations and symbols, see introductory text. For explanation of terms and comparability of 1987 and 1992 censuses, see appendix A. For definitions of CMSA's, MSA's, and PMSA's, see appendix D]

SIC code	Geographic area and kind of business or operation	Establishments (number)	Revenue (\$1,000)	Annual payroll (\$1,000)	First-quarter payroll (\$1,000)	Paid employees for pay period including March 12 (number)
	<b>BOSTON-WORCESTER-LAWRENCE, MA-NH-ME-CT CMSA—Con.</b>					
	<b>Boston, MA-NH PMSA</b>					
	<b>Total .....</b>	<b>4 088</b>	<b>11 556 739</b>	<b>5 225 002</b>	<b>1 282 668</b>	<b>190 438</b>
<b>7032, 704</b>	<b>Camps and membership lodging .....</b>	<b>46</b>	<b>10 093</b>	<b>2 364</b>	<b>343</b>	<b>334</b>
7032	Sporting and recreational camps .....	26	5 846	1 868	208	286
704	Organization hotels and lodging houses, on membership basis .....	20	4 247	496	135	48
<b>792, 7991 pt., 7997, 7999 pt., 84</b>	<b>Selected amusement, recreation, and related services .....</b>	<b>307</b>	<b>312 856</b>	<b>117 497</b>	<b>25 807</b>	<b>6 003</b>
792	Theatrical producers (except motion picture), bands, orchestras, and entertainers .....	57	101 426	35 475	8 358	1 563
7922	Theatrical producers (except motion picture) and miscellaneous theatrical services .....	32	41 420	11 246	2 618	763
7922 pt.	Producers of live theatrical productions .....	18	21 196	7 889	1 599	574
7922 pt.	Producers of radio and television shows, except tape .....	1	(D)	(D)	(D)	AA
7922 pt.	Artists' and entertainers' managers or agents, concert bureaus, booking agents .....	3	(D)	(D)	(D)	AA
7922 pt.	Other theatrical services .....	10	(D)	(D)	(D)	CC
7929	Bands, orchestras, actors, and other entertainers and entertainment groups .....	25	60 006	24 229	5 740	800
7929 pt.	Dance groups and artists .....	6	(D)	(D)	(D)	CC
7929 pt.	Symphony orchestras, opera companies, and chamber music organizations .....	13	(D)	(D)	(D)	FF
7929 pt.	Other music groups and artists .....	3	(D)	(D)	(D)	AA
7929 pt.	Other entertainers and entertainment groups .....	3	(D)	(D)	(D)	BB
7991 pt., 7997	Gymnasiums, athletic clubs, and membership sports and recreation clubs .....	155	121 097	48 389	8 635	2 534
7991 pt.	Gymnasiums and athletic clubs .....	5	(D)	(D)	(D)	BB
7997	Membership sports and recreation clubs .....	150	(D)	(D)	(D)	GG
7999 pt.	Fairs .....	3	(D)	(D)	(D)	AA
84	Museums, art galleries, and botanical and zoological gardens .....	92	(D)	(D)	(D)	GG
841	Museums and art galleries .....	90	(D)	(D)	(D)	GG
842	Arboreta and botanical or zoological gardens .....	2	(D)	(D)	(D)	CC
<b>8011 pt.; 8021 pt.; 805, 6, 8, 9</b>	<b>Selected health services .....</b>	<b>399</b>	<b>7 878 670</b>	<b>3 755 567</b>	<b>930 924</b>	<b>126 003</b>
8011 pt., 8021 pt.	Clinics of doctors of medicine and dentists .....	72	796 426	421 884	106 474	9 621
8011 pt.	General medical clinics .....	72	796 426	421 884	106 474	9 621
8021 pt.	Dental clinics .....	-	-	-	-	-
805	Nursing and personal care facilities .....	84	246 830	130 473	31 191	6 626
8051	Skilled nursing care facilities .....	38	223 166	117 779	28 154	5 869
8052	Intermediate care facilities .....	41	20 411	10 806	2 603	661
8059	Nursing and personal care facilities, n.e.c. ....	5	3 253	1 888	434	96
806	Hospitals .....	78	6 407 472	3 001 862	744 312	100 766
8062	General medical and surgical hospitals .....	52	5 177 600	2 349 274	585 603	80 579
8062 pt.	General medical and surgical hospitals, nongovernment .....	43	4 622 790	2 058 530	498 411	70 993
8062 pt.	General medical and surgical hospitals, government .....	9	554 810	290 744	87 192	9 586
8063, 9	Specialty hospitals .....	26	1 229 872	652 588	158 709	20 187
8063	Psychiatric hospitals .....	9	248 254	174 086	43 197	5 275
8063 pt.	Psychiatric hospitals, nongovernment .....	3	(D)	(D)	(D)	GG
8063 pt.	Psychiatric hospitals, government .....	6	(D)	(D)	(D)	HH
8069	Specialty hospitals, except psychiatric .....	17	981 618	478 502	115 512	14 912
8069 pt.	Specialty hospitals, except psychiatric; nongovernment .....	13	(D)	(D)	(D)	JJ
8069 pt.	Specialty hospitals, except psychiatric; government .....	4	(D)	(D)	(D)	GG
808, 9	Other health services .....	165	427 942	201 348	48 947	8 990
808	Home health care services .....	67	213 022	110 121	26 402	5 472
809	Miscellaneous health and allied services, n.e.c. ....	98	214 920	91 227	22 545	3 518
8092	Kidney dialysis centers .....	1	(D)	(D)	(D)	BB
8093	Specialty outpatient facilities, n.e.c. ....	74	120 828	63 600	15 896	2 612
8099	Health and allied services, n.e.c. ....	23	(D)	(D)	(D)	FF
<b>8111 pt.</b>	<b>Legal aid societies and similar legal services .....</b>	<b>20</b>	<b>19 744</b>	<b>10 691</b>	<b>2 542</b>	<b>356</b>
<b>823, 4, 9</b>	<b>Selected educational services .....</b>	<b>190</b>	<b>160 786</b>	<b>37 505</b>	<b>9 023</b>	<b>2 272</b>
823	Libraries .....	16	11 185	4 204	985	207
824	Vocational schools .....	30	14 947	5 908	1 443	381
8243	Data processing schools .....	-	-	-	-	-
8244	Business and secretarial schools .....	4	(D)	(D)	(D)	BB
8249	Vocational schools, n.e.c. ....	26	(D)	(D)	(D)	EE
829	Schools and educational services, n.e.c. ....	144	134 654	27 393	6 595	1 684
<b>83</b>	<b>Social services .....</b>	<b>1 980</b>	<b>1 286 691</b>	<b>547 517</b>	<b>130 799</b>	<b>33 300</b>
835	Child day care services .....	408	161 583	83 310	19 875	5 560
832, 3, 6, 9	Other social services .....	1 572	1 125 108	464 207	110 924	27 740
832	Individual and family social services .....	527	411 302	181 967	42 910	10 334
833	Job training and vocational rehabilitation services .....	116	92 146	50 758	12 243	4 250
836	Residential care .....	573	272 876	144 603	34 797	8 684
839	Social services, n.e.c. ....	356	348 784	86 879	20 974	4 472

**Table 7b. Summary Statistics for Firms Exempt From Federal Income Tax for Metropolitan Areas: 1992—Con.**

[Includes only establishments with payroll. For meaning of abbreviations and symbols, see introductory text. For explanation of terms and comparability of 1987 and 1992 censuses, see appendix A. For definitions of CMSA's, MSA's, and PMSA's, see appendix D]

SIC code	Geographic area and kind of business or operation	Establishments (number)	Revenue (\$1,000)	Annual payroll (\$1,000)	First-quarter payroll (\$1,000)	Paid employees for pay period including March 12 (number)
	<b>BOSTON-WORCESTER-LAWRENCE, MA-NH-ME-CT CMSA—Con.</b>					
	<b>Boston, MA-NH PMSA—Con.</b>					
861, 2, 4, 9	Selected membership organizations -----	945	522 521	172 086	40 391	8 798
861	Business associations -----	206	134 133	51 999	12 616	1 422
864	Civic, social, and fraternal associations -----	518	171 012	51 558	12 328	4 814
862, 9	Other membership organizations -----	221	217 376	68 529	15 447	2 562
862	Professional membership organizations -----	86	98 123	36 019	8 872	968
869	Membership organizations, n.e.c. -----	135	119 253	32 510	6 575	1 594
873, 4 ex. 8744	Research, testing, and consulting services, except facilities support management services -----	201	1 365 378	581 775	142 839	13 372
873	Research, development, and testing services -----	147	1 253 367	546 081	134 491	12 552
8731	Commercial physical and biological research -----	18	(D)	(D)	(D)	II
8732	Commercial economic, sociological, and educational research -----	23	(D)	(D)	(D)	EE
8733	Noncommercial research organizations -----	104	380 488	118 657	27 953	3 618
8734	Testing laboratories -----	2	(D)	(D)	(D)	CC
874 ex. 8744	Management and public relations services, except facilities support management services -----	54	112 011	35 694	8 348	820
8741	Management services -----	15	25 651	12 603	3 074	218
8742	Management consulting services -----	16	63 171	18 099	4 180	442
8743	Public relations services -----	6	616	235	60	9
8748	Business consulting services, n.e.c. -----	17	22 573	4 757	1 034	151
	<b>Brockton, MA PMSA</b>					
	Total -----	175	437 734	215 862	53 114	9 048
	(See appropriate State for SIC detail.)					
	<b>Fitchburg-Leominster, MA PMSA</b>					
	Total -----	176	207 738	94 431	22 634	5 436
	(See appropriate State for SIC detail.)					
	<b>Lawrence, MA-NH PMSA</b>					
	Total -----	272	392 693	178 427	43 465	9 097
7032, 704	Camps and membership lodging -----	2	(D)	(D)	(D)	CC
792, 7991 pt., 7997, 7999 pt., 84	Selected amusement, recreation, and related services -----	6	(D)	(D)	(D)	BB
8011 pt.; 8021 pt.; 805, 6, 8, 9	Selected health services -----	25	227 927	117 675	28 943	4 917
8111 pt.	Legal aid societies and similar legal services -----	-	-	-	-	-
823, 4, 9	Selected educational services -----	6	3 225	378	88	35
83	Social services -----	138	119 462	44 632	10 796	3 020
835	Child day care services -----	27	13 086	4 659	1 190	364
832, 3, 6, 9	Other social services -----	111	106 376	39 973	9 606	2 656
861, 2, 4, 9	Selected membership organizations -----	87	29 064	10 555	2 495	850
873, 4 ex. 8744	Research, testing, and consulting services, except facilities support management services -----	8	9 562	4 221	954	108
	<b>Lowell, MA-NH PMSA</b>					
	Total -----	183	587 524	285 570	70 625	10 938
7032, 704	Camps and membership lodging -----	2	(D)	(D)	(D)	BB
792, 7991 pt., 7997, 7999 pt., 84	Selected amusement, recreation, and related services -----	8	6 870	2 394	435	120
8011 pt.; 8021 pt.; 805, 6, 8, 9	Selected health services -----	32	524 373	259 244	64 542	8 956
8111 pt.	Legal aid societies and similar legal services -----	1	(D)	(D)	(D)	BB
823, 4, 9	Selected educational services -----	3	(D)	(D)	(D)	AA
83	Social services -----	74	29 902	16 156	3 907	1 167
835	Child day care services -----	20	5 427	3 041	758	206
832, 3, 6, 9	Other social services -----	54	24 475	13 115	3 149	961
861, 2, 4, 9	Selected membership organizations -----	59	21 316	5 865	1 324	611
873, 4 ex. 8744	Research, testing, and consulting services, except facilities support management services -----	4	3 025	696	134	18

**NH-60 NEW HAMPSHIRE**

**SERVICE INDUSTRIES—GEOGRAPHIC AREA SERIES**

Table 7b. **Summary Statistics for Firms Exempt From Federal Income Tax for Metropolitan Areas: 1992—Con.**

[Includes only establishments with payroll. For meaning of abbreviations and symbols, see introductory text. For explanation of terms and comparability of 1987 and 1992 censuses, see appendix A. For definitions of CMSA's, MSA's, and PMSA's, see appendix D.]

SIC code	Geographic area and kind of business or operation	Establishments (number)	Revenue (\$1,000)	Annual payroll (\$1,000)	First-quarter payroll (\$1,000)	Paid employees for pay period including March 12 (number)
	<b>BOSTON-WORCESTER-LAWRENCE, MA-NH-ME-CT CMSA—Con.</b>					
	<b>Manchester, NH PMSA</b>					
	Total .....	199	410 162	165 467	39 934	6 589
7032, 704	Camps and membership lodging .....	4	(D)	(D)	(D)	BB
792, 7991 pt., 7997, 7999 pt., 84	Selected amusement, recreation, and related services .....	13	3 269	1 368	302	99
8011 pt.; 8021 pt.; 805, 6, 8, 9	Selected health services .....	21	312 431	127 888	30 929	4 391
8111 pt.	Legal aid societies and similar legal services .....	2	(D)	(D)	(D)	BB
823, 4, 9	Selected educational services .....	5	2 267	784	237	85
83	Social services .....	95	49 799	22 394	5 406	1 337
835	Child day care services .....	10	3 872	1 940	491	159
832, 3, 6, 9	Other social services .....	85	45 927	20 454	4 915	1 178
861, 2, 4, 9	Selected membership organizations .....	56	32 615	8 149	1 917	480
873, 4 ex. 8744	Research, testing, and consulting services, except facilities support management services .....	3	(D)	(D)	(D)	BB
	<b>Nashua, NH PMSA</b>					
	Total .....	138	234 235	84 508	20 571	4 268
7032, 704	Camps and membership lodging .....	2	(D)	(D)	(D)	CC
792, 7991 pt., 7997, 7999 pt., 84	Selected amusement, recreation, and related services .....	11	5 571	2 016	365	109
8011 pt.; 8021 pt.; 805, 6, 8, 9	Selected health services .....	15	183 343	67 277	16 717	2 777
8111 pt.	Legal aid societies and similar legal services .....	1	(D)	(D)	(D)	AA
823, 4, 9	Selected educational services .....	1	(D)	(D)	(D)	AA
83	Social services .....	63	27 840	10 455	2 495	837
835	Child day care services .....	10	1 900	1 190	309	114
832, 3, 6, 9	Other social services .....	53	25 940	9 265	2 186	723
861, 2, 4, 9	Selected membership organizations .....	45	15 054	3 917	949	428
873, 4 ex. 8744	Research, testing, and consulting services, except facilities support management services .....	—	—	—	—	—
	<b>New Bedford, MA PMSA</b>					
	Total .....	155	229 149	105 775	25 715	5 135
	(See appropriate State for SIC detail.)					
	<b>Portsmouth-Rochester, NH-ME PMSA</b>					
	Total .....	247	248 232	105 434	24 047	5 582
7032, 704	Camps and membership lodging .....	8	1 239	193	49	23
792, 7991 pt., 7997, 7999 pt., 84	Selected amusement, recreation, and related services .....	34	10 057	4 072	696	422
8011 pt.; 8021 pt.; 805, 6, 8, 9	Selected health services .....	39	178 239	82 934	19 118	3 818
8111 pt.	Legal aid societies and similar legal services .....	3	(D)	(D)	(D)	BB
823, 4, 9	Selected educational services .....	12	1 025	439	109	41
83	Social services .....	77	39 800	12 647	2 951	897
835	Child day care services .....	14	3 250	2 133	515	181
832, 3, 6, 9	Other social services .....	63	36 550	10 514	2 436	716
861, 2, 4, 9	Selected membership organizations .....	72	15 752	3 812	883	337
873, 4 ex. 8744	Research, testing, and consulting services, except facilities support management services .....	2	(D)	(D)	(D)	AA
	<b>Worcester, MA-CT PMSA</b>					
	Total .....	500	1 023 467	469 430	114 570	21 373
	(See appropriate State for SIC detail.)					



**Table 8a. Summary Statistics for Firms Subject to Federal Income Tax for the Area Outside Metropolitan Areas: 1992**

[Includes only establishments with payroll. For meaning of abbreviations and symbols, see introductory text. For explanation of terms and comparability of 1987 and 1992 censuses, see appendix A. For definitions of CMSA's, MSA's, and PMSA's, see appendix D]

SIC code	Kind of business or operation	Establishments (number)	Receipts (\$1,000)	Annual payroll (\$1,000)	First-quarter payroll (\$1,000)	Paid employees for pay period including March 12 (number)
	<b>Total</b> .....	<b>3 640</b>	<b>1 456 085</b>	<b>574 111</b>	<b>128 225</b>	<b>28 400</b>
<b>70 ex. 704</b>	<b>Hotels, rooming houses, camps, and other lodging places (except membership lodging)</b> .....	<b>364</b>	<b>170 946</b>	<b>51 716</b>	<b>10 862</b>	<b>4 130</b>
7011	Hotels and motels .....	285	(D)	(D)	(D)	HH
7011 pt.	Hotels .....	125	(D)	(D)	(D)	HH
7011 pt.	Hotels, 25 guestrooms or more .....	64	98 043	34 160	7 983	2 709
7011 pt.	Hotels, less than 25 guestrooms .....	61	(D)	(D)	(D)	EE
7011 pt.	Motels, motor hotels, and tourist courts .....	160	(D)	(D)	(D)	FF
7011 pt.	Motels, tourist courts .....	139	32 788	7 849	1 441	726
7011 pt.	Motor hotels .....	21	(D)	(D)	(D)	CC
702, 3	Other lodging places .....	79	(D)	(D)	(D)	CC
702	Rooming and boarding houses .....	5	(D)	(D)	(D)	BB
703	Camps and recreational vehicle parks .....	74	(D)	(D)	(D)	CC
<b>72</b>	<b>Personal services</b> .....	<b>383</b>	<b>68 669</b>	<b>23 096</b>	<b>5 528</b>	<b>1 812</b>
721	Laundry, cleaning, and garment services .....	84	27 124	10 360	2 417	673
7211	Power laundries, family and commercial* .....	4	(D)	(D)	(D)	CC
7213	Linen supply* .....	4	7 037	3 018	699	176
7215	Coin-operated laundries and drycleaning .....	34	(D)	(D)	(D)	CC
7216	Drycleaning plants, except rug cleaning* .....	22	5 668	2 544	553	179
7217	Carpet and upholstery cleaning .....	10	(D)	(D)	(D)	BB
7218	Industrial launderers* .....	1	(D)	(D)	(D)	BB
7212, 9	Other laundry, cleaning, and garment services* .....	9	1 193	295	59	19
7212	Garment pressing, and agents for laundries and drycleaners .....	3	(D)	(D)	(D)	AA
7219	Laundry and garment services, n.e.c.* .....	6	(D)	(D)	(D)	AA
722	Photographic studios, portrait .....	19	5 982	1 314	367	93
723, 4	Beauty and barber shops .....	203	19 341	7 549	1 743	720
723	Beauty shops .....	198	(D)	(D)	(D)	FF
724	Barber shops .....	5	(D)	(D)	(D)	AA
725	Shoe repair shops and shoeshine parlors .....	5	803	161	40	9
726	Funeral service and crematories .....	36	11 331	2 514	578	114
729	Miscellaneous personal services .....	36	4 088	1 198	383	203
7291	Tax return preparation services .....	21	1 980	480	225	126
7299	Miscellaneous personal services, n.e.c. .....	15	2 108	718	158	77
<b>73</b>	<b>Business services</b> .....	<b>492</b>	<b>(D)</b>	<b>(D)</b>	<b>(D)</b>	<b>II</b>
731	Advertising .....	30	6 468	2 312	550	86
7311	Advertising agencies .....	26	4 999	1 868	465	67
7312	Outdoor advertising services .....	-	-	-	-	-
7313	Radio, television, publishers' advertising representatives .....	3	(D)	(D)	(D)	AA
7319	Advertising, n.e.c. .....	1	(D)	(D)	(D)	AA
732	Consumer credit reporting agencies, mercantile reporting agencies, and adjustment and collection agencies .....	8	(D)	(D)	(D)	BB
7322	Adjustment and collection services .....	7	764	296	84	26
7323	Credit reporting services .....	1	(D)	(D)	(D)	AA
733	Mailing, reproduction, commercial art and photography, and stenographic services .....	52	(D)	(D)	(D)	EE
7331	Direct mail advertising services .....	7	(D)	(D)	(D)	CC
7334	Photocopying and duplicating services .....	7	3 199	828	195	50
7335, 6	Commercial photography, art, and graphics .....	28	8 947	2 929	604	109
7335	Commercial photography .....	6	1 422	374	93	13
7336	Commercial art and graphic design .....	22	7 525	2 555	511	96
7338	Secretarial and court reporting services .....	10	(D)	(D)	(D)	AA
734	Services to dwellings and other buildings .....	107	(D)	(D)	(D)	FF
7342	Disinfecting and pest control services .....	4	(D)	(D)	(D)	AA
7349	Building cleaning and maintenance services, n.e.c. .....	103	20 879	8 072	1 791	696
735	Miscellaneous equipment rental and leasing .....	47	(D)	(D)	(D)	CC
7352	Medical equipment rental and leasing .....	7	(D)	(D)	(D)	BB
7353	Heavy construction equipment rental and leasing .....	12	9 629	1 743	383	67
7359	Equipment rental and leasing, n.e.c. .....	28	13 516	2 969	646	141
736	Personnel supply services .....	30	(D)	(D)	(D)	GG
7361	Employment agencies .....	10	(D)	(D)	(D)	BB
7363	Help supply services .....	20	29 989	21 768	4 437	2 102
7363 pt.	Temporary help supply .....	13	22 349	15 499	3 723	1 943
7363 pt.	Help supply, except temporary .....	7	7 640	6 269	714	159
737	Computer programming, data processing, and other computer related services .....	103	(D)	(D)	(D)	FF
7371, 2, 3	Computer programming, prepackaged software, and integrated systems .....	67	(D)	(D)	(D)	FF
7371	Computer programming services .....	38	12 702	6 622	1 326	145
7372	Prepackaged software .....	21	45 287	18 705	3 688	413
7373	Computer integrated systems .....	8	(D)	(D)	(D)	BB
7374, 5, 6	Data processing services .....	16	(D)	(D)	(D)	CC
7374, 5	Computer processing, information retrieval .....	16	(D)	(D)	(D)	CC
7376	Computer facilities management services .....	-	-	-	-	-
7377, 8, 9	Computer rental and leasing, maintenance, and related services, n.e.c. .....	20	(D)	(D)	(D)	CC
7377	Computer rental and leasing .....	-	-	-	-	-
7378	Computer maintenance and repair .....	6	(D)	(D)	(D)	BB
7379	Computer related services, n.e.c. .....	14	(D)	(D)	(D)	BB

**Table 8a. Summary Statistics for Firms Subject to Federal Income Tax for the Area Outside Metropolitan Areas: 1992 — Con.**

[Includes only establishments with payroll. For meaning of abbreviations and symbols, see introductory text. For explanation of terms and comparability of 1987 and 1992 censuses, see appendix A. For definitions of CMSA's, MSA's, and PMSA's, see appendix D]

SIC code	Kind of business or operation	Establishments (number)	Receipts (\$1,000)	Annual payroll (\$1,000)	First-quarter payroll (\$1,000)	Paid employees for pay period including March 12 (number)
<b>73</b>	<b>Business services—Con.</b>					
738	Miscellaneous business services -----	115	32 496	11 386	2 053	568
7381, 2	Detective agencies and protective services -----	21	(D)	(D)	(D)	CC
7381	Detective, guard, and armored car services -----	17	1 899	896	204	100
7382	Security systems services -----	4	(D)	(D)	(D)	AA
7383	News syndicates -----	3	(D)	(D)	(D)	BB
7384	Photofinishing laboratories* -----	12	2 911	659	144	41
7389	Business services, n.e.c. -----	79	25 902	8 972	1 481	396
7389 pt.	Sign painting shops -----	4	845	263	56	11
7389 pt.	Interior designing -----	6	1 661	334	72	17
7389 pt.	Telephone answering services -----	8	738	288	76	29
7389 pt.	Other business services -----	61	22 658	8 087	1 277	339
<b>75</b>	<b>Automotive repair, services, and parking -----</b>	<b>305</b>	<b>86 025</b>	<b>19 516</b>	<b>4 531</b>	<b>1 058</b>
751	Automotive rental and leasing, without drivers -----	13	(D)	(D)	(D)	CC
7513	Truck rental and leasing, without drivers -----	6	(D)	(D)	(D)	CC
7514, 5	Passenger car rental and leasing -----	7	2 576	539	121	32
7514	Passenger car rental -----	7	2 576	539	121	32
7515	Passenger car leasing -----	—	—	—	—	—
7519	Utility trailer and recreational vehicle rental -----	—	—	—	—	—
752	Automobile parking -----	2	(D)	(D)	(D)	AA
753	Automotive repair shops -----	253	(D)	(D)	(D)	FF
7532	Top, body, and upholstery repair shops and paint shops -----	69	14 788	3 841	892	188
7532 pt.	Top and body repair shops -----	66	(D)	(D)	(D)	CC
7532 pt.	Paint shops -----	3	(D)	(D)	(D)	AA
7538	General automotive repair shops -----	161	43 857	9 000	2 070	477
7538 pt.	General automotive repair shops, except diesel -----	151	36 504	7 065	1 604	383
7538 pt.	Diesel repair shops -----	10	7 353	1 935	466	94
7533, 4, 6, 7, 9	Other automotive repair shops -----	23	(D)	(D)	(D)	BB
7533	Automotive exhaust system repair shops -----	4	(D)	(D)	(D)	AA
7534	Tire retreading and repair shops -----	1	(D)	(D)	(D)	AA
7536	Automotive glass replacement shops -----	4	603	95	21	5
7537	Automotive transmission repair shops -----	5	2 152	386	84	19
7539	Automotive repair shops, n.e.c. -----	9	2 088	237	59	15
7539 pt.	Radiator repair -----	2	(D)	(D)	(D)	AA
7539 pt.	Brake, front end, and wheel alignment -----	2	(D)	(D)	(D)	AA
7539 pt.	Automotive electrical and fuel system services -----	2	1 648	161	36	9
7539 pt.	Other automotive repair shops, n.e.c. -----	1	(D)	(D)	(D)	AA
754	Automotive services, except repair -----	37	(D)	(D)	(D)	CC
7542	Carwashes -----	17	(D)	(D)	(D)	BB
7549	Automotive services, except repair and carwashes -----	20	(D)	(D)	(D)	BB
<b>76</b>	<b>Miscellaneous repair services -----</b>	<b>134</b>	<b>36 859</b>	<b>10 134</b>	<b>2 297</b>	<b>494</b>
762	Electrical repair shops -----	41	(D)	(D)	(D)	CC
7622	Radio and television repair shops -----	14	(D)	(D)	(D)	BB
7623, 9	Other electrical and electronic repair shops -----	27	13 448	4 476	1 045	174
7623	Refrigeration and air-conditioning service and repair shops -----	5	916	293	66	11
7629	Electrical and electronic repair shops, n.e.c. -----	22	12 532	4 183	979	163
763	Watch, clock, and jewelry repair -----	1	(D)	(D)	(D)	AA
764	Reupholstery and furniture repair -----	12	(D)	(D)	(D)	AA
769	Miscellaneous repair and related services -----	80	19 796	4 939	1 078	268
7692	Welding repair -----	13	1 720	317	64	22
7694	Armature rewinding shops -----	4	2 581	617	137	27
7699	Repair shops and related services, n.e.c. -----	63	15 495	4 005	877	219
<b>78, 79, 84</b>	<b>Amusement and recreation services, including motion pictures and museums -----</b>	<b>318</b>	<b>128 963</b>	<b>39 597</b>	<b>9 900</b>	<b>3 696</b>
781, 2	Motion picture production, distribution, and services -----	7	(D)	(D)	(D)	BB
783	Motion picture theaters -----	17	(D)	(D)	(D)	CC
7832	Motion picture theaters, except drive-in -----	14	(D)	(D)	(D)	CC
7833	Drive-in motion picture theaters -----	3	(D)	(D)	(D)	AA
784	Video tape rental -----	85	(D)	(D)	(D)	EE
792	Theatrical producers (except motion picture), bands, orchestras, and entertainers -----	9	(D)	(D)	(D)	BB
7922	Theatrical producers (except motion picture) and miscellaneous theatrical services -----	7	1 568	312	54	23
7929	Bands, orchestras, actors, and other entertainers and entertainment groups -----	2	(D)	(D)	(D)	AA
793	Bowling centers -----	13	(D)	(D)	(D)	BB
79 ex. 792, 3, 84	Commercial sports and other amusement and recreation services, including museums -----	187	101 029	32 549	8 288	3 036
794	Commercial sports -----	12	12 345	4 046	757	197
7941	Professional sports clubs, managers, promoters -----	1	(D)	(D)	(D)	AA
7948	Racing, including track operation -----	11	(D)	(D)	(D)	CC
79 ex. 792, 3, 4, 84	Other amusement and recreation services, including museums -----	175	88 684	28 503	7 531	2 839
791	Dance studios, schools, and halls -----	7	669	178	41	42
7991	Physical fitness facilities -----	23	4 211	1 452	357	279
7992	Public golf courses -----	12	5 700	2 010	214	59
7993	Coin-operated amusement devices -----	10	4 159	1 224	230	76
7996	Amusement parks -----	10	10 243	3 183	411	51
7997	Membership sports and recreation clubs -----	31	15 121	4 671	920	312
7999, 84	Amusement and recreation services, including museums, n.e.c. -----	82	48 581	15 785	5 358	2 020
7999 pt.	Concession operators of amusement devices and rides -----	1	(D)	(D)	(D)	AA
7999 pt.	Carnivals, circuses, and fairs -----	2	(D)	(D)	(D)	AA
7999 pt., 84	Other recreation and amusements, including museums -----	79	(D)	(D)	(D)	GG

**Table 8a. Summary Statistics for Firms Subject to Federal Income Tax for the Area Outside Metropolitan Areas: 1992 — Con.**

[Includes only establishments with payroll. For meaning of abbreviations and symbols, see introductory text. For explanation of terms and comparability of 1987 and 1992 censuses, see appendix A. For definitions of CMSA's, MSA's, and PMSA's, see appendix D]

SIC code	Kind of business or operation	Establishments (number)	Receipts (\$1,000)	Annual payroll (\$1,000)	First-quarter payroll (\$1,000)	Paid employees for pay period including March 12 (number)
<b>80</b>	<b>Health services</b> -----	<b>656</b>	<b>379 366</b>	<b>182 714</b>	<b>42 676</b>	<b>6 541</b>
801	Offices and clinics of doctors of medicine -----	270	186 709	103 932	23 686	2 123
8011 pt.	Offices of doctors of medicine -----	258	(D)	(D)	(D)	GG
8011 pt.	General medical clinics -----	12	(D)	(D)	(D)	EE
802	Offices and clinics of dentists -----	186	(D)	(D)	(D)	FF
803	Offices and clinics of doctors of osteopathy -----	3	681	157	39	10
804	Offices and clinics of other health practitioners -----	113	(D)	(D)	(D)	EE
8041	Offices and clinics of chiropractors -----	35	4 972	1 238	267	88
8042	Offices and clinics of optometrists -----	29	6 912	1 433	344	95
8043	Offices and clinics of podiatrists -----	7	(D)	(D)	(D)	BB
8049	Offices and clinics of health practitioners, n.e.c. -----	42	8 406	3 119	703	124
805	Nursing and personal care facilities -----	32	(D)	(D)	(D)	GG
8051	Skilled nursing care facilities -----	8	(D)	(D)	(D)	FF
8052	Intermediate care facilities -----	15	32 629	14 539	3 502	1 022
8059	Nursing and personal care facilities, n.e.c. -----	9	(D)	(D)	(D)	EE
806	Hospitals -----	4	(D)	(D)	(D)	EE
8062	General medical and surgical hospitals -----	-	-	-	-	-
8063, 9	Specialty hospitals -----	4	(D)	(D)	(D)	EE
807, 8, 9	Other health services -----	48	(D)	(D)	(D)	EE
807	Medical and dental laboratories -----	18	10 677	4 375	1 018	164
8071	Medical laboratories -----	7	8 812	3 740	859	130
8072	Dental laboratories -----	11	1 865	635	159	34
808	Home health care services -----	15	(D)	(D)	(D)	CC
809	Miscellaneous health and allied services, n.e.c. -----	15	5 642	2 003	480	123
8092	Kidney dialysis centers -----	2	(D)	(D)	(D)	BB
8093	Specialty outpatient facilities, n.e.c. -----	7	2 589	1 075	293	87
8099	Health and allied services, n.e.c. -----	6	(D)	(D)	(D)	AA
<b>81</b>	<b>Legal services</b> -----	<b>290</b>	<b>(D)</b>	<b>(D)</b>	<b>(D)</b>	<b>GG</b>
<b>823, 4, 9</b>	<b>Selected educational services</b> -----	<b>29</b>	<b>(D)</b>	<b>(D)</b>	<b>(D)</b>	<b>CC</b>
823	Libraries -----	3	(D)	(D)	(D)	AA
824	Vocational schools -----	7	(D)	(D)	(D)	BB
829	Schools and educational services, n.e.c. -----	19	10 288	1 663	430	99
<b>83</b>	<b>Social services</b> -----	<b>169</b>	<b>(D)</b>	<b>(D)</b>	<b>(D)</b>	<b>GG</b>
835	Child day care services -----	109	(D)	(D)	(D)	FF
832, 3, 6, 9	Other social services -----	60	19 404	7 629	1 769	620
<b>87 ex. 8733</b>	<b>Engineering, accounting, research, management, and related services (except noncommercial research organizations)</b> -----	<b>477</b>	<b>188 275</b>	<b>81 251</b>	<b>17 153</b>	<b>2 639</b>
871	Engineering, architectural, and surveying services -----	175	78 655	33 505	7 357	993
8711	Engineering services -----	97	65 793	28 298	6 163	749
8712	Architectural services -----	28	6 887	2 669	583	96
8713	Surveying services -----	50	5 975	2 538	611	148
872	Accounting, auditing, and bookkeeping services -----	146	34 467	15 331	3 322	632
873 ex. 8733	Research, development, and testing services (except noncommercial research organizations) -----	24	13 514	6 058	1 093	148
8731	Commercial physical and biological research -----	8	7 000	3 332	618	62
8732	Commercial economic, sociological, and educational research -----	9	3 314	1 291	254	36
8734	Testing laboratories -----	7	3 200	1 435	221	50
874	Management and public relations services -----	132	61 639	26 357	5 381	866
8741	Management services -----	37	34 403	13 734	2 988	592
8742	Management consulting services -----	61	19 616	9 087	1 699	182
8743	Public relations services -----	10	2 635	1 012	251	32
8744	Facilities support management services -----	-	-	-	-	-
8748	Business consulting services, n.e.c. -----	24	4 985	2 524	443	60
<b>89</b>	<b>Services, n.e.c.</b> -----	<b>23</b>	<b>(D)</b>	<b>(D)</b>	<b>(D)</b>	<b>BB</b>

**Table 8b. Summary Statistics for Firms Exempt From Federal Income Tax for the Area Outside Metropolitan Areas: 1992**

[Includes only establishments with payroll. For meaning of abbreviations and symbols, see introductory text. For explanation of terms and comparability of 1987 and 1992 censuses, see appendix A. For definitions of CMSA's, MSA's, and PMSA's, see appendix D]

SIC code	Kind of business or operation	Establishments (number)	Revenue (\$1,000)	Annual payroll (\$1,000)	First-quarter payroll (\$1,000)	Paid employees for pay period including March 12 (number)
	<b>Total</b> .....	<b>769</b>	<b>1 043 909</b>	<b>414 206</b>	<b>97 144</b>	<b>19 620</b>
<b>7032, 704</b>	<b>Camps and membership lodging</b> .....	<b>24</b>	<b>6 679</b>	<b>2 452</b>	<b>329</b>	<b>94</b>
<b>792, 7991 pt., 7997, 7999 pt., 84</b>	<b>Selected amusement, recreation, and related services</b> .....	<b>47</b>	<b>(D)</b>	<b>(D)</b>	<b>(D)</b>	<b>EE</b>
<b>8011 pt.; 8021 pt.; 805, 6, 8, 9</b>	<b>Selected health services</b> .....	<b>99</b>	<b>802 095</b>	<b>321 217</b>	<b>76 153</b>	<b>13 389</b>
8011 pt., 8021 pt., 805	Clinics of doctors of medicine and dentists .....	6	(D)	(D)	(D)	FF
	Nursing and personal care facilities .....	11	(D)	(D)	(D)	FF
806	Hospitals .....	21	595 231	262 742	62 018	10 432
8062	General medical and surgical hospitals .....	18	(D)	(D)	(D)	II
8063, 9	Specialty hospitals .....	3	(D)	(D)	(D)	GG
808, 9	Other health services .....	61	(D)	(D)	(D)	GG
<b>8111 pt.</b>	<b>Legal aid societies and similar legal services</b> .....	<b>8</b>	<b>(D)</b>	<b>(D)</b>	<b>(D)</b>	<b>BB</b>
<b>823, 4, 9</b>	<b>Selected educational services</b> .....	<b>27</b>	<b>(D)</b>	<b>(D)</b>	<b>(D)</b>	<b>CC</b>
<b>83</b>	<b>Social services</b> .....	<b>311</b>	<b>153 178</b>	<b>61 657</b>	<b>14 027</b>	<b>3 975</b>
835	Child day care services .....	76	8 749	5 250	1 279	552
832, 3, 6, 9	Other social services .....	235	144 429	56 407	12 748	3 423
832	Individual and family social services .....	107	41 696	17 147	4 038	1 061
833	Job training and vocational rehabilitation services .....	25	21 336	8 755	1 585	398
836	Residential care .....	53	44 434	20 463	4 793	1 194
839	Social services, n.e.c. ....	50	36 963	10 042	2 332	770
<b>861, 2, 4, 9</b>	<b>Selected membership organizations</b> .....	<b>239</b>	<b>(D)</b>	<b>(D)</b>	<b>(D)</b>	<b>GG</b>
861	Business associations .....	58	(D)	(D)	(D)	CC
864	Civic, social, and fraternal associations .....	136	26 309	6 329	1 505	755
862, 9	Other membership organizations .....	45	15 166	6 417	1 595	335
<b>873, 4 ex. 8744</b>	<b>Research, testing, and consulting services, except facilities support management services</b> .....	<b>14</b>	<b>(D)</b>	<b>(D)</b>	<b>(D)</b>	<b>CC</b>
873	Research, development, and testing services .....	9	(D)	(D)	(D)	BB
874 ex. 8744	Management and public relations services, except facilities support management services .....	5	(D)	(D)	(D)	CC

**Table 9. Places With 2,500 Inhabitants or More Ranked by Volume of Receipts of Firms Subject to Federal Income Tax: 1992**

[Includes only establishments with payroll. For meaning of abbreviations and symbols, see introductory text. For explanation of terms and comparability of 1987 and 1992 censuses, see appendix A. For information on geographic areas followed by ▲, see appendix F]

Geographic area	Receipts		Cumulative receipts		Geographic area	Receipts		Cumulative receipts	
	Rank <sup>1</sup>	Amount (\$1,000)	Amount (\$1,000)	Percent of State total		Rank <sup>1</sup>	Amount (\$1,000)	Amount (\$1,000)	Percent of State total
<b>New Hampshire</b> .....	<b>(X)</b>	<b>4 612 247</b>	<b>4 612 247</b>	<b>100.0</b>	<b>New Hampshire—Con.</b>				
Manchester .....	1	679 080	679 080	14.7	Exeter town .....	14	67 343	3 031 146	65.7
Nashua .....	2	437 884	1 116 964	24.2	Rochester .....	15	54 227	3 085 373	66.9
Salem town .....	3	339 840	1 456 804	31.6	Merrimack town .....	16	53 589	3 138 962	68.1
Concord .....	4	294 042	1 750 846	38.0	Hudson town .....	17	49 319	3 188 281	69.1
Portsmouth .....	5	278 831	2 029 677	44.0	Somersworth .....	18	37 217	3 225 498	69.9
Bedford town .....	6	201 007	2 230 684	48.4	Milford town .....	19	34 917	3 260 415	70.7
Hampton town .....	7	134 434	2 365 118	51.3	Claremont .....	20	30 172	3 290 587	71.3
Lebanon .....	8	133 222	2 498 340	54.2	Berlin .....	21	18 030	3 308 617	71.7
Keene .....	9	128 806	2 627 146	57.0	Durham town .....	22	16 118	3 324 735	72.1
Dover .....	10	102 335	2 729 481	59.2	Goffstown town .....	23	15 505	3 340 240	72.4
Derry town .....	11	83 253	2 812 734	61.0	Franklin .....	24	13 049	3 353 289	72.7
Laconia .....	12	82 572	2 895 306	62.8					
Londonderry town .....	13	68 497	2 963 803	64.3					

<sup>1</sup>Places with suppressed receipts (if applicable) are listed at end of table rather than by rank to avoid disclosing data for individual companies.

Table 10. **Counties Ranked by Volume of Receipts of Firms Subject to Federal Income Tax: 1992**

[Includes only establishments with payroll. For meaning of abbreviations and symbols, see introductory text. For explanation of terms and comparability of 1987 and 1992 censuses, see appendix A. For information on geographic areas followed by ▲, see appendix F]

Geographic area	Receipts		Cumulative receipts		Geographic area	Receipts		Cumulative receipts	
	Rank <sup>1</sup>	Amount (\$1,000)	Amount (\$1,000)	Percent of State total		Rank <sup>1</sup>	Amount (\$1,000)	Amount (\$1,000)	Percent of State total
<b>New Hampshire -----</b>	<b>(X)</b>	<b>4 612 247</b>	<b>4 612 247</b>	<b>100.0</b>	<b>New Hampshire — Con.</b>				
Hillsborough -----	1	1 641 213	1 641 213	35.6	Cheshire-----	6	192 537	4 172 806	90.5
Rockingham -----	2	1 264 509	2 905 722	63.0	Carroll-----	7	162 016	4 334 822	94.0
Merrimack -----	3	520 756	3 426 478	74.3	Belknap -----	8	144 993	4 479 815	97.1
Grafton -----	4	327 214	3 753 692	81.4	Coos -----	9	78 008	4 557 823	98.8
Strafford -----	5	226 577	3 980 269	86.3	Sullivan-----	10	54 424	4 612 247	100.0

<sup>1</sup>Counties with suppressed receipts (if applicable) are listed at end of table rather than by rank to avoid disclosing data for individual companies.

# Appendix A.

## General Explanation

### CENSUS COVERAGE AND METHODOLOGY

**Structure and method of enumeration.** Firms in the 1992 Census of Service Industries were divided into the nonmail universe and mail universe. The coverage and the method of obtaining census information from each follow:

1. The nonmail universe consisted of firms which were not required to file a regular census return and included:

- a. All taxable nonemployers, i.e., all firms subject to Federal income tax with no paid employees during 1992. Receipts information for these firms was obtained from administrative records of other Federal agencies. Although consisting of many firms, nonemployers accounted for less than 10 percent of total receipts of all establishments covered in the census.

The census included only those service nonemployer firms which reported a receipts volume of \$1,000 or more during 1992. Establishments exempt from Federal income tax with no paid employees were excluded as in previous censuses.

Data for nonemployers are not included in this report but are provided in a subsequent Non-employer Statistics report (SC92-N-1).

- b. Selected small employers, i.e., single-establishment firms with payroll below a specified cutoff. (The term "employers" refers to firms with one or more paid employees at any time during 1992 as shown in the active administrative records of other Federal agencies.) Although the payroll cutoff varied by kind of business, small employers generally included firms with less than 10 employees and represented about 10 percent of total receipts of establishments covered in the census.

Data on receipts, payroll, and employment for employer firms below the payroll cutoff were derived or estimated from administrative records of other Federal agencies, except for a sample of small employer firms in classifications for which specialized data requirements precluded reliance solely on administrative records sources. This sample was included in the mail universe.

2. The mail universe consisted of firms for which information was obtained by means of a mail canvass and included:

- a. Large employers, i.e., all multiestablishment firms, and all employer firms above the payroll size cutoff referred to in section 1b. Within this category, a report of company organization was conducted periodically to identify establishment locations of firms which operated at more than one location and to obtain information on payroll and mid-March employment at each location. The 1991 Report of Company Organization was used as a coverage check in the census. In the 1992 census, all multi-establishment firms were asked to notify the Census Bureau of any establishments for which a form was not received. Report forms were subsequently provided to the firms for these establishments.
- b. A sample of small employer firms in classifications for which specialized data precluded reliance solely on administrative records sources. These firms were sent the census mailing packages containing the appropriate 1992 questionnaire.

**Method of classifying kinds of business.** The service industries classifications for all establishments were based on the *Standard Industrial Classification Manual: 1987*<sup>1</sup> (SIC). However, the method of assigning these classifications, and the level of detail at which establishments were classified, differed between the nonmail and mail universes as follows:

1. The nonmail universe

- a. Nonemployers were classified on the basis of information obtained from administrative records of other Federal agencies.
- b. Selected small employers were classified on the basis of the most current census kind-of-business classification available from one of the Census Bureau's current sample surveys or the 1987 census. Otherwise, the classification was obtained from administrative records of other Federal agencies.

If the census or administrative record classifications proved inadequate (none corresponded to a 1992 census classification in the detail required for

<sup>1</sup>*Standard Industrial Classification Manual: 1987*. For sale by Superintendent of Documents, U.S. Government Printing Office, Washington, DC 20402. Stock No. 041-001-00314-2.

employers), the firm was sent a brief inquiry requesting information necessary to assign a 1992 census kind-of-business code.

2. Establishments in the mail universe were classified on the basis of their self-designation, answers to questions on receipts by type of service provided, and other special inquiries.

**Method of assigning tax status.** For kind-of-business classifications<sup>2</sup> where there were substantial numbers of taxable and tax-exempt establishments, establishments were classified based on the Federal income tax filing requirement for the establishment or organization. This classification was based primarily on the response to an inquiry on the census questionnaire. Establishments that indicated that all or part of their income was exempt from Federal income tax under provisions of section 501 of the IRS code were classified as tax-exempt; establishments indicating no such exemption were classified as taxable. All government-operated hospitals were classified as tax-exempt. For establishments in the nonmail universe, the tax status classification was based upon the type of tax return filed by the firm or organization.

For selected kind-of-business classifications<sup>3</sup> comprised primarily of tax-exempt establishments, all establishments in those classifications were defined as tax-exempt. All establishments in the remaining kind-of-business classifications (comprised primarily of taxable establishments) were defined as taxable.

## COMPARABILITY OF THE 1987 AND 1992 CENSUSES

The 1987 and 1992 censuses were conducted under similar conditions and procedures except for the following:

**Geographic areas.** The boundaries of a number of areas for which data are shown in the 1992 census are not the same as in the 1987 census because of annexations; other boundary changes; and redefinitions of metropolitan statistical areas (MSA's), primary metropolitan statistical areas (PMSA's), and consolidated metropolitan statistical areas (CMSA's).<sup>4</sup> In addition, data for consolidated cities are included in the 1992 census.

Data for special economic urban areas (SEUA's) with 10,000 inhabitants or more in Michigan, Minnesota, New York, and Wisconsin qualified for publication in the 1992 census. This included townships in Michigan and Minnesota and towns in New York and Wisconsin. However, Minnesota did not have any townships that met the population criteria.

<sup>2</sup>SIC's 7032, 792, 7991 pt., 7997, 7999 pt., 8011 pt., 8021 pt., 805, 806, 808, 809, 82, 83, 84 pt., 873 ex. 8733, 874 ex. 8744.

<sup>3</sup>SIC's 7041, 8111 pt., 84 pt., 86, 8733.

<sup>4</sup>Newly defined metropolitan areas (MA's) were announced by the Office of Management and Budget (OMB) effective June 30, 1993.

**Nonemployer firms.** In 1987, data for nonemployer firms were published for the United States, States, metropolitan areas, counties, and places in four regional reports in the Nonemployer Statistics Series (SC87-N-1 to -4).

For 1992, data for nonemployers by kind of business are presented in one *Nonemployer Statistics* report (SC92-N-1) for the United States, States, and metropolitan areas. Nonemployer data for counties and places are available on compact disc-read only memory (CD-ROM).

**Employment.** In 1987, employment data withheld to avoid disclosing data for individual companies were represented with the symbol "(D)." In 1992, withheld employment data are represented with symbols that denote employment size ranges. These symbols are defined in the introductory text.

**Sources of receipts/revenue.** In 1987, data on sources of receipts/revenue for selected industries were published with other industry-specific data in the *Miscellaneous Subjects* report (SC87-S-4) of the Subject Series. In 1992, sources of receipts/revenue data are presented separately in the *Sources of Receipts or Revenue* report (SC92-S-4) of the Subject Series.

**Legal form of organization.** In 1987, data on the number of individual proprietorships/partnerships were published in the Geographic Area Series. In 1992, individual proprietorship/partnership data are published in the *Establishment and Firm Size* report (SC87-S-1) and in the *Nonemployer Statistics* report (SC87-N-1).

## EXPLANATION OF TERMS

**Establishments.** An establishment is a single physical location at which business is conducted. It is not necessarily identical with a company or enterprise, which may consist of one establishment or more. Statistics for service industries represent a summary of reports for individual establishments rather than companies. For cases where a census report was received, separate information was obtained for each location where business was conducted. When administrative records of other Federal agencies were used instead of a census report, no information was available on the number of locations operated. Estimates of this number were derived from a sample and are provided in the service industries report, *Miscellaneous Subjects* (SC92-S-5). Each census report was tabulated according to the physical location at which the business was conducted. The count of establishments represents those in business at any time during 1992. Appendix G provides a comparison of the number of establishments active any time during the year versus the number in business at the end of the year.

When two activities or more were carried on at a single location under a single ownership, all activities generally were grouped together as a single establishment. The

entire establishment was classified on the basis of its major activity and all data for it were included in that classification. However, when distinct and separate economic activities (for which different industry classification codes were appropriate) were conducted at a single location under a single ownership, and when conditions prescribed by the SIC manual for recognizing the existence of more than one establishment were met, separate establishment reports for each of the different activities were obtained in the census.

Leased service departments (separately owned businesses operated as departments or concessions of other service establishments or of retail businesses, such as a separately owned shoeshine parlor in a barber shop, or a beauty shop in a department store) are treated as separate service establishments for census purposes. Leased retail departments located in service establishments (e.g., a gift shop located in a hotel) are considered separate retail establishments.

**Firms.** A firm is a business organization or entity consisting of one domestic establishment (location) or more under common ownership or control. All establishments of subsidiary firms are included as part of the controlling firm. For the economic census, the terms "firm" and "company" are synonymous.

**Receipts (Basic dollar volume measure for service establishments of firms subject to Federal income tax).** Includes receipts from customers or clients for services rendered, from the use of facilities, and from merchandise sold during 1992 whether or not payment was received in 1992, except for health practitioners and legal, architectural, engineering, and surveying services, which reported on a cash basis (payments received in 1992 regardless of when services were rendered). Excise taxes on gasoline, liquor, tobacco, etc., which are paid by the manufacturer or wholesaler and passed on in the cost of goods purchased by the service establishment, are also included. Receipts from leasing of vehicles, equipment, etc., marketed under operating leases are included in receipts figures as well as the fair sales value of merchandise marketed in 1992 under capital, finance, or "full payout" leases. Receipts also include the total value of service contracts, amounts received for work subcontracted to others, and dues and assessments from members and affiliates.

Receipts are net after deductions for refunds and allowances for merchandise returned by customers. Receipts do not include sales, occupancy, admissions, or other taxes collected from customers and remitted directly by the firm to a local, State, or Federal tax agency, nor do they include income from such sources as contributions, gifts, and grants; dividends, interest, and investments; or sale or rental of real estate. Also excluded are rents from and receipts (gross as well as the establishment's share) of departments and concessions which are operated by others; sales of used equipment rented or leased to

customers; commissions from vending machine operators; and other nonoperating income such as royalties, franchise fees, etc.

Receipts in this report do not include service receipts of manufacturers, wholesalers, retail establishments, or other businesses whose primary activity is other than service. They do, however, include receipts other than from services rendered (e.g., sale of merchandise to individuals or other businesses) by establishments primarily engaged in performing services and classified in the service industries.

**Revenue (Basic dollar volume measure for firms exempt from Federal income tax).** Includes revenue from customers or clients for services rendered and merchandise sold during 1992, whether or not payment was received in 1992. Also included are income from interest, dividends, gross contributions, gifts, grants (whether or not restricted for use in operations), rents, royalties, dues and assessments from members and affiliates, and receipts from fundraising activities. Receipts from taxable business activities of firms exempt from Federal income tax (Unrelated Business Income) are also included in revenue.

Revenue does not include sales, admissions, or other taxes collected by the organization from customers or clients and paid directly to a local, State, or Federal tax agency; income from the sale of real estate, investments, or other assets (except inventory held for resale); gross receipts of departments, concessions, etc., that are operated by others; and amounts transferred to operating funds from capital or reserve funds.

**Expenses.** Expenses include payroll, employee benefits, interest, rent, payroll taxes, cost of supplies used for operation, depreciation expenses, fundraising expenses, contracted or purchased services, and other expenses charged to operations during 1992.

Expenses in this report exclude outlays for the purchase of real estate; construction and all other capital improvements; funds invested; assessments or dues paid to the parent or other chapters of the same organization; and, for fundraising organizations, funds transferred to charities and other organizations.

**Annual payroll.** Payroll includes all forms of compensation, such as salaries, wages, commissions, bonuses, vacation allowances, sick-leave pay, employee contributions to qualified pension plans, and the value of payments in kind (e.g., free meals and lodgings) paid during the year to all employees. Tips and gratuities received by employees from patrons and reported to employers are included. For corporations, payroll includes amounts paid to officers and executives; for unincorporated businesses, it does not include profit or other compensation of proprietors or partners. Payroll is reported before deductions for social security, income tax, insurance, union dues, etc. This definition of payroll is the same as that used by the Internal Revenue Service (IRS) on form 941.



**First-quarter payroll.** This item consists of payroll, as defined above, paid to persons employed at any time during the quarter January to March 1992.

**Paid employees for pay period including March 12.** Paid employees consist of the full- and part-time employees, including salaried officers and executives of corporations, who were on the payroll during the pay period including March 12. Included are employees on paid sick leave, paid holidays, and paid vacations; not included are proprietors and partners of unincorporated businesses. The definition of paid employees is the same as that used on IRS form 941.

**Auxiliary establishments.** Each company included in this census was asked to identify and separately report auxiliary locations whose primary functions were to manage, administer, service, or support the activities of the other establishments of the company. Data presented in this report do not include auxiliary establishments. Data for auxiliaries are presented in a subsequent report issued as part of the *1992 Enterprise Statistics* reports.

## KIND-OF-BUSINESS CLASSIFICATIONS

Services, as defined in Division I of the 1987 Standard Industrial Classification (SIC) manual, includes establishments primarily engaged in rendering a wide variety of services to individuals, business and government establishments, and other organizations.

Establishments covered by the census were assigned kind-of-business classifications according to the industry classifications defined in the 1987 SIC manual. When a more detailed classification than defined in the SIC manual was needed, additional kinds of business were identified within an SIC industry.

The basis for a kind-of-business classification is described above in Method of Classifying Kinds of Business. Descriptions of those kinds of business for which data are provided in this report follow.

### Hotels, Rooming Houses, Camps, and Other Lodging Places (SIC Major Group 70)

This group includes establishments engaged in providing lodging, or lodging and meals, and camping facilities. Hotels which provide accommodations for permanent residents (e.g., apartment hotels) and residential mobile home parks are classified in Real Estate, Major Group 65.

**Hotels and motels (SIC 7011).** Commercial establishments, known to the public as hotels, motor hotels, motels, or tourist courts, primarily engaged in providing lodging, or lodging and meals.

For large geographic areas, data are presented for the following subdivisions of this classification:

1. Hotels, 25 guestrooms or more.
2. Hotels, less than 25 guestrooms.
3. Motels, tourist courts.
4. Motor hotels.

The classification of individual establishments into hotels, motor hotels, and motels and tourist courts was based primarily on the respondents' self-designation.

**Rooming and boarding houses (SIC 702).** Establishments renting rooms, with or without board, on a fee basis. Homes for the elderly, for children, and for the handicapped that provide additional services, other than nursing care, are classified in Industry 8361, and homes that provide nursing and/or health-related care are classified in Industry Group 805. Rooming and boarding houses operated by membership organizations for their members only are classified in Industry 7041.

**Sporting and recreational camps (SIC 7032).** Sporting and recreational camps providing lodging and meals, or lodging only. Included are children's camps, fishing camps, hunting camps, and dude ranches. Day camps and sports instructional camps, such as baseball, basketball, or football camps, are classified in Industry 7999.

**Recreational vehicle parks and campsites (SIC 7033).** Establishments providing overnight or short-term sites for recreational vehicles, trailers, campers, or tents. Residential trailer and mobile home parks are classified in Real Estate, Major Group 65.

**Organization hotels and lodging houses, on membership basis (SIC 704).** Lodging houses and hotels operated by membership organizations for the benefit of their members and guests, and not open to the general public. Hotels operated by such organizations but open to the public are classified in Industry 7011. Residential homes for the elderly and others in need of residential, social, and personal care are classified in Industry 8361.

### Personal Services (SIC Major Group 72)

This group includes establishments primarily engaged in providing services generally to individuals, such as barber and beauty shops, drycleaning plants, laundries, and photographic studios. For establishments classified in Industry Group 721, collecting and distributing units (branch outlets, pickup stations, terminals, or depots) owned and operated by a firm which does its own laundry work are not classified as separate establishments. Data for these units are merged with data for the plant where the work is done.

**Power laundries, family and commercial (SIC 7211).**

Establishments primarily engaged in operating mechanical laundries with steam or other power. Excluded are establishments which have power laundry equipment but which are primarily engaged in a specialty, such as industrial laundering, linen rental, or diaper service. These establishments are classified in other categories within Industry Group 721. Independently owned agencies for laundry plants are classified in Industry 7212. Laundries using small power equipment of household type are classified in Industry 7219.

**Garment pressing, and agents for laundries and dry-cleaners (SIC 7212).**

Establishments primarily engaged in providing laundry and drycleaning services but which have the laundry and/or drycleaning work done by others. Establishments in this industry may do their own pressing or finishing work. Independently owned collecting and distributing agencies serving drycleaning plants or power laundries are included in this classification.

**Linen supply (SIC 7213).** Establishments primarily engaged in supplying, on a rental basis, such laundered items as uniforms, aprons, table covers, bed linens, and towels. Establishments included in this classification may or may not operate their own laundry facilities.

**Coin-operated laundries and drycleaning (SIC 7215).**

Establishments primarily engaged in the operation of coin-operated or similar self-service laundry and/or drycleaning equipment. Included are establishments known as laundromats, launderettes, self-service drycleaners, etc. Establishments which operate such machinery in apartment houses, dormitories, and similar locations are included. Establishments which rent such machinery (e.g., to apartment houses) are classified in Industry 7359.

For large geographic areas, data are presented for the following subdivisions of this classification:

1. Coin-operated laundries and drycleaning stores.
2. Coin-operated laundry routes.

**Drycleaning plants, except rug cleaning (SIC 7216).**

Establishments primarily engaged in drycleaning or dyeing apparel and household fabrics other than rugs. Establishments primarily engaged in cleaning rugs are classified in Industry 7217. Independently owned agencies for cleaning plants are classified in Industry 7212. Establishments known as "tailor shops" or "cleaners" are included in this classification only if they do their own cleaning. Establishments primarily engaged in dyeing fabrics for the trade are classified in Manufacturing, Major Group 22.

**Carpet and upholstery cleaning (SIC 7217).** Establishments primarily engaged in cleaning carpets and upholstered furniture. Establishments primarily engaged in rug repair are classified in Industry 7699, those primarily

engaged in reupholstering and repairing furniture are classified in Industry 7641, and those primarily engaged in building cleaning are classified in Industry 7349.

**Industrial launderers (SIC 7218).** Establishments primarily engaged in supplying laundered or drycleaned work uniforms, wiping towels, protective apparel (gloves, flame resistant clothing, etc.), dust control items (treated mats or rugs, mops, cloths, etc.), and similar items to industrial, commercial, and government users. These items may belong to the industrial launderers and be supplied to users on a rental basis, or they may belong to the customers. Establishments included in this industry may or may not operate their own laundry or drycleaning facilities.

**Laundry and garment services, n.e.c. (SIC 7219).** Establishments primarily engaged in furnishing other laundry services, including repair, alteration, and storage of clothes for individuals; diaper service; and hand laundries. Custom tailors, dressmakers, and fur shops making fur apparel to custom order are classified in Retail Trade.

**Photographic studios, portrait (SIC 722).** Establishments primarily engaged in still or video portrait photography for the general public. Included in this classification are school, home, and transient portrait photographers. Establishments primarily engaged in commercial photography are classified in Industry 7335; those primarily engaged in video tape production other than portrait are classified in Industry 7812; and those primarily engaged in film developing and/or print processing for the trade or for the general public are classified in Industry 7384.

**Beauty shops (SIC 723).** Establishments primarily engaged in providing beauty services or both beauty and barber services. Beauty and cosmetology schools are also included. Beauty shop concessions (owned and operated by concessionaires) in hotels, department stores, etc., are classified in this industry and treated as separate establishments. However, beauty shops owned by and operated as part of other businesses (e.g., hotels, department stores) are considered part of the main establishment.

**Barber shops (SIC 724).** Establishments primarily engaged in providing barber and men's hair styling services. Barber colleges are also included. Barber shop concessions (owned and operated by concessionaires) in hotels, department stores, etc., are classified in this industry and treated as separate establishments. However, barber shops owned by and operated as part of other businesses (e.g., hotels, department stores) are considered part of the main establishment.

**Shoe repair shops and shoeshine parlors (SIC 725).** Establishments primarily engaged in repairing footwear or shining shoes. Also included are establishments engaged in cleaning and blocking hats. Shoe repair and shoeshine departments (owned and operated by concessionaires) in

hotels, department stores, etc., are classified in this industry and treated as separate establishments. However, shoe repair shops and shoeshine parlors owned and operated as part of other businesses (e.g., hotels, department stores) are considered part of the main establishment.

**Funeral service and crematories (SIC 726).** Establishments primarily engaged in preparing the dead for burial, conducting funerals, and cremating the dead. Receipts include sales of funeral merchandise, such as caskets and burial clothing, and other services provided directly by the establishments. Also included in the receipts are reimbursements for cash advances made to other establishments for funeral-related merchandise sales and services, such as flowers. Cemeteries, and crematories operated in conjunction with cemeteries, are classified in Real Estate, Industry 6553; crematories and burial services for pets are classified in Agriculture, Industry 0752.

**Tax return preparation services (SIC 7291).** Establishments primarily engaged in providing tax return preparation services without also providing accounting, auditing, or bookkeeping services. Establishments providing tax return preparation services which also provide accounting, auditing, or bookkeeping services are classified in Industry 8721. Tax return preparation services (owned and operated by concessionaires) in department stores, etc., are classified in this industry and treated as separate establishments. However, tax return preparation services owned and operated as part of other businesses are considered part of the main establishment.

**Miscellaneous personal services, n.e.c. (SIC 7299).** Establishments primarily engaged in providing personal services, not elsewhere classified, such as saunas; steam and Turkish baths; costume and formal wear rental; operation of coin-operated personal service machines, such as weighing machines, public lockers (except cold storage), pay toilets, etc.; checkroom concessions; dating service; diet or weight reducing workshops; and tanning salons. Establishments operating coin-operated amusement machines, such as pinball machines and juke boxes, are classified in Industry 7993. The operation of physical fitness facilities, including health fitness spas and reducing salons, is classified in Major Group 70 if lodging is also provided and in Industry 7991 if lodging is not provided.

For large geographic areas, data are presented for the following subdivisions of this classification:

1. Massage parlors, tanning salons, and saunas.
2. Diet and weight reducing services.
3. Formal wear rental.
4. Other personal services, n.e.c.

### **Business Services (SIC Major Group 73)**

This group includes establishments primarily engaged in providing services, not elsewhere classified, to business establishments on a contract or fee basis.

**Advertising agencies (SIC 7311).** Establishments primarily engaged in preparing advertising (writing copy, artwork, graphics, and other creative work) and placing such advertising in periodicals, newspapers, radio, television, or other advertising media for clients on a contract or fee basis. Establishments which place advertising with media but perform no creative services (media buying services) are classified in Industry 7319. Establishments which write advertising copy but do not place the advertising with media are classified in Industry 8999. Establishments which provide commercial art, graphics, or other creative advertising services but do not place the advertising with media are classified in Industry Group 733. Establishments which solicit advertising for nonaffiliated radio, television, newspapers, or magazines are classified in Industry 7313.

**Outdoor advertising services (SIC 7312).** Establishments primarily engaged in the preparation of poster displays and painted and electric displays on billboards, panels, bulletins, and frames, principally outdoors. Such establishments may (as incidental services) construct, repair, and maintain display boards and may post advertisements. Sign painting shops are classified in Industry 7389. Shops which make neon signs to order are classified in Manufacturing. Establishments primarily engaged in erecting signs are classified in Construction.

**Radio, television, and publishers' advertising representatives (SIC 7313).** Establishments primarily engaged in soliciting advertising on a contract or fee basis for (nonaffiliated) newspapers, magazines, and other publications, or for radio and television stations. Advertising sales offices operated by the media are classified as auxiliaries.

For large geographic areas, data are presented for the following subdivisions of this classification:

1. Radio and television advertising representatives.
2. Publishers' advertising representatives.

**Advertising, n.e.c. (SIC 7319).** Establishments primarily engaged in furnishing advertising services, not elsewhere classified, such as handbill distribution, distribution of samples, and transit advertising. Establishments which provide commercial art, graphics, or other creative advertising services but do not place the advertising with the media, are classified in Industry Group 733. Establishments primarily engaged in direct mail advertising, compiling and selling mailing lists, and related services are classified in Industry 7331.

**Adjustment and collection services (SIC 7322).** Establishments primarily engaged in the collection or adjustment of claims other than insurance. Establishments providing insurance adjustment services are classified in Insurance, Major Group 64. Establishments providing debt counseling or adjustment services for individuals are classified in Industry 7299. Centralized charge services are classified in Finance, Major Group 61.

**Credit reporting services (SIC 7323).** Establishments primarily engaged in providing mercantile and consumer credit reporting services. Establishments primarily engaged in conducting personal investigations (background) and preparing reports for insurance companies and other business firms are classified in Industry 7389.

**Direct mail advertising services (SIC 7331).** Establishments primarily engaged in furnishing direct mail advertising services, such as creating, producing, and mailing direct mail advertising. This industry also includes establishments primarily engaged in compiling and selling mailing lists. Establishments primarily engaged in reproducing direct mail copy to order but also providing other direct mail advertising services are classified in Manufacturing if they print the copy, and in Industry 7334 if they duplicate the copy by photocopying or similar reproduction methods.

For large geographic areas, data are presented for the following subdivisions of this classification:

1. Mailing list compilers, brokers, and managers.
2. Direct mail advertising services, except mailing list services.

**Photocopying and duplicating services (SIC 7334).** Establishments primarily engaged in reproducing text, drawings, plans, maps, or other copy by blueprinting, photocopying, mimeographing, or other methods of duplication other than printing or microfilming. Printing, including "quick printing," is classified in Manufacturing, and microfilming is classified in Industry 7389.

For large geographic areas, data are presented for the following subdivisions of this classification:

1. Blueprinting and photocopying services.
2. Duplicating services, except printing and photocopying.

**Commercial photography (SIC 7335).** Establishments engaged in providing commercial photography services for advertising agencies, publishers, and other business and industrial users. Establishments engaged in still and video portrait photography are classified in Industry 7221, and those primarily engaged in mapmaking are classified in Industry 7389. Establishments primarily engaged in medical photography are classified in Industry 8099. Establishments primarily engaged in producing commercial video tape or films are classified in Industry 7812.

**Commercial art and graphic design (SIC 7336).** Establishments primarily engaged in providing commercial art or graphic design services for advertising agencies, publishers, and other business and industrial users. Producers of still and slide films are classified here. Establishments primarily engaged in art, except commercial and medical art, are classified in Industry 8999; those engaged in medical art are classified in Industry 8099; and those providing drafting services are classified in Industry 7389.

For large geographic areas, data are presented for the following subdivisions of this classification:

1. Commercial art.
2. Graphic arts and related design.

**Secretarial and court reporting services (SIC 7338).** Establishments primarily engaged in furnishing secretarial, typing, word processing, resume writing, and court reporting services.

**Disinfecting and pest control services (SIC 7342).** Establishments primarily engaged in providing disinfection and termite, insect, rodent, and other pest control generally in dwellings or other buildings. Establishments primarily engaged in pest control for lawns or agricultural production are classified in Agriculture.

**Building cleaning and maintenance services, n.e.c. (SIC 7349).** Establishments primarily engaged in furnishing building cleaning and maintenance services, not elsewhere classified, such as window cleaning, janitorial services, floor waxing, and office cleaning. General contractors and special trade contractors primarily engaged in building repair work, cleaning building exteriors by sand or steam blasting, or cleaning up after construction are classified in Construction.

**Medical equipment rental and leasing (SIC 7352).** Establishments primarily engaged in renting or leasing (except finance leasing) medical equipment. These establishments may also sell medical supplies, but establishments primarily engaged in selling medical supplies are classified in Wholesale or Retail Trade. Establishments primarily engaged in finance leasing are classified in Finance, Industry 6159.

**Heavy construction equipment rental and leasing (SIC 7353).** Establishments primarily engaged in renting or leasing (except finance leasing) heavy construction equipment, with or without operators. Establishments primarily engaged in finance leasing are classified in Finance, Industry 6159.

For large geographic areas, data are presented for the following subdivisions of this classification:

1. Rental and leasing of heavy construction equipment without operators.
2. Rental and leasing of heavy construction equipment with operators.

**Equipment rental and leasing, n.e.c. (SIC 7359).** Establishments primarily engaged in renting or leasing (except finance leasing) equipment, not elsewhere classified, such as tools, furniture, industrial equipment (except heavy construction), televisions, appliances, party supplies, etc. Establishments primarily engaged in finance leasing are classified in Finance, Industry 6159.

Establishments renting or leasing automobiles and trucks without drivers are classified in Industry Group 751; those renting with drivers, in Transportation. Establishments renting (or leasing) medical equipment are classified in Industry 7352; video tapes and cassettes, in Industry 7841; amusement and recreation items, such as bicycles, beach chairs, etc., in Industry 7999; personal items, such as formal wear, lockers (other than refrigerated), and pillows, in Industry 7299; commercial boats, in Water Transportation, Major Group 44. Direct leasing of machinery or equipment by the manufacturer is classified in Manufacturing or Wholesale Trade. Establishments primarily leasing computer time, including time-sharing services, are classified in Industry 7374; and those renting or leasing computers or data processing equipment, in Industry 7377.

For large geographic areas, data are presented for the following subdivisions of this classification:

1. Equipment rental, except rent-to-own.
2. Equipment leasing, except finance leasing.
3. Rent-to-own.

**Employment agencies (SIC 7361).** Establishments primarily engaged in providing placement and employment services for employers or those seeking employment. Modeling agencies and nurses' registries are included. Theatrical employment agencies are classified in Industry 7922; motion picture casting bureaus, in Industry 7819; and establishments engaged in furnishing help to other businesses, in Industry 7363.

**Help supply services (SIC 7363).** Establishments primarily engaged in supplying temporary or continuing help (except agricultural) to other businesses on a contract or fee basis. The help supplied is on the payroll of the supplying establishment but is under the direct or general supervision of the business to whom the help is furnished. Establishments primarily engaged in providing placement and employment services are classified in Industry 7361. Establishments which provide both management and staff to operate a business are classified according to the type of activity of the business. Establishments primarily engaged in furnishing personnel to perform a range of services in support of the operation of other establishments are classified in Industry 8744. Farm labor supply is classified in Agriculture, Industry 0761.

For large geographic areas, data are presented for the following subdivisions of this classification:

1. Temporary help supply.
2. Employee leasing.
3. Other help supply services.

**Computer programming services (SIC 7371).** Establishments primarily engaged in providing custom computer programming services on a contract or fee basis. These

establishments often perform a variety of additional services, such as computer software design and analysis, modification of existing software, and training in the use of custom software. Establishments primarily engaged in the development and marketing of prepackaged software are classified in Industry 7372. Computer processing services are classified in Industry 7374.

**Prepackaged software (SIC 7372).** Establishments primarily engaged in designing and developing prepackaged software, including operating, utility, and applications programs. These establishments may also prepare software documentation for the user, install software for the user, and train the user in the use of the software. Establishments primarily engaged in buying and selling prepackaged software are classified in Wholesale or Retail Trade. Custom computer software services, including computer code authors, are classified in Industry 7371.

**Computer integrated systems (SIC 7373).** Establishments primarily engaged in developing or modifying computer software and packaging or bundling the software with hardware (computers and peripheral equipment) to create an integrated system for specific application. These establishments are involved in all phases of systems development, from design through installation. Establishments primarily engaged in buying and selling computer software and/or hardware are classified in Wholesale or Retail Trade, and establishments primarily engaged in manufacturing computers and/or peripheral equipment are classified in Manufacturing.

**Computer processing and data preparation and processing services (SIC 7374).** Establishments primarily engaged in providing computer processing and data preparation services. Service may consist of complete processing and preparation of reports from data supplied by the customer, or it may be specialized, such as data entry or making data processing equipment available on an hourly or time-sharing basis.

**Information retrieval services (SIC 7375).** Establishments primarily engaged in providing on-line information retrieval services on a contract or fee basis. The information generally involves a range of subjects and is taken from other primary sources. Establishments which collect and originate the data are classified in the industry associated with that activity.

**Computer facilities management services (SIC 7376).** Establishments primarily engaged in providing on-site management and operation of computer and data processing facilities on a contract or fee basis. Establishments primarily engaged in providing computer and data processing at their own facilities are classified in Industry 7374.

**Computer rental and leasing (SIC 7377).** Establishments primarily engaged in renting or leasing (except finance) computers and related data processing equipment on the

customers' site, whether or not also providing maintenance or support services. Establishments primarily engaged in both manufacturing and leasing computers and related data processing equipment are classified in Division D, Manufacturing, and separate establishments owned by the manufacturer and primarily engaged in leasing are classified in Wholesale Trade. Establishments primarily engaged in finance leasing of computers and related data processing equipment are classified in Finance, Industry 6159, and those primarily engaged in leasing computer time are classified in Industry 7374.

**Computer maintenance and repair (SIC 7378).** Establishments primarily engaged in the maintenance and repair of computers and computer peripheral equipment.

**Computer related services, n.e.c. (SIC 7379).** Establishments primarily engaged in providing computer related services, not elsewhere classified, such as computer consulting, disk and diskette conversion, and tape recertification.

For large geographic areas, data are presented for the following subdivisions of this classification:

1. Computer consultants.
2. Miscellaneous computer services, n.e.c.

**Detective, guard, and armored car services (SIC 7381).** Establishments primarily engaged in providing detective, guard, and armored car services. Fingerprint service, polygraph service, and rental of dogs for protective service are included in this classification.

For large geographic areas, data are presented for the following subdivisions of this classification:

1. Detective agencies and guard services.
2. Armored car services.

**Security systems services (SIC 7382).** Establishments primarily engaged in monitoring and maintaining security systems devices, such as burglar and fire alarms. These establishments may also sell, lease, and/or install the security systems which they monitor and maintain. Establishments primarily engaged in the sales and installation, or installation only, of such devices are classified in Construction, Industry 1731.

**News syndicates (SIC 7383).** Establishments primarily engaged in providing news, pictures, features, and news reporting services to newspapers and periodicals. Separate establishments of newspaper and periodical publishers which are engaged in gathering news are classified as auxiliaries.

**Photofinishing laboratories (SIC 7384).** Establishments primarily engaged in developing film and photographic prints and enlargements. Data for retail outlets (kiosks),

which are owned and operated by photofinishing laboratories for the pickup and delivery of film, are merged with data for the laboratory which owns them and are not treated as separate establishments. Establishments primarily engaged in processing motion picture and video film for the motion picture and television industries are classified in Industry 7819.

For large geographic areas, data are presented for the following subdivisions of this classification:

1. Photofinishing laboratories, except "one-hour" (mini) labs.
2. "One-hour" (mini) photofinishing.

**Business services, n.e.c. (SIC 7389).** Establishments primarily engaged in furnishing business services, not elsewhere classified, such as auctioneers' establishments (service only), business brokers, drafting service, independent lecture bureaus, inspection service, printing brokers, notaries public, and shop window decoration or trimming, on a commission or fee basis.

For large geographic areas, data are presented for the following subdivisions of this classification:

1. Sign painting shops. Establishments primarily engaged in making signs to individual order or in doing office door and window lettering. Establishments primarily engaged in making signs other than on a custom basis and neon sign manufacturers are classified in Manufacturing.
2. Interior designing. Establishments primarily engaged in advising clients on the selection of furniture, draperies, rugs, and other interior decorations on a commission or fee basis. Establishments providing interior designing service but primarily engaged in the sale of merchandise, are not included. Painting and papering contractors who frequently call themselves "interior decorators" are classified in Construction.
3. Telephone answering services. Establishments primarily engaged in transmitting telephone messages to their clients. Paging services are classified in Communications.
4. Water softening and conditioning services. Establishments primarily engaged in softening water by chemical treatment or other methods.
5. Packaging and labeling services. Establishments primarily engaged in packaging and labeling products, on a contract or fee basis, in packages or other containers normally intended for retail distribution. Companies primarily engaged in packing, crating, and otherwise preparing goods for shipping are classified in Transportation.
6. Trading stamp services. Establishments primarily engaged in selling trading stamps or merchandise coupons to merchants. The redemption stores of trading stamp companies are classified as auxiliary to this industry.

7. Convention and trade show services. Establishments primarily engaged in providing a variety of services to conventions and trade shows on a contract or fee basis, including decoration services, registration services, promotion, and other administrative functions.
8. Private mail centers. Establishments primarily engaged in providing mailbox rental and other postal and mailing (except advertising) services. In addition, establishments may provide typing, photocopying, and FAX services, and may sell office supplies.
9. Miscellaneous business services, n.e.c. Establishments primarily engaged in furnishing business services, not elsewhere classified.

### **Automotive Repair, Services, and Parking (SIC Major Group 75)**

This group includes establishments primarily engaged in furnishing automotive repair, rental, leasing, parking, and other services. Similar facilities owned and operated by concerns for their own use and not available to the general public are treated as auxiliary establishments of those concerns and are not included here. Automotive repair shops operated by establishments engaged in the sale of new automobiles are classified in Retail Trade, as are those operated by gasoline service stations (where sales of merchandise (including fuel) exceed repair receipts). Automobile driving instruction is classified in Industry 8299.

#### **Truck rental and leasing, without drivers (SIC 7513).**

Establishments primarily engaged in short-term rental or extended-term leasing (with or without maintenance) of trucks, truck tractors, or semitrailers without drivers. Establishments primarily engaged in renting or leasing, except finance leasing, of industrial trucks are classified in Industry 7359; those renting or leasing trucks with drivers are classified in Transportation, Industry Group 421; and those renting or leasing heavy construction and earth moving equipment are classified in Industry 7353. Establishments primarily engaged in finance leasing are classified in Finance, Major Group 61.

For large geographic areas, data are presented for the following subdivisions of this classification:

1. Truck rental, without drivers.
2. Truck leasing, except finance leasing.

**Passenger car rental (SIC 7514).** Establishments primarily engaged in short-term rental of passenger cars without drivers. Data for separate automotive rental offices or concessions (e.g., airport locations) in the same metropolitan area, for which a common fleet of cars is maintained, are merged and not considered as separate establishments. Establishments primarily engaged in renting automobiles with drivers are classified in Transportation, Industry 4119.

**Passenger car leasing (SIC 7515).** Establishments primarily engaged in extended-term leasing of passenger cars without drivers. These establishments may or may not provide maintenance of vehicles as part of the lease contract. Establishments primarily engaged in renting automobiles with drivers are classified in Transportation, Industry 4119. Establishments primarily engaged in finance leasing are classified in Finance, Major Group 61.

#### **Utility trailer and recreational vehicle rental (SIC 7519).**

Establishments primarily engaged in daily or extended-term rental of utility trailers and recreational vehicles. Establishments primarily engaged in renting motorcycles, bicycles, golf carts, gocarts, or recreational boats are classified in Industry 7999, and those engaged in renting airplanes are classified in Industry 7359. Establishments primarily engaged in the rental of mobile homes on site are classified in Real Estate, Industry 6515.

#### **Automobile parking (SIC 7521).**

Establishments primarily engaged in the temporary parking of automobiles usually on an hourly, daily, or monthly contract or fee basis. Excluded are municipal parking lots and lots operated by establishments or institutions primarily engaged in other activities (e.g., department stores, hospitals, restaurants). Valet parking is classified in Industry 7299. Establishments primarily engaged in extended or dead storage of automobiles are classified in Transportation, Industry 4226.

For large geographic areas, data are presented for the following subdivisions of this classification:

1. Parking lots.
2. Parking structures.

#### **Top, body, and upholstery repair shops and paint shops (SIC 7532).**

Establishments primarily engaged in the repair of automotive tops, bodies, and interiors, or automotive painting and refinishing. Also included in the industry are establishments primarily engaged in customizing automobiles, trucks, and vans, except on a factory basis. Those engaged in customizing automobiles, trucks, and vans on a factory basis are classified in Manufacturing, Industry Group 371.

For large geographic areas, data are presented for the following subdivisions of this classification:

1. Top and body repair shops.
2. Paint shops.

#### **Automotive exhaust system repair shops (SIC 7533).**

Establishments primarily engaged in the installation, repair, or sale and installation of automotive exhaust systems. The sale of mufflers, tailpipes, and catalytic converters is considered to be incidental to the installation of these products.

#### **Tire retreading and repair shops (SIC 7534).**

Establishments primarily engaged in repairing and retreading automotive tires. Establishments classified here may either retread customers' tires or retread tires for sale or exchange to the user or the trade.

**Automotive glass replacement shops (SIC 7536).** Establishments primarily engaged in the installation, repair, or sale and installation of automotive glass. The sale of the glass is considered incidental to the replacement.

**Automotive transmission repair shops (SIC 7537).** Establishments primarily engaged in the installation, repair, or sale and installation of automotive transmissions. The sale of transmissions and related parts is considered incidental to transmission installation or repair.

**General automotive repair shops (SIC 7538).** Establishments primarily engaged in general automotive repair, such as engine repair shops (except industrial truck engines), general repair and service garages, and diesel engine repair shops. Establishments primarily engaged in specialized repair of individual engine components, not elsewhere classified, are classified in Industry 7539. Establishments primarily engaged in repair of motorcycles are classified in Industry 7699.

For large geographic areas, data are presented for the following subdivisions of this classification:

1. General automotive repair shops, except diesel.
2. Diesel repair shops.

**Automotive repair shops, n.e.c. (SIC 7539).** Establishments primarily engaged in specialized automotive repair, not elsewhere classified, such as fuel service (carburetor repair), brake relining, front-end and wheel alignment, and radiator repair. Establishments primarily engaged in automotive welding are classified in Industry 7692.

For large geographic areas, data are presented for the following subdivisions of this classification:

1. Radiator repair.
2. Brake, front end, and wheel alignment.
3. Carburetor repair shops.
4. Automotive electrical repair shops.
5. Other automotive repair shops, n.e.c. Establishments primarily engaged in specialized automotive repairs, not elsewhere classified, such as frame repair, piston ring service and repair, speedometer repair, and heater and air-conditioning repair.

**Carwashes (SIC 7542).** Establishments primarily engaged in washing, waxing, and polishing motor vehicles or furnishing facilities for the self-service washing of motor vehicles.

**Automotive services, except repair and carwashes (SIC 7549).** Establishments primarily engaged in furnishing automotive services, except repair and carwashes, such as lubricating service, towing service, diagnostic service, undercoating service, and inspection service.

For large geographic areas, data are presented for the following subdivisions of this classification:

1. Lubrication shops.
2. Towing services.
3. Other automotive services, n.e.c.

### **Miscellaneous Repair Services (SIC Major Group 76)**

This group includes establishments primarily engaged in miscellaneous repair services, not elsewhere classified. Repair departments of retail dealers or manufacturers are not included unless operated as separate establishments and reported as such. This group does not include some repair services of which the more important are: repair to structures (classified in Construction); garment and shoe repair (classified in Major Group 72); automotive repair services (classified in Major Group 75); electronic computer and computer peripheral equipment repair services (classified in Industry 7378); ship and boat repair (classified in Manufacturing); and railroad repair (classified in Manufacturing).

**Radio and television repair shops (SIC 7622).** Establishments primarily engaged in repairing radios, televisions, phonographs, stereo equipment, and tape recorders. Also included are establishments engaged in installing and repairing television, amateur, and citizens' band antennas, and those engaged in installing and servicing similar equipment in homes, offices, boats, automobiles, or other vehicles. Establishments primarily engaged in installation, repair, or maintenance of radio and television broadcast transmitting antennas and towers are classified in Construction. Repair departments of radio and television dealers are not included here unless operated and reported as separate establishments.

**Refrigeration and air-conditioning service and repair shops (SIC 7623).** Establishments primarily engaged in servicing and repairing household and commercial electrical refrigerators and air-conditioning and refrigeration equipment. Establishments primarily engaged in servicing and repairing gas refrigeration equipment are classified in Industry 7699, and those repairing automotive air-conditioning equipment are classified in Industry 7539. Establishments primarily engaged in installing refrigeration and air-conditioning systems are classified in Construction.

**Electrical and electronic repair shops, n.e.c. (SIC 7629).** Establishments primarily engaged in servicing and repairing electrical and electronic equipment, not elsewhere classified, such as electrical household appliances (washing machines, vacuum cleaners, irons, toasters, etc.) and electrical and electronic industrial equipment. Electrical contractors and electrical shops engaged primarily in house wiring are included in Construction, Industry 1731. The repair of electric motors is classified in Industry 7694. Repair of electronic computers and computer peripheral equipment is classified in Industry 7378.



**Watch, clock, and jewelry repair (SIC 763).** Establishments primarily engaged in the repair of watches, clocks, or jewelry. Establishments primarily engaged in assembling watches from purchased parts are classified in Manufacturing, Industry 3873.

**Reupholstery and furniture repair (SIC 764).** Establishments primarily engaged in furniture reupholstery and repair. Establishments primarily engaged in selling upholstery materials, making slipcovers and draperies to order, or in upholstering new frames to individual order are classified in Retail Trade, as are establishments making furniture and cabinets on a custom basis.

**Welding repair (SIC 7692).** Establishments primarily engaged in repair work by welding, including automotive welding. Welding in connection with the manufacture of a product is classified in Manufacturing. Welding contractors doing welding work at construction sites are classified in Construction, Industry 1799.

**Armature rewinding shops (SIC 7694).** Establishments primarily engaged in rewinding armatures and rebuilding or repairing electric motors. Establishments classified here may either repair customers' equipment or repair their own equipment for sale or exchange to users or to the trade. Establishments primarily engaged in the repair of electrical appliances are classified in Industry 7629.

**Repair shops and related services, n.e.c. (SIC 7699).** Establishments primarily engaged in specialized repair services, not elsewhere classified, such as farm machinery and equipment repair; lawnmower, saw, knife, and tool sharpening and repair; bicycle repair; lock and gun repair; musical instrument repair; and the repair of typewriters. Repair services which involve primarily electrical or electronic equipment or components are classified in Industry 7629; however, primarily mechanical repair of electrically powered equipment, such as electric sewing machine repair, is included here.

For large geographic areas, data are presented for the following subdivisions of this classification:

1. Farm machinery and equipment repair.
2. Lawnmower and other small gasoline engine repair. Establishments primarily engaged in saw, knife, and tool sharpening are also included here.
3. Sewer and septic tank cleaning services. Establishments primarily engaged in cleaning or repairing sewers and septic tanks. Establishments which install septic tanks are classified in Construction.
4. Other repair and related services, n.e.c. Establishments primarily engaged in specialized repair services, not elsewhere classified, such as aircraft flight instrument repair (except electrical), blacksmith shops, bicycle repair, boiler repair, photographic equipment repair,

dental instrument repair, furnace and chimney cleaning, gunsmith shops, key duplicating shops, motorcycle repair, musical instrument tuning and repair, taxidermists, typewriter repair, umbrella repair, and venetian blind repair.

### **Motion Pictures (SIC Major Group 78)**

This group includes establishments producing and distributing motion pictures, exhibiting motion pictures in commercially operated theaters, and furnishing services to the motion picture industry. The term "motion pictures" includes similar productions for television or other media using film, tape, or other means.

**Motion picture and video tape production (SIC 7812).** Establishments primarily engaged in the production of theatrical and nontheatrical motion pictures and video tapes for exhibition or sale. Establishments engaged in both production and distribution of motion pictures are included here, as well as those engaged in the production of educational, industrial, and religious films. Establishments primarily engaged in motion picture and video tape reproduction are classified in Industry 7819.

For large geographic areas, data are presented for the following subdivisions of this classification:

1. Motion picture production, except for television.
2. Motion picture and tape production for television.

**Services allied to motion picture production (SIC 7819).** Establishments primarily engaged in performing auxiliary services to motion picture production, such as motion picture film processing, editing, and titling. Also included are casting bureaus, wardrobe and studio property rental, rental and repair of cameras and other motion picture equipment, stock footage film libraries, and television tape services (editing, transfers, etc.).

**Motion picture and video tape distribution (SIC 7822).** Establishments primarily engaged in the distribution (rental or sale) of theatrical and nontheatrical motion picture films or in the distribution of video tapes and disks, except to the general public. Establishments engaged in both distribution and production are classified in Industry 7812. Establishments primarily engaged in renting video tapes and disks to the general public are classified in Industry 7841, and those engaged in the sale of video tape and disks to individuals for personal or household use are classified in Retail Trade, Industry 5735.

For large geographic areas, data are presented for the following subdivisions of this classification:

1. Motion picture film exchanges.
2. Film and tape distribution for television.
3. Video tape wholesalers.

**Services allied to motion picture distribution (SIC 7829).** Establishments primarily engaged in performing auxiliary services to motion picture distribution, such as film delivery service, film purchasing and booking agencies, and film libraries.

**Motion picture theaters, except drive-in (SIC 7832).** Commercially operated theaters primarily engaged in the indoor exhibition of motion pictures.

**Drive-in motion picture theaters (SIC 7833).** Commercially operated theaters, commonly known as drive-in theaters, primarily engaged in the outdoor exhibition of motion pictures.

**Video tape rental (SIC 7841).** Establishments primarily engaged in renting recorded video tapes and disks to the general public for personal or household use. Establishments primarily engaged in renting video recorders and players are classified in Industry 7359. Establishments primarily engaged in selling recorded video tapes and disks to the general public are classified in Retail Trade, Industry 5735, and those engaged in the wholesale distribution of recorded video tapes and disks are classified in Industry 7822.

### **Amusement and Recreation Services, Except Motion Pictures (SIC Major Group 79)**

This group includes establishments primarily engaged in providing amusement, recreation, or entertainment services, not elsewhere classified. Gambling businesses, where legal, are also included in this Major Group; however, combined gambling and lodging facilities with 25 guestrooms or more are classified in Industry 7011. Establishments primarily engaged in operating museums, art galleries, arboreta, and botanical and zoological gardens are classified in Major Group 84.

**Dance studios, schools, and halls (SIC 791).** Establishments primarily engaged in operating public dance halls or ballrooms, dance studios, and dance schools. Establishments primarily engaged in renting facilities used as dance halls or ballrooms are classified in Real Estate, Industry 6512.

**Theatrical producers (except motion picture) and miscellaneous theatrical services (SIC 7922).** Establishments primarily engaged in providing live theatrical presentations, such as road companies and summer theaters. This industry also includes services allied with theatrical presentations, such as casting agencies; booking agencies for plays, artists, and concerts; scenery, lighting, and other equipment services; and theatrical ticket agencies. Also included in this industry are producers of live and taped radio programs and commercials and producers of live television programs.

For large geographic areas, data are presented for the following subdivisions of this classification:

1. Producers of live theatrical productions. Stock or repertory companies, whether or not operating their own theaters, are included here. Establishments primarily engaged in producing shows for dinner theaters but not operating the food service are also included here. Dinner theaters operating food service are classified in Retail Trade, Industry 5812.
2. Producers of radio and television shows, except tape producers. Establishments primarily engaged in producing shows for live presentation on radio and television. Producers of motion picture and television tape are classified in Industry 7812 and producers of radio tape in the subgroup Other theatrical services.
3. Artists' and entertainers' managers or agents, concert bureaus, and booking agents.
4. Other theatrical services. Establishments engaged in theatrical services, not elsewhere classified, such as ticket agencies; theatrical, television, and radio employment agencies; theatrical equipment rental and design; and lighting. Radio show tape producers are included here.

**Bands, orchestras, actors, and other entertainers and entertainment groups (SIC 7929).** Establishments primarily engaged in providing entertainment other than live theatrical presentations. These establishments include bands, orchestras, and entertainers.

For large geographic areas, data are presented for the following subdivisions of this classification:

1. Dance groups and artists.
2. Symphony orchestras, opera companies, and chamber music organizations.
3. Other music groups and artists. Dance and stage bands, orchestras (except symphony or chamber), combos, quintets, soloists, and similar musical organizations, groups, and artists.
4. Other entertainers and entertainment groups. Entertainers other than dance bands, symphony orchestras, dance groups, or similar musical and dance organizations.

**Bowling centers (SIC 7933).** Establishments primarily engaged in providing facilities for bowling.

**Professional sports clubs and promoters (SIC 7941).** Operators and promoters of professional and semiprofessional athletic clubs, promoters of athletic events, and managers of individual professional athletes. Receipts from radio or television broadcasts, from sales of players, from concession operators, and from noncustomer sources are not included in the total receipts for the activities

classified here. Establishments primarily engaged in renting stadiums and athletic fields to sports promoters and clubs are classified in Real Estate, Industry Group 651.

For large geographic areas, data are presented for the following subdivisions of this classification:

1. Baseball clubs.
2. Football clubs.
3. Other professional sports clubs.
4. Managers and promoters.

**Racing, including track operation (SIC 7948).** Promoters and participants in racing activities, including racetrack operators, operators of racing stables, jockeys, racehorse trainers, and race car owners and operators. Establishments which own racetracks but do not engage in promotion of racing events, are classified in Real Estate, Industry Group 651. Stables and kennels primarily engaged in breeding or boarding horses and dogs are classified in Agriculture, Industry 0752.

For large geographic areas, data are presented for the following subdivisions of this classification:

1. Auto racetrack operation.
2. Horse racetrack operation.
3. Dog racetrack operation.
4. Racing stables and racing, n.e.c.

**Physical fitness facilities (SIC 7991).** Establishments primarily engaged in operating reducing and other health clubs, spas, and similar facilities featuring exercise and other active physical fitness conditioning, whether or not on a membership basis. Establishments providing aerobic dance and exercise classes are also included here. Sports and recreation clubs are classified in Industry 7997 if operated on a membership basis, and in Industry 7992 or 7999 if open to the general public. Health resorts and spas providing lodging are classified in Major Group 70. Establishments that promote physical fitness through diet control are classified in Industry 7299.

For large geographic areas, data are presented for the following subdivisions of this classification:

1. Physical fitness centers, except gymnasiums and athletic clubs.
2. Gymnasiums and athletic clubs.

**Public golf courses (SIC 7992).** Privately operated establishments primarily engaged in the operation of golf courses open to the general public on a fee basis. Municipally owned and operated golf courses are not included. Membership golf and country clubs are classified in Industry 7997. Miniature golf courses and golf driving ranges are classified in Industry 7999.

**Coin-operated amusement devices (SIC 7993).** Establishments primarily engaged in operating coin-operated amusement devices either in their own or in other places of business. Such amusement devices include juke boxes, pinball machines, mechanical games, video games, slot machines (where legal), and similar types of amusement equipment. The amusement devices may also be operated by bills. Amusement arcades and parlors are also included. Establishments primarily engaged in rental of such devices are classified in Industry 7359.

**Amusement parks (SIC 7996).** Establishments known as amusement parks, theme parks, kiddie parks, etc., which group together a number of attractions, such as mechanical rides, amusement devices, refreshment stands, and picnic grounds. Individual ride operators or concessionaires operating within the park are classified in Industry 7999, as are carnivals operating without a fixed exhibition site. Owners of the park grounds (who do not operate the amusement parks) are classified in Real Estate, Industry Group 651.

**Membership sports and recreation clubs (SIC 7997).** Sports and recreation clubs which maintain facilities for use only by members and their guests, such as country, golf, tennis, yacht, and swimming clubs. Such establishments are classified here regardless of the proportion of receipts derived from food or liquor sales. Membership organizations engaged in civic, social, or fraternal activities are classified in Industry 864. Physical fitness facilities are classified in Industry 7991.

**Amusement and recreation services, n.e.c. (SIC 7999).** Establishments primarily engaged in the operation of sports, amusement, and recreation services, not elsewhere classified, such as bathing beaches, swimming pools, and riding academies and schools. Membership sports and recreation clubs not open to the general public are classified in Industry 7997.

For large geographic areas, data are presented for the following subdivisions of this classification:

1. Concession operators of amusement devices and rides. Concession operators of mechanical rides or of amusement devices in amusement parks, carnivals, circuses, or fairs; or operators of independently operated rides or devices of this type.
2. Carnivals and circuses. Establishments operating a group of amusement, service, and/or retail units, generally known as carnivals, which do not have any fixed exhibition site; or companies engaged in the operation of circuses having acrobatic and animal shows and individual circus acts. Side shows are included here. Individual performers in circuses are classified in Other entertainers and entertainment groups, a subgroup of Industry 7929.
3. Fairs. Establishments primarily engaged in arranging and operating the exhibitions and related activities

usually associated with county, State, or similar fairs. Carnivals and side shows which are part of the fairs but which are independently owned and operated are included in the subgroup Carnivals and circuses. Other independently owned and operated amusement device and ride concessions are included in the subgroup Concession operators of amusement devices and rides.

4. Roller skating rinks.
5. Ice skating rinks.
6. Other amusement and recreation services, n.e.c. Establishments primarily engaged in the commercial operation of sports, amusement, and recreation services, not elsewhere classified. Included are establishments engaged in instruction of sports or recreational activities, such as baseball, bridge, golf, judo, karate, skiing, swimming, and tennis. Also included are establishments renting articles for amusement and recreation, such as beach chairs and accessories, bicycles, golf carts, small boats and canoes, and saddle horses.

Other establishments in this classification include commercially operated bathing beaches, gambling establishments (where legal), golf driving ranges, miniature golf courses, riding academies and stables, shooting galleries, slot-car tracks, ski lifts, day camps, and establishments engaged in the commercial operation of swimming pools open to the general public for a fee. Municipally operated golf courses and swimming pools are excluded from this census. Privately owned tourist attractions, such as natural wonders or manmade exhibits, are included here. Museums, art galleries, and botanical and zoological gardens are included in Major Group 84.

### Health Services (SIC Major Group 80)

This group includes establishments primarily engaged in furnishing medical, surgical, and other health services to persons. Associations or groups, such as Health Maintenance Organizations (HMO's), primarily engaged in providing medical or other health services to members are included but those which only provide insurance covering hospitalization or medical costs are classified in Insurance, Major Group 63. Hospices providing medical services are also included in this Major Group and are classified according to the primary service provided. Health care facilities were primarily coded based on self-designation. Where multiple levels of care were indicated but were not apparently separate operations, the facility was generally classified based on the highest level of care provided. Veterinarians are classified in Agriculture, Industry Group 074.

**Offices and clinics of doctors of medicine (SIC 801).** Establishments of licensed practitioners having the degree of M.D. and engaged in the practice of general or specialized medicine and surgery. General medical clinics (staffed by licensed practitioners having M.D. degree) are also classified here.

Associations of physicians formed solely for sharing expenses (including payroll) are also included here. Receipts are not applicable for these associations since their operations are funded by reimbursements from member firms, and these funds are not considered operating receipts for medical services provided. However, their payroll and employment data are included in statistics presented for this category.

For large geographic areas, data are presented for the following subdivisions of this classification:

1. Offices of doctors of medicine. Includes offices as well as group clinics owned and operated by physicians for the purpose of carrying on their profession.
2. General medical clinics. Includes clinics not owned and operated by physicians associated for the purpose of carrying on their profession.

**Offices and clinics of dentists (SIC 802).** Establishments of licensed practitioners having the degree of D.D.S. (or D.D. Sc.) or D.M.D. and engaged in the practice of general or specialized dentistry, including dental surgery. Dental clinics are also classified here.

For large geographic areas, data are presented for the following subdivisions of this classification:

1. Offices of dentists. Includes offices as well as group clinics owned and operated by dentists associated for the purpose of carrying on their profession.
2. Dental clinics. Includes clinics not owned and operated by dentists associated for the purpose of carrying on their profession.

**Offices and clinics of doctors of osteopathy (SIC 803).** Establishments of licensed practitioners having the degree of D.O. and engaged in the practice of general or specialized osteopathic medicine and surgery.

For large geographic areas, data are presented for the following subdivisions of this classification:

1. Offices of osteopathic physicians.
2. Osteopathic clinics.

**Offices and clinics of chiropractors (SIC 8041).** Establishments of licensed practitioners having the degree of D.C. and engaged in the practice of chiropractic medicine.

**Offices and clinics of optometrists (SIC 8042).** Establishments of licensed practitioners having the degree of O.D. and engaged in the practice of optometry. Establishments where receipts are primarily from the sale of optical goods prescribed as a result of eye examinations performed at another establishment are classified in Retail Trade, Industry 5999.

**Offices and clinics of podiatrists (SIC 8043).** Establishments of licensed practitioners having the degree of D.P. and engaged in the practice of podiatry.

**Offices and clinics of health practitioners, n.e.c. (SIC 8049).** Establishments of health practitioners engaged in practice in health fields, not elsewhere classified, such as acupuncturists, midwives, nutritionists, physical and occupational therapists, and psychologists.

**Skilled nursing care facilities (SIC 8051).** Establishments primarily engaged in providing inpatient nursing and rehabilitative services to patients who require continuous health care but not hospital services. Care must be ordered by and under the direction of a physician. The staff must include a licensed nurse on duty continuously with a minimum of one full-time registered nurse on duty during each day shift. Included are establishments certified to deliver skilled nursing care under the Medicare and Medicaid programs.

**Intermediate care facilities (SIC 8052).** Establishments primarily engaged in providing inpatient nursing and rehabilitative services but not on a continuous basis. Staffing must include 24-hour per day personnel with a licensed nurse on duty full-time during each day shift. At least once a week, consultation with a registered nurse on the delivery of care is required. Included are facilities certified to deliver intermediate care under the Medicaid program.

**Nursing and personal care facilities, n.e.c. (SIC 8059).** Establishments primarily engaged in providing some nursing and/or health-related care to patients who do not require the degree of care and treatment that a skilled or intermediate care facility is designed to provide. Included are rest homes, convalescent homes, and other institutions where health care is a major element. Residential facilities, such as homes for the retarded and the elderly which provide personal care but where health care is incidental, are classified in Industry 8361.

**General medical and surgical hospitals (SIC 8062).** Establishments primarily engaged in providing general medical and surgical services and other hospital services. Specialty hospitals are classified in Industries 8063 and 8069.

**Psychiatric hospitals (SIC 8063).** Establishments primarily engaged in providing diagnostic medical services and inpatient treatment for the mentally ill. Establishments known as hospitals and primarily engaged in providing health care for the mentally retarded are classified in Industry 8051.

**Specialty hospitals, except psychiatric (SIC 8069).** Establishments primarily engaged in providing diagnostic services, treatment, and other hospital services for specialized categories of patients, except for the mentally ill.

**Medical laboratories (SIC 8071).** Establishments primarily engaged in providing professional analytic or diagnostic services to the medical profession or to the patient as

prescribed by a physician. Laboratories engaged in the manufacture of medical or pharmaceutical products are classified in Manufacturing. Laboratories engaged in commercial medical research are classified in Industry 8731, and those engaged in noncommercial medical research are classified in Industry 8733.

**Dental laboratories (SIC 8072).** Establishments primarily engaged in making dentures, artificial teeth, and orthodontic appliances to order for the dental profession. The manufacture of teeth other than to order is classified in Manufacturing. Establishments providing dental X-ray laboratory services are classified in Industry 8071.

**Home health care services (SIC 8082).** Establishments primarily engaged in providing skilled nursing or medical care in the home under supervision of a medical doctor. Establishments of registered or practical nurses engaged in the independent practice of their profession are classified in Industry 8049, and nurses' registries are classified in Industry 7361. Establishments primarily engaged in selling health care products for personal or household consumption are classified in Retail Trade, and those engaged in renting or leasing products for health care are classified in Industry 7352.

**Kidney dialysis centers (SIC 8092).** Establishments primarily engaged in providing kidney or renal dialysis services.

**Specialty outpatient facilities, n.e.c. (SIC 8093).** Establishments primarily engaged in outpatient care of a specialized nature, such as alcohol and drug treatment, birth control/family planning, etc., with permanent facilities and with medical staff to provide diagnosis, treatment, or both for patients who are ambulatory but do not require inpatient care.

**Health and allied services, n.e.c. (SIC 8099).** Establishments primarily engaged in providing health and allied services, n.e.c., such as blood banks, blood donor stations, childbirth preparation classes, medical photography and art, and oxygen tent services. Establishments of registered or practical nurses in independent practice are classified in Industry 8049. Ambulance services are classified in Transportation, Industry 4119.

## **Legal Services (SIC Major Group 81)**

This group includes establishments which are headed by members of the bar and are engaged in offering legal advice or legal services. Nonprofit legal services (including legal aid societies) are classified here. Associations of lawyers formed solely for the sharing of expenses (including payroll) and not for the purpose of jointly practicing their profession are also included. Receipts are not applicable for these associations since their operations are funded by reimbursements from member firms, and these

funds are not considered operating receipts for legal services provided. However, their payroll and employment data are included in statistics presented for this category.

### **Selected Educational Services (SIC's 823, 824, 829)**

This group includes libraries as well as establishments furnishing formal courses through correspondence, commercial, and trade schools. Elementary and secondary schools (Industry 8211); colleges, universities, and professional schools (Industry 8221); and junior colleges and technical institutes (Industry 8222) are out of scope of the census.

**Libraries (SIC 823).** Establishments primarily engaged in providing library services, including the circulation of books and other materials for reading, study, and reference.

**Data processing schools (SIC 8243).** Establishments primarily engaged in offering training in data processing (including data keying), computer programming, and in computer and peripheral equipment operation, maintenance, and repair.

**Business and secretarial schools (SIC 8244).** Establishments primarily engaged in offering courses in business machine operation, office procedures, and secretarial and stenographic skills.

**Vocational schools, n.e.c. (SIC 8249).** Establishments primarily engaged in offering specialized vocational courses, not elsewhere classified but not academic training. This industry includes apprentice training, aviation schools, commercial art schools, and practical nursing schools. Schools for the instruction of beauticians are classified in Industry 7231, and barber schools are classified in Industry 7241. Establishments primarily engaged in offering educational courses by mail are included here.

**Schools and educational services, n.e.c. (SIC 829).** Establishments primarily engaged in offering specialized educational courses and services, not elsewhere classified, such as music schools, drama schools, language schools, student exchange programs, and civil service and other short-term examination preparatory schools. Vocational counseling (excluding rehabilitation) is also included here. Educational testing is included in Industry 8748. Establishments primarily engaged in operating dance schools are classified in Industry 7911; those providing rehabilitation counseling are classified in Industry 8331; and those providing sports instruction in Industry 7999.

### **Social Services (SIC Major Group 83)**

This group includes establishments providing social services and rehabilitation services to those persons with social or personal problems requiring special services and to the physically challenged and the disadvantaged. Also

included are organizations soliciting funds to be used directly for these and related services, as well as community development and planning agencies. Government offices involved with the delivery of such services are out of scope of the census.

**Individual and family social services (SIC 832).** Establishments primarily engaged in providing one or more of a variety of individual and family social, counseling, welfare, or referral services, including refugee, disaster, and temporary relief services.

**Job training and vocational rehabilitation services (SIC 833).** Establishments primarily engaged in providing training, work experience, and vocational rehabilitation services for the unemployed, the underemployed, the physically challenged, and to persons who have a job market disadvantage because of lack of education or experience, skill obsolescence, or personal characteristics or problems. Included are upgrading and job development services, skill training, world-of-work orientation, and vocational rehabilitation counseling. Union apprentice training schools are classified in Industry 8249.

**Child day care services (SIC 835).** Establishments primarily engaged in care of infants or children, or in providing prekindergarten education, where medical care or delinquency correction is not a major element. These establishments may or may not have substantial educational programs and may care for older children when they are not in school. Establishments providing babysitting services are classified in Industry 7299. Head start centers operating in conjunction with elementary schools are classified in Industry 8211.

**Residential care (SIC 836).** Establishments primarily engaged in the provision of residential social and personal care for children, the elderly, and special categories of persons with some limits on ability for self-care but where medical care is not a major element. Included here are group foster homes; halfway group homes; homes for the retarded, the elderly, the deaf, and the blind; juvenile correctional homes; rehabilitation (residential) centers; and children's boarding homes. Boarding schools providing elementary and secondary education are classified in Industry 8211.

**Social services, n.e.c. (SIC 839).** Establishments primarily engaged in providing social services, not elsewhere classified, including community improvement, social change, and neighborhood development. Also included are organizations primarily engaged in soliciting contributions on their own account and administering appropriations and allocating funds among other agencies engaged in social welfare services; establishments primarily engaged in the prevention of criminal or antisocial behavior; and regional social service planning agencies. Establishments which raise funds on a contract basis are classified in Industry 7389. Civic, social, fraternal, and political organizations are included

in Major Group 86. Industrial development consulting and planning is classified in Industry 8748. Philanthropic trusts and foundations which are not actually engaged in providing social welfare services are classified in Finance, Industry 6732.

### **Museums, Art Galleries, and Botanical and Zoological Gardens (SIC Major Group 84)**

This major group includes commercial and noncommercial museums, art galleries, arboreta, and botanical and zoological gardens.

**Museums and art galleries (SIC 8412).** Establishments primarily engaged in the commercial or noncommercial operation of museums and art galleries. Historical, cultural, and educational societies whose functions are primarily providing attractions for the public are included here. Art galleries or art dealers primarily selling to the general public are classified in Retail Trade, Industry 5999.

**Arboreta and botanical or zoological gardens (SIC 8422).** Establishments primarily engaged in the commercial or noncommercial operation of arboreta and botanical and zoological gardens.

### **Selected Membership Organizations (SIC's 861, 862, 864, 869)**

This group includes organizations operating on a membership basis for the promotion of the interests of their members. Also included are organizations which are not operated on a membership basis but which promote the interests of a constituency or group of supporters. This group does not include business establishments operated by membership organizations, such as hotels open to the general public, golf and country clubs, fraternity and sorority houses, and credit unions. Such establishments are classified according to their primary activity.

Establishments of religious organizations operated for worship or for promotion of religious activities, such as churches, convents, and religious schools and missions, are classified in Industry 8661 and are out of scope of the census. Also excluded are Labor unions and similar labor organizations (Industry 8631) and Political organizations (Industry 8651).

**Business associations (SIC 861).** Membership organizations engaged in promoting business interests of their members, such as better business bureaus, boards of trade, chambers of commerce, industrial standards committees, merchants' associations, real estate boards, and trade associations. Membership organizations formed to carry out a specific business function, such as common marketing of crops or joint advertising, are classified according to the function performed.

**Professional membership organizations (SIC 862).** Membership organizations of professional persons formed for the advancement of the interests of their profession, such as bar associations, engineering associations, and scientific membership organizations.

### **Civic, social, and fraternal associations (SIC 864).**

Membership organizations engaged in civic, social, or fraternal activities, such as alumni associations, citizens' associations, fraternities, scout organizations, singing societies, university clubs, veterans' organizations, youth associations, and consumer education and public advocacy groups (except organizations primarily engaged in research). Bars and restaurants owned and operated by organizations for use by members and guests only are also classified here. Hotels and lodging houses operated by organizations for use by members and their guests only, including fraternity and sorority houses, are classified in Industry 7041. Membership sports and recreation clubs are classified in Industry 7997. Homeowner, tenant, and condominium associations primarily engaged in managing real estate are classified in Real Estate, Industry 6531.

**Membership organizations, n.e.c. (SIC 869).** Membership organizations, not elsewhere classified, such as athletic regulatory associations, automobile owners' associations, farm bureaus, historical clubs, and humane societies.

### **Engineering, Accounting, Research, Management, and Related Services (SIC Major Group 87)**

This group includes establishments primarily engaged in providing engineering, architectural, and surveying services; accounting, auditing, and bookkeeping services; research, development, and testing services; and management and public relations services.

**Engineering services (SIC 8711).** Establishments primarily engaged in providing professional engineering services. Establishments primarily providing and supervising their own engineering staff on temporary contract to other firms are included here. Establishments providing engineering but not supervisory, personnel are classified in Industry 7363. Photogrammetric engineering services are classified in Industry 8713.

**Architectural services (SIC 8712).** Establishments primarily engaged in providing professional architectural services. Landscape architectural services are classified in Agriculture, Industry 0781. Establishments primarily engaged in providing graphic arts and related design services are classified in Industry 7336, and those providing drafting services are classified in Industry 7389.

**Surveying services (SIC 8713).** Establishments primarily engaged in providing professional land, water, and aerial surveying services.

**Accounting, auditing, and bookkeeping services (SIC 8721).** Establishments primarily engaged in furnishing accounting, bookkeeping, and related auditing services. These establishments may use data processing and tabulating techniques as part of providing their services. However,

establishments primarily engaged in providing data processing and tabulating services are classified in Industry 7374. Establishments providing income tax return preparation services, without also furnishing accounting, auditing, or bookkeeping services, are classified in Industry 7291.

**Commercial physical and biological research (SIC 8731).**

Establishments primarily engaged in physical and biological research and development on a contract or fee basis. Noncommercial research establishments (funded by endowments, grants, or contributions) are classified in Industry 8733. Separate establishments of aircraft, guided missile, or spacecraft manufacturers primarily engaged in research and development on these products are classified in Manufacturing, Major Group 37.

For large geographic areas, data are presented for the following subdivisions of this classification:

1. Commercial physical research.
2. Commercial medical and biological research.

**Commercial economic, sociological, and educational research (SIC 8732).**

Establishments primarily engaged in performing business, marketing, opinion, and other economic, sociological, and educational research on a contract or fee basis. Noncommercial research establishments (funded by endowments, grants, or contributions) are classified in Industry 8733.

**Noncommercial research organizations (SIC 8733).** Establishments primarily engaged in performing research into and dissemination of information for public health, education, or general welfare. These establishments primarily operate on funds from endowments, contributions, and grants. Establishments which fund such research, although the actual research may be contracted out to other establishments, are also classified here.

**Testing laboratories (SIC 8734).** Establishments primarily engaged in providing testing services. Establishments performing clinical laboratory testing for the medical profession are classified in Industry 8071.

**Management services (SIC 8741).** Establishments primarily engaged in furnishing general or specialized management services on a day to day basis and on a contract or fee basis. Establishments classified here do not provide operating staff. Management and operation of a business, where operating staff as well as management is provided, is classified according to the activity of the establishment managed. Construction management services are classified here.

**Management consulting services (SIC 8742).** Establishments primarily engaged in furnishing operating counsel and assistance to managements of private, nonprofit, and public organizations. These establishments generally perform a variety of activities, such as strategic and organizational planning; financial planning and budgeting; marketing objectives and policies planning; information systems

planning, evaluation, and selection; human resources policies and practices planning; and production scheduling and control planning.

**Public relations services (SIC 8743).** Establishments primarily engaged in the preparation of materials, written or spoken, which are designed to promote the interests of their clients by attempting to influence the general public or other groups.

**Facilities support management services (SIC 8744).**

Establishments primarily engaged in furnishing personnel to perform a range of services in support of the operations of other establishments, or those engaged in providing a number of different continuing services, on a contract or fee basis, within other establishments. Establishments which provide management and staff to operate a business are classified according to the type of activity of the business. Establishments primarily providing one specialized service are classified in the specialized industry. Establishments primarily supplying temporary or continuing help (except agricultural) are classified in Industry 7363. Establishments which provide management services only (except agricultural) are classified in Industry 8741. Computer facilities management is classified in Industry 7376.

**Business consulting services, n.e.c. (SIC 8748).** Establishments primarily engaged in furnishing business consulting services, not elsewhere classified, on a contract or fee basis. Included are agricultural, economic, educational, and systems engineering consultants as well as city planners and testing services (educational or personnel).

**Services, Not Elsewhere Classified (SIC Major Group 89)**

Establishments primarily providing services, not elsewhere classified, such as artists (excluding commercial and medical artists), authors, scientific consultants (working on their own account), inventors, lecturers, music arrangers, newspaper columnists, radio commentators, song writers, weather forecasters, and writers.

There is evidence that among small employer establishments (for which kind-of-business information is obtained from administrative records), many service establishments are classified incorrectly in this industry because there is insufficient information to determine the correct kind-of-business classification. Therefore, the published data probably overstate the number of establishments and level of activity for this category.

For large geographic areas, data are presented for the following subdivisions of this classification:

1. Scientific and related consulting services, except environmental.
2. Environmental consulting.
3. Authors, composers, and other arts-related services.
4. Other services, n.e.c.



## Appendix B. **Sample Report Form and Instructions**

---

The sample report form and instructions are shown on the following pages.



# Appendix C.

## Kind-of-Business Titles and Reporting-Form Numbers

[Listed below are service industries kind-of-business titles and their corresponding reporting-form numbers. Requests for copies of any of these forms, including the inquiries used to classify establishments by kind of business, should be directed to the Services Division, Bureau of the Census, Washington, DC 20233]

SIC code	Title	Reporting form CB-	SIC code	Title	Reporting form CB-
<b>70</b>	<b>HOTELS, ROOMING HOUSES, CAMPS, AND OTHER LODGING PLACES</b>		<b>73</b>	<b>BUSINESS SERVICES—Con.</b>	
7011 pt.	Hotels, 25 guestrooms or more .....	7001	7377	Computer rental and leasing .....	7307
7011 pt.	Hotels, less than 25 guestrooms .....	7001	7378	Computer maintenance and repair .....	7307
7011 pt.	Motels, tourist courts .....	7001	7379 pt.	Computer consultants .....	7307
7011 pt.	Motor hotels .....	7001	7379 pt.	Miscellaneous computer services, n.e.c. ....	7307
702	Rooming and boarding houses .....	7002	7381 pt.	Detective agencies and guard services .....	7308
7032	Sporting and recreational camps .....	7002	7381 pt.	Armored car services .....	7308
7033	Recreational vehicle parks and campsites .....	7002	7382	Security systems services .....	7308
704	Organization hotels and lodging houses, on membership basis. ....	7002	7383	News syndicates .....	7308
			7384 pt.	Photofinishing laboratories, except "one-hour" (mini) labs .....	7303
			7384 pt.	"One-hour" (mini) photofinishing .....	7303
<b>72</b>	<b>PERSONAL SERVICES</b>		7389 pt.	Sign painting shops .....	7308
7211	Power laundries, family and commercial .....	7201	7389 pt.	Interior designing .....	7308
7212	Garment pressing, and agents for laundries and drycleaners .....	7201	7389 pt.	Telephone answering services .....	7308
7213	Linen supply .....	7201	7389 pt.	Water softening and conditioning services .....	7308
7215 pt.	Coin-operated laundries and drycleaning stores .....	7201	7389 pt.	Packaging and labeling services .....	7308
7215 pt.	Coin-operated laundry routes .....	7201	7389 pt.	Trading stamp services .....	7308
7216	Drycleaning plants, except rug cleaning .....	7201	7389 pt.	Convention and trade show services .....	7308
7217	Carpet and upholstery cleaning .....	7201	7389 pt.	Private mail centers .....	7308
7218	Industrial launderers .....	7201	7389 pt.	Miscellaneous business services, n.e.c. ....	7308
7219	Laundry and garment services, n.e.c. ....	7201			
722	Photographic studios, portrait .....	7303	<b>75</b>	<b>AUTOMOTIVE REPAIR, SERVICES, AND PARKING</b>	
723	Beauty shops .....	7202	7513 pt.	Truck rental, without drivers .....	7501
724	Barber shops .....	7202	7513 pt.	Truck leasing, except finance leasing .....	7501
725	Shoe repair shops and shoeshine parlors .....	7202	7514	Passenger car rental .....	7501
726	Funeral service and crematories .....	7202	7515	Passenger car leasing .....	7501
7291	Tax return preparation services .....	7202	7519	Utility trailer and recreational vehicle rental .....	7501
7299 pt.	Massage parlors, tanning salons, and saunas .....	7202	7521 pt.	Parking lots .....	7502
7299 pt.	Diet and weight reducing services .....	7202	7521 pt.	Parking structures .....	7502
7299 pt.	Formal wear rental .....	7202	7532 pt.	Top and body repair shops .....	7503
7299 pt.	Other personal services, n.e.c. ....	7202	7532 pt.	Paint shops .....	7503
<b>73</b>	<b>BUSINESS SERVICES</b>		7533	Automotive exhaust system repair shops .....	7503
7311	Advertising agencies .....	7301	7534	Tire retreading and repair shops .....	7503
7312	Outdoor advertising services .....	7301	7536	Automotive glass replacement shops .....	7503
7313 pt.	Radio and television advertising representatives .....	7301	7537	Automotive transmission repair shops .....	7503
7313 pt.	Publishers' advertising representatives .....	7301	7538 pt.	General automotive repair shops, except diesel .....	7503
7319	Advertising, n.e.c. ....	7301	7538 pt.	Diesel repair shops .....	7503
7322	Adjustment and collection services .....	7302	7539 pt.	Radiator repair .....	7503
7323	Credit reporting services .....	7302	7539 pt.	Brake, front end, and wheel alignment .....	7503
7331 pt.	Mailing list compilers, brokers, and managers .....	7303	7539 pt.	Carburetor repair shops .....	7503
7331 pt.	Direct mail advertising services, except mailing list services .....	7303	7539 pt.	Automotive electrical repair shops .....	7503
7334 pt.	Blueprinting and photocopying services .....	7303	7539 pt.	Other automotive repair shops, n.e.c. ....	7503
7334 pt.	Duplicating services, except printing and photocopying .....	7303	7542	Carwashes .....	7503
7335	Commercial photography .....	7303	7549 pt.	Lubrication shops .....	7503
7336 pt.	Commercial art .....	7303	7549 pt.	Towing services .....	7503
7336 pt.	Graphic arts and related design .....	7303	7549 pt.	Other automotive services, n.e.c. ....	7503
7338	Secretarial and court reporting services .....	7303	<b>76</b>	<b>MISCELLANEOUS REPAIR SERVICES</b>	
7342	Disinfecting and pest control services .....	7304	7622	Radio and television repair shops .....	7600
7349	Building cleaning and maintenance services, n.e.c. ....	7304	7623	Refrigeration and air-conditioning service and repair shops .....	7600
7352	Medical equipment rental and leasing .....	7305	7629	Electrical and electronic repair shops, n.e.c. ....	7600
7353 pt.	Rental and leasing of heavy construction equipment without operators .....	7305	763	Watch, clock, and jewelry repair .....	7600
7353 pt.	Rental and leasing of heavy construction equipment with operators .....	7305	764	Reupholstery and furniture repair .....	7600
7359 pt.	Equipment rental, except rent-to-own .....	7305	7692	Welding repair .....	7600
7359 pt.	Equipment leasing, except finance leasing .....	7305	7694	Armature rewinding shops .....	7600
7359 pt.	Rent-to-own .....	7305	7699 pt.	Farm machinery and equipment repair .....	7600
7361	Employment agencies .....	7306	7699 pt.	Lawnmower and other small gasoline engine repair .....	7600
7363 pt.	Temporary help supply .....	7306	7699 pt.	Sewer and septic tank cleaning services .....	7600
7363 pt.	Employee leasing .....	7306	7699 pt.	Other repair and related services, n.e.c. ....	7600
7363 pt.	Other help supply services .....	7306	<b>78</b>	<b>MOTION PICTURES</b>	
7371	Computer programming services .....	7307	7812 pt.	Motion picture production, except for television .....	7801
7372	Prepackaged software .....	7307	7812 pt.	Motion picture and tape production for television .....	7801
7373	Computer integrated systems .....	7307	7819	Services allied to motion picture production .....	7801
7374	Computer processing and data preparation and processing services .....	7307	7822 pt.	Motion picture film exchanges .....	7801
7375	Information retrieval services .....	7307	7822 pt.	Film and tape distribution for television .....	7801
7376	Computer facilities management services .....	7307	7822 pt.	Video tape wholesalers .....	7801
			7829	Services allied to motion picture distribution .....	7801
			7832	Motion picture theaters, except drive-in .....	7802
			7833	Drive-in motion picture theaters .....	7802
			7841	Video tape rental .....	7803

SIC code	Title	Reporting form CB-	SIC code	Title	Reporting form CB-
<b>79</b>	<b>AMUSEMENT AND RECREATION SERVICES, EXCEPT MOTION PICTURES AND MUSEUMS</b>		<b>81</b>	<b>LEGAL SERVICES</b>	
791	Dance studios, schools, and halls .....	7903	81 pt.	Offices of lawyers .....	8100
7922 pt.	Producers of live theatrical productions .....	7901	81 pt.	Legal aid societies and similar legal services .....	8100
7922 pt.	Producers of radio and television shows, except tape producers .....	7901	<b>823, 4, 9</b>	<b>SELECTED EDUCATIONAL SERVICES</b>	
7922 pt.	Artists' and entertainers' managers or agents, concert bureaus, and booking agents .....	7901		Libraries .....	8200
7922 pt.	Other theatrical services .....	7901	823	Data processing schools .....	8200
7929 pt.	Dance groups and artists .....	7901	8243	Business and secretarial schools .....	8200
7929 pt.	Symphony orchestras, opera companies, and chamber music organizations .....	7901	8244	Vocational schools, n.e.c. ....	8200
7929 pt.	Other music groups and artists .....	7901	8249	Schools and educational services, n.e.c. ....	8200
7929 pt.	Other entertainers and entertainment groups .....	7901	829		
7933	Bowling centers .....	7902	<b>83</b>	<b>SOCIAL SERVICES</b>	
7941 pt.	Baseball clubs .....	7902		Individual and family social services .....	8300
7941 pt.	Football clubs .....	7902	832	Job training and vocational rehabilitation services .....	8300
7941 pt.	Other professional sports clubs .....	7902	833	Child day care services .....	8300
7941 pt.	Managers and promoters .....	7902	835	Residential care .....	8300
7948 pt.	Auto racetrack operation .....	7902	836	Social services, n.e.c. ....	8300
7948 pt.	Horse racetrack operation .....	7902	839		
7948 pt.	Dog racetrack operation .....	7902	<b>84</b>	<b>MUSEUMS, ART GALLERIES, AND BOTANICAL AND ZOOLOGICAL GARDENS</b>	
7948 pt.	Racing stables and racing, n.e.c. ....	7902		Museums and art galleries .....	8400
7991 pt.	Physical fitness centers, except gymnasiums and athletic clubs .....	7903	8412	Arboreta and botanical or zoological gardens .....	8400
7991 pt.	Gymnasiums and athletic clubs .....	7903	8422		
7992	Public golf courses .....	7903	<b>86</b>	<b>SELECTED MEMBERSHIP ORGANIZATIONS</b>	
7993	Coin-operated amusement devices .....	7903		Business associations .....	8600
7996	Amusement parks .....	7902	861	Professional membership organizations .....	8600
7997	Membership sports and recreation clubs .....	7903	862	Civic, social, and fraternal associations .....	8600
7999 pt.	Concession operators of amusement devices and rides .....	7903	864	Membership organizations, n.e.c. ....	8600
7999 pt.	Carnivals and circuses .....	7903	869		
7999 pt.	Fairs .....	7903	<b>87</b>	<b>ENGINEERING, ACCOUNTING, RESEARCH, MANAGEMENT, AND RELATED SERVICES</b>	
7999 pt.	Roller skating rinks .....	7903		Engineering services .....	8701
7999 pt.	Ice skating rinks .....	7903	8711	Architectural services .....	8701
7999 pt.	Other amusement and recreation services, n.e.c. ....	7903	8712	Surveying services .....	8701
			8713	Accounting, auditing, and bookkeeping services .....	8702
<b>80</b>	<b>HEALTH SERVICES</b>		8721	Commercial physical research .....	8703
			8731 pt.		
801 pt.	Offices of doctors of medicine .....	8001		Commercial medical and biological research .....	8703
801 pt.	General medical clinics .....	8001	8732	Commercial economic, sociological, and educational research .....	8703
802 pt.	Offices of dentists .....	8002	8733	Noncommercial research organizations .....	8703
802 pt.	Dental clinics .....	8002	8734	Testing laboratories .....	8703
803 pt.	Offices of osteopathic physicians .....	8001	8741	Management services .....	8704
803 pt.	Osteopathic clinics .....	8001		Management consulting services .....	8704
8041	Offices and clinics of chiropractors .....	8001	8742	Public relations services .....	8704
8042	Offices and clinics of optometrists .....	8001	8743	Facilities support management services .....	8704
8043	Offices and clinics of podiatrists .....	8001	8744	Business consulting services, n.e.c. ....	8704
8049	Offices and clinics of health practitioners, n.e.c. ....	8001	8748		
8051	Skilled nursing care facilities .....	8003	<b>89</b>	<b>SERVICES, N.E.C.</b>	
8052	Intermediate care facilities .....	8003		Scientific and related consulting services, except environmental .....	8900
8059	Nursing and personal care facilities, n.e.c. ....	8003	8999 pt.	Environmental consulting .....	8900
8062	General medical and surgical hospitals .....	8004	8999 pt.	Authors, composers, and other arts-related services .....	8900
8063	Psychiatric hospitals .....	8004	8999 pt.	Other services, n.e.c. ....	8900
8069	Specialty hospitals, except psychiatric .....	8004			
8071	Medical laboratories .....	8005			
8072	Dental laboratories .....	8005			
8082	Home health care services .....	8006			
8092	Kidney dialysis centers .....	8006			
8093	Specialty outpatient facilities, n.e.c. ....	8006			
8099	Health and allied services, n.e.c. ....	8006			

## Appendix D. Metropolitan Areas

(Titles and definitions shown for MSA's, CMSA's, and PMSA's are those established by the Office of Management and Budget, as of June 30, 1993)

### NEW HAMPSHIRE

**Boston, MA-NH PMSA—see Boston-Worcester-Lawrence, MA-NH-ME-CT CMSA**

#### **Boston-Worcester-Lawrence, MA-NH-ME-CT CMSA**

Boston, MA-NH PMSA

Bristol County, MA (part)

Berkley town, MA

Dighton town, MA

Mansfield town, MA

Norton town, MA

Taunton city, MA

Essex County, MA (part)

Amesbury town, MA

Beverly city, MA

Danvers town, MA

Essex town, MA

Gloucester city, MA

Hamilton town, MA

Ipswich town, MA

Lynn city, MA

Lynnfield town, MA

Manchester town, MA

Marblehead town, MA

Middleton town, MA

Nahant town, MA

Newbury town, MA

Newburyport city, MA

Peabody city, MA

Rockport town, MA

Rowley town, MA

Salem city, MA

Salisbury town, MA

Saugus town, MA

Swampscott town, MA

Topsfield town, MA

Wenham town, MA

Middlesex County, MA (part)

Acton town, MA

Arlington town, MA

Ashland town, MA

Ayer town, MA

Bedford town, MA

#### **Boston-Worcester-Lawrence, MA-NH-ME-CT CMSA—Con.**

Boston, MA-NH PMSA—Con.

Middlesex County, MA (part)—Con.

Belmont town, MA

Boxborough town, MA

Burlington town, MA

Cambridge city, MA

Carlisle town, MA

Concord town, MA

Everett city, MA

Framingham town, MA

Holliston town, MA

Hopkinton town, MA

Hudson town, MA

Lexington town, MA

Lincoln town, MA

Littleton town, MA

Malden city, MA

Marlborough city, MA

Maynard town, MA

Medford city, MA

Melrose city, MA

Natick town, MA

Newton city, MA

North Reading town, MA

Reading town, MA

Sherborn town, MA

Shirley town, MA

Somerville city, MA

Stoneham town, MA

Stow town, MA

Sudbury town, MA

Townsend town, MA

Wakefield town, MA

Waltham city, MA

Watertown city, MA

Wayland town, MA

Weston town, MA

Wilmington town, MA

Winchester town, MA

Woburn city, MA

Norfolk County, MA (part)

Bellingham town, MA

**Boston-Worcester-Lawrence, MA-NH-ME-CT CMSA —Con.**

Boston, MA-NH PMSA—Con.

Norfolk County, MA (part)—Con.

- Braintree town, MA
- Brookline town, MA
- Canton town, MA
- Cohasset town, MA
- Dedham town, MA
- Dover town, MA
- Foxborough town, MA
- Franklin city, MA
- Holbrook town, MA
- Medfield town, MA
- Medway town, MA
- Millis town, MA
- Milton town, MA
- Needham town, MA
- Norfolk town, MA
- Norwood town, MA
- Plainville town, MA
- Quincy city, MA
- Randolph town, MA
- Sharon town, MA
- Stoughton town, MA
- Walpole town, MA
- Wellesley town, MA
- Westwood town, MA
- Weymouth town, MA
- Wrentham town, MA

Plymouth County, MA (part)

- Carver town, MA
- Duxbury town, MA
- Hanover town, MA
- Hingham town, MA
- Hull town, MA
- Kingston town, MA
- Marshfield town, MA
- Norwell town, MA
- Pembroke town, MA
- Plymouth town, MA
- Rockland town, MA
- Scituate town, MA
- Wareham town, MA

Suffolk County, MA

- Boston city, MA
- Chelsea city, MA
- Revere city, MA
- Winthrop town, MA

Worcester County, MA (part)

- Berlin town, MA
- Blackstone town, MA
- Bolton town, MA
- Harvard town, MA
- Hopedale town, MA
- Lancaster town, MA
- Mendon town, MA

**Boston-Worcester-Lawrence, MA-NH-ME-CT CMSA —Con.**

Boston, MA-NH PMSA—Con.

Worcester County, MA (part)—Con.

- Milford town, MA
- Millville town, MA
- Southborough town, MA
- Upton town, MA

Rockingham County, NH (part)

- Seabrook town, NH
- South Hampton town, NH

Brockton, MA PMSA

- Bristol County, MA (part)
- Easton town, MA
- Raynham town, MA

Norfolk County, MA (part)

- Avon town, MA

Plymouth County, MA (part)

- Abington town, MA
- Bridgewater town, MA
- Brockton city, MA
- East Bridgewater town, MA
- Halifax town, MA
- Hanson town, MA
- Lakeville town, MA
- Middleborough town, MA
- Plympton town, MA
- West Bridgewater town, MA
- Whitman town, MA

Fitchburg-Leominster, MA PMSA

- Middlesex County, MA (part)
- Ashby town, MA

Worcester County, MA (part)

- Ashburnham town, MA
- Fitchburg city, MA
- Gardner city, MA
- Leominster city, MA
- Lunenburg town, MA
- Templeton town, MA
- Westminster town, MA
- Winchendon town, MA

Lawrence, MA-NH PMSA

Essex County, MA (part)

- Andover town, MA
- Boxford town, MA
- Georgetown town, MA
- Groveland town, MA
- Haverhill city, MA
- Lawrence city, MA
- Merrimac town, MA
- Methuen city, MA
- North Andover town, MA
- West Newbury town, MA

Rockingham County, NH (part)

- Atkinson town, NH
- Chester town, NH

**Boston-Worcester-Lawrence, MA-NH-ME-CT CMSA —Con.**

Lawrence, MA-NH PMSA—Con.

Rockingham County, NH (part)—Con.

- Danville town, NH
- Derry town, NH
- Fremont town, NH
- Hampstead town, NH
- Kingston town, NH
- Newton town, NH
- Plaistow town, NH
- Raymond town, NH
- Salem town, NH
- Sandown town, NH
- Windham town, NH

Lowell, MA-NH PMSA

- Middlesex County, MA (part)
- Billerica town, MA
- Chelmsford town, MA
- Dracut town, MA
- Dunstable town, MA
- Groton town, MA
- Lowell city, MA
- Pepperell town, MA
- Tewksbury town, MA
- Tyngsborough town, MA
- Westford town, MA

Hillsborough County, NH (part)

- Pelham town, NH

Manchester, NH PMSA

Hillsborough County, NH (part)

- Bedford town, NH
- Goffstown town, NH
- Manchester city, NH
- Weare town, NH

Merrimack County, NH (part)

- Allenstown town, NH
- Hooksett town, NH

Rockingham County, NH (part)

- Auburn town, NH
- Candia town, NH
- Londonderry town, NH

Nashua, NH PMSA

Hillsborough County, NH (part)

- Amherst town, NH
- Brookline town, NH
- Greenville town, NH
- Hollis town, NH
- Hudson town, NH
- Litchfield town, NH
- Mason town, NH
- Merrimack town, NH
- Milford town, NH
- Mont Vernon town, NH
- Nashua city, NH
- New Ipswich town, NH
- Wilton town, NH

**Boston-Worcester-Lawrence, MA-NH-ME-CT CMSA —Con.**

New Bedford, MA PMSA

Bristol County, MA (part)

- Acushnet town, MA
- Dartmouth town, MA
- Fairhaven town, MA
- Freetown town, MA
- New Bedford city, MA

Plymouth County, MA (part)

- Marion town, MA
- Mattapoisett town, MA
- Rochester town, MA

Portsmouth-Rochester, NH-ME PMSA

York County, ME (part)

- Berwick town, ME
- Eliot town, ME
- Kittery town, ME
- South Berwick town, ME
- York town, ME

Rockingham County, NH (part)

- Brentwood town, NH
- East Kingston town, NH
- Epping town, NH
- Exeter town, NH
- Greenland town, NH
- Hampton town, NH
- Hampton Falls town, NH
- Kensington town, NH
- New Castle town, NH
- Newfields town, NH
- Newington town, NH
- Newmarket town, NH
- North Hampton town, NH
- Portsmouth city, NH
- Rye town, NH
- Stratham town, NH

Strafford County, NH (part)

- Barrington town, NH
- Dover city, NH
- Durham town, NH
- Farmington town, NH
- Lee town, NH
- Madbury town, NH
- Milton town, NH
- Rochester city, NH
- Rollinsford town, NH
- Somersworth city, NH

Worcester, MA-CT PMSA

Windham County, CT (part)

- Thompson town, CT

Hampden County, MA (part)

- Holland town, MA

Worcester County, MA (part)

- Auburn town, MA
- Barre town, MA

**Boston-Worcester-Lawrence, MA-NH-ME-CT CMSA**—Con.  
Worcester, MA-CT PMSA—Con.

Worcester County, MA (part)—Con.  
Boylston town, MA  
Brookfield town, MA  
Charlton town, MA  
Clinton town, MA  
Douglas town, MA  
Dudley town, MA  
East Brookfield town, MA  
Grafton town, MA  
Holden town, MA  
Leicester town, MA  
Millbury town, MA  
Northborough town, MA  
Northbridge town, MA  
North Brookfield town, MA  
Oakham town, MA  
Oxford town, MA  
Paxton town, MA  
Princeton town, MA  
Rutland town, MA  
Shrewsbury town, MA  
Southbridge town, MA  
Spencer town, MA

**Boston-Worcester-Lawrence, MA-NH-ME-CT CMSA**—Con.  
Worcester, MA-CT PMSA—Con.

Worcester County, MA (part)—Con.  
Sterling town, MA  
Sturbridge town, MA  
Sutton town, MA  
Uxbridge town, MA  
Webster town, MA  
Westborough town, MA  
West Boylston town, MA  
West Brookfield town, MA  
Worcester city, MA

**Lawrence, MA-NH PMSA**—see **Boston-Worcester-Lawrence, MA-NH-ME-CT CMSA**

**Lowell, MA-NH PMSA**—see **Boston-Worcester-Lawrence, MA-NH-ME-CT CMSA**

**Manchester, NH PMSA**—see **Boston-Worcester-Lawrence, MA-NH-ME-CT CMSA**

**Nashua, NH PMSA**—see **Boston-Worcester-Lawrence, MA-NH-ME-CT CMSA**

**Portsmouth-Rochester, NH-ME PMSA**—see **Boston-Worcester-Lawrence, MA-NH-ME-CT CMSA**



# Appendix E.

## Percent of Receipts/Revenue Based on Administrative Records and Estimation for the State: 1992

**Table E-1. Firms Subject to Federal Income Tax**

[Includes only establishments with payroll. For meaning of abbreviations and symbols, and for more information on reliability of data, see introductory text. For explanation of terms and comparability of 1987 and 1992 censuses, see appendix A]

SIC code	Kind of business or operation	Percent of receipts —		SIC code	Kind of business or operation	Percent of receipts —	
		From administrative records <sup>1</sup>	Estimated <sup>2</sup>			From administrative records <sup>1</sup>	Estimated <sup>2</sup>
	<b>Total</b> .....	<b>19.8</b>	<b>6.7</b>	<b>73</b>	<b>Business services—Con.</b>		
<b>70 ex. 704</b>	<b>Hotels, rooming houses, camps, and other lodging places (except membership lodging)</b> .....	<b>5.8</b>	<b>9.9</b>	736	Personnel supply services .....	7.7	5.8
	Hotels and motels .....	4.5	10.4	7361	Employment agencies .....	46.5	2.3
7011	Hotels .....	2.4	10.0	7363	Help supply services .....	2.4	6.3
7011 pt.	Hotels, 25 guestrooms or more .....	2.2	10.5	7363 pt.	Temporary help supply .....	5.1	12.2
7011 pt.	Hotels, less than 25 guestrooms .....	6.3	1.0	7363 pt.	Help supply, except temporary .....	—	1.2
7011 pt.	Motels, motor hotels, and tourist courts .....	10.9	11.9	737	Computer programming, data processing, and other computer related services .....	9.6	7.6
7011 pt.	Motels, tourist courts .....	12.0	15.8	7371, 2, 3	Computer programming, prepackaged software, and integrated systems .....	12.2	8.5
7011 pt.	Motor hotels .....	7.4	.1	7371	Computer programming services .....	16.0	13.6
702, 3	Other lodging places .....	17.8	4.8	7372	Prepackaged software .....	12.2	5.5
702	Rooming and boarding houses .....	—	4.1	7373	Computer integrated systems .....	2.4	1.1
703	Camps and recreational vehicle parks .....	19.2	4.8	7374, 5, 6	Data processing services .....	1.6	4.2
<b>72</b>	<b>Personal services</b> .....	<b>25.4</b>	<b>5.5</b>	7374, 5	Computer processing, information retrieval .....	.6	3.4
721	Laundry, cleaning, and garment services .....	13.8	2.9	7376	Computer facilities management services .....	10.3	12.2
7211	Power laundries, family and commercial* .....	(D)	(D)	7377, 8, 9	Computer rental and leasing, maintenance, and related services, n.e.c. ....	15.5	10.7
7213	Linen supply* .....	—	4.7	7377	Computer rental and leasing .....	(D)	(D)
7215	Coin-operated laundries and drycleaning .....	23.9	3.3	7378	Computer maintenance and repair .....	7.5	4.1
7216	Drycleaning plants, except rug cleaning* .....	21.8	5.8	7379	Computer related services, n.e.c. ....	(D)	(D)
7217	Carpet and upholstery cleaning .....	31.5	8.1	738	Miscellaneous business services .....	26.6	10.4
7218	Industrial launderers* .....	13.6	.3	7381, 2	Detective agencies and protective services .....	12.6	2.2
7212, 9	Other laundry, cleaning, and garment services* ..	(D)	(D)	7381	Detective, guard, and armored car services .....	12.4	3.3
7212	Garment pressing, and agents for laundries and drycleaners .....	16.9	7.8	7382	Security systems services .....	12.8	.3
7219	Laundry and garment services, n.e.c.* .....	(D)	(D)	7383	News syndicates .....	47.8	5.0
722	Photographic studios, portrait .....	30.9	11.9	7384	Photofinishing laboratories* .....	45.2	3.3
723, 4	Beauty and barber shops .....	38.6	7.6	7389 pt.	Business services, n.e.c. ....	28.4	14.5
723	Beauty shops .....	38.8	7.8	7389 pt.	Sign painting shops .....	55.8	2.4
724	Barber shops .....	33.1	—	7389 pt.	Interior designing .....	40.4	41.8
725	Shoe repair shops and shoeshine parlors .....	11.0	—	75	Telephone answering services .....	12.8	6.6
726	Funeral service and crematories .....	32.3	5.7	751	Other business services .....	28.5	13.7
729	Miscellaneous personal services .....	24.7	5.9	7514, 5	<b>Automotive repair, services, and parking</b> .....	<b>20.1</b>	<b>3.9</b>
7291	Tax return preparation services .....	30.8	1.1	7514	Automotive rental and leasing, without drivers .....	.1	.6
7299	Miscellaneous personal services, n.e.c. ....	21.4	8.6	7515	Truck rental and leasing, without drivers .....	(D)	(D)
<b>73</b>	<b>Business services</b> .....	<b>15.8</b>	<b>7.1</b>	7514, 5	Passenger car rental and leasing .....	.2	.6
731	Advertising .....	50.6	6.1	7514	Passenger car rental .....	(D)	(D)
7311	Advertising agencies .....	48.2	6.9	7515	Passenger car leasing .....	(D)	(D)
7312	Outdoor advertising services .....	(D)	(D)	7519	Utility trailer and recreational vehicle rental .....	(D)	(D)
7313	Radio, television, publishers' advertising representatives .....	20.6	—	752	Automobile parking .....	(D)	(D)
7319	Advertising, n.e.c. ....	(D)	(D)	753	Automotive repair shops .....	36.5	5.4
732	Consumer credit reporting agencies, mercantile reporting agencies, and adjustment and collection agencies .....	18.0	2.1	7532	Top, body, and upholstery repair shops and paint shops .....	34.8	3.6
7322	Adjustment and collection services .....	12.2	3.2	7532 pt.	Top and body repair shops .....	34.3	3.3
7323	Credit reporting services .....	29.0	—	7538	Paint shops .....	74.5	25.5
733	Mailing, reproduction, commercial art and photography, and stenographic services .....	27.4	2.5	7538 pt.	General automotive repair shops .....	45.5	5.9
7331	Direct mail advertising services .....	8.3	—	7538 pt.	General automotive repair shops, except diesel .....	47.5	5.9
7334	Photocopying and duplicating services .....	32.7	2.5	7538 pt.	Diesel repair shops .....	35.0	6.0
7335, 6	Commercial photography, art, and graphics .....	37.5	4.6	7539 pt.	Other automotive repair shops .....	15.8	6.2
7335	Commercial photography .....	43.4	4.1	7539 pt.	Automotive exhaust system repair shops .....	27.3	7.2
7336	Commercial art and graphic design .....	35.6	4.8	7539 pt.	Tire retreading and repair shops .....	—	39.0
7338	Secretarial and court reporting services .....	80.8	6.5	7539 pt.	Automotive glass replacement shops .....	4.8	2.5
734	Services to dwellings and other buildings .....	48.3	8.0	7539 pt.	Automotive transmission repair shops .....	24.3	3.4
7342	Disinfecting and pest control services .....	16.7	2.2	7539 pt.	Automotive repair shops, n.e.c. ....	12.6	2.6
7349	Building cleaning and maintenance services, n.e.c. ....	51.3	8.6	754	Radiator repair .....	20.0	—
735	Miscellaneous equipment rental and leasing .....	19.3	8.6	7542	Brake, front end, and wheel alignment .....	3.0	3.6
7352	Medical equipment rental and leasing .....	8.5	—	7549	Automotive electrical and fuel system services .....	46.5	—
7353	Heavy construction equipment rental and leasing ..	11.9	10.0		Other automotive repair shops, n.e.c. ....	27.5	—
7359	Equipment rental and leasing, n.e.c. ....	27.9	11.1		Automotive services, except repair .....	(D)	(D)
					Carwashes .....	(D)	(D)
					Automotive services, except repair and carwashes .....	11.5	12.2

See footnotes at end of table.

**Table E-1. Firms Subject to Federal Income Tax – Con.**

[Includes only establishments with payroll. For meaning of abbreviations and symbols, and for more information on reliability of data, see introductory text. For explanation of terms and comparability of 1987 and 1992 censuses, see appendix A]

SIC code	Kind of business or operation	Percent of receipts –		SIC code	Kind of business or operation	Percent of receipts –	
		From administrative records <sup>1</sup>	Estimated <sup>2</sup>			From administrative records <sup>1</sup>	Estimated <sup>2</sup>
<b>76</b>	<b>Miscellaneous repair services</b> -----	<b>27.9</b>	<b>6.1</b>	<b>80</b>	<b>Health services</b> -----	<b>20.6</b>	<b>4.5</b>
762	Electrical repair shops -----	26.0	8.2	801	Offices and clinics of doctors of medicine -----	27.0	3.7
7622	Radio and television repair shops -----	26.8	10.1	8011 pt.	Offices of doctors of medicine -----	31.3	4.0
7623, 9	Other electrical and electronic repair shops -----	25.9	7.8	8011 pt.	General medical clinics -----	.8	1.8
7623	Refrigeration and air-conditioning service and repair shops -----	55.2	—	802	Offices and clinics of dentists -----	37.7	2.4
7629	Electrical and electronic repair shops, n.e.c. ---	23.9	8.3	803	Offices and clinics of doctors of osteopathy -----	28.6	—
763	Watch, clock, and jewelry repair -----	59.3	—	804	Offices and clinics of other health practitioners ----	30.5	4.3
764	Reupholstery and furniture repair -----	31.7	4.3	8041	Offices and clinics of chiropractors -----	39.3	10.8
769	Miscellaneous repair and related services -----	28.4	5.0	8042	Offices and clinics of optometrists -----	31.8	1.9
7692	Welding repair -----	43.7	11.9	8043	Offices and clinics of podiatrists -----	10.7	6.0
7694	Armature rewinding shops -----	12.2	8.2	8049	Offices and clinics of health practitioners, n.e.c. --	27.4	1.5
7699	Repair shops and related services, n.e.c. -----	29.7	4.2	805	Nursing and personal care facilities -----	1.2	7.8
				8051	Skilled nursing care facilities -----	.1	14.7
				8052	Intermediate care facilities -----	(D)	(D)
				8059	Nursing and personal care facilities, n.e.c. -----	(D)	(D)
				806	Hospitals -----	5.9	—
				8062	General medical and surgical hospitals -----	(D)	(D)
				8063, 9	Specialty hospitals -----	(D)	(D)
<b>78, 79, 84</b>	<b>Amusement and recreation services, including motion pictures and museums</b> -----	<b>22.4</b>	<b>6.0</b>	807, 8, 9	Other health services -----	10.6	14.1
781, 2	Motion picture production, distribution, and services --	11.1	7.8	807	Medical and dental laboratories -----	7.9	16.3
783	Motion picture theaters -----	.5	13.8	8071	Medical laboratories -----	2.7	19.8
7832	Motion picture theaters, except drive-in -----	—	14.1	8072	Dental laboratories -----	30.0	1.4
7833	Drive-in motion picture theaters -----	22.5	—	808	Home health care services -----	16.4	17.6
				809	Miscellaneous health and allied services, n.e.c. ---	10.4	7.2
				8092	Kidney dialysis centers -----	(D)	(D)
				8093	Specialty outpatient facilities, n.e.c. -----	6.0	10.8
				8099	Health and allied services, n.e.c. -----	(D)	(D)
				<b>81</b>	<b>Legal services</b> -----	<b>28.5</b>	<b>3.3</b>
784	Video tape rental -----	28.4	17.5	<b>823, 4, 9</b>	<b>Selected educational services</b> -----	<b>12.9</b>	<b>4.1</b>
				823	Libraries -----	(D)	(D)
				824	Vocational schools -----	11.0	7.6
				829	Schools and educational services, n.e.c. -----	(D)	(D)
792	Theatrical producers (except motion picture), bands, orchestras, and entertainers -----	56.4	11.0	<b>83</b>	<b>Social services</b> -----	<b>33.5</b>	<b>9.7</b>
7922	Theatrical producers (except motion picture) and miscellaneous theatrical services -----	43.4	17.1	835	Child day care services -----	33.0	11.2
7929	Bands, orchestras, actors, and other entertainers and entertainment groups -----	79.6	—	832, 3, 6, 9	Other social services -----	33.9	8.6
793	Bowling centers -----	27.1	12.9	<b>87 ex. 8733</b>	<b>Engineering, accounting, research, management, and related services (except noncommercial research organizations)</b> -----	<b>21.6</b>	<b>12.9</b>
79 ex. 792, 3; 84	Commercial sports and other amusement and recreation services, including museums -----	23.0	2.9	871	Engineering, architectural, and surveying services --	22.9	19.4
794	Commercial sports -----	5.5	.3	8711	Engineering services -----	23.4	22.0
7941	Professional sports clubs, managers, promoters -----	(D)	(D)	8712	Architectural services -----	12.9	1.7
7948	Racing, including track operation -----	(D)	(D)	8713	Surveying services -----	33.2	9.5
79 ex. 792, 3, 4; 84	Other amusement and recreation services, including museums -----	27.4	3.5	872	Accounting, auditing, and bookkeeping services ----	30.3	5.8
791	Dance studios, schools, and halls -----	20.6	20.4	873 ex. 8733	Research, development, and testing services (except noncommercial research organizations) ---	13.3	14.4
7991	Physical fitness facilities -----	23.0	2.1	8731	Commercial physical and biological research -----	8.1	30.3
7992	Public golf courses -----	15.3	9.9	8732	Commercial economic, sociological, and educational research -----	21.9	16.5
7993	Coin-operated amusement devices -----	21.3	—	8734	Testing laboratories -----	15.3	—
7996	Amusement parks -----	38.4	.1	874	Management and public relations services -----	18.6	9.5
7997	Membership sports and recreation clubs -----	33.2	4.4	8741	Management services -----	18.9	15.2
7999, 84	Amusement and recreation services, including museums, n.e.c. -----	26.0	3.8	8742	Management consulting services -----	17.4	6.3
7999 pt.	Concession operators of amusement devices and rides -----	7.8	—	8743	Public relations services -----	22.1	3.1
7999 pt.	Carnivals, circuses, and fairs -----	—	—	8744	Facilities support management services -----	—	—
7999 pt., 84	Other recreation and amusements, including museums -----	27.4	4.1	8748	Business consulting services, n.e.c. -----	25.5	3.3
				<b>89</b>	<b>Services, n.e.c.</b> -----	<b>15.2</b>	<b>9.9</b>

<sup>1</sup>Includes receipts information obtained from administrative records of other Federal agencies.

<sup>2</sup>Includes receipts information which was imputed based on historic company ratios or administrative records or on industry averages.

## Table E-2. Firms Exempt From Federal Income Tax

[Includes only establishments with payroll. For meaning of abbreviations and symbols, and for more information on reliability of data, see introductory text. For explanation of terms and comparability of 1987 and 1992 censuses, see appendix A]

SIC code	Kind of business or operation	Percent of revenue —		SIC code	Kind of business or operation	Percent of revenue —	
		From administrative records <sup>1</sup>	Estimated <sup>2</sup>			From administrative records <sup>1</sup>	Estimated <sup>2</sup>
	<b>Total</b> .....	<b>5.2</b>	<b>2.6</b>	<b>823, 4, 9</b>	<b>Selected educational services</b> .....	<b>(D)</b>	<b>(D)</b>
7032, 704	Camps and membership lodging .....	5.8	9.4	83	<b>Social services</b> .....	12.5	7.6
792, 7991 pt., 7997, 7999 pt., 84	Selected amusement, recreation, and related services .....	16.1	1.4	835	Child day care services .....	17.1	19.1
8011 pt.; 8021 pt.; 805, 6, 8, 9	Selected health services .....	.8	.6	832, 3, 6, 9	Other social services .....	12.1	6.7
8011 pt., 8021 pt., 805	Clinics of doctors of medicine and dentists .....	(D)	(D)	832	Individual and family social services .....	12.3	10.5
806	Nursing and personal care facilities .....	(D)	(D)	833	Job training and vocational rehabilitation services .....	5.1	1.4
8062	Hospitals .....	—	.3	836	Residential care .....	12.3	4.0
8063, 9	General medical and surgical hospitals .....	(D)	(D)	839	Social services, n.e.c. .....	14.8	7.3
808, 9	Specialty hospitals .....	(D)	(D)	861, 2, 4, 9	Selected membership organizations .....	36.2	13.9
8111 pt.	Other health services .....	10.1	5.3	861	Business associations .....	25.5	12.3
	Legal aid societies and similar legal services .....	(D)	(D)	864	Civic, social, and fraternal associations .....	48.1	19.5
				862, 9	Other membership organizations .....	20.4	3.6
				873, 4 ex. 8744	Research, testing, and consulting services, except facilities support management services .....	7.8	.4
				873	Research, development, and testing services .....	(D)	(D)
				874 ex. 8744	Management and public relations services, except facilities support management services .....	(D)	(D)

<sup>1</sup>Includes revenue information obtained from administrative records of other Federal agencies.

<sup>2</sup>Includes revenue information which was imputed based on historic company ratios or administrative records or on industry averages.

## Appendix F. Geographic Notes

---

### **NEW HAMPSHIRE**

There are no geographic notes for the State of New Hampshire.

# Appendix G.

## Establishments in Business Any Time During Year and Establishments in Business at End of Year for the State: 1992 and 1987

**Table G-1. Firms Subject to Federal Income Tax**

[Includes only establishments with payroll. For meaning of abbreviations and symbols, see introductory text. For explanation of terms and comparability of 1987 and 1992 censuses, see appendix A]

SIC code	Kind of business or operation	Establishments in business —			
		Any time during year		At end of year	
		1992	1987	1992	1987
	<b>Total</b> .....	<b>9 242</b>	<b>8 439</b>	<b>8 644</b>	<b>7 833</b>
<b>70 ex. 704</b>	<b>Hotels, rooming houses, camps, and other lodging places (except membership lodging)</b> .....	<b>503</b>	<b>522</b>	<b>475</b>	<b>472</b>
	Hotels and motels .....	400	410	374	365
7011	Hotels .....	172	144	158	129
7011 pt.	Hotels, 25 guestrooms or more .....	99	81	89	72
7011 pt.	Hotels, less than 25 guestrooms .....	73	63	69	57
7011 pt.	Motels, motor hotels, and tourist courts .....	228	266	216	236
7011 pt.	Motels, tourist courts .....	190	234	180	205
7011 pt.	Motor hotels .....	38	32	36	31
702, 3	Other lodging places .....	103	112	101	107
702	Rooming and boarding houses .....	7	16	7	15
703	Camps and recreational vehicle parks .....	96	96	94	92
<b>72</b>	<b>Personal services</b> .....	<b>1 000</b>	<b>916</b>	<b>925</b>	<b>833</b>
721	Laundry, cleaning, and garment services .....	227	212	208	194
7211	Power laundries, family and commercial* .....	7	8	7	8
7213	Linen supply* .....	7	10	7	9
7215	Coin-operated laundries and drycleaning .....	76	72	66	64
7216	Drycleaning plants, except rug cleaning* .....	72	64	66	61
7217	Carpet and upholstery cleaning .....	37	28	34	25
7218	Industrial launderers* .....	9	6	9	6
7212, 9	Other laundry, cleaning, and garment services* .....	19	24	19	21
722	Photographic studios, portrait .....	60	33	57	32
723, 4	Beauty and barber shops .....	524	487	490	448
723	Beauty shops .....	507	464	473	432
724	Barber shops .....	17	23	17	16
725	Shoe repair shops and shoeshine parlors .....	9	8	9	8
726	Funeral service and crematories .....	70	74	67	68
729	Miscellaneous personal services .....	110	102	94	83
7291	Tax return preparation services .....	42	31	36	24
7299	Miscellaneous personal services, n.e.c. .....	68	71	58	59
<b>73</b>	<b>Business services</b> .....	<b>1 609</b>	<b>1 372</b>	<b>1 491</b>	<b>1 262</b>
731	Advertising .....	77	81	68	73
7311	Advertising agencies .....	63	67	55	60
7312	Outdoor advertising services .....	1	2	1	2
7313	Radio, television, publishers' advertising representatives .....	7	8	7	7
7319	Advertising, n.e.c. .....	6	4	5	4
732	Consumer credit reporting agencies, mercantile reporting agencies, and adjustment and collection agencies .....	30	24	28	24
7322	Adjustment and collection services .....	23	20	21	20
7323	Credit reporting services .....	7	4	7	4
733	Mailing, reproduction, commercial art and photography, and stenographic services .....	142	127	129	116
7331	Direct mail advertising services .....	20	17	19	15
7334	Photocopying and duplicating services .....	22	26	20	23
7335, 6	Commercial photography, art, and graphics .....	72	63	64	60
7335	Commercial photography .....	19	18	17	17
7336	Commercial art and graphic design .....	53	45	47	43
7338	Secretarial and court reporting services .....	28	21	26	18
734	Services to dwellings and other buildings .....	296	310	273	278
7342	Disinfecting and pest control services .....	16	11	16	9
7349	Building cleaning and maintenance services, n.e.c. .....	280	299	257	269
735	Miscellaneous equipment rental and leasing .....	124	122	118	115
7352	Medical equipment rental and leasing .....	19	15	18	14
7353	Heavy construction equipment rental and leasing .....	34	35	32	32
7359	Equipment rental and leasing, n.e.c. .....	71	72	68	69
736	Personnel supply services .....	161	142	150	135
7361	Employment agencies .....	64	69	58	66
7363	Help supply services .....	97	73	92	69

See footnotes at end of table.

**Table G-1. Firms Subject to Federal Income Tax — Con.**

[Includes only establishments with payroll. For meaning of abbreviations and symbols, see introductory text. For explanation of terms and comparability of 1987 and 1992 censuses, see appendix A.]

SIC code	Kind of business or operation	Establishments in business —			
		Any time during year		At end of year	
		1992	1987	1992	1987
<b>73</b>	<b>Business services — Con.</b>				
737	Computer programming, data processing, and other computer related services -----	465	260	434	243
7371, 2, 3	Computer programming, prepackaged software, and integrated systems -----	308	153	288	146
7371	Computer programming services -----	196	104	182	98
7372	Prepackaged software -----	72	26	69	25
7373	Computer integrated systems -----	40	23	37	23
7374, 5, 6	Data processing services -----	49	46	45	41
7374, 5	Computer processing, information retrieval -----	44	40	40	35
7376	Computer facilities management services -----	5	6	5	6
7377, 8, 9	Computer rental and leasing, maintenance, and related services, n.e.c. -----	108	61	101	56
7377	Computer rental and leasing -----	3	3	2	2
7378	Computer maintenance and repair -----	32	23	30	21
7379	Computer related services, n.e.c. -----	73	35	69	33
738	Miscellaneous business services -----	314	306	291	278
7381, 2	Detective agencies and protective services -----	57	59	53	56
7381	Detective, guard, and armored car services -----	39	48	36	45
7382	Security systems services -----	18	11	17	11
7383	News syndicates -----	5	3	5	3
7384	Photofinishing laboratories* -----	43	38	41	35
7389	Business services, n.e.c. -----	209	206	192	184
7389 pt.	Sign painting shops -----	10	12	9	11
7389 pt.	Interior designing -----	19	19	18	17
7389 pt.	Telephone answering services -----	21	20	21	20
7389 pt.	Other business services -----	159	155	144	136
<b>75</b>	<b>Automotive repair, services, and parking -----</b>	<b>766</b>	<b>775</b>	<b>714</b>	<b>713</b>
751	Automotive rental and leasing, without drivers -----	56	73	51	70
7513	Truck rental and leasing, without drivers -----	24	24	21	23
7514, 5	Passenger car rental and leasing -----	31	47	29	45
7519	Utility trailer and recreational vehicle rental -----	1	2	1	2
752	Automobile parking -----	8	5	7	5
753	Automotive repair shops -----	612	622	574	569
7532	Top, body, and upholstery repair shops and paint shops -----	172	212	155	192
7532 pt.	Top and body repair shops -----	166	206	150	187
7532 pt.	Paint shops -----	6	6	5	5
7538	General automotive repair shops -----	351	318	337	288
7538 pt.	General automotive repair shops, except diesel -----	320	303	307	273
7538 pt.	Diesel repair shops -----	31	15	30	15
7533, 4, 6, 7, 9	Other automotive repair shops -----	89	92	82	89
7533	Automotive exhaust system repair shops -----	15	20	13	20
7534	Tire retreading and repair shops -----	4	7	4	7
7536	Automotive glass replacement shops -----	11	5	11	5
7537	Automotive transmission repair shops -----	21	25	20	25
7539	Automotive repair shops, n.e.c. -----	38	35	34	32
7539 pt.	Radiator repair -----	8	8	7	8
7539 pt.	Brake, front end, and wheel alignment -----	14	13	12	13
7539 pt.	Automotive electrical and fuel system services -----	12	10	11	8
7539 pt.	Other automotive repair shops, n.e.c. -----	4	4	4	3
754	Automotive services, except repair -----	90	75	82	69
7542	Carwashes -----	44	44	41	41
7549	Automotive services, except repair and carwashes -----	46	31	41	28
<b>76</b>	<b>Miscellaneous repair services -----</b>	<b>344</b>	<b>352</b>	<b>325</b>	<b>328</b>
762	Electrical repair shops -----	104	98	101	88
7622	Radio and television repair shops -----	34	39	32	37
7623, 9	Other electrical and electronic repair shops -----	70	59	69	51
7623	Refrigeration and air-conditioning service and repair shops -----	8	13	8	12
7629	Electrical and electronic repair shops, n.e.c. -----	62	46	61	39
763	Watch, clock, and jewelry repair -----	5	—	5	—
764	Reupholstery and furniture repair -----	24	34	22	29
769	Miscellaneous repair and related services -----	211	220	197	211
7692	Welding repair -----	23	37	22	37
7694	Armature rewinding shops -----	11	11	11	11
7699	Repair shops and related services, n.e.c. -----	177	172	164	163
<b>78, 79, 84</b>	<b>Amusement and recreation services, including motion pictures and museums -----</b>	<b>684</b>	<b>591</b>	<b>631</b>	<b>548</b>
781, 2	Motion picture production, distribution, and services -----	23	12	21	12
783	Motion picture theaters -----	33	36	28	34
7832	Motion picture theaters, except drive-in -----	29	30	25	29
7833	Drive-in motion picture theaters -----	4	6	3	5
784	Video tape rental -----	192	137	180	127
792	Theatrical producers (except motion picture), bands, orchestras, and entertainers -----	27	22	25	22
7922	Theatrical producers (except motion picture) and miscellaneous theatrical services -----	18	14	17	14
7929	Bands, orchestras, actors, and other entertainers and entertainment groups -----	9	8	8	8
793	Bowling centers -----	30	31	27	26

See footnotes at end of table.

**Table G-1. Firms Subject to Federal Income Tax – Con.**

[Includes only establishments with payroll. For meaning of abbreviations and symbols, see introductory text. For explanation of terms and comparability of 1987 and 1992 censuses, see appendix A]

SIC code	Kind of business or operation	Establishments in business –			
		Any time during year		At end of year	
		1992	1987	1992	1987
<b>78, 79, 84</b>	<b>Amusement and recreation services, including motion pictures and museums—Con.</b>				
79 ex. 792, 3, 84	Commercial sports and other amusement and recreation services, including museums .....	379	353	350	327
794	Commercial sports .....	27	23	23	23
7941	Professional sports clubs, managers, promoters .....	2	2	2	2
7948	Racing, including track operation .....	25	21	21	21
79 ex. 792, 3, 4; 84	Other amusement and recreation services, including museums .....	352	330	327	304
791	Dance studios, schools, and halls .....	24	23	23	22
7991	Physical fitness facilities .....	51	79	45	68
7992	Public golf courses .....	23	13	23	13
7993	Coin-operated amusement devices .....	32	29	32	27
7996	Amusement parks .....	15	14	15	14
7997	Membership sports and recreation clubs .....	51	60	46	56
7999, 84	Amusement and recreation services, including museums, n.e.c. ....	156	112	143	104
<b>80</b>	<b>Health services .....</b>	<b>1 838</b>	<b>1 655</b>	<b>1 744</b>	<b>1 577</b>
801	Offices and clinics of doctors of medicine .....	754	730	701	691
8011 pt.	Offices of doctors of medicine .....	724	706	678	667
8011 pt.	General medical clinics .....	30	24	23	24
802	Offices and clinics of dentists .....	514	481	492	470
803	Offices and clinics of doctors of osteopathy .....	9	4	8	4
804	Offices and clinics of other health practitioners .....	334	240	325	224
8041	Offices and clinics of chiropractors .....	108	81	103	72
8042	Offices and clinics of optometrists .....	74	69	72	66
8043	Offices and clinics of podiatrists .....	24	24	24	22
8049	Offices and clinics of health practitioners, n.e.c. ....	128	66	126	64
805	Nursing and personal care facilities .....	63	62	63	60
8051	Skilled nursing care facilities .....	23	39	23	37
8052	Intermediate care facilities .....	30	16	30	16
8059	Nursing and personal care facilities, n.e.c. ....	10	7	10	7
806	Hospitals .....	12	11	10	11
807, 8, 9	Other health services .....	152	127	145	117
807	Medical and dental laboratories .....	72	66	71	61
8071	Medical laboratories .....	39	29	39	25
8072	Dental laboratories .....	33	37	32	36
808	Home health care services .....	36	16	33	16
809	Miscellaneous health and allied services, n.e.c. ....	44	45	41	40
8092	Kidney dialysis centers .....	4	2	4	2
8093	Specialty outpatient facilities, n.e.c. ....	28	23	27	23
8099	Health and allied services, n.e.c. ....	12	20	10	15
<b>81</b>	<b>Legal services .....</b>	<b>676</b>	<b>564</b>	<b>636</b>	<b>527</b>
<b>823, 4, 9</b>	<b>Selected educational services .....</b>	<b>82</b>	<b>66</b>	<b>76</b>	<b>63</b>
823	Libraries .....	3	5	3	5
824	Vocational schools .....	21	17	19	17
829	Schools and educational services, n.e.c. ....	58	44	54	41
<b>83</b>	<b>Social services .....</b>	<b>412</b>	<b>348</b>	<b>376</b>	<b>321</b>
835	Child day care services .....	286	243	254	220
832, 3, 6, 9	Other social services .....	126	105	122	101
<b>87 ex. 8733</b>	<b>Engineering, accounting, research, management, and related services (except noncommercial research organizations) .....</b>	<b>1 263</b>	<b>1 172</b>	<b>1 193</b>	<b>1 097</b>
871	Engineering, architectural, and surveying services .....	412	440	391	416
8711	Engineering services .....	264	250	248	238
8712	Architectural services .....	65	78	62	71
8713	Surveying services .....	83	112	81	107
872	Accounting, auditing, and bookkeeping services .....	382	323	358	304
873 ex. 8733	Research, development, and testing services (except noncommercial research organizations) .....	78	70	74	62
8731	Commercial physical and biological research .....	28	18	25	14
8732	Commercial economic, sociological, and educational research .....	21	27	20	23
8734	Testing laboratories .....	29	25	29	25
874	Management and public relations services .....	391	339	370	315
8741	Management services .....	108	110	104	101
8742	Management consulting services .....	194	160	182	149
8743	Public relations services .....	20	23	20	23
8744	Facilities support management services .....	3	–	3	–
8748	Business consulting services, n.e.c. ....	66	46	61	42
<b>89</b>	<b>Services, n.e.c. ....</b>	<b>65</b>	<b>106</b>	<b>58</b>	<b>92</b>

## Table G-2. Firms Exempt From Federal Income Tax

[Includes only establishments with payroll. For meaning of abbreviations and symbols, see introductory text. For explanation of terms and comparability of 1987 and 1992 censuses, see appendix A]

SIC code	Kind of business or operation	Establishments in business —			
		Any time during year		At end of year	
		1992	1987	1992	1987
	<b>Total .....</b>	<b>1 389</b>	<b>1 127</b>	<b>1 337</b>	<b>1 089</b>
<b>7032, 704</b>	<b>Camps and membership lodging .....</b>	<b>40</b>	<b>37</b>	<b>39</b>	<b>35</b>
<b>792, 7991 pt., 7997, 7999 pt., 84</b>	<b>Selected amusement, recreation, and related services .....</b>	<b>99</b>	<b>70</b>	<b>96</b>	<b>69</b>
792	Theatrical producers (except motion picture), bands, orchestras, and entertainers .....	26	17	25	16
7991 pt., 7997	Gymnasiums, athletic clubs, and membership sports and recreation clubs .....	32	23	31	23
7999 pt., 84	Fairs .....	7	6	7	6
	Museums, art galleries, and botanical and zoological gardens .....	34	24	33	24
<b>8011 pt.; 8021 pt.; 805, 6, 8, 9</b>	<b>Selected health services .....</b>	<b>175</b>	<b>147</b>	<b>168</b>	<b>143</b>
8011 pt., 8021 pt.	Clinics of doctors of medicine and dentists .....	15	7	15	7
805	Nursing and personal care facilities .....	21	15	20	15
806	Hospitals .....	29	31	29	31
808, 9	Other health services .....	110	94	104	90
808	Home health care services .....	43	40	40	39
809	Miscellaneous health and allied services, n.e.c. ....	67	54	64	51
<b>8111 pt.</b>	<b>Legal aid societies and similar legal services .....</b>	<b>14</b>	<b>12</b>	<b>14</b>	<b>11</b>
<b>823, 4, 9</b>	<b>Selected educational services .....</b>	<b>42</b>	<b>32</b>	<b>40</b>	<b>31</b>
<b>83</b>	<b>Social services .....</b>	<b>571</b>	<b>408</b>	<b>555</b>	<b>400</b>
835	Child day care services .....	115	100	113	98
832, 3, 6, 9	Other social services .....	456	308	442	302
<b>861, 2, 4, 9</b>	<b>Selected membership organizations .....</b>	<b>429</b>	<b>405</b>	<b>407</b>	<b>385</b>
861	Business associations .....	83	68	80	64
864	Civic, social, and fraternal associations .....	275	273	257	260
862, 9	Other membership organizations .....	71	64	70	61
<b>873, 4 ex. 8744</b>	<b>Research, testing, and consulting services, except facilities support management services .....</b>	<b>19</b>	<b>16</b>	<b>18</b>	<b>15</b>
873	Research, development, and testing services .....	13	11	12	11
8731	Commercial physical and biological research .....	2	1	2	1
8732	Commercial economic, sociological, and educational research .....	2	1	2	1
8733	Noncommercial research organizations .....	9	9	8	9
8734	Testing laboratories .....	—	—	—	—
874 ex. 8744	Management and public relations services, except facilities support management services .....	6	5	6	4



# Publication Program

## 1992 CENSUS OF SERVICE INDUSTRIES

Publications of the 1992 Census of Service Industries containing data on service industries establishments in the United States are described below. Publication order forms for specific reports may be obtained from any Department of Commerce district office or from Data User Services Division, Customer Services, Bureau of the Census, Washington, DC 20233-8300. The first results were issued in press releases. Final detailed statistics are issued in separate paperbound reports and compact disc-read only memory (CD-ROM).

### Final Reports

#### Geographic area series—52 reports (SC92-A-1 to -52)

A separate paperbound report containing data for establishments with payroll is published for each State, the District of Columbia, and the United States. For establishments of firms subject to Federal income tax, each State report presents general statistics on number of establishments, receipts, payroll, and employment, by varied service classifications, for the State, metropolitan areas (MA's), counties, and places with 350 service establishments or more, by kind of business. Greater kind-of-business detail is shown for larger areas. In addition, for places with 2,500 inhabitants or more and for all counties, statistics are provided on number of establishments and receipts for 10 major kind-of-business groups. For establishments of firms exempt from Federal income tax, each State report presents statistics on number of establishments, revenue, payroll, and employment by varied service classifications, for the State and MA's. Greater kind-of-business detail is shown for larger areas.

The United States Summary report presents data for the United States as a whole for establishments with payroll of firms subject to Federal income tax, as well as those exempt from Federal income tax, for detailed kind-of-business classifications. Statistics on number of establishments and receipts/revenue are also shown for States and MA's by kind of business.

For each State, the District of Columbia, and the United States, 1992 data are provided on receipts/revenue and employees per establishment and on receipts/revenue and payroll per employee. Comparative statistics showing percent changes in receipts/expenses and payroll between 1987 and 1992 also are shown.

#### Nonemployer statistics series—1 report (SC92-N-1)

This report includes data by kind of business for all establishments, establishments with payroll, and establishments without payroll for the United States and States. Also presented are statistics for establishments without payroll including number of establishments and receipts/revenue by varied service classifications for MA's.

Similar data for counties and places with 2,500 inhabitants or more are available on electronic media only.

#### Subject series—5 reports (SC92-S-1 to -5)

The *Establishment and Firm Size* report (SC92-S-1) presents data for establishments with payroll, based on size of establishment, size of company or firm, and legal form of organization. Establishment statistics are presented by receipts/revenue size and by employment size; statistics for firms, by receipts/revenue size (including concentration by largest firms), by employment size, and by number of establishments operated (single units and multiunits). Statistics are presented by kind of business on the number of establishments, receipts/revenue, payroll, and employment for the United States.

The *Capital Expenditures, Depreciable Assets, and Operating Expenses* report (SC92-S-2) presents data for firms with payroll for the United States by major kind of business. Operating expenses include annual payroll, supplemental labor costs, purchased services, etc. Receipts data also are provided.

Three other reports (*Hotels, Motels, and Other Lodging Places* (SC92-S-3), *Sources of Receipts or Revenue* (SC92-S-4), and *Miscellaneous Subjects* (SC92-S-5)) present data for the United States as a whole and, where feasible, for States and MA's.

### Electronic Media

All data included in the printed reports are available on CD-ROM. The CD-ROM's provide the same information found in the final reports as well as additional information not published in the final reports, such as ZIP Code statistics available from series SC92-Z, and nonemployer data for counties and places from series SC92-N. Electronic media products are available for users who wish to summarize, rearrange, or process large amounts of data. These products, with corresponding technical documentation, are sold by Data User Services Division, Customer Services, Bureau of the Census, Washington, DC 20233-8300.

## OTHER ECONOMIC CENSUS REPORTS

Data on retail trade, wholesale trade, financial, insurance, real estate, construction industries, manufactures, mineral industries, transportation, communications, utilities, enterprise statistics, minority-owned business enterprises, and women-owned businesses also are available from the 1992 Economic Census. A separate series of reports covers the census of outlying areas—Puerto Rico, Virgin Islands of the United States, Guam, and the Northern Marianas. Separate announcements describing these reports are available free of charge from Data User Services Division, Customer Services, Bureau of the Census, Washington, DC 20233-8300.