

1992


Census of

Service Industries

SC92-A-25

GEOGRAPHIC AREA SERIES

Mississippi



1992 Census of Service Industries

SC92-A-25

GEOGRAPHIC AREA SERIES

Mississippi

Issued December 1994



U.S. Department of Commerce
Ronald H. Brown, Secretary
David J. Barram, Deputy Secretary

Economics and Statistics Administration
Everett M. Ehrlich, Under Secretary
for Economic Affairs

BUREAU OF THE CENSUS
Martha Farnsworth Riche, Director

Acknowledgments

Many persons participated in the various activities of the 1992 Census of Service Industries. The overall planning and review of the census operations were performed by the Economic Census Staff of the Economic Planning and Coordination Division.

This report was prepared in the Services Division. **Bobby E. Russell**, Assistant Chief for Census Programs, was responsible for the overall planning, management, and coordination of the census of service industries. Planning and implementation were under the direction of **Jack B. Moody**, Chief, Service Census Branch, with primary staff assistance by **Jack R. Drago**, **Barbara S. Tinari**, **Kirk K. Degler**, **Joseph R. Fuller**, **Susan G. Baker**, **Deborah M. Stempowski**, **Brian D. Gregory**, **Theresa L. Steele**, **Chris E. Blackburn**, **Gary R. Rice**, **M. Craig Schadt**, **Arthur B. Stewart**, **Sandra K. Byrd**, and **Evelyn D. Butler**.

Systems and procedures for mailout, receipt, correspondence, data input, industry classification, other clerical processing, administrative record processing, quality control, and the associated electronic computer programs, were developed in the Economic Planning and Coordination Division.

Mailout preparation and receipt operations, clerical and analytical review activities, data keying, and geocoding review were performed by the staff of the Data Preparation Division, **Judith N. Petty**, Acting Chief.

Geographic coding procedures and associated computer programs were developed by the staff of the Geography Division.

The computer processing systems were developed and coordinated in the Economic Statistical Methods and Programming Division, **Charles P. Pautler, Jr.**, Chief. **H. Ray Dennis**, Assistant Chief for Business Programs, was responsible for design and implementation of the computer systems. The computer programs were prepared under the supervision of **William C. Wester**, Chief, Business Census Branch, and **Steven G. McCraith**, Chief, Utilities and Financial Census Branch, assisted by **Jeffrey S. Rosen**, **Barbara L. Lambert**, **Jacqueline R. Sellers**, and **Tsung C. Chu**. Additional programming assistance was provided by **Robert S. Jewett**.

Computer processing was performed in the Computer Services Division, **Marvin D. Raines**, Chief.

The staff of the Administrative and Publications Services Division, **Walter C. Odom**, Chief, performed planning, design, composition, editorial review, and printing planning and procurement for publications and report forms. **Margaret A. Smith** provided publication coordination and editing.

Special acknowledgment is also due the many businesses whose cooperation has contributed to the publication of these data.

If you have any questions concerning the statistics in this report, call 301-763-7039.



**Economics and Statistics
Administration**

Everett M. Ehrlich, Under Secretary
for Economic Affairs



BUREAU OF THE CENSUS

Martha Farnsworth Riche, Director
Harry A. Scarr, Deputy Director

Paula J. Schneider, Principal Associate
Director for Programs

Thomas L. Mesenbourg, Acting Associate
Director for Economic Programs

Thomas L. Mesenbourg, Assistant Director
for Economic Programs

**ECONOMIC PLANNING AND COORDINATION
DIVISION**

John P. Govoni, Chief

SERVICES DIVISION

Carole A. Ambler, Chief

Introduction to the Economic Census

PURPOSES AND USES OF THE ECONOMIC CENSUS

The economic census is the major source of facts about the structure and functioning of the Nation's economy. It provides essential information for government, business, industry, and the general public.

The economic census furnishes an important part of the framework for such composite measures as the gross domestic product, input/output measures, production and price indexes, and other statistical series that measure short-term changes in economic conditions.

Policymaking agencies of the Federal Government use the data, especially in monitoring economic activity and providing assistance to business.

State and local governments use the data to assess business activities and tax bases within their jurisdictions and to develop programs to attract business.

Trade associations study trends in their own and competing industries and keep their members informed of market changes.

Individual businesses use the data to locate potential markets and to analyze their own production and sales performance relative to industry or area averages.

AUTHORITY AND SCOPE

Title 13 of the United States Code (sections 131, 191, and 224) directs the Census Bureau to take the economic census every 5 years, covering years ending in 2 and 7. The 1992 Economic Census consists of the following eight censuses:

- Census of Retail Trade
- Census of Wholesale Trade
- Census of Service Industries
- Census of Financial, Insurance, and Real Estate Industries
- Census of Transportation, Communications, and Utilities
- Census of Manufactures
- Census of Mineral Industries
- Census of Construction Industries

Special programs also cover enterprise statistics and minority-owned and women-owned businesses. (The 1992 Census of Agriculture and 1992 Census of Governments are conducted separately.) The next economic census is scheduled to be taken in 1998 covering the year 1997.

AVAILABILITY OF THE DATA

The results of the economic census are available in printed reports for sale by the U.S. Government Printing Office and on compact discs for sale by the Census Bureau. Order forms for all types of products are available on request from Customer Services, Bureau of the Census, Washington, DC 20233-8300. A more complete description of publications being issued from this census is on the inside back cover of this document.

Census facts are also widely disseminated by trade associations, business journals, and newspapers. Volumes containing census statistics are available in most major public and college libraries. Finally, State data centers in every State as well as business and industry data centers in many States also supply economic census statistics.

WHAT'S NEW IN 1992

The 1992 Economic Census covers more of the economy than any previous census. New for 1992 are data on communications, utilities, financial, insurance, and real estate, as well as coverage of more transportation industries. The economic, agriculture, and governments censuses now collectively cover nearly 98 percent of all economic activity.

Among other changes, new 1992 definitions affect the boundaries of about a third of all metropolitan areas. Also, the Survey of Women-Owned Businesses has now been expanded to include all corporations.

HISTORICAL INFORMATION

The economic census has been taken as an integrated program at 5-year intervals since 1967 and before that for 1963, 1958, and 1954. Prior to that time, the individual subcomponents of the economic census were taken separately at varying intervals.

The economic census traces its beginnings to the 1810 Decennial Census, when questions on manufacturing were included with those for population. Coverage of economic activities was expanded for 1840 and subsequent censuses to include mining and some commercial activities. In 1902, Congress established a permanent Census Bureau and directed that a census of manufactures be taken every 5 years. The 1905 Manufactures Census was the first time a census was taken apart from the regular every-10-year population census.

The first census of business was taken in 1930, covering 1929. Initially it covered retail and wholesale trade and construction industries, but it was broadened in 1933 to include some of the service trades.

The 1954 Economic Census was the first census to be fully integrated—providing comparable census data across economic sectors, using consistent time periods, concepts, definitions, classifications, and reporting units. It was the first census to be taken by mail, using lists of firms provided by the administrative records of other Federal agencies. Since 1963, administrative records also have been used to provide basic statistics for very small firms, reducing or eliminating the need to send them census questionnaires. The Enterprise Statistics Program, which publishes combined data from the economic census, was made possible with the implementation of the integrated census program in 1954.

The range of industries covered in the economic censuses has continued to expand. The census of construction industries began on a regular basis in 1967, and the scope of service industries was broadened in 1967, 1977, and 1987. The census of transportation began in 1963 as a set of surveys covering travel, transportation of commodities, and trucks, but expanded in 1987 to cover business establishments in several transportation industries. For 1992, these statistics are incorporated into a broadened census of transportation, communications, and utilities. Also new for 1992 is the census of financial, insurance, and real estate industries. This is part of a gradual expansion in coverage of industries previously subjected to government regulation.

The Survey of Minority-Owned Business Enterprises was first conducted as a special project in 1969 and was incorporated into the economic census in 1972 along with the Survey of Women-Owned Businesses.

An economic census has also been taken in Puerto Rico since 1909, in the Virgin Islands of the United States and Guam since 1958, and in the Commonwealth of the Northern Mariana Islands since 1982.

Statistical reports from the 1987 and earlier censuses provide historical figures for the study of long-term time series and are available in some large libraries. All of the census data published since 1967 are still available for sale on microfiche from the Census Bureau.

AVAILABILITY OF MORE FREQUENT ECONOMIC DATA

While the census provides complete enumerations every 5 years, there are many needs for more frequent data as well. The Census Bureau conducts a number of monthly, quarterly, and annual surveys, with the results appearing in publication series such as Current Business Reports (retail and wholesale trade and service industries), the Annual Survey of Manufactures, Current Industrial Reports, and the Quarterly Financial Report. Most of these surveys, while providing more frequent observations, yield less kind-of-business and geographic detail than the census. The County Business Patterns program offers annual statistics on the number of establishments, employment, and payroll classified by industry within each county.

SOURCES FOR MORE INFORMATION

More information about the scope, coverage, classification system, data items, and publications for each of the economic censuses and related surveys is published in the *Guide to the 1992 Economic Census and Related Statistics*. More information on the methodology, procedures, and history of the census will be published in the *History of the 1992 Economic Census*. Contact Customer Services for information on availability.

Census of Service Industries

GENERAL

The 1992 Census of Service Industries, part of the 1992 Economic Census, covered service industries as defined in Division I of the *Standard Industrial Classification Manual: 1987*¹ (SIC), except Elementary and Secondary Schools (SIC 821), Colleges, Universities, Professional Schools, and Junior Colleges (SIC 822), Labor Unions and Similar Labor Organizations (SIC 863), Political Organizations (SIC 865), Religious Organizations (SIC 866), and Private Households (SIC 881). The census also excluded governmental establishments classified in the covered industries, except for government-operated hospitals which were included.

Data are presented for establishments in the following classifications:

SIC code	Title
70	Hotels, rooming houses, camps, and other lodging places
72	Personal services
73	Business services
75	Automotive repair, services, and parking
76	Miscellaneous repair services
78	Motion pictures
79	Amusement and recreation services
80	Health services
81	Legal services
823, 4, 9	Selected educational services
83	Social services
84	Museums, art galleries, and botanical and zoological gardens
861, 2, 4, 9	Selected membership organizations
87	Engineering, accounting, research, management, and related services
89	Services, not elsewhere classified

This series of reports presents data for service establishments of firms subject to Federal income tax and (in separate tables) of firms which are exempt from Federal income tax under provisions of the Internal Revenue Code. Only establishments with some payroll during the year are included. For a more detailed explanation, see appendix A.

¹*Standard Industrial Classification Manual: 1987*. For sale by Superintendent of Documents, U.S. Government Printing Office, Washington, DC 20402. Stock No. 041-001-00314-2.

Many of the "kinds of business or operation" included in this report are not thought of as commercial businesses, and the terms (such as "business," "establishment," and "firm") used to describe them may not be descriptive of such services, particularly for not-for-profit and professional services. However, these terms are applied to all "kinds of business or operation" in order to maintain conformity in the measures of the production and delivery of goods and services and in the presentation of data.

The basic tabulations in this report do not include data for establishments which are auxiliary (primary function is providing a service, such as warehousing or bookkeeping) to service establishments within the same organization. Data for auxiliaries are presented in a subsequent report issued as part of the 1992 Enterprise Statistics reports.

For the 1992 Census of Service Industries, large- and medium-size firms, plus all firms known to operate more than one establishment, were sent questionnaires to be completed and returned to the Census Bureau by mail. For most very small firms, including those with no paid employees, data from existing administrative records of other Federal agencies were used instead. These records provided basic information on location, kind of business, receipts, payroll, number of employees, and legal form of organization. In addition, more detailed information for selected kinds of business was obtained on the various questionnaires.

Appendix A gives a more detailed explanation of census coverage and methodology.

CENSUS DISCLOSURE RULES

In accordance with Federal law governing census reports, no data are published that would disclose the operations of an individual establishment or business. However, the number of establishments in a kind-of-business classification is not considered a disclosure, so this information may be released even though other information is withheld.

GEOGRAPHIC AREAS COVERED

This report series presents data for the following areas:

1. The United States as a whole.
2. Each State and the District of Columbia.

3. Each consolidated metropolitan statistical area (CMSA) and primary metropolitan statistical area (PMSA) defined by the Office of Management and Budget (OMB) as of June 30, 1993. A CMSA is an area used to facilitate the presentation and analysis of data for large concentrations of metropolitan populations. It includes two or more contiguous PMSA's which have a population of at least 1,000,000² and which meet specific criteria of urban character and of social and economic integration.
4. Each metropolitan statistical area (MSA) defined by the OMB as of June 30, 1993. An MSA is an integrated economic and social unit with a population nucleus of at least 50,000 inhabitants.² Each MSA consists of one or more counties meeting standards of metropolitan character; in New England, cities and towns rather than counties are the component geographic units.
5. The area within the State outside metropolitan areas (MA's).
6. Each county or county equivalent.³ Counties are the primary divisions of States, except in Louisiana where they are called parishes and in Alaska where they are called boroughs and census areas. Maryland, Missouri, Nevada, and Virginia have one place or more that is independent of any county organization and constitutes primary divisions of their States. These places are treated as counties and as places.
7. Each consolidated city.³ Consolidated cities are consolidated governments which consist of separately incorporated municipalities.
8. Each municipality of 2,500 inhabitants or more incorporated as a city, borough, village, or town.^{2 3}

For the economic census, boroughs and census areas in Alaska and boroughs in New York are not included in this category.
9. Special economic urban areas (SEUA's), which include townships in Michigan, New Jersey, and Pennsylvania, and towns in New York, Wisconsin, and the six New England States with 10,000 inhabitants or more.²

DOLLAR VALUES

All dollar values presented in this report are expressed in current dollars, i.e., 1992 data are expressed in 1992 dollars and 1987 data in 1987 dollars. Consequently, when making comparisons to prior years, users of the data should consider the inflation that has occurred.

RELIABILITY OF DATA

All data compiled in this report originated from either census questionnaires or administrative records of other Federal agencies and, therefore, are not subject to sampling errors. However, the data are subject to nonsampling

²According to the 1990 Census of Population or subsequent special census.

³Those defined as of January 1, 1992.

errors. Nonsampling errors can be attributed to many sources: inability to identify all cases in the actual universe; definition and classification difficulties; differences in the interpretation of questions; errors in recording or coding the data obtained; and other errors of collection, response, coverage, processing, and estimation for missing or misreported data.

The accuracy of these tabulated data is determined by the joint effects of the various nonsampling errors. No direct measurement of these effects has been obtained except for estimation for missing or misreported data; however, precautionary steps were taken in all phases of the collection, processing, and tabulation of the data in an effort to minimize the effects of nonsampling errors.

The Bureau of the Census obtains on computer tape limited information extracted from administrative records of other Federal agencies. This information is used in conjunction with other information available to the Census Bureau to develop estimates for nonemployers, small employers, and other establishments for which responses were not received in time for publication. For an indication of the extent that data included in these reports were obtained from the administrative records of other Federal agencies and from estimation, rather than reports directly from respondents, see appendix E. Also, see appendix A for a more detailed explanation of census coverage and methodology.

SPECIAL TABULATIONS

Special tabulations of data collected in the 1992 Census of Service Industries may be obtained, depending on availability of time and personnel, on diskette, computer tape, or in tabular form. The data will be in summary form and subject to the same rules prohibiting disclosure of confidential information (including name, address, kind of business, or other data for individual business establishments or companies) as are the regular publications.

Special tabulations are prepared on a cost basis. A request for a cost estimate, as well as exact specifications on the type and format of the data to be provided, should be directed to the Chief, Services Division, Bureau of the Census, Washington, DC 20233.

To discuss a special tabulation before submitting specifications, call 1-800-541-8345.

ABBREVIATIONS AND SYMBOLS

The following abbreviations and symbols are used in this publication:

- * See kind-of-business descriptions for SIC 72 and SIC 7384 in appendix A for treatment of plant outlets.
- Represents zero.
- (D) Withheld to avoid disclosing data for individual companies; data are included in broader kind-of-business totals.

(IC)	Independent city.	Symbol	Employment Size
(NA)	Not available.		
(X)	Not applicable.	AA	0–19
CMSA	Consolidated metropolitan statistical area.	BB	20–99
MA	Metropolitan area.	CC	100–249
MSA	Metropolitan statistical area.	EE	250–499
n.e.c.	Not elsewhere classified.	FF	500–999
PMSA	Primary metropolitan statistical area.	GG	1,000–2,499
pt.	Part.	HH	2,500–4,999
r	Revised.	II	5,000–9,999
SIC	Standard Industrial Classification.	JJ	10,000–24,999

The following symbols are used in this publication to show employment size ranges for employment data that have been withheld to avoid disclosing data for individual companies (employment size range codes are provided for the first time in the 1992 Economic Census):

KK	25,000–49,999
LL	50,000–99,999
MM	100,000 or more

Users' Guide for Locating Statistics in This Report by Table Number

Information shown in tables	Table															
	1a	1b	2a	2b	3a	3b	4	5	6	7a	7b	8a	8b	9	10	
GEOGRAPHIC AREAS																
The State	X	X	X	X	X	X	X								X	X
CMSA's and MSA's in the State										X	X					
PMSA's in the State										X	X					
Area of the State not in any CMSA, PMSA, or MSA												X	X			
Counties in the State							X		X							X
Places in the State							X	X						X		
DATA ITEMS																
Establishments	X	X			X	X	X	X	X	X	X	X	X	X		X
Receipts	X				X	X	X	X	X	X	X	X	X	X	X	X
Revenue		X									X		X			
Expenses						X										
Annual payroll	X	X			X	X	X	X	X	X	X	X	X	X		
First-quarter payroll	X	X					X	X	X	X	X	X	X	X		
Paid employees for pay period including March 12, 1992	X	X			X	X	X	X	X	X	X	X	X	X		
1987 to 1992 comparative statistics					X	X										
Receipts per establishment			X													
Revenue per establishment				X												
Expenses per establishment				X												
Receipts per employee			X													
Revenue per employee				X												
Expenses per employee				X												
Annual payroll per employee			X	X												
Employees per establishment			X	X												
Counties ranked by volume of receipts																X
Places ranked by volume of receipts														X		

Users' Guide for Locating Statistics in the 1992 Census of Service Industries Reports

Report and geographic area	Information shown in reports by kind of business or industry category										
	Number of establishments	Receipts/Revenue (\$1,000)	Payroll (\$1,000)	Number of employees	Selected ratios	Receipts/revenue lines	Receipts size and employment size of establishments and firms	Concentration ratios of largest firms	Single units and multi-units	Legal form of organization	Selected topics
GEOGRAPHIC AREA SERIES											
United States	X	X	X	X	X						
State	X	X	X	X	X						
CMSA, PMSA, MSA	X	X	X	X							
County	X	X	X	X							
Place	X	X	X	X							
NONEMPLOYER STATISTICS SERIES											
United States	X	X									
State	X	X									
CMSA, PMSA, MSA	X	X									
County	X	X									
Place	X	X									
ESTABLISHMENT AND FIRM SIZE (INCLUDING LEGAL FORM OF ORGANIZATION)											
United States	X	X	X	X			X	X	X	X	
CAPITAL EXPENDITURES, DEPRECIABLE ASSETS, AND OPERATING EXPENSES											
United States		X	X								X
RECEIPTS/REVENUE LINES											
United States	X	X				X					
State	X	X				X					
CMSA, PMSA, MSA	X	X				X					
HOTELS, MOTELS, AND OTHER LODGING PLACES											
United States	X	X	X	X		X					X
State	X	X	X	X		X					X
CMSA, PMSA, MSA	X	X				X					X

Report and geographic area	Information shown in reports by kind of business or industry category										
	Number of establishments	Receipts/Revenue (\$1,000)	Payroll (\$1,000)	Number of employees	Selected ratios	Receipts/revenue lines	Receipts size and employment size of establishments and firms	Concentration ratios of largest firms	Single units and multi-units	Legal form of organization	Selected topics
ZIP CODES											
United States	X	X	X	X							
State	X	X	X	X							
MISCELLANEOUS SUBJECTS											
United States	X	X	X	X							X
State	X	X									X
CMSA, PMSA, MSA	X	X									X

Contents

Mississippi

[Page numbers listed here omit the prefix that appears as part of the number of each page]

	Page
Introduction to the Economic Census	III
Census of Service Industries	V
Users' Guide for Locating Statistics in This Report by Table Number	VIII
Users' Guide for Locating Statistics in the 1992 Census of Service Industries Reports ...	IX
Summary of Findings	2

FIGURES

1. Percent Change in Receipts and Annual Payroll for Establishments of Firms Subject to Federal Income Tax: 1987 to 1992	3
2. Annual Payroll per Employee for Establishments of Firms Subject to Federal Income Tax: 1992 and 1987	4
Maps	5

TABLES

1a. Summary Statistics for Firms Subject to Federal Income Tax for the State: 1992 ..	7
1b. Summary Statistics for Firms Exempt From Federal Income Tax for the State: 1992	11
2a. Selected Ratios for Firms Subject to Federal Income Tax for the State: 1992	12
2b. Selected Ratios for Firms Exempt From Federal Income Tax for the State: 1992 ..	15
3a. Comparative Statistics for Firms Subject to Federal Income Tax for the State: 1992 and 1987	15
3b. Comparative Statistics for Firms Exempt From Federal Income Tax for the State: 1992 and 1987	19
4. Summary Statistics for Firms Subject to Federal Income Tax for Counties and for Places With 2,500 Inhabitants or More: 1992	20
5. Summary Statistics for Firms Subject to Federal Income Tax for Places With 350 Establishments or More: 1992	26
6. Summary Statistics for Firms Subject to Federal Income Tax for Counties With 350 Establishments or More: 1992	33
7a. Summary Statistics for Firms Subject to Federal Income Tax for Metropolitan Areas: 1992	46
7b. Summary Statistics for Firms Exempt From Federal Income Tax for Metropolitan Areas: 1992	54
8a. Summary Statistics for Firms Subject to Federal Income Tax for the Area Outside Metropolitan Areas: 1992	55
8b. Summary Statistics for Firms Exempt From Federal Income Tax for the Area Outside Metropolitan Areas: 1992	58
9. Places With 2,500 Inhabitants or More Ranked by Volume of Receipts of Firms Subject to Federal Income Tax: 1992	59
10. Counties Ranked by Volume of Receipts of Firms Subject to Federal Income Tax: 1992	60

APPENDIXES

A. General Explanation	A-1
B. Sample Report Form and Instructions	B-1
C. Kind-of-Business Titles and Reporting-Form Numbers	C-1
D. Metropolitan Areas	D-1
E. Percent of Receipts/Revenue Based on Administrative Records and Estimation for the State: 1992	E-1
F. Geographic Notes	F-1
G. Establishments in Business Any Time During Year and Establishments in Business at End of Year for the State: 1992 and 1987	G-1

Publication Program

Inside back cover

Summary of Findings

FIRMS SUBJECT TO FEDERAL INCOME TAX

Data from the 1992 Census of Service Industries show that Mississippi's 12,767 service industries establishments of firms with payroll that were subject to Federal income tax had receipts totaling \$5.5 billion. The 1992 data represent an increase of 64.7 percent in receipts for the State since 1987.

For establishments with payroll in 1992, receipts of offices and clinics of medical doctors totaled \$968.5 million, compared with \$649.8 million in 1987. Other leading service kinds of business in 1992 were legal services with \$504.5 million in receipts, nursing and personal care facilities with \$299.9 million, and hospitals with \$284.2 million.

There were 108,222 paid employees (full- and part-time) working in service industries in the State as of mid-March 1992, compared with 84,293 employees in 1987. Large employers included nursing and personal care facilities with 12,079 employees, offices and clinics of doctors of medicine with 10,101 employees, and help supply services with 8,059 employees.

ORGANIZATIONS EXEMPT FROM FEDERAL INCOME TAX


Data for the census show that Mississippi's 1,642 service industries establishments of firms and other organizations with payroll that were exempt from Federal income tax had revenue totaling \$3.0 billion and expenses of \$2.8 billion in 1992. The 1992 data represent an increase of 61.0 percent in expenses since 1987.

For establishments with payroll in 1992, revenue of hospitals totaled \$2.3 billion, compared with \$1.4 billion in 1987. Other leading classifications in 1992 were civic, social, and fraternal associations with revenue of \$57.3 million, and individual and family social services with \$57.1 million.

There were 60,941 paid employees (full- and part-time) as of mid-March 1992, compared with 55,920 employees in 1987. Hospitals had 44,958 employees; individual and family social services, 1,903 employees; and civic, social, and fraternal associations, 1,604 employees.

Figure 1. **Percent Change in Receipts and Annual Payroll for Establishments of Firms Subject to Federal Income Tax: 1987 to 1992**

(Includes only establishments with payroll. For meaning of abbreviations and symbols, see introductory text)

Receipts 
Payroll 

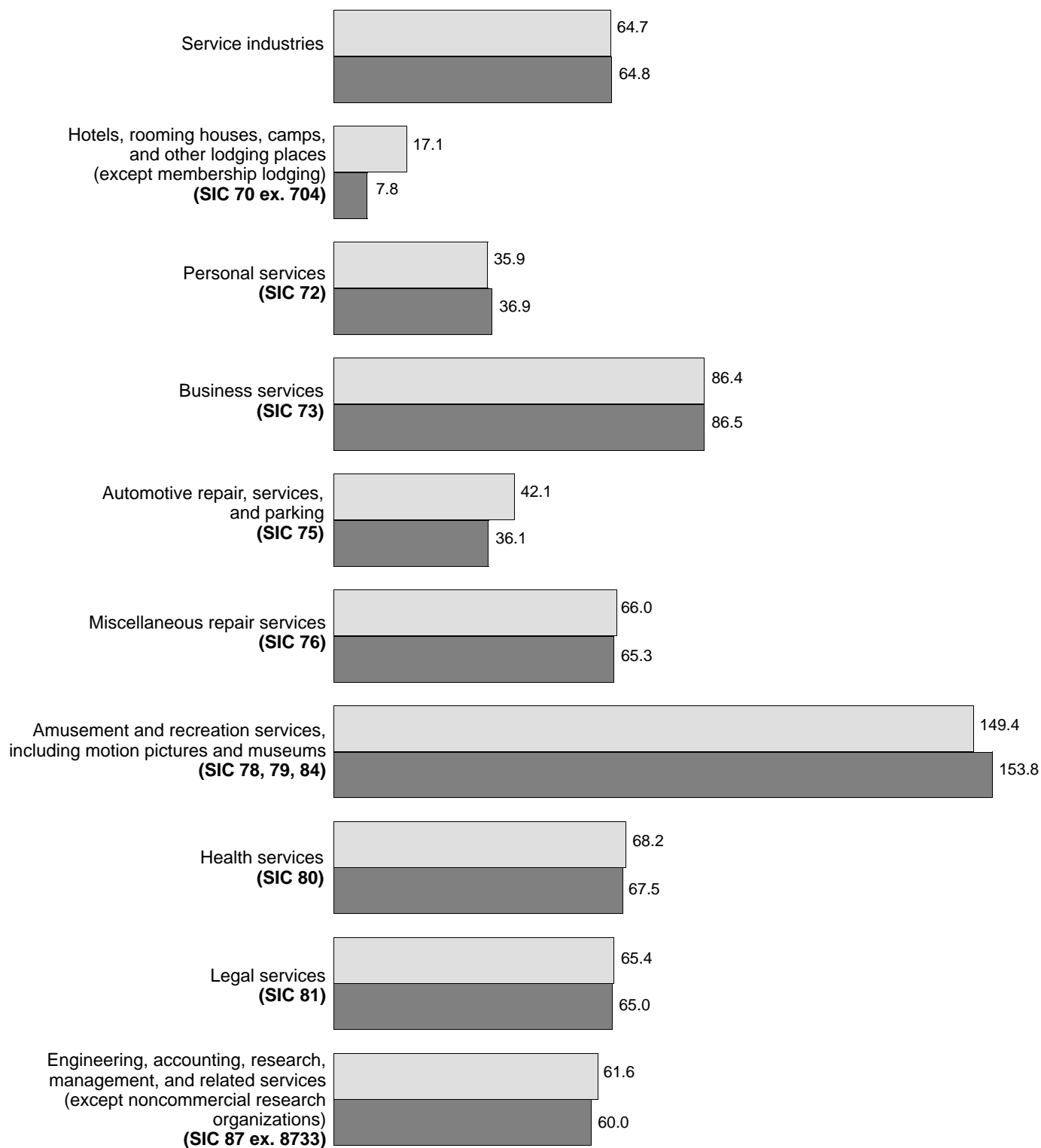




Figure 2. **Annual Payroll per Employee for Establishments of Firms Subject to Federal Income Tax: 1992 and 1987**

(In dollars. For meaning of abbreviations and symbols, see introductory text)

1992 
1987 

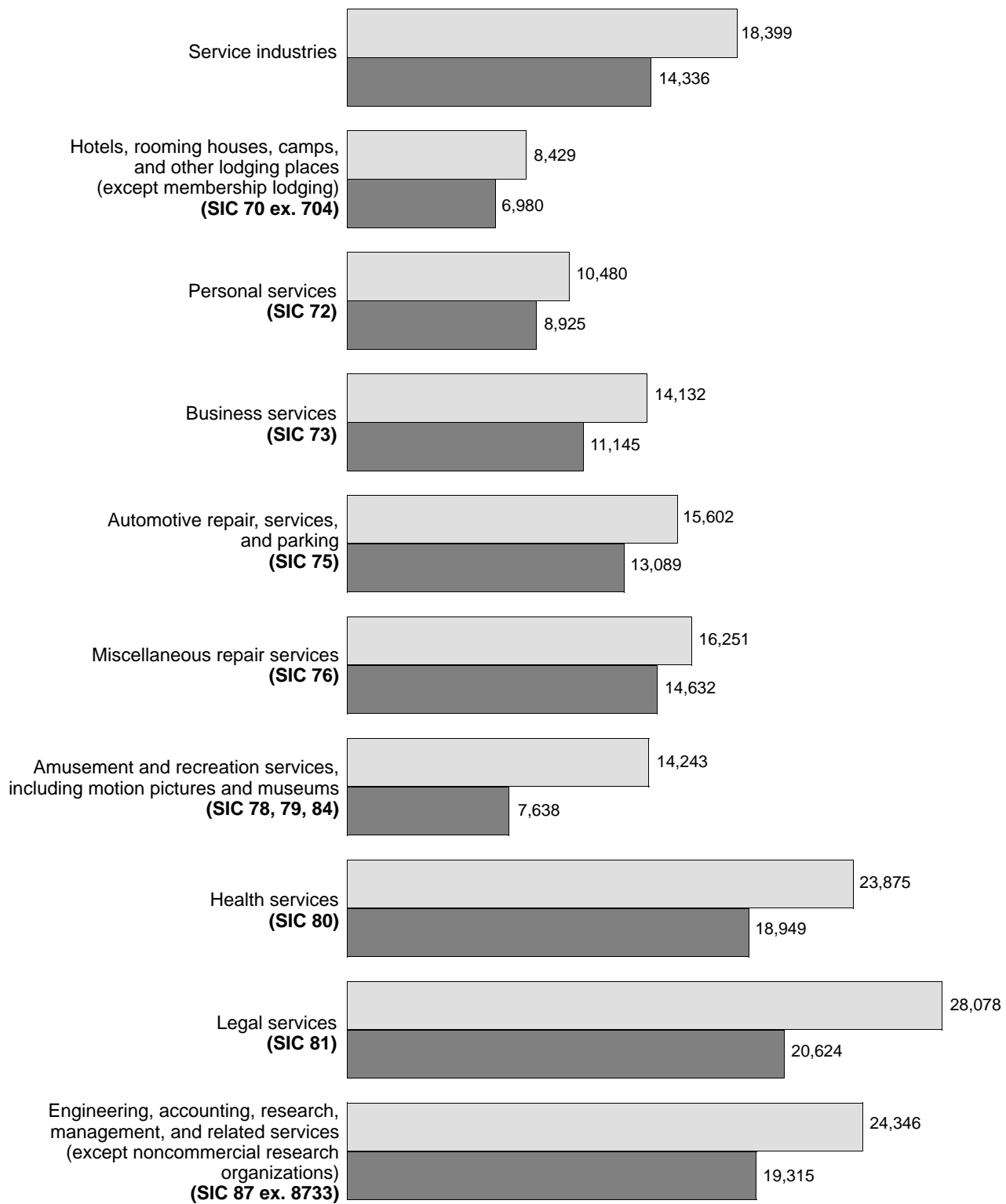




Table 1a. Summary Statistics for Firms Subject to Federal Income Tax for the State: 1992

[Includes only establishments with payroll. For meaning of abbreviations and symbols, see introductory text. For explanation of terms and comparability of 1987 and 1992 censuses, see appendix A]

SIC code	Kind of business or operation	Establishments (number)	Receipts (\$1,000)	Annual payroll (\$1,000)	First-quarter payroll (\$1,000)	Paid employees for pay period including March 12 (number)
	Total	12 767	5 487 296	1 991 132	436 785	108 222
70 ex. 704	Hotels, rooming houses, camps, and other lodging places (except membership lodging)	392	240 445	59 896	14 361	7 106
	Hotels and motels	358	235 069	58 621	14 036	6 961
7011	Hotels	89	76 168	20 769	5 338	2 555
7011 pt.	Hotels, 25 guestrooms or more	68	72 711	19 815	5 090	2 402
7011 pt.	Hotels, less than 25 guestrooms	21	3 457	954	248	153
7011 pt.	Motels, motor hotels, and tourist courts	269	158 901	37 852	8 698	4 406
7011 pt.	Motels, tourist courts	231	109 079	24 941	5 489	3 047
7011 pt.	Motor hotels	38	49 822	12 911	3 209	1 359
702, 3	Other lodging places	34	5 376	1 275	325	145
702	Rooming and boarding houses	11	1 299	279	79	42
703	Camps and recreational vehicle parks	23	4 077	996	246	103
7032	Sporting and recreational camps	11	2 720	718	183	69
7033	Recreational vehicle parks and campsites	12	1 357	278	63	34
72	Personal services	1 492	291 910	92 632	22 695	8 839
721	Laundry, cleaning, and garment services	470	114 414	40 107	9 618	3 791
7211	Power laundries, family and commercial*	20	6 484	2 633	639	268
7213	Linen supply*	5	10 886	3 823	871	228
7215	Coin-operated laundries and drycleaning	116	11 275	2 223	518	331
7215 pt.	Coin-operated laundries and drycleaning stores	110	10 414	2 057	477	310
7215 pt.	Coin-operated laundry routes	6	861	166	41	21
7216	Drycleaning plants, except rug cleaning*	226	46 756	18 406	4 409	1 941
7217	Carpet and upholstery cleaning	46	7 972	2 553	564	273
7218	Industrial laundries*	13	26 004	8 678	2 247	586
7212, 9	Other laundry, cleaning, and garment services*	44	5 037	1 791	370	164
7212	Garment pressing, and agents for laundries and drycleaners	23	4 040	1 493	302	121
7219	Laundry and garment services, n.e.c.*	21	997	298	68	43
722	Photographic studios, portrait	86	21 626	4 675	1 100	443
723, 4	Beauty and barber shops	492	43 163	17 205	4 157	1 711
723	Beauty shops	458	40 927	16 310	3 937	1 625
724	Barber shops	34	2 236	895	220	86
725	Shoe repair shops and shoeshine parlors	24	2 575	444	98	50
726	Funeral service and crematories	253	88 800	24 341	5 584	1 468
729	Miscellaneous personal services	167	21 332	5 860	2 138	1 376
7291	Tax return preparation services	81	9 107	2 649	1 373	920
7299	Miscellaneous personal services, n.e.c.	86	12 225	3 211	765	456
7299 pt.	Massage parlors, tanning salons, and saunas	26	1 331	311	73	75
7299 pt.	Other personal services	60	10 894	2 900	692	381
7299 pt.	Diet and weight reducing services	20	5 990	1 554	376	254
7299 pt.	Formal wear rental	17	2 617	666	174	70
7299 pt.	Other personal services, n.e.c.	23	2 287	680	142	57
73	Business services	1 563	763 778	310 191	68 924	21 950
731	Advertising	88	59 192	17 684	4 171	667
7311	Advertising agencies	42	18 221	6 595	1 457	213
7312	Outdoor advertising services	12	21 908	5 108	1 243	193
7313	Radio, television, publishers' advertising representatives	25	16 958	5 548	1 382	245
7313 pt.	Radio, television advertising representatives	16	6 654	2 607	638	146
7313 pt.	Publishers' advertising representatives	9	10 304	2 941	744	99
7319	Advertising, n.e.c.	9	2 105	433	89	16
732	Consumer credit reporting agencies, mercantile reporting agencies, and adjustment and collection agencies	79	29 373	9 376	2 134	607
7322	Adjustment and collection services	63	16 296	5 529	1 266	381
7323	Credit reporting services	16	13 077	3 847	868	226
733	Mailing, reproduction, commercial art and photography, and stenographic services	80	27 456	6 636	1 461	392
7331	Direct mail advertising services	8	11 483	2 658	594	130
7331 pt.	Mailing list compilers, brokers, and managers	2	(D)	(D)	(D)	AA
7331 pt.	Direct mail advertising services, except mailing list services	6	(D)	(D)	(D)	CC
7334	Photocopying and duplicating services	17	7 631	1 944	401	121
7334 pt.	Blueprinting and photocopying services	17	7 631	1 944	401	121
7334 pt.	Duplicating services, except printing and photocopying	—	—	—	—	—
7335, 6	Commercial photography, art, and graphics	26	5 470	1 201	238	77
7335	Commercial photography	9	2 267	399	67	21
7336	Commercial art and graphic design	17	3 203	802	171	56
7336 pt.	Commercial art	5	1 084	381	90	38
7336 pt.	Graphic arts and related design	12	2 119	421	81	18
7338	Secretarial and court reporting services	29	2 872	833	228	64
734	Services to dwellings and other buildings	416	84 781	33 354	7 846	4 087
7342	Disinfecting and pest control services	148	38 286	13 989	3 389	830
7349	Building cleaning and maintenance services, n.e.c.	268	46 495	19 365	4 457	3 257
735	Miscellaneous equipment rental and leasing	239	107 954	26 816	6 233	1 439
7352	Medical equipment rental and leasing	28	13 794	2 804	642	154
7353	Heavy construction equipment rental and leasing	18	8 677	2 239	531	117
7353 pt.	Rental and leasing of heavy construction equipment without operators	10	4 819	879	227	67
7353 pt.	Rental and leasing of heavy construction equipment with operators	8	3 858	1 360	304	50
7359	Equipment rental and leasing, n.e.c.	193	85 483	21 773	5 060	1 168
7359 pt.	Equipment rental	169	69 609	18 258	4 310	990
7359 pt.	Rent-to-own	64	16 782	3 786	829	272
7359 pt.	Equipment rental, except rent-to-own	105	52 827	14 472	3 481	718
7359 pt.	Equipment leasing, except finance leasing	24	15 874	3 515	750	178

Table 1a. Summary Statistics for Firms Subject to Federal Income Tax for the State: 1992—Con.

[Includes only establishments with payroll. For meaning of abbreviations and symbols, see introductory text. For explanation of terms and comparability of 1987 and 1992 censuses, see appendix A]

SIC code	Kind of business or operation	Establishments (number)	Receipts (\$1,000)	Annual payroll (\$1,000)	First-quarter payroll (\$1,000)	Paid employees for pay period including March 12 (number)
73	Business services—Con.					
736	Personnel supply services -----	138	168 494	119 646	24 802	8 516
7361	Employment agencies -----	47	15 949	4 537	1 088	457
7363	Help supply services -----	91	152 545	115 109	23 714	8 059
7363 pt.	Temporary help supply -----	66	69 994	51 187	13 908	5 568
7363 pt.	Help supply, except temporary -----	25	82 551	63 922	9 806	2 491
7363 pt.	Employee leasing -----	15	74 808	59 019	8 707	2 261
7363 pt.	Other help supply services -----	10	7 743	4 903	1 099	230
737	Computer programming, data processing, and other computer related services -----	162	123 615	32 140	7 684	1 117
7371, 2, 3	Computer programming, prepackaged software, and integrated systems -----	100	45 197	17 127	3 971	568
7371	Computer programming services -----	64	25 342	11 017	2 868	380
7372	Prepackaged software -----	18	9 218	3 273	439	80
7373	Computer integrated systems -----	18	10 637	2 837	664	108
7374, 5, 6	Data processing services -----	28	(D)	(D)	(D)	EE
7374, 5	Computer processing, information retrieval -----	25	62 111	6 842	1 780	269
7374	Computer processing and data preparation and processing services -----	25	62 111	6 842	1 780	269
7375	Information retrieval services -----	—	—	—	—	—
7376	Computer facilities management services -----	3	(D)	(D)	(D)	BB
7377, 8, 9	Computer rental and leasing, maintenance, and related services, n.e.c. -----	34	(D)	(D)	(D)	CC
7377	Computer rental and leasing -----	1	(D)	(D)	(D)	AA
7378	Computer maintenance and repair -----	23	(D)	(D)	(D)	BB
7379	Computer related services, n.e.c. -----	10	8 118	5 426	1 277	180
7379 pt.	Computer consultants -----	10	8 118	5 426	1 277	180
7379 pt.	Miscellaneous computer services, n.e.c. -----	—	—	—	—	—
738	Miscellaneous business services -----	361	162 913	64 539	14 593	5 125
7381, 2	Detective agencies and protective services -----	114	51 415	31 785	7 796	3 125
7381	Detective, guard, and armored car services -----	100	46 092	29 904	7 321	2 997
7381 pt.	Detective agencies and guard services -----	92	44 040	29 193	7 155	2 956
7381 pt.	Armored car services -----	8	2 052	711	166	41
7382	Security systems services -----	14	5 323	1 881	475	128
7383	News syndicates -----	2	(D)	(D)	(D)	AA
7384	Photofinishing laboratories* -----	27	25 147	7 400	1 476	411
7384 pt.	Photofinishing laboratories, except "one-hour" (mini) labs* -----	11	22 391	6 819	1 341	359
7384 pt.	One-hour (mini) photofinishing* -----	16	2 756	581	135	52
7389	Business services, n.e.c. -----	218	(D)	(D)	(D)	GG
7389 pt.	Sign painting shops -----	13	2 085	436	94	35
7389 pt.	Interior designing -----	24	5 610	555	127	59
7389 pt.	Telephone answering services -----	13	3 098	1 296	308	117
7389 pt.	Other business services -----	168	(D)	(D)	(D)	GG
7389 pt.	Water softening and conditioning services -----	3	(D)	(D)	(D)	AA
7389 pt.	Packaging and labeling services -----	4	(D)	(D)	(D)	AA
7389 pt.	Trading stamp services -----	2	(D)	(D)	(D)	AA
7389 pt.	Miscellaneous business services -----	159	71 901	22 320	4 620	1 338
7389 pt.	Convention and trade show services -----	7	3 821	851	215	87
7389 pt.	Private mail centers -----	7	1 325	371	90	40
7389 pt.	Miscellaneous business services, n.e.c. -----	145	66 755	21 098	4 315	1 211
75	Automotive repair, services, and parking -----	1 431	410 185	87 011	20 588	5 577
751	Automotive rental and leasing, without drivers -----	95	83 898	10 532	2 578	621
7513	Truck rental and leasing, without drivers -----	54	64 462	7 890	1 945	393
7513 pt.	Truck rental, without drivers -----	18	26 143	2 853	648	138
7513 pt.	Truck leasing, except finance leasing -----	36	38 319	5 037	1 297	255
7514, 5	Passenger car rental and leasing -----	37	18 882	2 536	604	221
7514	Passenger car rental -----	35	(D)	(D)	(D)	CC
7515	Passenger car leasing -----	2	(D)	(D)	(D)	AA
7519	Utility trailer and recreational vehicle rental -----	4	554	106	29	7
752	Automobile parking -----	24	(D)	(D)	(D)	BB
7521 pt.	Parking lots -----	13	538	89	20	14
7521 pt.	Parking structures -----	11	(D)	(D)	(D)	BB
753	Automotive repair shops -----	1 188	301 175	69 737	16 276	4 213
7532	Top, body, and upholstery repair shops and paint shops -----	284	83 302	21 220	4 852	1 213
7532 pt.	Top and body repair shops -----	259	79 743	20 483	4 733	1 166
7532 pt.	Paint shops -----	25	3 559	737	119	47
7538	General automotive repair shops -----	596	141 175	30 874	7 163	1 898
7538 pt.	General automotive repair shops, except diesel -----	524	98 506	22 541	5 268	1 471
7538 pt.	Diesel repair shops -----	72	42 669	8 333	1 895	427
7533, 4, 6, 7, 9	Other automotive repair shops -----	308	76 698	17 643	4 261	1 102
7533	Automotive exhaust system repair shops -----	53	9 827	2 334	545	155
7534	Tire retreading and repair shops -----	21	16 046	2 219	607	151
7536	Automotive glass replacement shops -----	56	13 127	3 149	700	169
7537	Automotive transmission repair shops -----	52	12 155	3 523	862	205
7539	Automotive repair shops, n.e.c. -----	126	25 543	6 418	1 547	422
7539 pt.	Radiator repair -----	33	4 156	1 003	222	74
7539 pt.	Brake, front end, and wheel alignment -----	37	8 080	1 855	450	128
7539 pt.	Automotive electrical and fuel system services -----	47	10 957	2 968	740	181
7539 pt.	Carburetor repair shops -----	10	4 053	1 147	307	56
7539 pt.	Automotive electrical repair shops -----	37	6 904	1 821	433	125
7539 pt.	Other automotive repair shops, n.e.c. -----	9	2 350	592	135	39
754	Automotive services, except repair -----	124	(D)	(D)	(D)	FF
7542	Carwashes -----	61	(D)	(D)	(D)	EE
7549	Automotive services, except repair and carwashes -----	63	14 086	3 650	971	332
7549 pt.	Lubrication shops -----	40	8 405	2 479	672	240
7549 pt.	Other automotive services -----	23	5 681	1 171	299	92
7549 pt.	Towing services -----	21	(D)	(D)	(D)	BB
7549 pt.	Other automotive services, n.e.c. -----	2	(D)	(D)	(D)	AA

Table 1a. Summary Statistics for Firms Subject to Federal Income Tax for the State: 1992—Con.

[Includes only establishments with payroll. For meaning of abbreviations and symbols, see introductory text. For explanation of terms and comparability of 1987 and 1992 censuses, see appendix A]

SIC code	Kind of business or operation	Establishments (number)	Receipts (\$1,000)	Annual payroll (\$1,000)	First-quarter payroll (\$1,000)	Paid employees for pay period including March 12 (number)
76	Miscellaneous repair services -----	710	210 612	55 805	13 043	3 434
762	Electrical repair shops -----	218	68 214	19 230	4 614	1 097
7622	Radio and television repair shops -----	58	14 224	3 389	836	218
7623, 9	Other electrical and electronic repair shops -----	160	53 990	15 841	3 778	879
7623	Refrigeration and air-conditioning service and repair shops -----	54	16 476	3 375	741	191
7629	Electrical and electronic repair shops, n.e.c. -----	106	37 514	12 466	3 037	688
763	Watch, clock, and jewelry repair -----	5	338	99	21	9
764	Reupholstery and furniture repair -----	48	5 859	1 837	313	146
769	Miscellaneous repair and related services -----	439	136 201	34 639	8 095	2 182
7692	Welding repair -----	97	20 913	6 359	1 455	565
7694	Armature rewinding shops -----	25	16 160	5 002	1 164	247
7699	Repair shops and related services, n.e.c. -----	317	99 128	23 278	5 476	1 370
7699 pt.	Farm machinery and equipment repair -----	25	4 692	1 193	297	78
7699 pt.	Lawnmower and other small gasoline engine repair -----	50	8 644	1 509	342	112
7699 pt.	Sewer and septic tank cleaning services -----	13	2 630	802	187	38
7699 pt.	Other repair and related services, n.e.c. -----	229	83 162	19 774	4 650	1 142
78, 79, 84	Amusement and recreation services, including motion pictures and museums -----	739	295 293	68 095	9 063	4 781
781, 2	Motion picture production, distribution, and services -----	15	4 023	1 176	287	47
7812 pt.	Motion picture production, except for television -----	6	1 862	472	112	23
7812 pt.	Motion picture and tape production for television -----	5	1 573	544	143	16
7819	Services allied to motion picture production -----	1	(D)	(D)	(D)	AA
7822 pt.	Motion picture film and tape distributors -----	2	(D)	(D)	(D)	AA
7822 pt.	Motion picture film exchanges -----	1	(D)	(D)	(D)	AA
7822 pt.	Video tape wholesalers -----	1	(D)	(D)	(D)	AA
7822 pt.	Film and tape distribution for television -----	1	(D)	(D)	(D)	AA
7829	Services allied to motion picture distribution -----	-	-	-	-	-
783	Motion picture theaters -----	52	26 884	4 099	961	548
7832	Motion picture theaters, except drive-in -----	50	(D)	(D)	(D)	FF
7833	Drive-in motion picture theaters -----	2	(D)	(D)	(D)	AA
784	Video tape rental -----	242	41 197	8 168	1 958	1 239
792	Theatrical producers (except motion picture), bands, orchestras, and entertainers -----	11	1 751	310	24	14
7922	Theatrical producers (except motion picture) and miscellaneous theatrical services -----	2	(D)	(D)	(D)	AA
7922 pt.	Producers of live theatrical productions -----	-	-	-	-	-
7922 pt.	Producers of radio and television shows, except tape producers -----	-	-	-	-	-
7922 pt.	Artists' and entertainers' managers or agents, concert bureaus, booking agents -----	2	(D)	(D)	(D)	AA
7922 pt.	Other theatrical services -----	-	-	-	-	-
7929	Bands, orchestras, actors, and other entertainers and entertainment groups -----	9	(D)	(D)	(D)	AA
7929 pt.	Dance groups and artists -----	-	-	-	-	-
7929 pt.	Symphony orchestras, opera companies, and chamber music organizations -----	-	-	-	-	-
7929 pt.	Other music and entertainment presentations -----	9	(D)	(D)	(D)	AA
7929 pt.	Other music groups and artists -----	3	(D)	(D)	(D)	AA
7929 pt.	Other entertainers and entertainment groups -----	6	1 410	103	21	9
793	Bowling centers -----	25	8 327	2 266	557	273
79 ex. 792, 3, 84	Commercial sports and other amusement and recreation services, including museums -----	394	213 111	52 076	5 276	2 660
794	Commercial sports -----	13	2 968	641	124	63
7941	Professional sports clubs, managers, promoters -----	3	(D)	(D)	(D)	AA
7941 pt.	Baseball clubs -----	1	(D)	(D)	(D)	AA
7941 pt.	Football clubs -----	-	-	-	-	-
7941 pt.	Other professional sports clubs -----	1	(D)	(D)	(D)	AA
7941 pt.	Managers and promoters -----	1	(D)	(D)	(D)	AA
7948	Racing, including track operation -----	10	(D)	(D)	(D)	BB
7948 pt.	Auto racetrack operation -----	5	896	98	11	26
7948 pt.	Horse racetrack operation -----	-	-	-	-	-
7948 pt.	Dog racetrack operation -----	-	-	-	-	-
7948 pt.	Racing stables and racing, n.e.c. -----	5	(D)	(D)	(D)	BB
79 ex. 792, 3, 4, 84	Other amusement and recreation services, including museums -----	381	210 143	51 435	5 152	2 597
791	Dance studios, schools, and halls -----	35	2 251	591	185	112
7911	Physical fitness facilities -----	46	9 266	2 266	495	299
7911 pt.	Physical fitness centers, except gymnasiums and athletic clubs -----	35	7 552	1 748	368	233
7911 pt.	Gymnasiums and athletic clubs -----	11	1 714	518	127	66
7912	Public golf courses -----	17	7 740	2 006	437	176
7913	Coin-operated amusement devices -----	60	15 306	2 743	706	263
7916	Amusement parks -----	12	3 785	1 235	137	134
7917	Membership sports and recreation clubs -----	84	31 628	10 435	2 309	832
7919, 84	Amusement and recreation services, including museums, n.e.c. -----	127	140 167	32 159	883	781
7919 pt.	Concession operators of amusement devices and rides -----	3	(D)	(D)	(D)	AA
7919 pt.	Carnivals, circuses, and fairs -----	1	(D)	(D)	(D)	BB
7919 pt.	Carnivals and circuses -----	-	-	-	-	-
7919 pt.	Fairs -----	1	(D)	(D)	(D)	BB
7919 pt., 84	Other recreation and amusements, including museums -----	123	(D)	(D)	(D)	FF
84	Museums, art galleries, and botanical and zoological gardens -----	3	(D)	(D)	(D)	CC
841	Museums and art galleries -----	3	(D)	(D)	(D)	CC
842	Arboreta and botanical or zoological gardens -----	-	-	-	-	-
7999 pt.	Roller skating rinks -----	25	2 716	693	172	190
7999 pt.	Ice skating rinks -----	1	(D)	(D)	(D)	AA
7999 pt.	Other amusement and recreation services, n.e.c. -----	94	125 678	29 966	438	391

Table 1a. Summary Statistics for Firms Subject to Federal Income Tax for the State: 1992—Con.

[Includes only establishments with payroll. For meaning of abbreviations and symbols, see introductory text. For explanation of terms and comparability of 1987 and 1992 censuses, see appendix A]

SIC code	Kind of business or operation	Establishments (number)	Receipts (\$1,000)	Annual payroll (\$1,000)	First-quarter payroll (\$1,000)	Paid employees for pay period including March 12 (number)
80	Health services	3 086	2 083 602	879 347	188 234	36 832
801	Offices and clinics of doctors of medicine	1 458	968 510	454 512	88 219	10 101
8011 pt.	Offices of doctors of medicine	1 419	934 900	442 938	85 358	9 742
8011 pt.	General medical clinics	39	33 610	11 574	2 861	359
802	Offices and clinics of dentists	784	198 070	65 398	14 140	3 229
8021 pt.	Offices of dentists	778	196 695	64 942	14 056	3 204
8021 pt.	Dental clinics	6	1 375	456	84	25
803	Offices and clinics of doctors of osteopathy	20	8 865	3 634	807	154
8031 pt.	Offices of osteopathic physicians	20	8 865	3 634	807	154
8031 pt.	Osteopathic clinics	-	-	-	-	-
804	Offices and clinics of other health practitioners	381	86 946	26 940	6 091	1 507
8041	Offices and clinics of chiropractors	113	19 203	5 165	1 133	354
8042	Offices and clinics of optometrists	148	37 655	8 758	2 123	545
8043	Offices and clinics of podiatrists	18	3 801	891	198	68
8049	Offices and clinics of health practitioners, n.e.c.	102	26 287	12 126	2 637	540
805	Nursing and personal care facilities	157	299 894	139 866	33 269	12 079
8051	Skilled nursing care facilities	126	247 936	118 500	28 060	10 010
8052	Intermediate care facilities	17	45 509	18 395	4 495	1 766
8059	Nursing and personal care facilities, n.e.c.	14	6 449	2 971	714	303
806	Hospitals	21	284 208	94 735	23 676	4 638
8062	General medical and surgical hospitals	14	218 563	73 078	18 402	3 668
8063, 9	Specialty hospitals	7	65 645	21 657	5 274	970
8063	Psychiatric hospitals	6	(D)	(D)	(D)	FF
8069	Specialty hospitals, except psychiatric	1	(D)	(D)	(D)	CC
807, 8, 9	Other health services	265	237 109	94 262	22 032	5 124
807	Medical and dental laboratories	106	75 677	22 757	5 460	1 123
8071	Medical laboratories	55	65 122	18 619	4 493	886
8072	Dental laboratories	51	10 555	4 138	967	237
808	Home health care services	92	108 658	50 324	11 430	2 874
809	Miscellaneous health and allied services, n.e.c.	67	52 774	21 181	5 142	1 127
8092	Kidney dialysis centers	13	15 700	4 856	1 133	192
8093	Specialty outpatient facilities, n.e.c.	27	26 730	12 883	3 096	730
8099	Health and allied services, n.e.c.	27	10 344	3 442	913	205
81	Legal services	1 359	504 498	155 381	33 793	5 534
823, 4, 9	Selected educational services	54	19 003	8 039	2 141	581
823	Libraries	1	(D)	(D)	(D)	AA
824	Vocational schools	20	14 572	6 542	1 780	398
8243	Data processing schools	3	(D)	(D)	(D)	AA
8244	Business and secretarial schools	11	7 404	3 291	908	216
8249	Vocational schools, n.e.c.	6	(D)	(D)	(D)	CC
829	Schools and educational services, n.e.c.	33	(D)	(D)	(D)	CC
83	Social services	578	73 715	29 902	7 139	3 475
835	Child day care services	433	35 232	15 123	3 629	2 200
832, 3, 6, 9	Other social services	145	38 483	14 779	3 510	1 275
832	Individual and family social services	23	1 746	411	81	33
833	Job training and vocational rehabilitation services	40	20 629	9 025	2 276	686
836	Residential care	57	9 700	3 751	811	411
839	Social services, n.e.c.	25	6 408	1 592	342	145
87 ex. 8733	Engineering, accounting, research, management, and related services (except noncommercial research organizations)	1 311	576 697	237 300	54 753	9 747
871	Engineering, architectural, and surveying services	413	217 051	94 984	20 794	3 415
8711	Engineering services	236	160 244	70 943	15 568	2 446
8712	Architectural services	94	37 136	14 821	3 282	503
8713	Surveying services	83	19 671	9 220	1 944	466
872	Accounting, auditing, and bookkeeping services	570	164 241	67 426	16 702	3 366
873 ex. 8733	Research, development, and testing services (except noncommercial research organizations)	66	26 173	11 441	2 519	448
8731	Commercial physical and biological research	21	10 074	4 103	950	119
8731 pt.	Commercial physical research	16	9 292	3 959	939	113
8731 pt.	Commercial medical and biological research	5	782	144	11	6
8732	Commercial economic, sociological, and educational research	11	4 500	2 481	564	106
8734	Testing laboratories	34	11 599	4 857	1 005	223
874	Management and public relations services	262	169 232	63 449	14 738	2 518
8741	Management services	99	60 209	25 877	5 922	970
8742	Management consulting services	89	21 077	8 430	1 930	449
8743	Public relations services	1	(D)	(D)	(D)	AA
8744	Facilities support management services	18	81 240	26 916	6 412	991
8748	Business consulting services, n.e.c.	55	(D)	(D)	(D)	CC
89	Services, n.e.c.	52	17 558	7 533	2 051	366
8999 pt.	Scientific and related consulting services, except environmental	24	9 472	3 638	839	80
8999 pt.	Other services	28	8 086	3 895	1 212	286
8999 pt.	Environmental consulting	9	2 453	1 195	222	39
8999 pt.	Authors, composers, and other arts-related services	4	688	359	57	11
8999 pt.	Other services, n.e.c.	15	4 945	2 341	933	236

Table 1b. Summary Statistics for Firms Exempt From Federal Income Tax for the State: 1992

[Includes only establishments with payroll. For meaning of abbreviations and symbols, see introductory text. For explanation of terms and comparability of 1987 and 1992 censuses, see appendix A]

SIC code	Kind of business or operation	Establishments (number)	Revenue (\$1,000)	Annual payroll (\$1,000)	First-quarter payroll (\$1,000)	Paid employees for pay period including March 12 (number)
	Total	1 642	2 961 428	1 218 814	293 919	60 941
7032, 704	Camps and membership lodging	38	7 957	1 755	392	199
7032	Sporting and recreational camps	12	2 550	791	143	76
704	Organization hotels and lodging houses, on membership basis	26	5 407	964	249	123
792, 7991 pt., 7997, 7999 pt., 84	Selected amusement, recreation, and related services	121	42 238	14 699	3 218	1 266
792	Theatrical producers (except motion picture), bands, orchestras, and entertainers	11	2 928	1 243	354	91
7922	Theatrical producers (except motion picture) and miscellaneous theatrical services	7	1 362	433	130	33
7922 pt.	Producers of live theatrical productions	5	(D)	(D)	(D)	BB
7922 pt.	Producers of radio and television shows, except tape	1	(D)	(D)	(D)	AA
7922 pt.	Artists' and entertainers' managers or agents, concert bureaus, booking agents	—	—	—	—	—
7922 pt.	Other theatrical services	1	(D)	(D)	(D)	AA
7929	Bands, orchestras, actors, and other entertainers and entertainment groups	4	1 566	810	224	58
7929 pt.	Dance groups and artists	1	(D)	(D)	(D)	AA
7929 pt.	Symphony orchestras, opera companies, and chamber music organizations	2	(D)	(D)	(D)	BB
7929 pt.	Other music groups and artists	1	(D)	(D)	(D)	AA
7929 pt.	Other entertainers and entertainment groups	—	—	—	—	—
7991 pt., 7997	Gymnasiums, athletic clubs, and membership sports and recreation clubs	92	34 013	11 773	2 516	992
7991 pt.	Gymnasiums and athletic clubs	3	(D)	(D)	(D)	BB
7997	Membership sports and recreation clubs	89	(D)	(D)	(D)	FF
7999 pt.	Fairs	4	1 166	160	14	36
84	Museums, art galleries, and botanical and zoological gardens	14	4 131	1 523	334	147
841	Museums and art galleries	11	(D)	(D)	(D)	BB
842	Arboreta and botanical or zoological gardens	3	(D)	(D)	(D)	BB
8011 pt.; 8021 pt.; 805, 6, 8, 9	Selected health services	223	2 521 434	1 078 094	260 986	49 111
8011 pt., 8021 pt.	Clinics of doctors of medicine and dentists	45	43 767	17 579	4 198	811
8011 pt.	General medical clinics	45	43 767	17 579	4 198	811
8021 pt.	Dental clinics	—	—	—	—	—
805	Nursing and personal care facilities	16	33 649	17 529	3 966	1 255
8051	Skilled nursing care facilities	11	24 466	12 371	2 899	1 029
8052	Intermediate care facilities	2	(D)	(D)	(D)	BB
8059	Nursing and personal care facilities, n.e.c.	3	(D)	(D)	(D)	CC
806	Hospitals	97	2 343 484	998 245	242 323	44 958
8062	General medical and surgical hospitals	94	2 239 209	934 333	226 349	41 388
8062 pt.	General medical and surgical hospitals, nongovernment	28	885 180	326 068	77 641	15 665
8062 pt.	General medical and surgical hospitals, government	66	1 354 029	608 265	148 708	25 723
8063, 9	Specialty hospitals	3	104 275	63 912	15 974	3 570
8063	Psychiatric hospitals	2	(D)	(D)	(D)	HH
8063 pt.	Psychiatric hospitals, nongovernment	—	—	—	—	—
8063 pt.	Psychiatric hospitals, government	2	(D)	(D)	(D)	HH
8069	Specialty hospitals, except psychiatric	1	(D)	(D)	(D)	FF
8069 pt.	Specialty hospitals, except psychiatric; nongovernment	1	(D)	(D)	(D)	FF
8069 pt.	Specialty hospitals, except psychiatric; government	—	—	—	—	—
808, 9	Other health services	65	100 534	44 741	10 499	2 087
808	Home health care services	12	44 129	24 894	5 557	1 135
809	Miscellaneous health and allied services, n.e.c.	53	56 405	19 847	4 942	952
8092	Kidney dialysis centers	21	(D)	(D)	(D)	EE
8093	Specialty outpatient facilities, n.e.c.	24	12 243	6 083	1 474	367
8099	Health and allied services, n.e.c.	8	(D)	(D)	(D)	EE
8111 pt.	Legal aid societies and similar legal services	27	9 361	3 521	745	177
823, 4, 9	Selected educational services	25	1 884	844	195	74
823	Libraries	14	890	398	106	47
824	Vocational schools	—	—	—	—	—
8243	Data processing schools	—	—	—	—	—
8244	Business and secretarial schools	—	—	—	—	—
8249	Vocational schools, n.e.c.	—	—	—	—	—
829	Schools and educational services, n.e.c.	11	994	446	89	27
83	Social services	571	222 089	75 086	17 561	7 012
835	Child day care services	158	58 001	20 644	5 190	2 192
832, 3, 6, 9	Other social services	413	164 088	54 442	12 371	4 820
832	Individual and family social services	174	57 102	22 794	5 292	1 903
833	Job training and vocational rehabilitation services	60	27 089	8 058	1 762	1 231
836	Residential care	63	23 192	8 031	1 897	770
839	Social services, n.e.c.	116	56 705	15 559	3 420	916
861, 2, 4, 9	Selected membership organizations	598	129 444	35 518	8 620	2 723
861	Business associations	154	33 836	9 906	2 490	474
864	Civic, social, and fraternal associations	284	57 263	14 012	3 327	1 604
862, 9	Other membership organizations	160	38 345	11 600	2 803	645
862	Professional membership organizations	39	18 990	6 880	1 692	277
869	Membership organizations, n.e.c.	121	19 355	4 720	1 111	368

Table 1b. Summary Statistics for Firms Exempt From Federal Income Tax for the State: 1992—Con.

[Includes only establishments with payroll. For meaning of abbreviations and symbols, see introductory text. For explanation of terms and comparability of 1987 and 1992 censuses, see appendix A]

SIC code	Kind of business or operation	Establishments (number)	Revenue (\$1,000)	Annual payroll (\$1,000)	First-quarter payroll (\$1,000)	Paid employees for pay period including March 12 (number)
873, 4 ex. 8744	Research, testing, and consulting services, except facilities support management services -----	39	27 021	9 297	2 202	379
873	Research, development, and testing services -----	19	15 132	7 554	1 819	277
8731	Commercial physical and biological research -----	4	9 937	5 269	1 124	188
8732	Commercial economic, sociological, and educational research -----	3	(D)	(D)	(D)	AA
8733	Noncommercial research organizations -----	9	4 373	1 749	542	68
8734	Testing laboratories -----	3	(D)	(D)	(D)	AA
874 ex. 8744	Management and public relations services, except facilities support management services -----	20	11 889	1 743	383	102
8741	Management services -----	4	(D)	(D)	(D)	AA
8742	Management consulting services -----	2	(D)	(D)	(D)	AA
8743	Public relations services -----	3	(D)	(D)	(D)	AA
8748	Business consulting services, n.e.c. -----	11	3 752	1 503	333	90

Table 2a. Selected Ratios for Firms Subject to Federal Income Tax for the State: 1992

[Includes only establishments with payroll. For meaning of abbreviations and symbols, see introductory text. For explanation of terms and comparability of 1987 and 1992 censuses, see appendix A]

SIC code	Kind of business or operation	Receipts		Annual payroll per employee ¹ (dollars)	Employees per establishment ¹ (number)
		Per establishment (dollars)	Per employee ¹ (dollars)		
	Total -----	429 803	50 704	18 399	8
70 ex. 704	Hotels, rooming houses, camps, and other lodging places (except membership lodging) -----	613 380	33 837	8 429	18
7011	Hotels and motels -----	656 617	33 769	8 421	19
7011 pt.	Hotels -----	855 820	29 811	8 129	29
7011 pt.	Hotels, 25 guestrooms or more -----	1 069 279	30 271	8 249	35
7011 pt.	Hotels, less than 25 guestrooms -----	164 619	22 595	6 235	7
7011 pt.	Motels, motor hotels, and tourist courts -----	590 710	36 065	8 591	16
7011 pt.	Motels, tourist courts -----	472 203	35 799	8 185	13
7011 pt.	Motor hotels -----	1 311 105	36 661	9 500	36
702, 3	Other lodging places -----	158 118	37 076	8 793	4
702	Rooming and boarding houses -----	118 091	30 929	6 643	4
703	Camps and recreational vehicle parks -----	177 261	39 583	9 670	4
72	Personal services -----	195 650	33 025	10 480	6
721	Laundry, cleaning, and garment services -----	243 434	30 180	10 580	8
7211	Power laundries, family and commercial* -----	324 200	24 194	9 825	13
7213	Linen supply* -----	2 177 200	47 746	16 768	46
7215	Coin-operated laundries and drycleaning -----	97 198	34 063	6 716	3
7216	Drycleaning plants, except rug cleaning* -----	206 885	24 089	9 483	9
7217	Carpet and upholstery cleaning -----	173 304	29 201	9 352	6
7218	Industrial laundriers* -----	2 000 308	44 375	14 809	45
7212, 9	Other laundry, cleaning, and garment services* -----	114 477	30 713	10 921	4
7212	Garment pressing, and agents for laundries and drycleaners -----	175 652	33 388	12 339	5
7219	Laundry and garment services, n.e.c.* -----	47 476	23 186	6 930	2
722	Photographic studios, portrait -----	251 465	48 817	10 553	5
723, 4	Beauty and barber shops -----	87 730	25 227	10 056	3
723	Beauty shops -----	89 360	25 186	10 037	4
724	Barber shops -----	65 765	26 000	10 407	3
725	Shoe repair shops and shoeshine parlors -----	107 292	51 500	8 880	2
726	Funeral service and crematories -----	350 988	60 490	16 581	6
729	Miscellaneous personal services -----	127 737	15 503	4 259	8
7291	Tax return preparation services -----	112 432	9 899	2 879	11
7299	Miscellaneous personal services, n.e.c. -----	142 151	26 809	7 042	5
73	Business services -----	488 662	34 796	14 132	14
731	Advertising -----	672 636	88 744	26 513	8
7311	Advertising agencies -----	433 833	85 545	30 962	5
7312	Outdoor advertising services -----	1 825 667	113 513	26 466	16
7313	Radio, television, publishers' advertising representatives -----	678 320	69 216	22 645	10
7319	Advertising, n.e.c. -----	233 889	131 563	27 063	2
732	Consumer credit reporting agencies, mercantile reporting agencies, and adjustment and collection agencies -----	371 810	48 390	15 446	8
7322	Adjustment and collection services -----	258 667	42 772	14 512	6
7323	Credit reporting services -----	817 313	57 863	17 022	14
733	Mailing, reproduction, commercial art and photography, and stenographic services -----	343 200	70 041	16 929	5
7331	Direct mail advertising services -----	1 435 375	88 331	20 446	16
7334	Photocopying and duplicating services -----	448 882	63 066	16 066	7
7335, 6	Commercial photography, art, and graphics -----	210 385	71 039	15 597	3
7335	Commercial photography -----	251 889	107 952	19 000	2
7336	Commercial art and graphic design -----	188 412	57 196	14 321	3
7338	Secretarial and court reporting services -----	99 034	44 875	13 016	2
734	Services to dwellings and other buildings -----	203 800	20 744	8 161	10
7342	Disinfecting and pest control services -----	258 689	46 128	16 854	6
7349	Building cleaning and maintenance services, n.e.c. -----	173 489	14 275	5 946	12

See footnotes at end of table.

Table 2a. **Selected Ratios for Firms Subject to Federal Income Tax for the State: 1992** — Con.

[Includes only establishments with payroll. For meaning of abbreviations and symbols, see introductory text. For explanation of terms and comparability of 1987 and 1992 censuses, see appendix A]

SIC code	Kind of business or operation	Receipts		Annual payroll per employee ¹ (dollars)	Employees per establishment ¹ (number)
		Per establishment (dollars)	Per employee ¹ (dollars)		
73	Business services—Con.				
735	Miscellaneous equipment rental and leasing -----	451 690	75 020	18 635	6
7352	Medical equipment rental and leasing -----	492 643	89 571	18 208	6
7353	Heavy construction equipment rental and leasing -----	482 056	74 162	19 137	7
7359	Equipment rental and leasing, n.e.c. -----	442 917	73 188	18 641	6
736	Personnel supply services -----	1 220 971	19 786	14 050	62
7361	Employment agencies -----	339 340	34 899	9 928	10
7363	Help supply services -----	1 676 319	18 929	14 283	89
7363 pt.	Temporary help supply -----	1 060 515	12 571	9 193	84
7363 pt.	Help supply, except temporary -----	3 302 040	33 140	25 661	100
737	Computer programming, data processing, and other computer related services -----	763 056	110 667	28 774	7
7371, 2, 3	Computer programming, prepackaged software, and integrated systems -----	451 970	79 572	30 153	6
7371	Computer programming services -----	395 969	66 689	28 992	6
7372	Prepackaged software -----	512 111	115 225	40 913	4
7373	Computer integrated systems -----	590 944	98 491	26 289	6
7374, 5, 6	Data processing services -----	(D)	(D)	(D)	(D)
7374, 5	Computer processing, information retrieval -----	2 484 440	230 896	25 435	11
7376, 5	Computer facilities management services -----	(D)	(D)	(D)	(D)
7377, 8, 9	Computer rental and leasing, maintenance, and related services, n.e.c. -----	(D)	(D)	(D)	(D)
7377	Computer rental and leasing -----	(D)	(D)	(D)	(D)
7378	Computer maintenance and repair -----	(D)	(D)	(D)	(D)
7379	Computer related services, n.e.c. -----	811 800	45 100	30 144	18
738	Miscellaneous business services -----	451 283	31 788	12 593	14
7381, 2	Detective agencies and protective services -----	451 009	16 453	10 171	27
7381	Detective, guard, and armored car services -----	460 920	15 379	9 978	30
7382	Security systems services -----	380 214	41 586	14 695	9
7383	News syndicates -----	(D)	(D)	(D)	(D)
7384	Photofinishing laboratories* -----	931 370	61 185	18 005	15
7389	Business services, n.e.c. -----	(D)	(D)	(D)	(D)
7389 pt.	Sign painting shops -----	160 385	59 571	12 457	2
7389 pt.	Interior designing -----	233 750	95 085	9 407	9
7389 pt.	Telephone answering services -----	238 308	26 479	11 077	9
7389 pt.	Other business services -----	(D)	(D)	(D)	(D)
75	Automotive repair, services, and parking -----	286 642	73 549	15 602	4
751	Automotive rental and leasing, without drivers -----	883 137	135 101	16 960	7
7513	Truck rental and leasing, without drivers -----	1 193 741	164 025	20 076	7
7514, 5	Passenger car rental and leasing -----	510 324	85 439	11 475	6
7514	Passenger car rental -----	(D)	(D)	(D)	(D)
7515	Passenger car leasing -----	(D)	(D)	(D)	(D)
7519	Utility trailer and recreational vehicle rental -----	138 500	79 143	15 143	2
752	Automobile parking -----	(D)	(D)	(D)	(D)
753	Automotive repair shops -----	253 514	71 487	16 553	4
7532	Top, body, and upholstery repair shops and paint shops -----	293 317	68 674	17 494	4
7532 pt.	Top and body repair shops -----	307 888	68 390	17 567	5
7532 pt.	Paint shops -----	142 360	75 723	15 681	2
7538	General automotive repair shops -----	236 871	74 381	16 267	3
7538 pt.	General automotive repair shops, except diesel -----	187 989	66 965	15 324	3
7538 pt.	Diesel repair shops -----	592 625	99 927	19 515	6
7533, 4, 6, 7, 9	Other automotive repair shops -----	249 019	69 599	16 010	4
7533	Automotive exhaust system repair shops -----	185 415	63 400	15 058	3
7534	Tire retreading and repair shops -----	764 095	106 265	14 695	7
7536	Automotive glass replacement shops -----	234 411	77 675	18 633	3
7537	Automotive transmission repair shops -----	233 750	59 293	17 185	4
7539	Automotive repair shops, n.e.c. -----	202 722	60 528	15 209	3
7539 pt.	Radiator repair -----	125 939	56 162	13 554	2
7539 pt.	Brake, front end, and wheel alignment -----	218 378	63 125	14 492	3
7539 pt.	Automotive electrical and fuel system services -----	233 128	60 536	16 398	4
7539 pt.	Other automotive repair shops, n.e.c. -----	261 111	60 256	15 179	4
754	Automotive services, except repair -----	(D)	(D)	(D)	(D)
7542	Carwashes -----	(D)	(D)	(D)	(D)
7549	Automotive services, except repair and carwashes -----	223 587	42 428	10 994	5
76	Miscellaneous repair services -----	296 637	61 331	16 251	5
762	Electrical repair shops -----	312 908	62 182	17 530	5
7622	Radio and television repair shops -----	245 241	65 248	15 546	4
7623, 9	Other electrical and electronic repair shops -----	337 438	61 422	18 022	5
7623	Refrigeration and air-conditioning service and repair shops -----	305 111	86 262	17 670	4
7629	Electrical and electronic repair shops, n.e.c. -----	353 906	54 526	18 119	6
763	Watch, clock, and jewelry repair -----	67 600	37 556	11 000	2
764	Reupholstery and furniture repair -----	122 063	40 130	12 582	3
769	Miscellaneous repair and related services -----	310 253	62 420	15 875	5
7692	Welding repair -----	215 598	37 014	11 255	6
7694	Armature rewinding shops -----	646 400	65 425	20 251	10
7699	Repair shops and related services, n.e.c. -----	312 707	72 356	16 991	4
78, 79, 84	Amusement and recreation services, including motion pictures and museums -----	399 585	61 764	14 243	6
781, 2	Motion picture production, distribution, and services -----	268 200	85 596	25 021	3
783	Motion picture theaters -----	517 000	49 058	7 480	11
7832	Motion picture theaters, except drive-in -----	(D)	(D)	(D)	(D)
7833	Drive-in motion picture theaters -----	(D)	(D)	(D)	(D)
784	Video tape rental -----	170 236	33 250	6 592	5

See footnotes at end of table.

SERVICE INDUSTRIES—GEOGRAPHIC AREA SERIES

MISSISSIPPI MS-13

Table 2a. Selected Ratios for Firms Subject to Federal Income Tax for the State: 1992 — Con.

[Includes only establishments with payroll. For meaning of abbreviations and symbols, see introductory text. For explanation of terms and comparability of 1987 and 1992 censuses, see appendix A]

SIC code	Kind of business or operation	Receipts		Annual payroll per employee ¹ (dollars)	Employees per establishment ¹ (number)
		Per establishment (dollars)	Per employee ¹ (dollars)		
78, 79, 84	Amusement and recreation services, including motion pictures and museums—Con.				
792	Theatrical producers (except motion picture), bands, orchestras, and entertainers -----	159 182	125 071	22 143	1
7922	Theatrical producers (except motion picture) and miscellaneous theatrical services -----	(D)	(D)	(D)	(D)
7929	Bands, orchestras, actors, and other entertainers and entertainment groups -----	(D)	(D)	(D)	(D)
793	Bowling centers -----	333 080	30 502	8 300	11
79 ex. 792, 3, 84	Commercial sports and other amusement and recreation services, including museums -----	540 891	80 117	19 577	7
794	Commercial sports -----	228 308	47 111	10 175	5
7941	Professional sports clubs, managers, promoters -----	(D)	(D)	(D)	(D)
7948	Racing, including track operation -----	(D)	(D)	(D)	(D)
79 ex. 792, 3, 4, 84	Other amusement and recreation services, including museums -----	551 556	80 918	19 806	7
791	Dance studios, schools, and halls -----	64 314	20 098	5 277	3
7991	Physical fitness facilities -----	201 435	30 990	7 579	7
7992	Public golf courses -----	455 294	43 977	11 398	10
7993	Coin-operated amusement devices -----	255 100	58 198	10 430	4
7996	Amusement parks -----	315 417	28 246	9 216	11
7997	Membership sports and recreation clubs -----	376 524	38 014	12 542	10
7999, 84	Amusement and recreation services, including museums, n.e.c. -----	1 103 677	179 471	41 177	6
7999 pt.	Concession operators of amusement devices and rides -----	(D)	(D)	(D)	(D)
7999 pt.	Carnivals, circuses, and fairs -----	(D)	(D)	(D)	(D)
7999 pt., 84	Other recreation and amusements, including museums -----	(D)	(D)	(D)	(D)
80	Health services -----	675 179	56 570	23 875	12
801	Offices and clinics of doctors of medicine -----	664 273	95 883	44 997	7
8011 pt.	Offices of doctors of medicine -----	658 844	95 966	45 467	7
8011 pt.	General medical clinics -----	861 795	93 621	32 240	9
802	Offices and clinics of dentists -----	252 640	61 341	20 253	4
803	Offices and clinics of doctors of osteopathy -----	443 250	57 565	23 597	8
804	Offices and clinics of other health practitioners -----	228 205	57 695	17 877	4
8041	Offices and clinics of chiropractors -----	169 938	54 246	14 590	3
8042	Offices and clinics of optometrists -----	254 426	69 092	16 070	4
8043	Offices and clinics of podiatrists -----	211 167	55 897	13 103	4
8049	Offices and clinics of health practitioners, n.e.c. -----	257 716	48 680	22 456	5
805	Nursing and personal care facilities -----	1 910 153	24 828	11 579	77
8051	Skilled nursing care facilities -----	1 967 746	24 769	11 838	79
8052	Intermediate care facilities -----	2 677 000	25 770	10 416	104
8059	Nursing and personal care facilities, n.e.c. -----	460 643	21 284	9 805	22
806	Hospitals -----	13 533 714	61 278	20 426	221
8062	General medical and surgical hospitals -----	15 611 643	59 586	19 923	262
8063, 9	Specialty hospitals -----	9 377 857	67 675	22 327	139
807, 8, 9	Other health services -----	894 751	46 274	18 396	19
807	Medical and dental laboratories -----	713 934	67 388	20 264	11
8071	Medical laboratories -----	1 184 036	73 501	21 015	16
8072	Dental laboratories -----	206 961	44 536	17 460	5
808	Home health care services -----	1 181 065	37 807	17 510	31
809	Miscellaneous health and allied services, n.e.c. -----	787 672	46 827	18 794	17
8092	Kidney dialysis centers -----	1 207 692	81 771	25 292	15
8093	Specialty outpatient facilities, n.e.c. -----	990 000	36 616	17 648	27
8099	Health and allied services, n.e.c. -----	383 111	50 459	16 790	8
81	Legal services -----	371 227	91 163	28 078	4
823, 4, 9	Selected educational services -----	351 907	32 707	13 836	11
823	Libraries -----	(D)	(D)	(D)	(D)
824	Vocational schools -----	728 600	36 613	16 437	20
829	Schools and educational services, n.e.c. -----	(D)	(D)	(D)	(D)
83	Social services -----	127 535	21 213	8 605	6
835	Child day care services -----	81 367	16 015	6 874	5
832, 3, 6, 9	Other social services -----	265 400	30 183	11 591	9
87 ex. 8733	Engineering, accounting, research, management, and related services (except noncommercial research organizations) -----	439 891	59 167	24 346	7
871	Engineering, architectural, and surveying services -----	525 547	63 558	27 814	8
8711	Engineering services -----	679 000	65 513	29 004	10
8712	Architectural services -----	395 064	73 829	29 465	5
8713	Surveying services -----	237 000	42 212	19 785	6
872	Accounting, auditing, and bookkeeping services -----	288 142	48 794	20 031	6
873 ex. 8733	Research, development, and testing services (except noncommercial research organizations) -----	396 561	58 422	25 538	7
8731	Commercial physical and biological research -----	479 714	84 655	34 479	6
8732	Commercial economic, sociological, and educational research -----	409 091	42 453	23 406	10
8734	Testing laboratories -----	341 147	52 013	21 780	7
874	Management and public relations services -----	645 924	67 209	25 198	10
8741	Management services -----	608 172	62 071	26 677	10
8742	Management consulting services -----	236 820	46 942	18 775	5
8743	Public relations services -----	(D)	(D)	(D)	(D)
8744	Facilities support management services -----	4 513 333	81 978	27 160	55
8748	Business consulting services, n.e.c. -----	(D)	(D)	(D)	(D)
89	Services, n.e.c. -----	337 654	47 973	20 582	7

¹Based on number of employees for pay period including March 12.

Table 2b. Selected Ratios for Firms Exempt From Federal Income Tax for the State: 1992

[Includes only establishments with payroll. For meaning of abbreviations and symbols, see introductory text. For explanation of terms and comparability of 1987 and 1992 censuses, see appendix A]

SIC code	Kind of business or operation	Revenue		Expenses		Annual payroll per employee ¹ (dollars)	Employees per establishment ¹ (number)
		Per establishment (dollars)	Per employee ¹ (dollars)	Per establishment (dollars)	Per employee ¹ (dollars)		
	Total	1 803 549	48 595	1 680 690	45 285	20 000	37
7032, 704	Camps and membership lodging	209 395	39 985	196 816	37 583	8 819	5
792, 7991 pt., 7997, 7999 pt., 84	Selected amusement, recreation, and related services	349 074	33 363	330 264	31 566	11 611	10
8011 pt.; 8021 pt.; 805, 6, 8, 9	Selected health services	11 306 879	51 342	10 602 045	48 141	21 952	220
8011 pt., 8021 pt., 805	Clinics of doctors of medicine and dentists	972 600	53 967	869 489	48 245	21 676	18
	Nursing and personal care facilities	2 103 063	26 812	2 200 250	28 051	13 967	78
806	Hospitals	24 159 629	52 126	22 625 619	48 816	22 204	463
8062	General medical and surgical hospitals	23 821 372	54 103	22 256 596	50 549	22 575	440
8063, 9	Specialty hospitals	34 758 333	29 209	34 188 333	28 730	17 903	1 190
808, 9	Other health services	1 546 677	48 172	1 465 231	45 635	21 438	32
8111 pt.	Legal aid societies and similar legal services	346 704	52 887	250 074	38 147	19 893	7
823, 4, 9	Selected educational services	75 360	25 459	75 880	25 635	11 405	3
83	Social services	388 947	31 673	334 928	27 274	10 708	12
835	Child day care services	367 095	26 460	300 684	21 673	9 418	14
832, 3, 6, 9	Other social services	397 308	34 043	348 029	29 821	11 295	12
832	Individual and family social services	328 172	30 006	317 489	29 029	11 978	11
833	Job training and vocational rehabilitation services	451 483	22 006	433 050	21 107	6 546	21
836	Residential care	368 127	30 119	351 317	28 744	10 430	12
839	Social services, n.e.c.	488 836	61 905	348 078	44 080	16 986	8
861, 2, 4, 9	Selected membership organizations	216 462	47 537	197 117	43 289	13 044	5
861	Business associations	219 714	71 384	204 091	66 308	20 899	3
864	Civic, social, and fraternal associations	201 630	35 700	178 521	31 608	8 736	6
862, 9	Other membership organizations	239 656	59 450	223 413	55 420	17 984	4
873, 4 ex. 8744	Research, testing, and consulting services, except facilities support management services	692 846	71 296	775 051	79 755	24 530	10
873	Research, development, and testing services	796 421	54 628	852 316	58 462	27 271	15
874 ex. 8744	Management and public relations services, except facilities support management services	594 450	116 559	701 650	137 578	17 088	5

¹Based on number of employees for pay period including March 12.

Table 3a. Comparative Statistics for Firms Subject to Federal Income Tax for the State: 1992 and 1987

[Includes only establishments with payroll. For meaning of abbreviations and symbols, see introductory text. For explanation of terms and comparability of 1987 and 1992 censuses, see appendix A]

SIC code	Kind of business or operation	Establishments		Receipts			Annual payroll			Paid employees for pay period including March 12	
		1992 (number)	1987 (number)	1992 (\$1,000)	1987 (\$1,000)	Percent change 1987 to 1992	1992 (\$1,000)	1987 (\$1,000)	Percent change 1987 to 1992	1992 (number)	1987 (number)
	Total	12 767	11 663	5 487 296	3 331 645	64.7	1 991 132	1 208 449	64.8	108 222	84 293
70 ex. 704	Hotels, rooming houses, camps, and other lodging places (except membership lodging)	392	373	240 445	205 323	17.1	59 896	55 562	7.8	7 106	7 960
7011	Hotels and motels	358	340	235 069	200 774	17.1	58 621	54 659	7.2	6 961	7 811
7011 pt.	Hotels	89	85	76 168	74 871	1.7	20 769	21 333	-2.6	2 555	3 252
7011 pt.	Hotels, 25 guestrooms or more	68	65	72 711	(D)	(D)	19 815	(D)	(D)	2 402	HH
7011 pt.	Hotels, less than 25 guestrooms	21	20	3 457	(D)	(D)	954	(D)	(D)	153	BB
7011 pt.	Motels, motor hotels, and tourist courts	269	255	158 901	125 903	26.2	37 852	33 326	13.6	4 406	4 559
7011 pt.	Motels, tourist courts	231	227	109 079	89 438	22.0	24 941	23 643	5.5	3 047	3 303
7011 pt.	Motor hotels	38	28	49 822	36 465	36.6	12 911	9 683	33.3	1 359	1 256
702, 3	Other lodging places	34	33	5 376	4 549	18.2	1 275	903	41.2	145	149
702	Rooming and boarding houses	11	15	1 299	1 721	-24.5	279	388	-28.1	42	88
703	Camps and recreational vehicle parks	23	18	4 077	2 828	44.2	996	515	93.4	103	61

Table 3a. Comparative Statistics for Firms Subject to Federal Income Tax for the State: 1992 and 1987 — Con.

[Includes only establishments with payroll. For meaning of abbreviations and symbols, see introductory text. For explanation of terms and comparability of 1987 and 1992 censuses, see appendix A]

SIC code	Kind of business or operation	Establishments		Receipts			Annual payroll			Paid employees for pay period including March 12	
		1992 (number)	1987 (number)	1992 (\$1,000)	1987 (\$1,000)	Percent change 1987 to 1992	1992 (\$1,000)	1987 (\$1,000)	Percent change 1987 to 1992	1992 (number)	1987 (number)
72	Personal services -----	1 492	1 444	291 910	214 820	35.9	92 632	67 660	36.9	8 839	7 581
721	Laundry, cleaning, and garment services ----	470	445	114 414	84 744	35.0	40 107	28 202	42.2	3 791	3 124
7211	Power laundries, family and commercial* ----	20	28	6 484	6 683	-3.0	2 633	1 947	35.2	268	238
7213	Linen supply* -----	5	7	10 886	10 787	.9	3 823	3 496	9.4	228	271
7215	Coin-operated laundries and drycleaning ----	116	112	11 275	8 511	32.5	2 223	1 472	51.0	331	251
7216	Drycleaning plants, except rug cleaning* ----	226	206	46 756	31 157	50.1	18 406	11 787	56.2	1 941	1 610
7217	Carpet and upholstery cleaning -----	46	40	7 972	2 934	171.7	2 553	1 069	138.8	273	147
7218	Industrial laundries* -----	13	12	26 004	22 484	15.7	8 678	7 802	11.2	586	505
7212, 9	Other laundry, cleaning, and garment services* -----	44	40	5 037	2 188	130.2	1 791	629	184.7	164	102
722	Photographic studios, portrait -----	86	72	21 626	12 634	71.2	4 675	2 925	59.8	443	360
723, 4	Beauty and barber shops -----	492	547	43 163	33 997	27.0	17 205	14 097	22.0	1 711	1 790
723	Beauty shops -----	458	508	40 927	31 903	28.3	16 310	13 348	22.2	1 625	1 696
724	Barber shops -----	34	39	2 236	2 094	6.8	895	749	19.5	86	94
725	Shoe repair shops and shoeshine parlors ----	24	22	2 575	1 251	105.8	444	364	22.0	50	35
726	Funeral service and crematories -----	253	232	88 800	70 605	25.8	24 341	18 666	30.4	1 468	1 429
729	Miscellaneous personal services -----	167	126	21 332	11 589	84.1	5 860	3 406	72.0	1 376	843
7291	Tax return preparation services -----	81	57	9 107	(D)	(D)	2 649	(D)	(D)	920	EE
7299	Miscellaneous personal services, n.e.c. ----	86	69	12 225	(D)	(D)	3 211	(D)	(D)	456	EE
73	Business services -----	1 563	1 347	763 778	409 727	86.4	310 191	166 313	86.5	21 950	14 923
731	Advertising -----	88	81	59 192	35 490	66.8	17 684	12 019	47.1	667	619
7311	Advertising agencies -----	42	53	18 221	17 989	1.3	6 595	7 390	-10.8	213	349
7312	Outdoor advertising services -----	12	12	21 908	8 218	166.6	5 108	1 755	191.1	193	110
7313	Radio, television, publishers' advertising representatives -----	25	11	16 958	(D)	(D)	5 548	(D)	(D)	245	CC
7319	Advertising, n.e.c. -----	9	5	2 105	(D)	(D)	433	(D)	(D)	16	BB
732	Consumer credit reporting agencies, mercantile reporting agencies, and adjustment and collection agencies -----	79	83	29 373	15 652	87.7	9 376	5 627	66.6	607	442
7322	Adjustment and collection services -----	63	61	16 296	8 636	88.7	5 529	3 362	64.5	381	279
7323	Credit reporting services -----	16	22	13 077	7 016	86.4	3 847	2 265	69.8	226	163
733	Mailing, reproduction, commercial art and photography, and stenographic services ----	80	59	27 456	20 619	33.2	6 636	5 197	27.7	392	409
7331	Direct mail advertising services -----	8	7	11 483	(D)	(D)	2 658	(D)	(D)	130	CC
7334	Photocopying and duplicating services -----	17	11	7 631	2 211	245.1	1 944	559	247.8	121	42
7335, 6	Commercial photography, art, and graphics -----	26	26	5 470	4 392	24.5	1 201	1 111	8.1	77	84
7335	Commercial photography -----	9	5	2 267	274	727.4	399	60	565.0	21	9
7336	Commercial art and graphic design -----	17	21	3 203	4 118	-22.2	802	1 051	-23.7	56	75
7338	Secretarial and court reporting services ----	29	15	2 872	(D)	(D)	833	(D)	(D)	64	BB
734	Services to dwellings and other buildings ----	416	359	84 781	59 746	41.9	33 354	27 281	22.3	4 087	3 466
7342	Disinfecting and pest control services ----	148	136	38 286	26 057	46.9	13 989	9 858	41.9	830	705
7349	Building cleaning and maintenance services, n.e.c. -----	268	223	46 495	33 689	38.0	19 365	17 423	11.1	3 257	2 761
735	Miscellaneous equipment rental and leasing -	239	201	107 954	54 817	96.9	26 816	13 655	96.4	1 439	860
7352	Medical equipment rental and leasing -----	28	24	13 794	6 374	116.4	2 804	1 228	128.3	154	99
7353	Heavy construction equipment rental and leasing -----	18	28	8 677	6 247	38.9	2 239	1 740	28.7	117	102
7359	Equipment rental and leasing, n.e.c. -----	193	149	85 483	42 196	102.6	21 773	10 687	103.7	1 168	659
736	Personnel supply services -----	138	101	168 494	38 496	337.7	119 646	22 554	430.5	8 516	3 373
7361	Employment agencies -----	47	45	15 949	4 362	265.6	4 537	1 559	191.0	457	131
7363	Help supply services -----	91	56	152 545	34 134	348.9	115 109	20 995	448.3	8 059	3 242
737	Computer programming, data processing, and other computer related services -----	162	136	123 615	68 490	80.5	32 140	27 302	17.7	1 117	1 223
7371, 2, 3	Computer programming, prepackaged software, and integrated systems -----	100	63	45 197	23 131	95.4	17 127	8 911	92.2	568	342
7371	Computer programming services -----	64	46	25 342	15 883	59.6	11 017	7 569	45.6	380	264
7372	Prepackaged software -----	18	9	9 218	1 599	476.5	3 273	522	527.0	80	24
7373	Computer integrated systems -----	18	8	10 637	5 649	88.3	2 837	820	246.0	108	54
7374, 5, 6	Data processing services -----	28	43	(D)	(D)	(D)	(D)	(D)	(D)	EE	FF
7374, 5	Computer processing, information retrieval -----	25	37	62 111	(D)	(D)	6 842	(D)	(D)	269	CC
7376	Computer facilities management services -----	3	6	(D)	(D)	(D)	(D)	(D)	(D)	BB	EE
7377, 8, 9	Computer rental and leasing, maintenance, and related services, n.e.c. -----	34	30	(D)	(D)	(D)	(D)	(D)	(D)	CC	CC
7377	Computer rental and leasing -----	1	4	(D)	(D)	(D)	(D)	(D)	(D)	AA	AA
7378	Computer maintenance and repair -----	23	16	(D)	12 704	(D)	3 577	(D)	(D)	BB	121
7379	Computer related services, n.e.c. -----	10	10	8 118	(D)	(D)	5 426	(D)	(D)	180	BB
738	Miscellaneous business services -----	361	327	162 913	116 417	39.9	64 539	52 678	22.5	5 125	4 531
7381, 2	Detective agencies and protective services -----	114	106	51 415	44 016	16.8	31 785	30 666	3.6	3 125	3 012
7381	Detective, guard, and armored car services -----	100	95	46 092	42 554	8.3	29 904	30 271	-1.2	2 997	2 976
7382	Security systems services -----	14	11	5 323	1 462	264.1	1 881	395	376.2	128	36
7383	News syndicates -----	2	2	(D)	(D)	(D)	(D)	(D)	(D)	AA	AA
7384	Photofinishing laboratories* -----	27	32	25 147	(D)	(D)	7 400	(D)	(D)	411	EE
7389	Business services, n.e.c. -----	218	187	(D)	51 371	(D)	(D)	16 492	(D)	GG	1 102
7389 pt.	Sign painting shops -----	13	9	2 085	767	171.8	436	197	121.3	35	21
7389 pt.	Interior designing -----	24	26	5 610	3 229	73.7	555	405	37.0	59	49
7389 pt.	Telephone answering services -----	13	20	3 098	5 319	-41.8	1 296	1 809	-28.4	117	200
7389 pt.	Other business services -----	168	132	(D)	42 056	(D)	(D)	14 081	(D)	GG	832

Table 3a. Comparative Statistics for Firms Subject to Federal Income Tax for the State: 1992 and 1987 — Con.

[Includes only establishments with payroll. For meaning of abbreviations and symbols, see introductory text. For explanation of terms and comparability of 1987 and 1992 censuses, see appendix A]

SIC code	Kind of business or operation	Establishments		Receipts			Annual payroll			Paid employees for pay period including March 12	
		1992 (number)	1987 (number)	1992 (\$1,000)	1987 (\$1,000)	Percent change 1987 to 1992	1992 (\$1,000)	1987 (\$1,000)	Percent change 1987 to 1992	1992 (number)	1987 (number)
75	Automotive repair, services, and parking ----	1 431	1 227	410 185	288 625	42.1	87 011	63 939	36.1	5 577	4 885
751	Automotive rental and leasing, without drivers -----	95	92	83 898	72 925	15.0	10 532	11 226	-6.2	621	701
7513	Truck rental and leasing, without drivers ----	54	48	64 462	53 061	21.5	7 890	9 151	-13.8	393	529
7514, 5	Passenger car rental and leasing -----	37	37	18 882	19 172	-1.5	2 536	1 966	29.0	221	157
7519	Utility trailer and recreational vehicle rental -----	4	7	554	692	-19.9	106	109	-2.8	7	15
752	Automobile parking -----	24	5	(D)	(D)	(D)	(D)	(D)	(D)	BB	BB
753	Automotive repair shops -----	1 188	1 045	301 175	201 474	49.5	69 737	49 134	41.9	4 213	3 689
7532	Top, body, and upholstery repair shops and paint shops -----	284	244	83 302	53 169	56.7	21 220	14 163	49.8	1 213	982
7532 pt.	Top and body repair shops -----	259	233	79 743	51 231	55.7	20 483	13 521	51.5	1 166	924
7532 pt.	Paint shops -----	25	11	3 559	1 938	83.6	737	642	14.8	47	58
7538	General automotive repair shops -----	596	532	141 175	86 701	62.8	30 874	20 737	48.9	1 898	1 650
7538 pt.	General automotive repair shops, except diesel -----	524	475	98 506	(D)	(D)	22 541	(D)	(D)	1 471	GG
7538 pt.	Diesel repair shops -----	72	57	42 669	(D)	(D)	8 333	(D)	(D)	427	EE
7533, 4, 6, 7, 9	Other automotive repair shops -----	308	269	76 698	61 604	24.5	17 643	14 234	23.9	1 102	1 057
7533	Automotive exhaust system repair shops -----	53	52	9 827	7 626	28.9	2 334	1 694	37.8	155	125
7534	Tire retreading and repair shops -----	21	24	16 046	19 492	-17.7	2 219	3 235	-31.4	151	205
7536	Automotive glass replacement shops ----	56	40	13 127	9 201	42.7	3 149	2 254	39.7	169	166
7537	Automotive transmission repair shops ----	52	52	12 155	10 147	19.8	3 523	2 990	17.8	205	230
7539	Automotive repair shops, n.e.c. -----	126	101	25 543	15 138	68.7	6 418	4 061	58.0	422	331
7539 pt.	Radiator repair -----	33	29	4 156	3 177	30.8	1 003	815	23.1	74	80
7539 pt.	Brake, front end, and wheel alignment ----	37	38	8 080	4 732	70.8	1 855	1 297	43.0	128	106
7539 pt.	Automotive electrical and fuel system services -----	47	31	10 957	5 764	90.1	2 968	1 604	85.0	181	115
7539 pt.	Other automotive repair shops, n.e.c. ----	9	3	2 350	1 465	60.4	592	345	71.6	39	30
754	Automotive services, except repair -----	124	85	(D)	(D)	(D)	(D)	(D)	(D)	FF	EE
7542	Carwashes -----	61	45	(D)	(D)	(D)	(D)	(D)	(D)	EE	EE
7549	Automotive services, except repair and carwashes -----	63	40	14 086	6 163	128.6	3 650	1 460	150.0	332	138
76	Miscellaneous repair services -----	710	603	210 612	126 861	66.0	55 805	33 770	65.3	3 434	2 308
762	Electrical repair shops -----	218	192	68 214	31 341	117.7	19 230	8 682	121.5	1 097	599
7622	Radio and television repair shops -----	58	74	14 224	11 576	22.9	3 389	3 033	11.7	218	235
7623, 9	Other electrical and electronic repair shops -----	160	118	53 990	19 765	173.2	15 841	5 649	180.4	879	364
7623	Refrigeration and air-conditioning service and repair shops -----	54	44	16 476	7 292	125.9	3 375	2 042	65.3	191	116
7629	Electrical and electronic repair shops, n.e.c. -----	106	74	37 514	12 473	200.8	12 466	3 607	245.6	688	248
763	Watch, clock, and jewelry repair -----	5	5	338	187	80.7	99	41	141.5	9	4
764	Reupholstery and furniture repair -----	48	48	5 859	4 714	24.3	1 837	1 266	45.1	146	133
769	Miscellaneous repair and related services ----	439	358	136 201	90 619	50.3	34 639	23 781	45.7	2 182	1 572
7692	Welding repair -----	97	90	20 913	13 947	49.9	6 359	3 873	64.2	565	332
7694	Armature rewinding shops -----	25	37	16 160	15 283	5.7	5 002	3 929	27.3	247	245
7699	Repair shops and related services, n.e.c. ----	317	231	99 128	61 389	61.5	23 278	15 979	45.7	1 370	995
78, 79, 84	Amusement and recreation services, including motion pictures and museums ---	739	616	295 293	118 425	149.4	68 095	26 826	153.8	4 781	3 512
781, 2	Motion picture production, distribution, and services -----	15	3	4 023	(D)	(D)	1 176	(D)	(D)	47	BB
783	Motion picture theaters -----	52	55	26 884	(D)	(D)	4 099	(D)	(D)	548	EE
7832	Motion picture theaters, except drive-in ----	50	46	(D)	14 700	(D)	(D)	1 864	(D)	FF	370
7833	Drive-in motion picture theaters -----	2	9	(D)	(D)	(D)	(D)	(D)	(D)	AA	BB
784	Video tape rental -----	242	169	41 197	21 797	89.0	8 168	5 122	59.5	1 239	627
792	Theatrical producers (except motion picture), bands, orchestras, and entertainers -----	11	7	1 751	(D)	(D)	310	(D)	(D)	14	AA
7922	Theatrical producers (except motion picture) and miscellaneous theatrical services -----	2	-	(D)	-	(D)	(D)	-	(D)	AA	-
7929	Bands, orchestras, actors, and other entertainers and entertainment groups ----	9	7	(D)	(D)	(D)	(D)	(D)	(D)	AA	AA
793	Bowling centers -----	25	27	8 327	5 977	39.3	2 266	1 675	35.3	273	275
79 ex. 792, 3, 84	Commercial sports and other amusement and recreation services, including museums ----	394	355	213 111	69 254	207.7	52 076	17 286	201.3	2 660	2 140
794	Commercial sports -----	13	8	2 968	2 367	25.4	641	672	-4.6	63	48
7941	Professional sports clubs, managers, promoters -----	3	1	(D)	(D)	(D)	(D)	(D)	(D)	AA	AA
7948	Racing, including track operation -----	10	7	(D)	(D)	(D)	(D)	(D)	(D)	BB	BB
79 ex. 792, 3, 4, 84	Other amusement and recreation services, including museums -----	381	347	210 143	66 887	214.2	51 435	16 614	209.6	2 597	2 092
791	Dance studios, schools, and halls -----	35	23	2 251	995	126.2	591	184	221.2	112	58
7991	Physical fitness facilities -----	46	62	9 266	5 256	76.3	2 266	1 317	72.1	299	260
7992	Public golf courses -----	17	8	7 740	3 269	136.8	2 006	880	128.0	176	105
7993	Coin-operated amusement devices -----	60	57	15 306	13 063	17.2	2 743	2 627	4.4	263	210
7996	Amusement parks -----	12	6	3 785	3 163	19.7	1 235	930	32.8	134	148
7997	Membership sports and recreation clubs ----	84	94	31 628	23 770	33.1	10 435	7 636	36.7	832	816
7999, 84	Amusement and recreation services, including museums, n.e.c. -----	127	97	140 167	17 371	706.9	32 159	3 040	957.9	781	495

Table 3a. Comparative Statistics for Firms Subject to Federal Income Tax for the State: 1992 and 1987 — Con.

[Includes only establishments with payroll. For meaning of abbreviations and symbols, see introductory text. For explanation of terms and comparability of 1987 and 1992 censuses, see appendix A]

SIC code	Kind of business or operation	Establishments		Receipts			Annual payroll			Paid employees for pay period including March 12	
		1992 (number)	1987 (number)	1992 (\$1,000)	1987 (\$1,000)	Percent change 1987 to 1992	1992 (\$1,000)	1987 (\$1,000)	Percent change 1987 to 1992	1992 (number)	1987 (number)
80	Health services	3 086	2 949	2 083 602	1 239 034	68.2	879 347	525 109	67.5	36 832	27 712
801	Offices and clinics of doctors of medicine ---	1 458	1 472	968 510	649 826	49.0	454 512	305 296	48.9	10 101	9 027
8011 pt.	Offices of doctors of medicine	1 419	1 424	934 900	607 110	54.0	442 938	284 440	55.7	9 742	8 239
8011 pt.	General medical clinics	39	48	33 610	42 716	-21.3	11 574	20 856	-44.5	359	788
802	Offices and clinics of dentists	784	772	198 070	142 969	38.5	65 398	49 412	32.4	3 229	3 055
803	Offices and clinics of doctors of osteopathy --	20	8	8 865	1 219	627.2	3 634	398	813.1	154	33
804	Offices and clinics of other health practitioners	381	339	86 946	63 348	37.3	26 940	19 455	38.5	1 507	1 435
8041	Offices and clinics of chiropractors	113	105	19 203	12 564	52.8	5 165	3 100	66.6	354	256
8042	Offices and clinics of optometrists	148	138	37 655	21 917	71.8	8 758	4 525	93.5	545	364
8043	Offices and clinics of podiatrists	18	19	3 801	2 611	45.6	891	466	91.2	68	47
8049	Offices and clinics of health practitioners, n.e.c.	102	77	26 287	26 256	.1	12 126	11 364	6.7	540	768
805	Nursing and personal care facilities	157	132	299 894	154 585	94.0	139 866	71 518	95.6	12 079	8 971
8051	Skilled nursing care facilities	126	100	247 936	131 706	88.2	118 500	59 656	98.6	10 010	7 650
8052	Intermediate care facilities	17	20	45 509	17 459	160.7	18 395	8 565	114.8	1 766	990
8059	Nursing and personal care facilities, n.e.c. -	14	12	6 449	5 420	19.0	2 971	3 297	-9.9	303	331
806	Hospitals	21	19	284 208	139 749	103.4	94 735	47 125	101.0	4 638	3 005
807, 8, 9	Other health services	265	207	237 109	87 338	171.5	94 262	31 905	195.4	5 124	2 186
807	Medical and dental laboratories	106	91	75 677	38 301	97.6	22 757	13 709	66.0	1 123	836
8071	Medical laboratories	55	41	65 122	30 515	113.4	18 619	10 472	77.8	886	627
8072	Dental laboratories	51	50	10 555	7 786	35.6	4 138	3 237	27.8	237	209
808	Home health care services	92	36	108 658	12 548	765.9	50 324	5 925	749.4	2 874	476
809	Miscellaneous health and allied services, n.e.c.	67	80	52 774	36 489	44.6	21 181	12 271	72.6	1 127	874
8092	Kidney dialysis centers	13	5	15 700	4 496	249.2	4 856	1 527	218.0	192	84
8093	Specialty outpatient facilities, n.e.c.	27	35	26 730	17 514	52.6	12 883	4 904	162.7	730	302
8099	Health and allied services, n.e.c.	27	40	10 344	14 479	-28.6	3 442	5 840	-41.1	205	488
81	Legal services	1 359	1 291	504 498	305 064	65.4	155 381	94 192	65.0	5 534	4 567
823, 4, 9	Selected educational services	54	31	19 003	18 278	4.0	8 039	6 898	16.5	581	552
823	Libraries	1	-	(D)	(D)	(D)	(D)	-	(D)	AA	-
824	Vocational schools	20	16	14 572	115 993	-8.9	6 542	5 604	16.7	398	483
829	Schools and educational services, n.e.c.	33	15	(D)	2 285	(D)	(D)	1 294	(D)	CC	69
83	Social services	578	441	73 715	41 618	77.1	29 902	18 157	64.7	3 475	2 474
835	Child day care services	433	347	35 232	18 956	85.9	15 123	8 256	83.2	2 200	1 514
832, 3, 6, 9	Other social services	145	94	38 483	22 662	69.8	14 779	9 901	49.3	1 275	960
87 ex. 8733	Engineering, accounting, research, management, and related services (except noncommercial research organizations)	1 311	1 236	576 697	356 889	61.6	237 300	148 280	60.0	9 747	7 677
871	Engineering, architectural, and surveying services	413	439	217 051	135 885	59.7	94 984	59 578	59.4	3 415	2 897
8711	Engineering services	236	227	160 244	86 609	85.0	70 943	39 160	81.2	2 446	1 809
8712	Architectural services	94	117	37 136	32 776	13.3	14 821	13 231	12.0	503	615
8713	Surveying services	83	95	19 671	16 500	19.2	9 220	7 187	28.3	466	473
872	Accounting, auditing, and bookkeeping services	570	543	164 241	121 843	34.8	67 426	44 957	50.0	3 366	2 606
873 ex. 8733	Research, development, and testing services (except noncommercial research organizations)	66	59	26 173	13 323	96.4	11 441	5 485	108.6	448	312
8731	Commercial physical and biological research	21	8	10 074	1 311	668.4	4 103	720	469.9	119	40
8732	Commercial economic, sociological, and educational research	11	22	4 500	4 349	3.5	2 481	1 623	52.9	106	116
8734	Testing laboratories	34	29	11 599	7 663	51.4	4 857	3 142	54.6	223	156
874	Management and public relations services ---	262	195	169 232	85 838	97.2	63 449	38 260	65.8	2 518	1 862
8741	Management services	99	65	60 209	19 180	213.9	25 877	8 903	190.7	970	367
8742	Management consulting services	89	71	21 077	16 394	28.6	8 430	7 712	9.3	449	351
8743	Public relations services	1	10	(D)	598	(D)	(D)	214	(D)	AA	14
8744	Facilities support management services ---	18	10	81 240	43 482	86.8	26 916	19 238	39.9	991	1 012
8748	Business consulting services, n.e.c.	55	39	(D)	6 184	(D)	(D)	2 193	(D)	CC	118
89	Services, n.e.c.	52	105	17 558	9 453	85.7	7 533	2 925	157.5	366	236

Table 3b. Comparative Statistics for Firms Exempt From Federal Income Tax for the State: 1992 and 1987

[Includes only establishments with payroll. For meaning of abbreviations and symbols, see introductory text. For explanation of terms and comparability of 1987 and 1992 censuses, see appendix A]

SIC code	Kind of business or operation	Establishments		Expenses			Annual payroll			Paid employees for pay period including March 12	
		1992 (number)	1987 (number)	1992 (\$1,000)	1987 (\$1,000)	Percent change 1987 to 1992	1992 (\$1,000)	1987 (\$1,000)	Percent change 1987 to 1992	1992 (number)	1987 (number)
	Total -----	1 642	1 468	2 759 693	1 713 919	61.0	1 218 814	820 968	48.5	60 941	55 920
7032, 704	Camps and membership lodging -----	38	43	7 479	7 127	4.9	1 755	1 368	28.3	199	225
792, 7991 pt., 7997, 7999 pt., 84	Selected amusement, recreation, and related services -----	121	110	39 962	(D)	(D)	14 699	(D)	(D)	1 266	GG
792	Theatrical producers (except motion picture), bands, orchestras, and entertainers -----	11	9	3 053	(D)	(D)	1 243	(D)	(D)	91	BB
7991 pt., 7997	Gymnasiums, athletic clubs, and membership sports and recreation clubs -----	92	86	32 069	23 178	38.4	11 773	8 729	34.9	992	938
7999 pt. 84	Fairs -----	4	2	1 075	(D)	(D)	160	(D)	(D)	36	AA
	Museums, art galleries, and botanical and zoological gardens -----	14	13	3 765	2 451	53.6	1 523	1 094	39.2	147	152
8011 pt.; 8021 pt.; 805, 6, 8, 9	Selected health services -----	223	241	2 364 256	1 445 209	63.6	1 078 094	708 576	52.1	49 111	42 378
8011 pt., 8021 pt.	Clinics of doctors of medicine and dentists -----	45	39	39 127	15 044	160.1	17 579	6 832	157.3	811	430
805	Nursing and personal care facilities -----	16	16	35 204	13 274	165.2	17 529	7 142	145.4	1 255	745
806	Hospitals -----	97	109	2 194 685	1 367 290	60.5	998 245	669 777	49.0	44 958	39 581
808, 9	Other health services -----	65	77	95 240	49 601	92.0	44 741	24 825	80.2	2 087	1 622
808	Home health care services -----	12	48	41 710	22 620	84.4	24 894	12 326	102.0	1 135	889
809	Miscellaneous health and allied services, n.e.c. -----	53	29	53 530	26 981	98.4	19 847	12 499	58.8	952	733
8111 pt.	Legal aid societies and similar legal services -----	27	26	6 752	5 874	14.9	3 521	3 022	16.5	177	189
823, 4, 9	Selected educational services -----	25	19	1 897	762	149.0	844	368	129.3	74	50
83	Social services -----	571	463	191 244	144 370	32.5	75 086	66 066	13.7	7 012	9 346
835	Child day care services -----	158	166	47 508	39 077	21.6	20 644	19 984	3.3	2 192	3 161
832, 3, 6, 9	Other social services -----	413	297	143 736	105 293	36.5	54 442	46 082	18.1	4 820	6 185
861, 2, 4, 9	Selected membership organizations -----	598	550	117 876	71 059	65.9	35 518	25 675	38.3	2 723	2 275
861	Business associations -----	154	135	31 430	20 575	52.8	9 906	7 184	37.9	474	396
864	Civic, social, and fraternal associations -----	284	255	50 700	27 327	85.5	14 012	10 234	36.9	1 604	1 289
862, 9	Other membership organizations -----	160	160	35 746	23 157	54.4	11 600	8 257	40.5	645	590
873, 4 ex. 8744	Research, testing, and consulting services, except facilities support management services -----	39	16	30 227	(D)	(D)	9 297	(D)	(D)	379	CC
873	Research, development, and testing services -----	19	16	16 194	(D)	(D)	7 554	(D)	(D)	277	CC
8731	Commercial physical and biological research -----	4	3	10 848	(D)	(D)	5 269	(D)	(D)	188	CC
8732	Commercial economic, sociological, and educational research -----	3	3	(D)	(D)	(D)	(D)	(D)	(D)	AA	AA
8733	Noncommercial research organizations -----	9	9	4 397	976	350.5	1 749	349	401.1	68	37
8734	Testing laboratories -----	3	1	(D)	(D)	(D)	(D)	(D)	(D)	AA	AA
874 ex. 8744	Management and public relations services, except facilities support management services -----	20	-	14 033	-	(X)	1 743	-	(X)	102	-

Table 4. Summary Statistics for Firms Subject to Federal Income Tax for Counties and for

[Includes only establishments with payroll. For meaning of abbreviations and symbols, see introductory text. For explanation of terms and comparability of 1987 and 1992 censuses, see

Geographic area	Establishments (number)	Receipts (\$1,000)	Annual payroll (\$1,000)	First-quarter payroll (\$1,000)	Paid employees for pay period including March 12 (number)	Selected kind-of-business or operation groups							
						Hotels, rooming houses, camps, and other lodging places (except membership lodging) (SIC 70 ex. 704)		Personal services (SIC 72)		Business services (SIC 73)		Automotive repair, services, and parking (SIC 75)	
						Number	Receipts (\$1,000)	Number	Receipts (\$1,000)	Number	Receipts (\$1,000)	Number	Receipts (\$1,000)
Mississippi	12 767	5 487 296	1 991 132	436 785	108 222	392	240 445	1 492	291 910	1 563	763 778	1 431	410 185
Adams County	264	95 679	33 194	7 317	2 199	19	13 754	26	6 421	26	3 758	23	4 579
Natchez	244	91 830	32 291	7 094	2 122	18	(D)	24	(D)	23	(D)	15	2 219
Balance of county	20	3 849	903	223	77	1	(D)	2	(D)	3	(D)	8	2 360
Alcorn County	183	49 372	15 718	3 444	990	3	2 937	31	2 785	18	4 578	23	5 910
Corinth	163	45 118	14 740	3 237	922	3	2 937	26	2 388	18	4 578	19	4 822
Balance of county	20	4 254	978	207	68	—	—	5	397	—	—	4	1 088
Amite County	24	4 909	877	197	86	—	—	2	(D)	1	(D)	3	(D)
Attala County	78	29 316	8 560	2 000	572	5	843	12	4 464	8	1 077	7	5 357
Kosciusko	72	28 653	8 448	1 976	562	4	(D)	12	4 464	8	1 077	6	(D)
Balance of county	6	663	112	24	10	1	(D)	—	—	—	—	1	(D)
Benton County	7	3 937	1 613	362	76	—	—	—	—	—	—	3	(D)
Bolivar County	149	44 886	14 946	3 397	1 006	4	2 123	24	3 471	15	2 368	13	2 686
Cleveland	114	33 871	10 835	2 550	728	3	(D)	20	2 999	11	1 614	12	(D)
Rosedale	3	(D)	(D)	(D)	AA	—	—	1	(D)	—	—	—	—
Shelby	10	5 419	2 201	556	161	—	—	1	(D)	—	—	—	(D)
Balance of county	22	(D)	(D)	(D)	CC	1	(D)	2	(D)	4	754	1	(D)
Calhoun County	48	7 241	2 049	523	190	1	(D)	11	1 123	6	709	4	616
Carroll County	10	(D)	(D)	(D)	AA	—	—	1	(D)	—	—	3	332
Chickasaw County	74	25 451	6 414	1 681	432	2	(D)	13	2 680	7	768	13	6 554
Houston	41	18 403	5 384	1 417	349	1	(D)	9	2 441	3	(D)	4	1 913
Okolona	26	6 068	826	214	67	1	(D)	4	239	2	(D)	5	(D)
Balance of county	7	980	204	50	16	—	—	—	—	2	(D)	4	(D)
Choctaw County	16	1 818	522	144	39	1	(D)	2	(D)	1	(D)	4	591
Claiborne County	29	8 920	4 833	1 157	259	1	(D)	5	527	3	(D)	2	(D)
Clarke County	49	11 660	3 842	902	302	1	(D)	6	1 190	1	(D)	8	1 401
Quitman	35	9 328	3 030	705	204	—	—	3	(D)	1	(D)	4	773
Balance of county	14	2 332	812	197	98	1	(D)	3	(D)	—	—	4	628
Clay County	86	24 505	7 493	1 638	535	3	664	14	1 192	7	1 778	10	2 093
West Point	70	20 099	6 393	1 342	452	3	664	11	(D)	6	(D)	5	1 051
Balance of county	16	4 406	1 100	296	83	—	—	3	(D)	1	(D)	5	1 042
Coahoma County	157	50 256	20 410	4 357	1 028	6	2 233	22	2 140	16	3 893	12	2 516
Clarksdale	136	46 388	19 335	4 191	968	6	2 233	21	(D)	11	3 252	11	(D)
Balance of county	21	3 868	1 075	166	60	—	—	1	(D)	5	641	1	(D)
Copiah County	82	24 354	7 239	1 729	594	1	(D)	13	1 245	7	504	13	2 243
Crystal Springs	30	8 787	3 008	713	228	—	—	6	(D)	5	(D)	5	561
Hazlehurst	36	11 901	3 277	794	280	1	(D)	6	738	2	(D)	4	806
Balance of county	16	3 666	954	222	86	—	—	1	(D)	—	—	4	876
Covington County	47	9 718	3 167	747	249	1	(D)	8	999	4	2 104	4	(D)
Collins	37	8 684	2 889	684	217	—	—	5	(D)	4	2 104	3	(D)
Balance of county	10	1 034	278	63	32	1	(D)	3	(D)	—	—	1	(D)
DeSoto County	283	121 147	54 288	12 556	3 143	7	6 319	31	5 563	42	43 254	44	10 552
Hernando	36	6 557	2 451	519	151	2	(D)	3	612	1	(D)	3	329
Horn Lake	19	2 893	700	157	69	—	—	1	(D)	3	(D)	7	1 039
Olive Branch	11	24 173	16 923	4 224	705	—	—	1	(D)	2	(D)	1	(D)
Southaven	140	45 202	15 941	3 530	928	2	(D)	18	2 778	19	6 909	19	5 671
Balance of county	77	42 322	18 273	4 126	1 290	3	(D)	8	(D)	17	(D)	14	(D)
Forrest County	517	256 272	107 058	23 442	4 735	13	8 383	44	8 631	70	27 856	53	12 016
Hattiesburg (part) ▲	436	(D)	(D)	(D)	HH	11	(D)	38	8 307	59	26 502	38	(D)
Petal	45	7 870	2 860	689	260	(D)	(D)	4	(D)	7	(D)	7	1 238
Balance of county	36	(D)	(D)	(D)	EE	2	(D)	2	(D)	4	(D)	8	(D)
Franklin County	15	4 784	1 682	344	122	—	—	1	(D)	1	(D)	2	(D)
George County	51	12 063	4 936	1 123	328	1	(D)	9	1 082	2	(D)	7	1 180
Lucedale	12	3 527	1 551	425	84	1	(D)	3	415	—	—	1	(D)
Balance of county	39	8 536	3 385	698	244	—	—	6	667	2	(D)	6	(D)
Greene County	22	5 962	2 690	521	193	—	—	2	(D)	2	(D)	3	(D)
Grenada County	140	40 297	13 023	2 792	1 009	6	5 076	14	2 095	17	3 191	15	5 850
Grenada	129	38 588	12 552	2 672	966	6	5 076	14	2 095	16	(D)	11	5 098
Balance of county	11	1 709	471	120	43	—	—	—	—	1	(D)	4	752
Hancock County	150	148 722	39 359	9 234	1 819	8	3 735	11	1 785	25	48 205	18	3 524
Bay St. Louis	83	61 328	10 303	2 814	595	4	(D)	9	(D)	16	45 826	7	895
Waveland	29	5 918	1 655	354	119	1	(D)	1	(D)	3	(D)	7	2 141
Balance of county	38	81 476	27 401	6 066	1 105	3	(D)	1	(D)	6	(D)	4	488
Harrison County	1 164	581 300	198 021	39 996	11 098	62	41 864	125	31 175	151	49 317	101	21 319
Biloxi	377	272 759	85 026	14 916	4 558	33	(D)	42	9 840	40	11 919	23	4 623
D'Iberville ▲	12	2 662	994	235	66	—	—	2	(D)	1	(D)	1	(D)
Gulfport	545	232 357	88 391	19 390	4 597	19	7 741	50	14 734	66	27 706	47	11 464
Long Beach	75	20 295	7 402	1 630	467	3	(D)	7	1 070	19	4 049	10	2 460
Pass Christian	26	11 923	3 945	886	319	1	(D)	2	(D)	2	(D)	2	(D)
Balance of county	129	41 304	12 263	2 939	1 091	6	(D)	22	(D)	23	(D)	18	(D)
Hinds County	2 014	1 192 123	443 967	97 850	23 334	45	56 152	205	63 635	306	225 391	172	69 953
Clinton	97	37 322	14 403	3 179	899	2	(D)	17	2 100	12	(D)	5	(D)
Jackson (part) ▲	1 834	1 126 556	420 718	92 556	21 844	42	(D)	182	(D)	280	207 311	151	(D)
Balance of county	83	28 245	8 846	2 115	591	1	(D)	6	(D)	14	(D)	16	(D)
Holmes County	46	11 893	3 822	966	245	—	—	5	626	1	(D)	8	1 138
Durant	11	2 700	954	243	49	—	—	—	—	1	(D)	2	(D)
Balance of county	35	9 193	2 868	723	196	—	—	5	626	—	—	6	(D)
Humphreys County	37	15 138	4 865	1 020	279	—	—	5	738	7	1 857	6	769
Belzoni	25	12 961	4 164	833	189	—	—	5	738	4	(D)	4	(D)
Balance of county	12	2 177	701	187	90	—	—	—	—	3	(D)	2	(D)
Issaquena County	2	(D)	(D)	(D)	AA	—	—	—	—	1	(D)	—	—
Itawamba County	67	10 344	3 209	715	257	2	(D)	8	1 023	9	780	11	1 095
Fulton	46	8 776	2 948	655	230	2	(D)	7	(D)	2	(D)	7	919
Balance of county	21	1 568	261	60	27	—	—	1	(D)	2	(D)	4	176

MS-20 MISSISSIPPI

SERVICE INDUSTRIES—GEOGRAPHIC AREA SERIES

Places With 2,500 Inhabitants or More: 1992

appendix A. For information on geographic areas followed by ▲, see appendix F]

Selected kind-of-business or operation groups —Con.														
Miscellaneous repair services (SIC 76)		Amusement and recreation services, including motion pictures and museums (SIC 78, 79, 84)		Health services (SIC 80)		Legal services (SIC 81)		Selected educational services (SIC 823, 4, 9)		Social services (SIC 83)		Engineering, accounting, research, management, and related services (except noncommercial research organizations) (SIC 87 ex. 8733)		
Number	Receipts (\$1,000)	Number	Receipts (\$1,000)	Number	Receipts (\$1,000)	Number	Receipts (\$1,000)	Number	Receipts (\$1,000)	Number	Receipts (\$1,000)	Number	Receipts (\$1,000)	
710	210 612	739	295 293	3 086	2 083 602	1 359	504 498	54	19 003	578	73 715	1 311	576 697	1
17	4 025	23	8 218	73	42 968	34	5 503	—	—	5	533	18	5 920	2
13	(D)	22	(D)	72	(D)	34	5 503	—	—	5	533	18	5 920	3
4	(D)	1	(D)	1	(D)	—	—	—	—	—	—	—	—	4
10	2 573	8	2 180	54	22 238	16	2 610	—	—	6	386	14	3 175	5
7	2 195	5	(D)	52	(D)	15	(D)	—	—	6	386	12	(D)	6
3	378	3	(D)	2	(D)	1	(D)	—	—	—	—	2	(D)	7
2	(D)	2	(D)	2	(D)	6	374	—	—	1	(D)	5	(D)	8
8	884	4	434	16	10 415	6	1 342	—	—	3	(D)	8	4 277	9
7	(D)	4	434	16	10 415	6	1 342	—	—	3	(D)	6	(D)	10
1	(D)	—	—	—	—	—	—	—	—	—	—	2	(D)	11
—	—	1	(D)	1	(D)	1	(D)	—	—	—	—	1	(D)	12
15	3 291	7	1 050	34	21 247	17	4 338	—	—	4	(D)	15	3 860	13
8	2 382	6	(D)	23	13 753	15	(D)	—	—	2	(D)	13	(D)	14
—	—	—	—	2	(D)	—	—	—	—	—	—	—	—	15
2	(D)	—	—	5	4 677	2	(D)	—	—	—	—	—	—	16
5	(D)	1	(D)	4	(D)	—	—	—	—	2	(D)	2	(D)	17
2	(D)	—	—	14	3 764	4	455	—	—	2	(D)	4	281	18
—	—	1	(D)	2	(D)	2	(D)	—	—	—	—	1	(D)	19
1	(D)	5	252	16	13 067	6	824	—	—	5	(D)	6	732	20
1	(D)	—	—	13	12 432	3	396	—	—	2	(D)	5	(D)	21
—	—	5	252	3	635	3	428	—	—	2	(D)	1	(D)	22
—	—	—	—	—	—	—	—	—	—	1	(D)	—	—	23
1	(D)	1	(D)	5	877	1	(D)	—	—	—	—	—	—	24
—	—	1	(D)	8	2 611	3	405	—	—	1	(D)	3	648	25
2	(D)	5	305	14	7 012	6	790	—	—	4	233	2	(D)	26
1	(D)	5	305	12	(D)	6	790	—	—	3	(D)	—	—	27
1	(D)	—	—	2	(D)	—	—	—	—	1	(D)	2	(D)	28
3	(D)	5	(D)	23	8 436	8	2 519	—	—	2	(D)	11	3 148	29
2	(D)	4	(D)	22	(D)	8	2 519	—	—	1	(D)	8	(D)	30
1	(D)	1	(D)	1	(D)	—	—	—	—	1	(D)	3	(D)	31
8	1 093	10	1 048	51	22 224	17	10 390	1	(D)	3	(D)	10	3 969	32
5	716	7	513	47	21 112	16	(D)	—	—	2	(D)	9	(D)	33
3	377	3	535	4	1 112	1	(D)	1	(D)	1	(D)	1	(D)	34
3	(D)	7	497	17	8 187	14	3 191	—	—	2	(D)	5	1 757	35
1	(D)	2	(D)	6	(D)	2	(D)	—	—	1	(D)	2	(D)	36
2	(D)	1	(D)	9	6 355	11	(D)	—	—	1	(D)	1	(D)	37
2	(D)	4	(D)	2	(D)	1	(D)	—	—	—	—	2	(D)	38
2	(D)	3	302	10	3 515	6	714	—	—	4	181	5	657	39
2	(D)	2	(D)	8	(D)	6	714	—	—	2	(D)	5	657	40
—	—	1	(D)	2	(D)	—	—	—	—	2	(D)	—	—	41
17	2 964	23	8 248	62	33 485	27	6 521	—	—	11	(D)	17	2 235	42
1	(D)	3	284	8	1 946	8	2 119	—	—	2	(D)	4	(D)	43
2	(D)	2	(D)	2	(D)	—	—	—	—	2	(D)	—	—	44
1	(D)	1	(D)	2	(D)	—	(D)	—	—	—	—	1	(D)	45
9	1 429	10	3 023	38	18 366	11	2 734	—	—	5	1 300	9	(D)	46
4	(D)	7	(D)	12	(D)	6	(D)	—	—	2	(D)	3	(D)	47
18	5 174	36	8 692	123	138 997	65	24 329	2	(D)	26	2 705	64	17 324	48
14	4 307	26	7 410	103	(D)	64	(D)	2	(D)	21	2 270	57	16 382	49
—	—	6	815	13	3 844	1	(D)	—	—	4	(D)	3	(D)	50
4	867	4	467	7	(D)	—	—	—	—	1	(D)	4	(D)	51
1	(D)	1	(D)	4	1 967	3	651	—	—	—	—	2	(D)	52
6	503	1	(D)	11	6 413	5	577	—	—	2	(D)	7	1 683	53
1	(D)	—	—	4	1 512	1	(D)	—	—	—	—	1	(D)	54
5	(D)	1	(D)	7	4 901	4	(D)	—	—	2	(D)	6	(D)	55
1	(D)	4	423	4	3 749	1	(D)	—	—	2	(D)	3	332	56
8	1 576	6	573	37	15 064	14	2 219	—	—	10	847	13	3 806	57
7	(D)	4	(D)	36	(D)	14	2 219	—	—	9	(D)	12	(D)	58
1	(D)	2	(D)	1	(D)	—	—	—	—	1	(D)	1	(D)	59
2	(D)	16	13 539	38	8 896	9	(D)	2	(D)	3	(D)	17	(D)	60
—	—	4	(D)	27	6 405	5	580	—	—	1	(D)	10	(D)	61
—	—	6	(D)	5	744	3	579	—	—	1	(D)	1	(D)	62
2	(D)	6	(D)	6	1 747	1	(D)	1	(D)	1	(D)	6	(D)	63
59	12 978	87	107 148	272	220 830	147	55 052	9	(D)	55	9 931	93	(D)	64
14	1 743	39	92 582	93	95 875	50	21 198	3	(D)	11	(D)	29	7 474	65
1	(D)	—	—	4	1 439	—	—	—	—	3	252	—	—	66
26	4 571	28	11 101	140	96 841	89	32 771	6	3 446	27	6 707	47	15 275	67
2	(D)	9	849	13	6 742	2	(D)	—	—	3	393	6	(D)	68
2	(D)	3	1 217	7	7 024	3	325	—	—	1	(D)	3	(D)	69
14	4 268	8	1 399	15	12 909	3	(D)	—	—	10	(D)	8	1 346	70
90	35 988	67	33 237	491	346 096	246	192 052	17	5 743	75	12 831	291	148 178	71
3	360	6	631	23	10 577	4	246	2	(D)	6	651	17	4 271	72
77	(D)	54	(D)	455	324 119	237	(D)	14	5 423	69	12 180	265	143 392	73
10	(D)	7	(D)	13	11 400	5	(D)	1	(D)	—	—	9	515	74
2	(D)	1	(D)	19	7 771	2	(D)	—	—	2	(D)	5	497	75
—	—	1	(D)	5	1 931	1	(D)	—	—	1	(D)	—	—	76
2	(D)	—	—	14	5 840	1	(D)	—	—	1	(D)	5	497	77
4	790	—	—	7	5 294	1	(D)	—	—	2	(D)	4	(D)	78
3	(D)	—	—	4	(D)	1	(D)	—	—	1	(D)	3	(D)	79
1	(D)	—	—	3	(D)	—	—	—	—	1	(D)	1	(D)	80
—	—	1	(D)	—	—	—	—	—	—	—	—	—	—	81
5	(D)	3	(D)	10	3 952	5	629	—	—	8	239	5	387	82
2	(D)	2	(D)	10	3 952	5	629	—	—	4	125	5	387	83
3	(D)	1	(D)	—	—	—	—	—	—	4	114	—	—	84

SERVICE INDUSTRIES—GEOGRAPHIC AREA SERIES

MISSISSIPPI MS-21

Places With 2,500 Inhabitants or More: 1992 —Con.

appendix A. For information on geographic areas followed by ▲, see appendix F]

Selected kind-of-business or operation groups —Con.														
Miscellaneous repair services (SIC 76)		Amusement and recreation services, including motion pictures and museums (SIC 78, 79, 84)		Health services (SIC 80)		Legal services (SIC 81)		Selected educational services (SIC 823, 4, 9)		Social services (SIC 83)		Engineering, accounting, research, management, and related services (except noncommercial research organizations) (SIC 87 ex. 8733)		
Number	Receipts (\$1,000)	Number	Receipts (\$1,000)	Number	Receipts (\$1,000)	Number	Receipts (\$1,000)	Number	Receipts (\$1,000)	Number	Receipts (\$1,000)	Number	Receipts (\$1,000)	
30	(D)	47	10 708	162	74 773	61	(D)	1	(D)	33	(D)	58	67 459	1
4	801	9	3 954	12	3 639	—	—	—	—	3	(D)	8	13 889	2
1	(D)	4	416	12	5 740	3	(D)	—	—	6	(D)	—	—	3
8	622	9	2 590	45	17 431	10	2 239	—	—	6	(D)	15	9 195	4
13	5 003	13	1 543	84	44 325	47	37 592	1	(D)	11	(D)	30	43 823	5
4	(D)	12	2 205	9	3 638	1	(D)	—	—	7	(D)	5	552	6
1	(D)	4	330	8	1 721	11	1 142	—	—	2	(D)	5	1 950	7
—	—	1	(D)	2	(D)	2	(D)	1	(D)	—	(D)	—	(D)	8
—	—	4	487	13	3 203	1	(D)	—	—	—	—	2	(D)	9
32	14 660	21	2 839	66	39 473	29	6 034	—	—	13	(D)	30	8 600	10
5	472	3	(D)	5	(D)	3	341	—	—	1	(D)	—	—	11
17	11 332	16	2 314	60	35 741	26	5 693	—	—	5	572	27	7 563	12
10	2 856	2	(D)	1	(D)	—	—	—	—	7	(D)	3	1 037	13
2	(D)	—	—	4	1 898	2	(D)	—	—	—	—	—	—	14
7	(D)	9	3 918	53	45 947	26	7 504	4	444	10	602	18	3 040	15
4	(D)	9	3 918	51	(D)	26	7 504	4	444	6	478	16	(D)	16
3	(D)	—	—	2	(D)	—	—	—	—	4	124	2	(D)	17
2	(D)	7	812	29	15 680	7	816	—	—	4	382	4	6 847	18
2	(D)	7	812	27	(D)	7	816	—	—	4	382	4	6 847	19
29	7 057	20	3 362	137	109 374	42	11 248	2	(D)	23	(D)	59	19 026	21
20	4 391	18	(D)	136	(D)	42	11 248	2	(D)	20	3 972	54	18 391	22
9	2 666	2	(D)	1	(D)	—	—	—	—	3	(D)	5	635	23
2	(D)	1	(D)	8	2 689	3	329	—	—	1	(D)	1	(D)	24
5	438	—	—	17	6 303	7	948	—	—	2	(D)	4	272	25
4	(D)	—	—	12	3 715	7	948	—	—	2	(D)	2	(D)	26
1	(D)	—	—	5	2 588	—	—	—	—	—	—	2	(D)	27
19	11 086	21	7 187	107	97 445	42	17 917	1	(D)	29	(D)	39	37 814	28
—	—	1	(D)	4	(D)	—	—	—	—	2	(D)	1	(D)	29
14	9 536	18	6 841	96	95 168	41	(D)	1	(D)	21	(D)	33	36 863	30
5	1 550	2	(D)	3	603	1	(D)	—	—	6	(D)	4	(D)	31
17	6 582	10	2 435	46	26 907	25	6 897	1	(D)	5	(D)	22	10 710	32
12	5 209	9	(D)	43	25 907	25	6 897	1	(D)	4	472	21	(D)	33
5	1 373	1	(D)	3	1 000	—	—	—	—	1	(D)	1	(D)	34
9	1 692	2	(D)	47	26 944	12	1 396	—	—	3	728	13	9 107	35
5	283	2	(D)	45	(D)	12	1 396	—	—	3	728	13	9 107	36
4	1 409	—	—	2	(D)	—	—	—	—	—	—	—	—	37
16	10 211	19	3 448	101	60 342	30	8 846	1	(D)	28	(D)	32	10 642	38
15	(D)	16	2 803	98	59 704	30	8 846	1	(D)	23	1 192	26	(D)	39
1	(D)	3	645	3	638	—	—	—	—	5	(D)	6	(D)	40
15	3 436	21	7 916	49	17 006	26	6 902	2	(D)	17	(D)	33	10 339	41
2	(D)	4	1 018	15	9 105	12	(D)	1	(D)	5	599	8	1 074	42
—	(D)	1	(D)	—	—	—	—	—	—	—	—	—	(D)	43
1	(D)	1	(D)	3	660	—	—	—	—	2	(D)	4	(D)	44
9	2 791	12	5 896	20	5 109	12	3 576	1	(D)	5	(D)	17	7 349	45
3	(D)	3	(D)	11	2 132	2	(D)	—	—	5	(D)	3	(D)	46
9	2 127	6	(D)	27	10 401	12	2 082	—	—	1	(D)	7	1 460	47
3	(D)	5	562	26	(D)	12	2 082	—	—	1	(D)	6	(D)	48
6	(D)	1	(D)	1	(D)	—	—	—	—	—	—	1	(D)	49
2	(D)	5	773	10	4 369	7	990	—	—	5	89	7	561	50
2	(D)	4	(D)	9	(D)	7	990	—	—	4	(D)	6	(D)	51
2	(D)	1	(D)	1	(D)	—	—	—	—	1	(D)	1	(D)	52
9	972	9	899	43	20 460	17	2 550	—	—	5	499	14	3 055	53
1	(D)	1	(D)	15	(D)	12	2 118	—	—	2	(D)	8	1 907	54
2	(D)	6	604	26	13 819	4	(D)	—	—	—	—	3	(D)	55
6	742	2	(D)	2	(D)	1	(D)	—	—	3	(D)	3	(D)	56
1	(D)	2	(D)	9	3 701	—	—	—	—	—	—	7	(D)	57
—	(D)	2	(D)	9	3 701	5	(D)	—	—	2	(D)	7	1 003	58
1	(D)	—	—	—	—	—	—	—	—	2	(D)	6	(D)	59
13	1 616	5	(D)	17	22 646	7	2 271	—	—	10	751	10	1 562	60
7	(D)	4	(D)	13	(D)	6	(D)	—	—	3	(D)	9	(D)	61
6	(D)	1	(D)	4	(D)	1	(D)	—	—	7	(D)	1	(D)	62
2	(D)	8	598	15	7 485	7	880	—	—	7	355	6	696	63
2	(D)	4	312	8	4 732	5	(D)	—	—	4	172	4	(D)	64
—	—	4	286	7	2 753	2	(D)	—	—	3	183	2	(D)	65
1	(D)	5	306	6	1 481	1	(D)	—	—	1	(D)	2	(D)	66
10	(D)	11	1 936	40	20 275	16	2 173	1	(D)	11	1 292	23	4 944	67
7	665	10	(D)	39	(D)	15	(D)	1	(D)	10	(D)	17	(D)	68
3	(D)	1	(D)	1	(D)	1	(D)	—	—	1	(D)	6	(D)	69
11	1 544	4	(D)	28	16 400	21	6 173	1	(D)	7	(D)	13	2 268	70
5	596	2	(D)	22	13 973	18	(D)	—	—	6	(D)	10	2 065	71
6	948	2	(D)	6	2 427	3	(D)	1	(D)	1	(D)	3	203	72
4	(D)	10	2 272	32	11 970	9	3 030	—	—	11	(D)	18	4 314	73
2	(D)	5	1 702	25	9 708	6	1 039	—	—	6	344	14	3 699	74
—	—	3	(D)	6	(D)	3	1 991	—	—	1	(D)	2	(D)	75
2	(D)	2	(D)	1	(D)	—	—	—	—	4	(D)	2	(D)	76
4	1 180	—	—	4	1 193	—	—	—	—	—	—	2	(D)	77
15	2 984	14	3 417	51	24 606	30	5 405	1	(D)	3	104	20	4 741	78
8	1 860	11	2 873	42	21 801	25	4 567	1	(D)	1	(D)	14	4 259	79
7	1 124	3	544	9	2 805	5	838	—	—	2	(D)	6	482	80
9	1 666	3	(D)	14	4 282	5	(D)	—	—	8	1 124	10	1 648	81
4	1 008	1	(D)	12	(D)	5	(D)	—	—	4	(D)	8	(D)	82
5	658	2	(D)	2	(D)	—	—	—	—	4	(D)	2	(D)	83
—	—	—	—	—	—	—	—	—	—	—	—	—	—	84

Table 4. Summary Statistics for Firms Subject to Federal Income Tax for Counties and for

[Includes only establishments with payroll. For meaning of abbreviations and symbols, see introductory text. For explanation of terms and comparability of 1987 and 1992 censuses, see

	Geographic area	Establishments (number)	Receipts (\$1,000)	Annual payroll (\$1,000)	First-quarter payroll (\$1,000)	Paid employees for pay period including March 12 (number)	Selected kind-of-business or operation groups							
							Hotels, rooming houses, camps, and other lodging places (except membership lodging) (SIC 70 ex. 704)		Personal services (SIC 72)		Business services (SIC 73)		Automotive repair, services, and parking (SIC 75)	
							Number	Receipts (\$1,000)	Number	Receipts (\$1,000)	Number	Receipts (\$1,000)	Number	Receipts (\$1,000)
1	Prentiss County -----	77	20 449	5 078	1 088	380	1	(D)	12	3 630	2	(D)	13	2 106
2	Baldwyn (part) ▲	6	1 755	553	62	22	—	—	1	(D)	—	—	2	(D)
3	Booneville -----	56	15 447	3 995	915	309	1	(D)	9	(D)	1	(D)	3	(D)
4	Balance of county -----	15	3 247	530	111	49	—	—	2	(D)	1	(D)	8	(D)
5	Quitman County -----	30	5 251	1 396	360	109	1	(D)	5	620	—	—	4	834
6	Rankin County -----	448	296 007	94 465	21 128	4 604	5	(D)	41	7 300	81	35 650	65	43 738
7	Brandon -----	137	41 329	14 980	3 223	1 114	—	—	17	2 297	21	3 300	16	3 301
8	Flowood -----	17	42 682	13 408	3 213	582	—	—	1	(D)	1	(D)	1	(D)
9	Jackson (part) ▲	24	25 793	11 705	2 670	228	1	(D)	1	(D)	4	(D)	2	(D)
10	Pearl -----	166	102 806	30 347	7 228	1 725	4	(D)	18	4 107	36	24 079	26	12 206
11	Richland -----	30	31 894	5 475	1 299	295	—	—	1	(D)	3	(D)	7	(D)
12	Balance of county -----	74	51 503	18 550	3 495	660	—	—	3	(D)	16	(D)	13	(D)
13	Scott County -----	90	22 647	7 097	1 626	496	3	(D)	12	2 600	5	589	15	2 870
14	Forest -----	55	13 503	4 256	958	256	2	(D)	9	2 541	3	(D)	10	1 884
15	Morton -----	22	7 395	2 604	618	200	—	—	1	(D)	2	(D)	3	(D)
16	Balance of county -----	13	1 749	237	50	40	1	(D)	2	(D)	—	—	2	(D)
17	Sharkey County -----	23	5 173	1 925	414	154	—	—	4	432	1	(D)	2	(D)
18	Simpson County -----	77	32 365	12 757	2 828	996	3	554	5	(D)	7	1 284	4	(D)
19	Magee -----	37	22 334	9 596	2 149	761	2	(D)	2	(D)	2	(D)	2	(D)
20	Balance of county -----	40	10 031	3 161	679	235	1	(D)	3	(D)	5	(D)	2	(D)
21	Smith County -----	24	8 255	1 969	489	182	—	—	3	(D)	1	(D)	4	2 358
22	Stone County -----	39	10 660	3 397	865	238	—	—	4	532	3	(D)	10	2 612
23	Wiggins -----	35	10 451	3 354	845	227	—	—	3	(D)	3	(D)	9	(D)
24	Balance of county -----	4	209	43	20	11	—	—	1	(D)	—	—	1	(D)
25	Sunflower County -----	91	31 554	11 337	2 608	733	4	1 033	17	3 295	5	(D)	7	2 103
26	Indianola -----	61	22 334	8 222	1 890	531	4	1 033	13	2 936	4	(D)	1	(D)
27	Ruleville -----	9	4 207	1 678	394	106	—	—	1	(D)	—	—	1	(D)
28	Balance of county -----	21	5 013	1 437	324	96	—	—	3	(D)	1	(D)	5	(D)
29	Tallahatchie County -----	39	7 514	2 564	625	166	—	—	5	571	2	(D)	5	663
30	Tate County -----	71	26 518	8 274	1 811	570	1	(D)	12	2 002	6	1 403	10	2 271
31	Senatobia -----	55	21 224	6 811	1 485	418	1	(D)	11	(D)	2	(D)	6	1 832
32	Balance of county -----	16	5 294	1 463	326	152	—	—	1	(D)	4	(D)	4	439
33	Tippah County -----	66	14 814	5 317	1 250	374	1	(D)	11	1 653	7	1 487	7	1 170
34	Ripley -----	53	13 186	4 869	1 156	346	—	—	10	(D)	4	(D)	5	(D)
35	Balance of county -----	13	1 628	448	94	28	1	(D)	1	(D)	3	(D)	2	(D)
36	Tishomingo County -----	61	16 756	4 716	1 121	333	3	(D)	9	820	6	1 558	11	3 434
37	Iuka -----	25	8 966	2 953	682	225	2	(D)	2	(D)	3	(D)	2	(D)
38	Balance of county -----	36	7 790	1 763	439	108	1	(D)	7	(D)	3	(D)	9	(D)
39	Tunica County -----	21	25 212	4 400	101	40	—	—	4	(D)	—	—	2	(D)
40	Union County -----	86	21 565	6 602	1 475	367	4	(D)	8	1 585	7	1 264	13	1 669
41	New Albany -----	72	19 172	5 996	1 309	334	3	(D)	7	(D)	4	(D)	10	1 394
42	Balance of county -----	14	2 393	606	166	33	1	(D)	1	(D)	3	(D)	3	275
43	Walthall County -----	30	8 187	2 332	619	212	1	(D)	5	695	—	—	2	(D)
44	Warren County -----	276	165 055	56 112	13 085	3 136	16	12 649	37	6 689	36	12 691	25	5 239
45	Vicksburg -----	257	162 991	55 386	12 938	3 069	16	12 649	33	6 347	34	(D)	21	4 404
46	Balance of county -----	19	2 064	726	147	67	—	—	4	342	2	(D)	4	835
47	Washington County -----	369	114 516	40 316	8 789	2 564	12	5 230	46	9 999	40	11 334	42	7 270
48	Greenville -----	318	104 391	36 832	8 013	2 280	10	(D)	41	9 428	33	9 968	34	5 965
49	Hollandale -----	11	2 755	1 064	246	68	—	—	—	—	2	(D)	2	(D)
50	Leland -----	24	3 470	1 167	258	105	2	(D)	4	(D)	2	(D)	3	(D)
51	Balance of county -----	16	3 900	1 253	272	111	—	—	1	(D)	3	(D)	3	634
52	Wayne County -----	59	16 206	4 829	1 155	324	3	249	10	1 385	4	(D)	8	5 625
53	Waynesboro -----	55	15 990	4 795	1 143	318	3	249	10	1 385	4	(D)	7	(D)
54	Balance of county -----	4	216	34	12	6	—	—	—	—	—	—	1	(D)
55	Webster County -----	37	8 008	2 937	641	192	—	—	7	765	3	317	3	318
56	Wilkinson County -----	27	8 570	2 819	659	175	—	—	4	606	2	(D)	3	626
57	Winston County -----	72	28 004	6 650	1 528	490	2	(D)	17	1 887	3	339	7	(D)
58	Louisville -----	66	27 148	6 472	1 485	474	2	(D)	17	1 887	2	(D)	7	(D)
59	Balance of county -----	6	856	178	43	16	—	—	—	—	1	(D)	—	—
60	Yalobusha County -----	41	8 233	2 660	627	172	1	(D)	5	(D)	5	676	—	—
61	Water Valley -----	29	6 995	2 275	546	143	—	—	4	(D)	2	(D)	—	—
62	Balance of county -----	12	1 238	385	81	29	1	(D)	1	(D)	3	(D)	—	—
63	Yazoo County -----	91	23 777	7 903	1 750	531	3	(D)	17	1 703	9	711	10	1 810
64	Yazoo City -----	78	20 735	6 774	1 534	469	2	(D)	16	(D)	8	(D)	7	(D)
65	Balance of county -----	13	3 042	1 129	216	62	1	(D)	1	(D)	1	(D)	3	(D)

Places With 2,500 Inhabitants or More: 1992 —Con.

appendix A. For information on geographic areas followed by ▲, see appendix F]

Selected kind-of-business or operation groups —Con.														
Miscellaneous repair services (SIC 76)		Amusement and recreation services, including motion pictures and museums (SIC 78, 79, 84)		Health services (SIC 80)		Legal services (SIC 81)		Selected educational services (SIC 823, 4, 9)		Social services (SIC 83)		Engineering, accounting, research, management, and related services (except noncommercial research organizations) (SIC 87 ex. 8733)		
Number	Receipts (\$1,000)	Number	Receipts (\$1,000)	Number	Receipts (\$1,000)	Number	Receipts (\$1,000)	Number	Receipts (\$1,000)	Number	Receipts (\$1,000)	Number	Receipts (\$1,000)	
7	3 534	3	323	19	6 494	14	2 446	—	—	3	(D)	3	(D)	1
—	(D)	—	(D)	2	(D)	—	(D)	—	(D)	1	(D)	—	(D)	2
5	(D)	3	323	16	(D)	14	2 446	—	(D)	1	(D)	3	(D)	3
2	(D)	—	(D)	1	(D)	—	(D)	—	(D)	1	(D)	—	(D)	4
1	(D)	2	(D)	5	2 172	4	267	—	(D)	1	(D)	6	846	5
37	22 662	27	8 445	97	143 637	22	4 700	4	(D)	20	(D)	45	21 542	6
6	792	14	5 243	32	17 637	13	3 100	—	(D)	4	(D)	13	5 137	7
1	(D)	1	(D)	7	(D)	—	(D)	—	(D)	2	(D)	3	(D)	8
1	(D)	—	(D)	10	18 173	1	(D)	—	(D)	—	(D)	4	(D)	9
14	14 328	4	528	30	28 661	4	828	2	(D)	8	1 734	18	11 718	10
7	5 005	2	(D)	4	2 166	1	(D)	1	(D)	2	(D)	2	(D)	11
8	(D)	6	2 200	14	(D)	3	(D)	1	(D)	4	648	5	(D)	12
5	660	7	792	22	11 575	6	744	—	(D)	6	(D)	9	1 042	13
3	(D)	2	(D)	13	(D)	5	(D)	—	(D)	2	(D)	6	692	14
—	(D)	4	(D)	8	5 986	1	(D)	—	(D)	2	(D)	1	(D)	15
2	(D)	1	(D)	1	(D)	—	(D)	—	(D)	2	(D)	2	(D)	16
3	(D)	2	(D)	5	2 536	2	(D)	—	(D)	1	(D)	3	891	17
5	1 861	4	588	28	19 905	8	694	—	(D)	6	944	7	1 650	18
1	(D)	2	(D)	17	16 841	2	(D)	—	(D)	3	(D)	4	(D)	19
4	(D)	2	(D)	11	3 064	6	(D)	—	(D)	3	(D)	3	(D)	20
—	(D)	2	(D)	5	3 024	4	(D)	—	(D)	1	(D)	4	365	21
1	(D)	3	(D)	5	4 099	4	(D)	—	(D)	2	(D)	7	1 110	22
—	(D)	3	(D)	5	4 099	4	(D)	—	(D)	2	(D)	6	(D)	23
1	(D)	—	(D)	—	(D)	—	(D)	—	(D)	—	(D)	—	(D)	24
9	2 692	4	(D)	20	10 503	8	3 380	—	(D)	4	(D)	12	2 941	25
6	(D)	3	(D)	14	6 206	6	(D)	—	(D)	2	(D)	7	1 718	26
—	(D)	1	(D)	2	(D)	—	(D)	—	(D)	1	(D)	3	(D)	27
3	(D)	—	(D)	4	(D)	2	(D)	—	(D)	1	(D)	2	(D)	28
7	687	2	(D)	7	3 847	7	657	—	(D)	1	(D)	3	(D)	29
1	(D)	7	3 343	16	15 327	6	786	—	(D)	4	(D)	8	836	30
—	(D)	5	(D)	13	14 652	6	786	—	(D)	4	(D)	7	(D)	31
1	(D)	2	(D)	3	675	—	(D)	—	(D)	—	(D)	1	(D)	32
4	(D)	5	282	13	7 558	5	606	—	(D)	4	394	8	1 106	33
2	(D)	3	(D)	13	7 558	5	606	—	(D)	4	394	6	(D)	34
2	(D)	2	(D)	—	(D)	—	(D)	—	(D)	—	(D)	2	(D)	35
—	(D)	6	516	15	7 003	6	823	—	(D)	1	(D)	4	(D)	36
—	(D)	3	(D)	8	5 976	4	(D)	—	(D)	—	(D)	1	(D)	37
—	(D)	3	(D)	7	1 027	2	(D)	—	(D)	1	(D)	3	(D)	38
3	(D)	2	(D)	2	(D)	3	(D)	—	(D)	1	(D)	4	(D)	39
3	(D)	3	(D)	24	12 314	15	1 873	—	(D)	3	280	5	878	40
2	(D)	1	(D)	23	(D)	13	(D)	—	(D)	3	280	5	878	41
1	(D)	2	(D)	1	(D)	2	(D)	—	(D)	—	(D)	—	(D)	42
2	(D)	2	(D)	9	5 560	2	(D)	—	(D)	2	(D)	5	304	43
15	3 508	20	3 454	51	102 873	26	5 781	1	(D)	15	1 188	31	10 208	44
11	3 182	18	(D)	51	102 873	26	5 781	1	(D)	14	(D)	30	(D)	45
4	326	2	(D)	—	(D)	—	(D)	—	(D)	1	(D)	1	(D)	46
31	9 381	17	3 888	97	46 303	40	11 659	2	(D)	10	(D)	32	8 609	47
21	7 526	13	3 478	91	43 496	38	(D)	2	(D)	8	511	27	7 324	48
1	(D)	2	(D)	2	(D)	1	(D)	—	(D)	—	(D)	1	(D)	49
3	153	2	(D)	3	(D)	1	(D)	—	(D)	2	(D)	2	(D)	50
6	(D)	—	(D)	1	(D)	—	(D)	—	(D)	—	(D)	2	(D)	51
2	(D)	2	(D)	19	7 150	7	466	—	(D)	1	(D)	3	197	52
1	(D)	2	(D)	19	7 150	7	466	—	(D)	1	(D)	1	(D)	53
1	(D)	—	(D)	—	(D)	—	(D)	—	(D)	—	(D)	2	(D)	54
1	(D)	4	(D)	10	4 440	5	546	—	(D)	1	(D)	3	1 276	55
2	(D)	1	(D)	7	5 590	5	496	—	(D)	3	60	—	(D)	56
—	(D)	8	539	17	5 752	11	1 953	—	(D)	3	(D)	3	(D)	57
—	(D)	5	485	15	(D)	11	1 953	—	(D)	3	(D)	3	(D)	58
—	(D)	3	54	2	(D)	—	(D)	—	(D)	—	(D)	—	(D)	59
3	262	3	285	9	2 056	7	413	—	(D)	4	172	4	(D)	60
2	(D)	3	285	6	1 802	5	(D)	—	(D)	3	(D)	4	(D)	61
1	(D)	—	(D)	3	254	2	(D)	—	(D)	1	(D)	—	(D)	62
5	2 011	5	640	21	12 294	7	2 151	—	(D)	2	(D)	11	1 532	63
2	(D)	5	640	19	(D)	7	2 151	—	(D)	2	(D)	9	(D)	64
3	(D)	—	(D)	2	(D)	—	(D)	—	(D)	—	(D)	2	(D)	65

Table 5. Summary Statistics for Firms Subject to Federal Income Tax for Places With 350 Establishments or More: 1992

[Includes only establishments with payroll. For meaning of abbreviations and symbols, see introductory text. For explanation of terms and comparability of 1987 and 1992 censuses, see appendix A. For information on geographic areas followed by ▲, see appendix F]

SIC code	Geographic area and kind of business or operation	Establishments (number)	Receipts (\$1,000)	Annual payroll (\$1,000)	First-quarter payroll (\$1,000)	Paid employees for pay period including March 12 (number)
BILOXI						
	Total	377	272 759	85 026	14 916	4 558
70 ex. 704	Hotels, rooming houses, camps, and other lodging places (except membership lodging)	33	(D)	(D)	(D)	GG
7011	Hotels and motels	29	25 179	7 624	2 100	1 179
7011 pt.	Hotels	8	11 708	4 709	1 487	819
7011 pt.	Motels, motor hotels, and tourist courts	21	13 471	2 915	613	360
702, 3	Other lodging places	4	(D)	(D)	(D)	AA
72	Personal services	42	9 840	3 433	786	323
721	Laundry, cleaning, and garment services	7	2 335	937	210	95
7211	Power laundries, family and commercial*	1	(D)	(D)	(D)	AA
7213	Linen supply*	—	—	—	—	—
7215	Coin-operated laundries and drycleaning	—	—	—	—	—
7216	Drycleaning plants, except rug cleaning*	5	(D)	(D)	(D)	BB
7217	Carpet and upholstery cleaning	1	(D)	(D)	(D)	AA
7218	Industrial laundriers*	—	—	—	—	—
7212, 9	Other laundry, cleaning, and garment services*	—	—	—	—	—
722	Photographic studios, portrait	5	(D)	(D)	(D)	BB
723, 4	Beauty and barber shops	20	2 210	1 031	216	100
723	Beauty shops	19	(D)	(D)	(D)	BB
724	Barber shops	1	(D)	(D)	(D)	AA
725	Shoe repair shops and shoeshine parlors	1	(D)	(D)	(D)	AA
726	Funeral service and crematories	4	(D)	(D)	(D)	BB
729	Miscellaneous personal services	5	696	211	51	28
73	Business services	40	11 919	5 917	1 151	360
731	Advertising	4	958	486	133	19
732	Consumer credit reporting agencies, mercantile reporting agencies, and adjustment and collection agencies	—	—	—	—	—
733	Mailing, reproduction, commercial art and photography, and stenographic services	2	(D)	(D)	(D)	AA
734	Services to dwellings and other buildings	8	1 842	914	204	97
735	Miscellaneous equipment rental and leasing	6	1 020	258	56	16
736	Personnel supply services	7	(D)	(D)	(D)	BB
737	Computer programming, data processing, and other computer related services	4	2 276	1 152	241	44
7371, 2, 3	Computer programming, prepackaged software, and integrated systems	2	(D)	(D)	(D)	BB
7374, 5, 6	Data processing services	1	(D)	(D)	(D)	AA
7377, 8, 9	Computer rental and leasing, maintenance, and related services, n.e.c.	1	(D)	(D)	(D)	AA
738	Miscellaneous business services	9	2 909	2 003	408	158
75	Automotive repair, services, and parking	23	4 623	1 344	329	93
751	Automotive rental and leasing, without drivers	—	—	—	—	—
752	Automobile parking	—	—	—	—	—
753	Automotive repair shops	21	(D)	(D)	(D)	BB
7532	Top, body, and upholstery repair shops and paint shops	6	985	302	74	19
7538	General automotive repair shops	8	1 505	284	83	18
7533, 4, 6, 7, 9	Other automotive repair shops	7	(D)	(D)	(D)	BB
754	Automotive services, except repair	2	(D)	(D)	(D)	BB
76	Miscellaneous repair services	14	1 743	749	167	52
762	Electrical repair shops	8	933	255	55	22
7622	Radio and television repair shops	2	(D)	(D)	(D)	AA
7623, 9	Other electrical and electronic repair shops	6	(D)	(D)	(D)	AA
763	Watch, clock, and jewelry repair	—	—	—	—	—
764	Reupholstery and furniture repair	—	—	—	—	—
769	Miscellaneous repair and related services	6	810	494	112	30
78, 79, 84	Amusement and recreation services, including motion pictures and museums	39	92 582	22 754	514	272
781, 2	Motion picture production, distribution, and services	1	(D)	(D)	(D)	AA
783	Motion picture theaters	4	(D)	(D)	(D)	BB
784	Video tape rental	6	1 822	369	71	39
792	Theatrical producers (except motion picture), bands, orchestras, and entertainers	1	(D)	(D)	(D)	AA
793	Bowling centers	2	(D)	(D)	(D)	AA
79 ex. 792, 3, 84	Commercial sports and other amusement and recreation services, including museums	25	87 472	21 910	339	174
80	Health services	93	95 875	34 553	7 796	1 805
801	Offices and clinics of doctors of medicine	46	18 039	7 078	1 495	195
802	Offices and clinics of dentists	17	4 344	1 681	307	71
803	Offices and clinics of doctors of osteopathy	1	(D)	(D)	(D)	AA
804	Offices and clinics of other health practitioners	18	3 299	793	194	70
805	Nursing and personal care facilities	1	(D)	(D)	(D)	CC
806	Hospitals	3	(D)	(D)	(D)	FF
807, 8, 9	Other health services	7	(D)	(D)	(D)	EE
81	Legal services	50	21 198	4 270	1 022	208
823, 4, 9	Selected educational services	3	(D)	(D)	(D)	BB

Table 5. Summary Statistics for Firms Subject to Federal Income Tax for Places With 350 Establishments or More: 1992 — Con.

[Includes only establishments with payroll. For meaning of abbreviations and symbols, see introductory text. For explanation of terms and comparability of 1987 and 1992 censuses, see appendix A. For information on geographic areas followed by ▲, see appendix F]

SIC code	Geographic area and kind of business or operation	Establishments (number)	Receipts (\$1,000)	Annual payroll (\$1,000)	First-quarter payroll (\$1,000)	Paid employees for pay period including March 12 (number)
	BILOXI — Con.					
83	Social services	11	(D)	(D)	(D)	BB
835	Child day care services	9	(D)	(D)	(D)	BB
832, 3, 6, 9	Other social services	2	(D)	(D)	(D)	AA
87 ex. 8733	Engineering, accounting, research, management, and related services (except noncommercial research organizations)	29	7 474	3 499	846	155
871	Engineering, architectural, and surveying services	10	(D)	(D)	(D)	BB
872	Accounting, auditing, and bookkeeping services	11	3 476	1 672	430	79
873 ex. 8733	Research, development, and testing services (except noncommercial research organizations)	2	(D)	(D)	(D)	AA
874	Management and public relations services	6	1 956	862	187	31
89	Services, n.e.c.	-	-	-	-	-
	GULFPORT					
	Total	545	232 357	88 391	19 390	4 597
70 ex. 704	Hotels, rooming houses, camps, and other lodging places (except membership lodging)	19	7 741	1 721	398	218
7011	Hotels and motels	18	(D)	(D)	(D)	CC
7011 pt.	Hotels	2	(D)	(D)	(D)	AA
7011 pt.	Motels, motor hotels, and tourist courts	16	(D)	(D)	(D)	CC
702, 3	Other lodging places	1	(D)	(D)	(D)	AA
72	Personal services	50	14 734	5 668	1 272	418
721	Laundry, cleaning, and garment services	18	8 506	3 507	749	265
7211	Power laundries, family and commercial*	1	(D)	(D)	(D)	AA
7213	Linen supply*	1	(D)	(D)	(D)	BB
7215	Coin-operated laundries and drycleaning	1	(D)	(D)	(D)	AA
7216	Drycleaning plants, except rug cleaning*	9	3 306	1 638	363	132
7217	Carpet and upholstery cleaning	3	601	220	48	21
7218	Industrial laundriers*	1	(D)	(D)	(D)	AA
7212, 9	Other laundry, cleaning, and garment services*	2	(D)	(D)	(D)	BB
722	Photographic studios, portrait	-	-	-	-	-
723, 4	Beauty and barber shops	19	2 653	1 078	253	93
723	Beauty shops	18	(D)	(D)	(D)	BB
724	Barber shops	1	(D)	(D)	(D)	AA
725	Shoe repair shops and shoeshine parlors	-	-	-	-	-
726	Funeral service and crematories	8	2 962	928	226	47
729	Miscellaneous personal services	5	613	155	44	13
73	Business services	66	27 706	10 864	2 312	961
731	Advertising	4	(D)	(D)	(D)	BB
732	Consumer credit reporting agencies, mercantile reporting agencies, and adjustment and collection agencies	7	1 233	360	89	30
733	Mailing, reproduction, commercial art and photography, and stenographic services	2	(D)	(D)	(D)	AA
734	Services to dwellings and other buildings	12	4 109	1 752	508	235
735	Miscellaneous equipment rental and leasing	9	4 652	1 079	245	57
736	Personnel supply services	10	7 869	4 697	803	480
737	Computer programming, data processing, and other computer related services	8	2 287	1 093	236	35
7371, 2, 3	Computer programming, prepackaged software, and integrated systems	5	1 449	602	129	18
7374, 5, 6	Data processing services	1	(D)	(D)	(D)	AA
7377, 8, 9	Computer rental and leasing, maintenance, and related services, n.e.c.	2	(D)	(D)	(D)	AA
738	Miscellaneous business services	14	(D)	(D)	(D)	BB
75	Automotive repair, services, and parking	47	11 464	2 775	684	199
751	Automotive rental and leasing, without drivers	6	2 129	322	86	36
752	Automobile parking	-	-	-	-	-
753	Automotive repair shops	35	7 976	2 044	499	130
7532	Top, body, and upholstery repair shops and paint shops	9	1 294	400	80	23
7538	General automotive repair shops	14	3 303	787	208	59
7533, 4, 6, 7, 9	Other automotive repair shops	12	3 379	857	211	48
754	Automotive services, except repair	6	1 359	409	99	33
76	Miscellaneous repair services	26	4 571	1 409	378	92
762	Electrical repair shops	11	2 520	937	247	50
7622	Radio and television repair shops	2	(D)	(D)	(D)	AA
7623, 9	Other electrical and electronic repair shops	9	(D)	(D)	(D)	BB
763	Watch, clock, and jewelry repair	-	-	-	-	-
764	Reupholstery and furniture repair	2	(D)	(D)	(D)	AA
769	Miscellaneous repair and related services	13	(D)	(D)	(D)	BB

Table 5. Summary Statistics for Firms Subject to Federal Income Tax for Places With 350 Establishments or More: 1992 — Con.

[Includes only establishments with payroll. For meaning of abbreviations and symbols, see introductory text. For explanation of terms and comparability of 1987 and 1992 censuses, see appendix A. For information on geographic areas followed by ▲, see appendix F]

SIC code	Geographic area and kind of business or operation	Establishments (number)	Receipts (\$1,000)	Annual payroll (\$1,000)	First-quarter payroll (\$1,000)	Paid employees for pay period including March 12 (number)
GULFPORT—Con.						
78, 79, 84	Amusement and recreation services, including motion pictures and museums	28	11 101	3 212	703	259
781, 2	Motion picture production, distribution, and services	3	(D)	(D)	(D)	AA
783	Motion picture theaters	2	(D)	(D)	(D)	BB
784	Video tape rental	4	(D)	(D)	(D)	BB
792	Theatrical producers (except motion picture), bands, orchestras, and entertainers	—	—	—	—	—
793	Bowling centers	2	(D)	(D)	(D)	BB
79 ex. 792, 3; 84	Commercial sports and other amusement and recreation services, including museums	17	6 221	1 843	309	161
80	Health services	140	96 841	40 560	8 604	1 355
801	Offices and clinics of doctors of medicine	81	50 206	22 731	4 324	426
802	Offices and clinics of dentists	29	6 481	1 940	438	115
803	Offices and clinics of doctors of osteopathy	1	(D)	(D)	(D)	BB
804	Offices and clinics of other health practitioners	17	6 339	3 657	793	158
805	Nursing and personal care facilities	2	(D)	(D)	(D)	CC
806	Hospitals	1	(D)	(D)	(D)	EE
807, 8, 9	Other health services	9	6 846	1 829	469	105
81	Legal services	89	32 771	11 850	2 363	393
823, 4, 9	Selected educational services	6	3 446	1 279	485	96
83	Social services	27	6 707	2 674	660	214
835	Child day care services	15	1 156	523	128	71
832, 3, 6, 9	Other social services	12	5 551	2 151	532	143
87 ex. 8733	Engineering, accounting, research, management, and related services (except noncommercial research organizations)	47	15 275	6 379	1 531	392
871	Engineering, architectural, and surveying services	15	4 995	2 447	510	89
872	Accounting, auditing, and bookkeeping services	20	3 352	1 242	300	76
873 ex. 87333	Research, development, and testing services (except noncommercial research organizations)	4	(D)	(D)	(D)	BB
874	Management and public relations services	8	(D)	(D)	(D)	CC
89	Services, n.e.c.	—	—	—	—	—
HATTIESBURG ▲						
	Total	439	230 479	96 865	21 007	4 132
70 ex. 704	Hotels, rooming houses, camps, and other lodging places (except membership lodging)	11	(D)	(D)	(D)	CC
7011	Hotels and motels	10	(D)	(D)	(D)	CC
7011 pt.	Hotels	2	(D)	(D)	(D)	BB
7011 pt.	Motels, motor hotels, and tourist courts	8	(D)	(D)	(D)	CC
702, 3	Other lodging places	1	(D)	(D)	(D)	AA
72	Personal services	38	8 307	2 600	673	249
721	Laundry, cleaning, and garment services	12	(D)	(D)	(D)	BB
7211	Power laundries, family and commercial*	1	(D)	(D)	(D)	AA
7213	Linen supply*	—	—	—	—	—
7215	Coin-operated laundries and drycleaning	4	(D)	(D)	(D)	AA
7216	Drycleaning plants, except rug cleaning*	6	1 590	672	156	78
7217	Carpet and upholstery cleaning	1	(D)	(D)	(D)	AA
7218	Industrial laundriers*	—	—	—	—	—
7212, 9	Other laundry, cleaning, and garment services*	—	—	—	—	—
722	Photographic studios, portrait	4	(D)	(D)	(D)	AA
723, 4	Beauty and barber shops	16	2 058	643	149	69
723	Beauty shops	14	(D)	(D)	(D)	BB
724	Barber shops	2	(D)	(D)	(D)	AA
725	Shoe repair shops and shoeshine parlors	—	—	—	—	—
726	Funeral service and crematories	4	(D)	(D)	(D)	BB
729	Miscellaneous personal services	2	(D)	(D)	(D)	BB
73	Business services	59	26 502	7 736	1 900	602
731	Advertising	3	(D)	(D)	(D)	BB
732	Consumer credit reporting agencies, mercantile reporting agencies, and adjustment and collection agencies	4	1 776	1 019	238	47
733	Mailing, reproduction, commercial art and photography, and stenographic services	6	(D)	(D)	(D)	BB
734	Services to dwellings and other buildings	11	2 964	1 175	265	81
735	Miscellaneous equipment rental and leasing	9	6 037	1 414	326	85
736	Personnel supply services	2	(D)	(D)	(D)	BB
737	Computer programming, data processing, and other computer related services	5	1 368	337	100	24
7371, 2, 3	Computer programming, prepackaged software, and integrated systems	4	(D)	(D)	(D)	AA
7374, 5, 6	Data processing services	—	—	—	—	—
7377, 8, 9	Computer rental and leasing, maintenance, and related services, n.e.c.	1	(D)	(D)	(D)	AA
738	Miscellaneous business services	19	(D)	(D)	(D)	CC

Table 5. Summary Statistics for Firms Subject to Federal Income Tax for Places With 350 Establishments or More: 1992 — Con.

[Includes only establishments with payroll. For meaning of abbreviations and symbols, see introductory text. For explanation of terms and comparability of 1987 and 1992 censuses, see appendix A. For information on geographic areas followed by ▲, see appendix F]

SIC code	Geographic area and kind of business or operation	Establishments (number)	Receipts (\$1,000)	Annual payroll (\$1,000)	First-quarter payroll (\$1,000)	Paid employees for pay period including March 12 (number)
HATTIESBURG ▲—Con.						
75	Automotive repair, services, and parking	39	9 791	2 412	565	163
751	Automotive rental and leasing, without drivers	4	(D)	(D)	(D)	AA
752	Automobile parking	—	—	—	—	—
753	Automotive repair shops	29	7 071	1 811	424	107
7532	Top, body, and upholstery repair shops and paint shops	4	636	144	30	7
7538	General automotive repair shops	12	3 158	792	189	50
7533, 4, 6, 7, 9	Other automotive repair shops	13	3 277	875	205	50
754	Automotive services, except repair	6	(D)	(D)	(D)	BB
76	Miscellaneous repair services	14	4 307	1 081	254	56
762	Electrical repair shops	4	(D)	(D)	(D)	BB
7622	Radio and television repair shops	2	(D)	(D)	(D)	AA
7623, 9	Other electrical and electronic repair shops	2	(D)	(D)	(D)	BB
763	Watch, clock, and jewelry repair	—	—	—	—	—
764	Reupholstery and furniture repair	—	—	—	—	—
769	Miscellaneous repair and related services	10	(D)	(D)	(D)	BB
78, 79, 84	Amusement and recreation services, including motion pictures and museums	26	7 410	1 361	286	156
781, 2	Motion picture production, distribution, and services	1	(D)	(D)	(D)	AA
783	Motion picture theaters	3	(D)	(D)	(D)	BB
784	Video tape rental	8	(D)	(D)	(D)	BB
792	Theatrical producers (except motion picture), bands, orchestras, and entertainers	—	—	—	—	—
793	Bowling centers	—	—	—	—	—
79 ex. 792, 3; 84	Commercial sports and other amusement and recreation services, including museums	14	3 271	769	144	64
80	Health services	105	121 625	62 561	13 255	1 921
801	Offices and clinics of doctors of medicine	47	65 457	42 504	8 397	774
802	Offices and clinics of dentists	27	9 166	3 679	768	141
803	Offices and clinics of doctors of osteopathy	—	—	—	—	—
804	Offices and clinics of other health practitioners	12	(D)	(D)	(D)	BB
805	Nursing and personal care facilities	5	(D)	(D)	(D)	FF
806	Hospitals	—	—	—	—	—
807, 8, 9	Other health services	14	(D)	(D)	(D)	EE
81	Legal services	64	(D)	(D)	(D)	EE
823, 4, 9	Selected educational services	2	(D)	(D)	(D)	BB
83	Social services	21	2 270	955	231	147
835	Child day care services	16	(D)	(D)	(D)	BB
832, 3, 6, 9	Other social services	5	(D)	(D)	(D)	BB
87 ex. 8733	Engineering, accounting, research, management, and related services (except noncommercial research organizations)	57	16 382	6 303	1 480	286
871	Engineering, architectural, and surveying services	16	(D)	(D)	(D)	BB
872	Accounting, auditing, and bookkeeping services	30	9 038	3 603	854	137
873 ex. 8733	Research, development, and testing services (except noncommercial research organizations)	2	(D)	(D)	(D)	AA
874	Management and public relations services	9	(D)	(D)	(D)	BB
89	Services, n.e.c.	3	(D)	(D)	(D)	BB
JACKSON ▲						
	Total	1 864	1 162 292	435 907	95 987	22 300
70 ex. 704	Hotels, rooming houses, camps, and other lodging places (except membership lodging)	44	(D)	(D)	(D)	GG
7011	Hotels and motels	41	55 924	13 778	3 572	1 200
7011 pt.	Hotels	12	(D)	(D)	(D)	EE
7011 pt.	Motels, motor hotels, and tourist courts	29	(D)	(D)	(D)	FF
702, 3	Other lodging places	3	(D)	(D)	(D)	AA
72	Personal services	184	61 568	21 617	5 368	1 831
721	Laundry, cleaning, and garment services	62	33 360	12 087	2 923	935
7211	Power laundries, family and commercial*	1	(D)	(D)	(D)	BB
7213	Linen supply*	1	(D)	(D)	(D)	BB
7215	Coin-operated laundries and drycleaning	17	2 211	287	62	44
7216	Drycleaning plants, except rug cleaning*	29	9 019	4 134	1 016	357
7217	Carpet and upholstery cleaning	8	(D)	(D)	(D)	BB
7218	Industrial launderers*	3	15 115	5 420	1 301	353
7212, 9	Other laundry, cleaning, and garment services*	3	(D)	(D)	(D)	AA
722	Photographic studios, portrait	14	4 975	1 364	337	110
723, 4	Beauty and barber shops	70	9 208	4 316	1 049	319
723	Beauty shops	62	8 483	4 056	979	297
724	Barber shops	8	725	260	70	22
725	Shoe repair shops and shoeshine parlors	5	(D)	(D)	(D)	AA
726	Funeral service and crematories	10	(D)	(D)	(D)	CC
729	Miscellaneous personal services	23	(D)	(D)	(D)	EE

Table 5. Summary Statistics for Firms Subject to Federal Income Tax for Places With 350 Establishments or More: 1992 — Con.

[Includes only establishments with payroll. For meaning of abbreviations and symbols, see introductory text. For explanation of terms and comparability of 1987 and 1992 censuses, see appendix A. For information on geographic areas followed by ▲, see appendix F]

SIC code	Geographic area and kind of business or operation	Establishments (number)	Receipts (\$1,000)	Annual payroll (\$1,000)	First-quarter payroll (\$1,000)	Paid employees for pay period including March 12 (number)
	JACKSON ▲—Con.					
73	Business services	286	217 211	88 063	20 004	7 782
731	Advertising	22	16 707	5 626	1 308	184
732	Consumer credit reporting agencies, mercantile reporting agencies, and adjustment and collection agencies	17	(D)	(D)	(D)	CC
733	Mailing, reproduction, commercial art and photography, and stenographic services	17	15 206	3 573	778	172
734	Services to dwellings and other buildings	54	19 146	6 928	1 639	1 252
735	Miscellaneous equipment rental and leasing	24	(D)	(D)	(D)	CC
736	Personnel supply services	43	47 144	30 697	6 889	3 550
737	Computer programming, data processing, and other computer related services	43	29 915	5 775	1 502	194
7371, 2, 3	Computer programming, prepackaged software, and integrated systems	24	8 068	2 240	566	87
7374, 5, 6	Data processing services	9	(D)	(D)	(D)	BB
7377, 8, 9	Computer rental and leasing, maintenance, and related services, n.e.c.	10	(D)	(D)	(D)	BB
738	Miscellaneous business services	66	(D)	(D)	(D)	GG
75	Automotive repair, services, and parking	153	62 072	14 667	3 598	850
751	Automotive rental and leasing, without drivers	14	10 412	1 397	346	68
752	Automobile parking	20	(D)	(D)	(D)	BB
753	Automotive repair shops	103	44 372	11 218	2 651	552
7532	Top, body, and upholstery repair shops and paint shops	21	(D)	(D)	(D)	CC
7538	General automotive repair shops	46	11 690	3 634	906	179
7533, 4, 6, 7, 9	Other automotive repair shops	36	(D)	(D)	(D)	CC
754	Automotive services, except repair	16	(D)	(D)	(D)	CC
76	Miscellaneous repair services	78	34 326	11 132	2 622	629
762	Electrical repair shops	26	14 150	5 592	1 357	286
7622	Radio and television repair shops	9	4 575	1 313	316	56
7623, 9	Other electrical and electronic repair shops	17	9 575	4 279	1 041	230
763	Watch, clock, and jewelry repair	3	(D)	(D)	(D)	AA
764	Reupholstery and furniture repair	8	1 282	629	76	40
769	Miscellaneous repair and related services	41	(D)	(D)	(D)	EE
78, 79, 84	Amusement and recreation services, including motion pictures and museums	55	31 097	6 912	1 512	631
781, 2	Motion picture production, distribution, and services	3	(D)	(D)	(D)	AA
783	Motion picture theaters	5	(D)	(D)	(D)	BB
784	Video tape rental	13	4 482	864	188	101
792	Theatrical producers (except motion picture), bands, orchestras, and entertainers	3	(D)	(D)	(D)	AA
793	Bowling centers	4	1 567	435	114	53
79 ex. 792, 3; 84	Commercial sports and other amusement and recreation services, including museums	27	19 415	4 431	1 011	369
80	Health services	465	342 292	151 726	29 766	4 669
801	Offices and clinics of doctors of medicine	253	232 071	107 137	19 408	1 924
802	Offices and clinics of dentists	114	33 302	11 548	2 502	506
803	Offices and clinics of doctors of osteopathy	—	—	—	—	—
804	Offices and clinics of other health practitioners	41	9 139	2 887	663	161
805	Nursing and personal care facilities	13	21 064	9 537	2 399	953
806	Hospitals	1	(D)	(D)	(D)	AA
807, 8, 9	Other health services	43	(D)	(D)	(D)	GG
81	Legal services	238	191 592	61 288	14 031	1 830
823, 4, 9	Selected educational services	14	5 423	2 561	749	155
83	Social services	69	12 180	4 918	1 153	513
835	Child day care services	36	(D)	(D)	(D)	EE
832, 3, 6, 9	Other social services	33	(D)	(D)	(D)	CC
87 ex. 8733	Engineering, accounting, research, management, and related services (except noncommercial research organizations)	270	145 293	58 449	13 455	2 176
871	Engineering, architectural, and surveying services	86	65 162	26 967	5 926	863
872	Accounting, auditing, and bookkeeping services	100	52 280	21 402	5 193	793
873 ex. 8733	Research, development, and testing services (except noncommercial research organizations)	14	(D)	(D)	(D)	CC
874	Management and public relations services	70	(D)	(D)	(D)	EE
89	Services, n.e.c.	8	(D)	(D)	(D)	BB

Table 5. Summary Statistics for Firms Subject to Federal Income Tax for Places With 350 Establishments or More: 1992 — Con.

[Includes only establishments with payroll. For meaning of abbreviations and symbols, see introductory text. For explanation of terms and comparability of 1987 and 1992 censuses, see appendix A. For information on geographic areas followed by ▲, see appendix F]

SIC code	Geographic area and kind of business or operation	Establishments (number)	Receipts (\$1,000)	Annual payroll (\$1,000)	First-quarter payroll (\$1,000)	Paid employees for pay period including March 12 (number)
MERIDIAN						
	Total	451	199 338	79 896	16 151	3 703
70 ex. 704	Hotels, rooming houses, camps, and other lodging places (except membership lodging)	17	(D)	(D)	(D)	EE
7011	Hotels and motels	17	(D)	(D)	(D)	EE
7011 pt.	Hotels	2	(D)	(D)	(D)	BB
7011 pt.	Motels, motor hotels, and tourist courts	15	(D)	(D)	(D)	EE
702, 3	Other lodging places	—	—	—	—	—
72	Personal services	46	11 608	3 970	1 042	379
721	Laundry, cleaning, and garment services	14	(D)	(D)	(D)	CC
7211	Power laundries, family and commercial*	2	(D)	(D)	(D)	BB
7213	Linen supply*	—	—	—	—	—
7215	Coin-operated laundries and drycleaning	4	391	142	36	16
7216	Drycleaning plants, except rug cleaning*	5	1 504	578	148	54
7217	Carpet and upholstery cleaning	2	(D)	(D)	(D)	BB
7218	Industrial laundriers*	1	(D)	(D)	(D)	BB
7212, 9	Other laundry, cleaning, and garment services*	—	—	—	—	—
722	Photographic studios, portrait	5	828	152	38	19
723, 4	Beauty and barber shops	16	(D)	(D)	(D)	BB
723	Beauty shops	14	(D)	(D)	(D)	BB
724	Barber shops	2	(D)	(D)	(D)	AA
725	Shoe repair shops and shoeshine parlors	—	—	—	—	—
726	Funeral service and crematories	5	2 766	736	228	61
729	Miscellaneous personal services	6	844	228	95	51
73	Business services	52	13 835	6 276	1 393	530
731	Advertising	6	2 229	690	106	28
732	Consumer credit reporting agencies, mercantile reporting agencies, and adjustment and collection agencies	7	1 480	488	116	29
733	Mailing, reproduction, commercial art and photography, and stenographic services	2	(D)	(D)	(D)	AA
734	Services to dwellings and other buildings	7	1 629	565	130	37
735	Miscellaneous equipment rental and leasing	8	(D)	(D)	(D)	BB
736	Personnel supply services	5	(D)	(D)	(D)	CC
737	Computer programming, data processing, and other computer related services	2	(D)	(D)	(D)	AA
7371, 2, 3	Computer programming, prepackaged software, and integrated systems	1	(D)	(D)	(D)	AA
7374, 5, 6	Data processing services	1	(D)	(D)	(D)	AA
7377, 8, 9	Computer rental and leasing, maintenance, and related services, n.e.c.	—	—	—	—	—
738	Miscellaneous business services	15	(D)	(D)	(D)	CC
75	Automotive repair, services, and parking	44	(D)	(D)	(D)	CC
751	Automotive rental and leasing, without drivers	4	(D)	(D)	(D)	AA
752	Automobile parking	—	—	—	—	—
753	Automotive repair shops	35	(D)	(D)	(D)	CC
7532	Top, body, and upholstery repair shops and paint shops	7	3 634	1 109	271	51
7538	General automotive repair shops	17	3 346	608	149	51
7533, 4, 6, 7, 9	Other automotive repair shops	11	(D)	(D)	(D)	BB
754	Automotive services, except repair	5	1 688	433	100	41
76	Miscellaneous repair services	20	4 391	1 220	281	92
762	Electrical repair shops	5	1 606	590	134	39
7622	Radio and television repair shops	2	(D)	(D)	(D)	AA
7623, 9	Other electrical and electronic repair shops	3	(D)	(D)	(D)	BB
763	Watch, clock, and jewelry repair	—	—	—	—	—
764	Reupholstery and furniture repair	3	217	57	11	11
769	Miscellaneous repair and related services	12	2 568	573	136	42
78, 79, 84	Amusement and recreation services, including motion pictures and museums	18	(D)	(D)	(D)	CC
781, 2	Motion picture production, distribution, and services	—	—	—	—	—
783	Motion picture theaters	—	—	—	—	—
784	Video tape rental	5	977	192	47	33
792	Theatrical producers (except motion picture), bands, orchestras, and entertainers	—	—	—	—	—
793	Bowling centers	—	—	—	—	—
79 ex. 792, 3, 84	Commercial sports and other amusement and recreation services, including museums	13	(D)	(D)	(D)	BB
80	Health services	136	(D)	(D)	(D)	GG
801	Offices and clinics of doctors of medicine	70	68 573	37 386	6 354	672
802	Offices and clinics of dentists	28	7 818	2 773	615	130
803	Offices and clinics of doctors of osteopathy	2	(D)	(D)	(D)	AA
804	Offices and clinics of other health practitioners	13	2 297	691	136	37
805	Nursing and personal care facilities	4	(D)	(D)	(D)	EE
806	Hospitals	1	(D)	(D)	(D)	CC
807, 8, 9	Other health services	18	(D)	(D)	(D)	CC
81	Legal services	42	11 248	1 965	466	122
823, 4, 9	Selected educational services	2	(D)	(D)	(D)	BB

Table 5. Summary Statistics for Firms Subject to Federal Income Tax for Places With 350 Establishments or More: 1992 — Con.

[Includes only establishments with payroll. For meaning of abbreviations and symbols, see introductory text. For explanation of terms and comparability of 1987 and 1992 censuses, see appendix A. For information on geographic areas followed by ▲, see appendix F]

SIC code	Geographic area and kind of business or operation	Establishments (number)	Receipts (\$1,000)	Annual payroll (\$1,000)	First-quarter payroll (\$1,000)	Paid employees for pay period including March 12 (number)
MERIDIAN—Con.						
83	Social services	20	3 972	1 273	281	123
835	Child day care services	16	(D)	(D)	(D)	CC
832, 3, 6, 9	Other social services	4	(D)	(D)	(D)	BB
87 ex. 8733	Engineering, accounting, research, management, and related services (except noncommercial research organizations)	54	18 391	7 323	1 504	294
871	Engineering, architectural, and surveying services	18	(D)	(D)	(D)	CC
872	Accounting, auditing, and bookkeeping services	24	9 091	2 892	725	127
873 ex. 8733	Research, development, and testing services (except noncommercial research organizations)	1	(D)	(D)	(D)	AA
874	Management and public relations services	11	(D)	(D)	(D)	BB
89	Services, n.e.c.	-	-	-	-	-
TUPELO						
	Total	388	229 335	110 174	23 306	4 209
70 ex. 704	Hotels, rooming houses, camps, and other lodging places (except membership lodging)	10	(D)	(D)	(D)	BB
7011	Hotels and motels	10	(D)	(D)	(D)	BB
7011 pt.	Hotels	1	(D)	(D)	(D)	AA
7011 pt.	Motels, motor hotels, and tourist courts	9	(D)	(D)	(D)	BB
702, 3	Other lodging places	-	-	-	-	-
72	Personal services	49	9 390	3 011	764	270
721	Laundry, cleaning, and garment services	13	3 055	1 046	288	103
7211	Power laundries, family and commercial*	1	(D)	(D)	(D)	AA
7213	Linen supply*	-	-	-	-	-
7215	Coin-operated laundries and drycleaning	1	(D)	(D)	(D)	AA
7216	Drycleaning plants, except rug cleaning*	9	(D)	(D)	(D)	BB
7217	Carpet and upholstery cleaning	2	(D)	(D)	(D)	AA
7218	Industrial laundries*	-	-	-	-	-
7212, 9	Other laundry, cleaning, and garment services*	-	-	-	-	-
722	Photographic studios, portrait	3	(D)	(D)	(D)	AA
723, 4	Beauty and barber shops	22	(D)	(D)	(D)	BB
723	Beauty shops	22	(D)	(D)	(D)	BB
724	Barber shops	-	-	-	-	-
725	Shoe repair shops and shoeshine parlors	1	(D)	(D)	(D)	AA
726	Funeral service and crematories	4	(D)	(D)	(D)	BB
729	Miscellaneous personal services	6	(D)	(D)	(D)	BB
73	Business services	60	30 164	13 465	3 037	1 031
731	Advertising	3	965	476	83	14
732	Consumer credit reporting agencies, mercantile reporting agencies, and adjustment and collection agencies	6	3 080	1 106	247	64
733	Mailing, reproduction, commercial art and photography, and stenographic services	5	(D)	(D)	(D)	BB
734	Services to dwellings and other buildings	9	3 386	1 547	350	169
735	Miscellaneous equipment rental and leasing	10	(D)	(D)	(D)	CC
736	Personnel supply services	9	7 264	5 007	1 069	390
737	Computer programming, data processing, and other computer related services	5	(D)	(D)	(D)	CC
7371, 2, 3	Computer programming, prepackaged software, and integrated systems	2	(D)	(D)	(D)	AA
7374, 5, 6	Data processing services	1	(D)	(D)	(D)	BB
7377, 8, 9	Computer rental and leasing, maintenance, and related services, n.e.c.	2	(D)	(D)	(D)	AA
738	Miscellaneous business services	13	(D)	(D)	(D)	CC
75	Automotive repair, services, and parking	44	16 154	3 516	755	221
751	Automotive rental and leasing, without drivers	9	(D)	(D)	(D)	BB
752	Automobile parking	-	-	-	-	-
753	Automotive repair shops	30	(D)	(D)	(D)	CC
7532	Top, body, and upholstery repair shops and paint shops	6	(D)	(D)	(D)	AA
7538	General automotive repair shops	16	3 793	1 265	240	57
7533, 4, 6, 7, 9	Other automotive repair shops	8	(D)	(D)	(D)	BB
754	Automotive services, except repair	5	946	381	88	42
76	Miscellaneous repair services	14	9 536	2 300	541	110
762	Electrical repair shops	6	(D)	(D)	(D)	BB
7622	Radio and television repair shops	1	(D)	(D)	(D)	AA
7623, 9	Other electrical and electronic repair shops	5	(D)	(D)	(D)	BB
763	Watch, clock, and jewelry repair	-	-	-	-	-
764	Reupholstery and furniture repair	-	-	-	-	-
769	Miscellaneous repair and related services	8	(D)	(D)	(D)	BB

Table 5. Summary Statistics for Firms Subject to Federal Income Tax for Places With 350 Establishments or More: 1992 — Con.

[Includes only establishments with payroll. For meaning of abbreviations and symbols, see introductory text. For explanation of terms and comparability of 1987 and 1992 censuses, see appendix A. For information on geographic areas followed by ▲, see appendix F]

SIC code	Geographic area and kind of business or operation	Establishments (number)	Receipts (\$1,000)	Annual payroll (\$1,000)	First-quarter payroll (\$1,000)	Paid employees for pay period including March 12 (number)
	TUPELO—Con.					
78, 79, 84	Amusement and recreation services, including motion pictures and museums	18	6 841	897	218	126
781, 2	Motion picture production, distribution, and services	—	—	—	—	—
783	Motion picture theaters	2	(D)	(D)	(D)	BB
784	Video tape rental	3	(D)	(D)	(D)	BB
792	Theatrical producers (except motion picture), bands, orchestras, and entertainers	—	—	—	—	—
793	Bowling centers	1	(D)	(D)	(D)	BB
79 ex. 792, 3; 84	Commercial sports and other amusement and recreation services, including museums	12	1 788	236	52	38
80	Health services	96	95 168	54 064	10 698	1 112
801	Offices and clinics of doctors of medicine	52	69 871	43 154	8 243	588
802	Offices and clinics of dentists	27	(D)	(D)	(D)	CC
803	Offices and clinics of doctors of osteopathy	—	—	—	—	—
804	Offices and clinics of other health practitioners	10	(D)	(D)	(D)	BB
805	Nursing and personal care facilities	3	(D)	(D)	(D)	CC
806	Hospitals	—	—	—	—	—
807, 8, 9	Other health services	4	(D)	(D)	(D)	CC
81	Legal services	41	(D)	(D)	(D)	CC
823, 4, 9	Selected educational services	1	(D)	(D)	(D)	AA
83	Social services	21	(D)	(D)	(D)	CC
835	Child day care services	17	(D)	(D)	(D)	BB
832, 3, 6, 9	Other social services	4	(D)	(D)	(D)	AA
87 ex. 8733	Engineering, accounting, research, management, and related services (except noncommercial research organizations)	33	36 863	22 836	5 188	902
871	Engineering, architectural, and surveying services	8	6 532	3 362	632	125
872	Accounting, auditing, and bookkeeping services	18	15 876	9 990	2 366	533
873 ex. 8733	Research, development, and testing services (except noncommercial research organizations)	—	—	—	—	—
874	Management and public relations services	7	14 455	9 484	2 190	244
89	Services, n.e.c.	1	(D)	(D)	(D)	AA

Table 6. Summary Statistics for Firms Subject to Federal Income Tax for Counties With 350 Establishments or More: 1992

[Includes only establishments with payroll. For meaning of abbreviations and symbols, see introductory text. For explanation of terms and comparability of 1987 and 1992 censuses, see appendix A. For information on geographic areas followed by ▲, see appendix F]

SIC code	Geographic area and kind of business or operation	Establishments (number)	Receipts (\$1,000)	Annual payroll (\$1,000)	First-quarter payroll (\$1,000)	Paid employees for pay period including March 12 (number)
	FORREST COUNTY					
	Total	517	256 272	107 058	23 442	4 735
70 ex. 704	Hotels, rooming houses, camps, and other lodging places (except membership lodging)	13	8 383	1 946	437	241
7011	Hotels and motels	12	(D)	(D)	(D)	CC
7011 pt.	Hotels	3	(D)	(D)	(D)	BB
7011 pt.	Motels, motor hotels, and tourist courts	9	(D)	(D)	(D)	CC
702, 3	Other lodging places	1	(D)	(D)	(D)	AA
72	Personal services	44	8 631	2 651	679	257
721	Laundry, cleaning, and garment services	15	2 484	833	191	101
7211	Power laundries, family and commercial*	1	(D)	(D)	(D)	AA
7213	Linen supply*	—	—	—	—	—
7215	Coin-operated laundries and drycleaning	7	(D)	(D)	(D)	AA
7216	Drycleaning plants, except rug cleaning*	6	1 590	672	156	78
7217	Carpet and upholstery cleaning	1	(D)	(D)	(D)	AA
7218	Industrial launderers*	—	—	—	—	—
7212, 9	Other laundry, cleaning, and garment services*	—	—	—	—	—
722	Photographic studios, portrait	5	1 012	179	42	19
723, 4	Beauty and barber shops	16	2 058	643	149	69
723	Beauty shops	14	(D)	(D)	(D)	BB
724	Barber shops	2	(D)	(D)	(D)	AA
725	Shoe repair shops and shoeshine parlors	—	—	—	—	—
726	Funeral service and crematories	5	(D)	(D)	(D)	BB
729	Miscellaneous personal services	3	(D)	(D)	(D)	BB

Table 6. Summary Statistics for Firms Subject to Federal Income Tax for Counties With 350 Establishments or More: 1992 — Con.

[Includes only establishments with payroll. For meaning of abbreviations and symbols, see introductory text. For explanation of terms and comparability of 1987 and 1992 censuses, see appendix A. For information on geographic areas followed by ▲, see appendix F]

SIC code	Geographic area and kind of business or operation	Establishments (number)	Receipts (\$1,000)	Annual payroll (\$1,000)	First-quarter payroll (\$1,000)	Paid employees for pay period including March 12 (number)
FORREST COUNTY—Con.						
73	Business services	70	27 856	8 401	2 068	708
731	Advertising	3	(D)	(D)	(D)	BB
732	Consumer credit reporting agencies, mercantile reporting agencies, and adjustment and collection agencies	4	1 776	1 019	238	47
733	Mailing, reproduction, commercial art and photography, and stenographic services	7	2 009	496	129	35
734	Services to dwellings and other buildings	17	3 563	1 409	322	119
735	Miscellaneous equipment rental and leasing	9	6 037	1 414	326	85
736	Personnel supply services	2	(D)	(D)	(D)	BB
737	Computer programming, data processing, and other computer related services	5	1 368	337	100	24
7371, 2, 3	Computer programming, prepackaged software, and integrated systems	4	(D)	(D)	(D)	AA
7374, 5, 6	Data processing services	—	—	—	—	—
7377, 8, 9	Computer rental and leasing, maintenance, and related services, n.e.c.	1	(D)	(D)	(D)	AA
738	Miscellaneous business services	23	10 937	2 414	641	290
75	Automotive repair, services, and parking	53	12 016	3 024	719	205
751	Automotive rental and leasing, without drivers	5	834	111	27	9
752	Automobile parking	—	—	—	—	—
753	Automotive repair shops	40	9 114	2 372	555	142
7532	Top, body, and upholstery repair shops and paint shops	4	636	144	30	7
7538	General automotive repair shops	18	4 477	1 085	250	69
7533, 4, 6, 7, 9	Other automotive repair shops	18	4 001	1 143	275	66
754	Automotive services, except repair	8	2 068	541	137	54
76	Miscellaneous repair services	18	5 174	1 238	292	69
762	Electrical repair shops	5	2 045	569	131	30
7622	Radio and television repair shops	2	(D)	(D)	(D)	AA
7623, 9	Other electrical and electronic repair shops	3	(D)	(D)	(D)	BB
763	Watch, clock, and jewelry repair	1	(D)	(D)	(D)	AA
764	Reupholstery and furniture repair	—	—	—	—	—
769	Miscellaneous repair and related services	12	(D)	(D)	(D)	BB
78, 79, 84	Amusement and recreation services, including motion pictures and museums	36	8 692	1 674	358	193
781, 2	Motion picture production, distribution, and services	1	(D)	(D)	(D)	AA
783	Motion picture theaters	3	(D)	(D)	(D)	BB
784	Video tape rental	11	2 529	408	106	60
792	Theatrical producers (except motion picture), bands, orchestras, and entertainers	—	—	—	—	—
793	Bowling centers	2	(D)	(D)	(D)	AA
79 ex. 792, 3; 84	Commercial sports and other amusement and recreation services, including museums	19	3 720	885	168	79
80	Health services	123	138 997	70 115	15 069	2 234
801	Offices and clinics of doctors of medicine	55	81 022	49 454	10 086	1 014
802	Offices and clinics of dentists	35	10 446	3 957	831	169
803	Offices and clinics of doctors of osteopathy	—	—	—	—	—
804	Offices and clinics of other health practitioners	14	(D)	(D)	(D)	BB
805	Nursing and personal care facilities	6	14 549	6 918	1 764	564
806	Hospitals	—	—	—	—	—
807, 8, 9	Other health services	13	(D)	(D)	(D)	EE
81	Legal services	65	24 329	9 456	1 811	271
823, 4, 9	Selected educational services	2	(D)	(D)	(D)	BB
83	Social services	26	2 705	1 181	291	186
835	Child day care services	20	1 797	827	211	122
832, 3, 6, 9	Other social services	6	908	354	80	64
87 ex. 8733	Engineering, accounting, research, management, and related services (except noncommercial research organizations)	64	17 324	6 658	1 547	307
871	Engineering, architectural, and surveying services	18	5 947	2 489	530	94
872	Accounting, auditing, and bookkeeping services	34	9 236	3 654	868	143
873 ex. 8733	Research, development, and testing services (except noncommercial research organizations)	2	(D)	(D)	(D)	AA
874	Management and public relations services	10	(D)	(D)	(D)	BB
89	Services, n.e.c.	3	(D)	(D)	(D)	BB

Table 6. Summary Statistics for Firms Subject to Federal Income Tax for Counties With 350 Establishments or More: 1992 — Con.

[Includes only establishments with payroll. For meaning of abbreviations and symbols, see introductory text. For explanation of terms and comparability of 1987 and 1992 censuses, see appendix A. For information on geographic areas followed by ▲, see appendix F]

SIC code	Geographic area and kind of business or operation	Establishments (number)	Receipts (\$1,000)	Annual payroll (\$1,000)	First-quarter payroll (\$1,000)	Paid employees for pay period including March 12 (number)
HARRISON COUNTY						
	Total	1 164	581 300	198 021	39 996	11 098
70 ex. 704	Hotels, rooming houses, camps, and other lodging places (except membership lodging)	62	41 864	11 251	2 901	1 648
7011	Hotels and motels	56	41 316	11 186	2 877	1 635
7011 pt.	Hotels	11	(D)	(D)	(D)	FF
7011 pt.	Motels, motor hotels, and tourist courts	45	(D)	(D)	(D)	FF
702, 3	Other lodging places	6	548	65	24	13
72	Personal services	125	31 175	11 259	2 656	1 014
721	Laundry, cleaning, and garment services	34	13 788	5 117	1 105	415
7211	Power laundries, family and commercial*	2	(D)	(D)	(D)	AA
7213	Linen supply*	1	(D)	(D)	(D)	BB
7215	Coin-operated laundries and drycleaning	2	(D)	(D)	(D)	AA
7216	Drycleaning plants, except rug cleaning*	18	5 593	2 550	571	226
7217	Carpet and upholstery cleaning	7	(D)	(D)	(D)	BB
7218	Industrial laundriers*	2	(D)	(D)	(D)	AA
7212, 9	Other laundry, cleaning, and garment services*	2	(D)	(D)	(D)	BB
722	Photographic studios, portrait	6	2 186	530	123	58
723, 4	Beauty and barber shops	52	5 683	2 459	551	230
723	Beauty shops	50	(D)	(D)	(D)	CC
724	Barber shops	2	(D)	(D)	(D)	AA
725	Shoe repair shops and shoeshine parlors	1	(D)	(D)	(D)	AA
726	Funeral service and crematories	14	(D)	(D)	(D)	CC
729	Miscellaneous personal services	18	(D)	(D)	(D)	CC
73	Business services	151	49 317	19 464	4 064	1 580
731	Advertising	9	5 129	1 436	362	63
732	Consumer credit reporting agencies, mercantile reporting agencies, and adjustment and collection agencies	7	1 233	360	89	30
733	Mailing, reproduction, commercial art and photography, and stenographic services	6	905	284	67	16
734	Services to dwellings and other buildings	36	8 067	3 409	872	414
735	Miscellaneous equipment rental and leasing	21	8 301	1 841	408	111
736	Personnel supply services	20	11 092	5 973	942	523
737	Computer programming, data processing, and other computer related services	17	(D)	(D)	(D)	BB
7371, 2, 3	Computer programming, prepackaged software, and integrated systems	11	4 066	1 699	344	63
7374, 5, 6	Data processing services	2	(D)	(D)	(D)	AA
7377, 8, 9	Computer rental and leasing, maintenance, and related services, n.e.c.	4	(D)	(D)	(D)	AA
738	Miscellaneous business services	35	(D)	(D)	(D)	EE
75	Automotive repair, services, and parking	101	21 319	5 480	1 325	382
751	Automotive rental and leasing, without drivers	6	2 129	322	86	36
752	Automobile parking	—	—	—	—	—
753	Automotive repair shops	83	16 937	4 414	1 061	279
7532	Top, body, and upholstery repair shops and paint shops	21	3 640	1 081	245	64
7538	General automotive repair shops	36	7 096	1 664	424	121
7533, 4, 6, 7, 9	Other automotive repair shops	26	6 201	1 669	392	94
754	Automotive services, except repair	12	2 253	744	178	67
76	Miscellaneous repair services	59	12 978	3 985	990	282
762	Electrical repair shops	24	4 844	1 740	445	98
7622	Radio and television repair shops	5	(D)	(D)	(D)	AA
7623, 9	Other electrical and electronic repair shops	19	(D)	(D)	(D)	BB
763	Watch, clock, and jewelry repair	—	—	—	—	—
764	Reupholstery and furniture repair	2	(D)	(D)	(D)	AA
769	Miscellaneous repair and related services	33	(D)	(D)	(D)	CC
78, 79, 84	Amusement and recreation services, including motion pictures and museums	87	107 148	26 900	1 429	689
781, 2	Motion picture production, distribution, and services	5	(D)	(D)	(D)	AA
783	Motion picture theaters	6	(D)	(D)	(D)	BB
784	Video tape rental	16	3 700	698	151	95
792	Theatrical producers (except motion picture), bands, orchestras, and entertainers	1	(D)	(D)	(D)	AA
793	Bowling centers	4	(D)	(D)	(D)	BB
79 ex. 792, 3, 84	Commercial sports and other amusement and recreation services, including museums	55	96 279	24 537	821	468
80	Health services	272	220 830	85 272	18 731	3 744
801	Offices and clinics of doctors of medicine	138	73 093	31 419	6 136	663
802	Offices and clinics of dentists	59	15 253	4 982	1 029	254
803	Offices and clinics of doctors of osteopathy	3	(D)	(D)	(D)	BB
804	Offices and clinics of other health practitioners	41	11 079	4 882	1 103	249
805	Nursing and personal care facilities	7	16 996	7 839	1 812	646
806	Hospitals	5	86 529	28 866	6 969	1 405
807, 8, 9	Other health services	19	(D)	(D)	(D)	FF
81	Legal services	147	55 052	16 484	3 465	617
823, 4, 9	Selected educational services	9	(D)	(D)	(D)	CC

Table 6. Summary Statistics for Firms Subject to Federal Income Tax for Counties With 350 Establishments or More: 1992 — Con.

[Includes only establishments with payroll. For meaning of abbreviations and symbols, see introductory text. For explanation of terms and comparability of 1987 and 1992 censuses, see appendix A. For information on geographic areas followed by ▲, see appendix F]

SIC code	Geographic area and kind of business or operation	Establishments (number)	Receipts (\$1,000)	Annual payroll (\$1,000)	First-quarter payroll (\$1,000)	Paid employees for pay period including March 12 (number)
HARRISON COUNTY — Con.						
83	Social services	55	9 931	4 090	984	380
835	Child day care services	38	3 207	1 429	342	208
832, 3, 6, 9	Other social services	17	6 724	2 661	642	172
87 ex. 8733	Engineering, accounting, research, management, and related services (except noncommercial research organizations)	93	(D)	(D)	(D)	FF
871	Engineering, architectural, and surveying services	30	(D)	(D)	(D)	CC
872	Accounting, auditing, and bookkeeping services	38	(D)	(D)	(D)	CC
873 ex. 8733	Research, development, and testing services (except noncommercial research organizations)	7	(D)	(D)	(D)	BB
874	Management and public relations services	18	(D)	(D)	(D)	CC
89	Services, n.e.c.	3	(D)	(D)	(D)	AA
HINDS COUNTY						
	Total	2 014	1 192 123	443 967	97 850	23 334
70 ex. 704	Hotels, rooming houses, camps, and other lodging places (except membership lodging)	45	56 152	13 774	3 544	1 206
7011	Hotels and motels	42	(D)	(D)	(D)	GG
7011 pt.	Hotels	12	(D)	(D)	(D)	EE
7011 pt.	Hotels, 25 guestrooms or more	10	(D)	(D)	(D)	EE
7011 pt.	Hotels, less than 25 guestrooms	2	(D)	(D)	(D)	AA
7011 pt.	Motels, motor hotels, and tourist courts	30	(D)	(D)	(D)	FF
7011 pt.	Motels, tourist courts	22	(D)	(D)	(D)	EE
7011 pt.	Motor hotels	8	(D)	(D)	(D)	EE
702, 3	Other lodging places	3	(D)	(D)	(D)	AA
702	Rooming and boarding houses	2	(D)	(D)	(D)	AA
703	Camps and recreational vehicle parks	1	(D)	(D)	(D)	AA
72	Personal services	205	63 635	22 285	5 541	1 931
721	Laundry, cleaning, and garment services	68	34 200	12 349	2 981	964
7211	Power laundries, family and commercial*	1	(D)	(D)	(D)	BB
7213	Linen supply*	1	(D)	(D)	(D)	BB
7215	Coin-operated laundries and drycleaning	21	(D)	(D)	(D)	BB
7216	Drycleaning plants, except rug cleaning*	30	9 580	4 355	1 066	376
7217	Carpet and upholstery cleaning	9	(D)	(D)	(D)	BB
7218	Industrial launderers*	3	15 115	5 420	1 301	353
7212, 9	Other laundry, cleaning, and garment services*	3	(D)	(D)	(D)	AA
7212	Garment pressing, and agents for laundries and drycleaners	—	—	—	—	—
7219	Laundry and garment services, n.e.c.*	3	(D)	(D)	(D)	AA
722	Photographic studios, portrait	14	4 975	1 364	337	110
723, 4	Beauty and barber shops	80	9 797	4 585	1 114	348
723	Beauty shops	72	9 072	4 325	1 044	326
724	Barber shops	8	725	260	70	22
725	Shoe repair shops and shoeshine parlors	5	(D)	(D)	(D)	AA
726	Funeral service and crematories	12	8 524	1 942	481	109
729	Miscellaneous personal services	26	(D)	(D)	(D)	EE
7291	Tax return preparation services	8	1 743	522	261	153
7299	Miscellaneous personal services, n.e.c.	18	(D)	(D)	(D)	CC
73	Business services	306	225 391	91 440	20 681	7 957
731	Advertising	23	15 992	5 283	1 259	178
7311	Advertising agencies	16	(D)	(D)	(D)	CC
7312	Outdoor advertising services	1	(D)	(D)	(D)	BB
7313	Radio, television, publishers' advertising representatives	2	(D)	(D)	(D)	AA
7319	Advertising, n.e.c.	4	(D)	(D)	(D)	AA
732	Consumer credit reporting agencies, mercantile reporting agencies, and adjustment and collection agencies	17	(D)	(D)	(D)	CC
7322	Adjustment and collection services	13	(D)	(D)	(D)	CC
7323	Credit reporting services	4	(D)	(D)	(D)	BB
733	Mailing, reproduction, commercial art and photography, and stenographic services	17	(D)	(D)	(D)	CC
7331	Direct mail advertising services	3	(D)	(D)	(D)	BB
7334	Photocopying and duplicating services	5	(D)	(D)	(D)	BB
7335, 6	Commercial photography, art, and graphics	2	(D)	(D)	(D)	AA
7335	Commercial photography	1	(D)	(D)	(D)	AA
7336	Commercial art and graphic design	1	(D)	(D)	(D)	AA
7338	Secretarial and court reporting services	7	1 231	299	88	24
734	Services to dwellings and other buildings	59	17 952	5 875	1 459	1 150
7342	Disinfecting and pest control services	21	(D)	(D)	(D)	CC
7349	Building cleaning and maintenance services, n.e.c.	38	(D)	(D)	(D)	GG
735	Miscellaneous equipment rental and leasing	26	16 970	4 359	941	172
7352	Medical equipment rental and leasing	4	(D)	(D)	(D)	AA
7353	Heavy construction equipment rental and leasing	2	(D)	(D)	(D)	AA
7359	Equipment rental and leasing, n.e.c.	20	(D)	(D)	(D)	CC
736	Personnel supply services	43	(D)	(D)	(D)	HH
7361	Employment agencies	12	(D)	(D)	(D)	CC
7363	Help supply services	31	(D)	(D)	(D)	HH
7363 pt.	Temporary help supply	24	32 226	24 093	5 595	2 826
7363 pt.	Help supply, except temporary	7	(D)	(D)	(D)	FF

Table 6. Summary Statistics for Firms Subject to Federal Income Tax for Counties With 350 Establishments or More: 1992 — Con.

[Includes only establishments with payroll. For meaning of abbreviations and symbols, see introductory text. For explanation of terms and comparability of 1987 and 1992 censuses, see appendix A. For information on geographic areas followed by ▲, see appendix F]

SIC code	Geographic area and kind of business or operation	Establishments (number)	Receipts (\$1,000)	Annual payroll (\$1,000)	First-quarter payroll (\$1,000)	Paid employees for pay period including March 12 (number)
HINDS COUNTY — Con.						
73	Business services — Con.					
737	Computer programming, data processing, and other computer related services -----	49	31 627	6 221	1 628	217
7371, 2, 3	Computer programming, prepackaged software, and integrated systems -----	27	(D)	(D)	(D)	BB
7371	Computer programming services -----	16	3 167	1 569	412	56
7372	Prepackaged software -----	5	(D)	(D)	(D)	AA
7373	Computer integrated systems -----	6	(D)	(D)	(D)	BB
7374, 5, 6	Data processing services -----	11	(D)	(D)	(D)	BB
7374, 5	Computer processing, information retrieval -----	11	(D)	(D)	(D)	BB
7376	Computer facilities management services -----	—	—	—	—	—
7377, 8, 9	Computer rental and leasing, maintenance, and related services, n.e.c. -----	11	(D)	(D)	(D)	BB
7377	Computer rental and leasing -----	—	—	—	—	—
7378	Computer maintenance and repair -----	9	(D)	(D)	(D)	BB
7379	Computer related services, n.e.c. -----	2	(D)	(D)	(D)	AA
738	Miscellaneous business services -----	72	(D)	(D)	(D)	GG
7381, 2	Detective agencies and protective services -----	19	26 954	16 814	4 204	1 653
7381	Detective, guard, and armored car services -----	17	(D)	(D)	(D)	GG
7382	Security systems services -----	2	(D)	(D)	(D)	AA
7383	News syndicates -----	2	(D)	(D)	(D)	AA
7384	Photofinishing laboratories* -----	4	(D)	(D)	(D)	CC
7389	Business services, n.e.c. -----	47	35 496	11 613	2 160	512
7389 pt.	Sign painting shops -----	1	(D)	(D)	(D)	AA
7389 pt.	Interior designing -----	8	(D)	(D)	(D)	BB
7389 pt.	Telephone answering services -----	1	(D)	(D)	(D)	BB
7389 pt.	Other business services -----	37	32 524	10 903	1 988	452
75	Automotive repair, services, and parking -----	172	69 953	16 617	4 073	958
751	Automotive rental and leasing, without drivers -----	15	11 597	1 599	407	88
7513	Truck rental and leasing, without drivers -----	8	(D)	(D)	(D)	BB
7514, 5	Passenger car rental and leasing -----	6	(D)	(D)	(D)	BB
7514	Passenger car rental -----	6	(D)	(D)	(D)	BB
7515	Passenger car leasing -----	—	—	—	—	—
7519	Utility trailer and recreational vehicle rental -----	1	(D)	(D)	(D)	AA
752	Automobile parking -----	20	(D)	(D)	(D)	BB
753	Automotive repair shops -----	121	51 068	12 966	3 065	640
7532	Top, body, and upholstery repair shops and paint shops -----	25	11 277	3 661	743	147
7532 pt.	Top and body repair shops -----	19	10 403	3 472	693	130
7532 pt.	Paint shops -----	6	874	189	50	17
7538	General automotive repair shops -----	57	16 742	5 001	1 230	238
7538 pt.	General automotive repair shops, except diesel -----	51	(D)	(D)	(D)	CC
7538 pt.	Diesel repair shops -----	6	(D)	(D)	(D)	BB
7533, 4, 6, 7, 9	Other automotive repair shops -----	39	23 049	4 304	1 092	255
7533	Automotive exhaust system repair shops -----	6	(D)	(D)	(D)	BB
7534	Tire retreading and repair shops -----	3	(D)	(D)	(D)	BB
7536	Automotive glass replacement shops -----	4	(D)	(D)	(D)	BB
7537	Automotive transmission repair shops -----	11	3 748	1 086	258	60
7539	Automotive repair shops, n.e.c. -----	15	(D)	(D)	(D)	BB
7539 pt.	Radiator repair -----	4	(D)	(D)	(D)	AA
7539 pt.	Brake, front end, and wheel alignment -----	4	(D)	(D)	(D)	AA
7539 pt.	Automotive electrical and fuel system services -----	6	3 332	819	215	44
7539 pt.	Other automotive repair shops, n.e.c. -----	1	(D)	(D)	(D)	AA
754	Automotive services, except repair -----	16	(D)	(D)	(D)	CC
7542	Carwashes -----	10	(D)	(D)	(D)	CC
7549	Automotive services, except repair and carwashes -----	6	(D)	(D)	(D)	BB
76	Miscellaneous repair services -----	90	35 988	11 518	2 716	658
762	Electrical repair shops -----	30	14 896	5 810	1 415	301
7622	Radio and television repair shops -----	11	(D)	(D)	(D)	BB
7623, 9	Other electrical and electronic repair shops -----	19	(D)	(D)	(D)	CC
7623	Refrigeration and air-conditioning service and repair shops -----	3	(D)	(D)	(D)	AA
7629	Electrical and electronic repair shops, n.e.c. -----	16	(D)	(D)	(D)	CC
763	Watch, clock, and jewelry repair -----	3	(D)	(D)	(D)	AA
764	Reupholstery and furniture repair -----	9	(D)	(D)	(D)	BB
769	Miscellaneous repair and related services -----	48	19 487	5 004	1 209	310
7692	Welding repair -----	7	1 125	332	67	103
7694	Armature rewinding shops -----	2	(D)	(D)	(D)	AA
7699	Repair shops and related services, n.e.c. -----	39	(D)	(D)	(D)	CC
78, 79, 84	Amusement and recreation services, including motion pictures and museums -----	67	33 237	7 320	1 605	694
781, 2	Motion picture production, distribution, and services -----	2	(D)	(D)	(D)	AA
783	Motion picture theaters -----	5	(D)	(D)	(D)	BB
7832	Motion picture theaters, except drive-in -----	5	(D)	(D)	(D)	BB
7833	Drive-in motion picture theaters -----	—	—	—	—	—
784	Video tape rental -----	15	(D)	(D)	(D)	CC
792	Theatrical producers (except motion picture), bands, orchestras, and entertainers -----	4	(D)	(D)	(D)	AA
7922	Theatrical producers (except motion picture) and miscellaneous theatrical services -----	1	(D)	(D)	(D)	AA
7929	Bands, orchestras, actors, and other entertainers and entertainment groups -----	3	(D)	(D)	(D)	AA
793	Bowling centers -----	4	1 567	435	114	53

Table 6. Summary Statistics for Firms Subject to Federal Income Tax for Counties With 350 Establishments or More: 1992 — Con.

[Includes only establishments with payroll. For meaning of abbreviations and symbols, see introductory text. For explanation of terms and comparability of 1987 and 1992 censuses, see appendix A. For information on geographic areas followed by ▲, see appendix F]

SIC code	Geographic area and kind of business or operation	Establishments (number)	Receipts (\$1,000)	Annual payroll (\$1,000)	First-quarter payroll (\$1,000)	Paid employees for pay period including March 12 (number)
HINDS COUNTY — Con.						
78, 79, 84	Amusement and recreation services, including motion pictures and museums—Con.					
79 ex. 792, 3; 84	Commercial sports and other amusement and recreation services, including museums -----	37	21 562	4 904	1 115	425
794	Commercial sports -----	3	(D)	(D)	(D)	AA
7941	Professional sports clubs, managers, promoters -----	2	(D)	(D)	(D)	AA
7948	Racing, including track operation -----	1	(D)	(D)	(D)	AA
79 ex. 792, 3, 4; 84	Other amusement and recreation services, including museums ----	34	(D)	(D)	(D)	EE
791	Dance studios, schools, and halls -----	3	(D)	(D)	(D)	BB
7991	Physical fitness facilities -----	2	(D)	(D)	(D)	AA
7992	Public golf courses -----	-	-	-	-	-
7993	Coin-operated amusement devices -----	7	(D)	(D)	(D)	BB
7996	Amusement parks -----	1	(D)	(D)	(D)	AA
7997	Membership sports and recreation clubs -----	7	7 958	2 803	695	179
7999, 84	Amusement and recreation services, including museums, n.e.c. -	14	9 079	1 233	208	179
7999 pt.	Concession operators of amusement devices and rides -----	1	(D)	(D)	(D)	AA
7999 pt.	Carnivals, circuses, and fairs -----	1	(D)	(D)	(D)	BB
7999 pt., 84	Other recreation and amusements, including museums -----	12	(D)	(D)	(D)	CC
80	Health services -----	491	346 096	150 838	29 656	5 108
801	Offices and clinics of doctors of medicine -----	257	225 582	101 280	18 159	1 912
8011 pt.	Offices of doctors of medicine -----	249	(D)	(D)	(D)	GG
8011 pt.	General medical clinics -----	8	(D)	(D)	(D)	CC
802	Offices and clinics of dentists -----	123	35 524	12 384	2 687	544
803	Offices and clinics of doctors of osteopathy -----	-	-	-	-	-
804	Offices and clinics of other health practitioners -----	47	10 207	3 020	695	182
8041	Offices and clinics of chiropractors -----	10	1 819	354	83	30
8042	Offices and clinics of optometrists -----	10	3 032	488	122	38
8043	Offices and clinics of podiatrists -----	5	1 015	155	40	14
8049	Offices and clinics of health practitioners, n.e.c. -----	22	4 341	2 023	450	100
805	Nursing and personal care facilities -----	18	30 287	13 804	3 412	1 312
8051	Skilled nursing care facilities -----	14	(D)	(D)	(D)	GG
8052	Intermediate care facilities -----	2	(D)	(D)	(D)	CC
8059	Nursing and personal care facilities, n.e.c. -----	2	(D)	(D)	(D)	AA
806	Hospitals -----	1	(D)	(D)	(D)	AA
8062	General medical and surgical hospitals -----	-	-	-	-	-
8063, 9	Specialty hospitals -----	1	(D)	(D)	(D)	AA
807, 8, 9	Other health services -----	45	(D)	(D)	(D)	GG
807	Medical and dental laboratories -----	17	9 430	3 929	925	190
8071	Medical laboratories -----	5	5 685	2 267	528	111
8072	Dental laboratories -----	12	3 745	1 662	397	79
808	Home health care services -----	13	21 346	11 639	2 674	724
809	Miscellaneous health and allied services, n.e.c. -----	15	(D)	(D)	(D)	CC
8092	Kidney dialysis centers -----	3	(D)	(D)	(D)	BB
8093	Specialty outpatient facilities, n.e.c. -----	4	4 368	1 804	389	68
8099	Health and allied services, n.e.c. -----	8	(D)	(D)	(D)	CC
81	Legal services -----	246	192 052	61 384	14 051	1 841
823, 4, 9	Selected educational services -----	17	5 743	2 659	775	170
823	Libraries -----	1	(D)	(D)	(D)	AA
824	Vocational schools -----	5	(D)	(D)	(D)	CC
829	Schools and educational services, n.e.c. -----	11	(D)	(D)	(D)	BB
83	Social services -----	75	12 831	5 196	1 219	560
835	Child day care services -----	41	4 995	2 323	539	308
832, 3, 6, 9	Other social services -----	34	7 836	2 873	680	252
87 ex. 8733	Engineering, accounting, research, management, and related services (except noncommercial research organizations) -----	291	148 178	60 219	13 839	2 224
871	Engineering, architectural, and surveying services -----	93	67 737	28 212	6 178	896
8711	Engineering services -----	50	43 462	16 284	3 452	474
8712	Architectural services -----	31	(D)	(D)	(D)	CC
8713	Surveying services -----	12	(D)	(D)	(D)	CC
872	Accounting, auditing, and bookkeeping services -----	106	51 834	21 322	5 165	795
873 ex. 8733	Research, development, and testing services (except noncommercial research organizations) -----	15	(D)	(D)	(D)	CC
8731	Commercial physical and biological research -----	1	(D)	(D)	(D)	AA
8732	Commercial economic, sociological, and educational research ----	4	(D)	(D)	(D)	BB
8734	Testing laboratories -----	10	4 076	1 989	413	75
874	Management and public relations services -----	77	(D)	(D)	(D)	EE
8741	Management services -----	24	7 286	3 198	829	121
8742	Management consulting services -----	30	(D)	(D)	(D)	CC
8743	Public relations services -----	1	(D)	(D)	(D)	AA
8744	Facilities support management services -----	3	(D)	(D)	(D)	BB
8748	Business consulting services, n.e.c. -----	19	(D)	(D)	(D)	BB
89	Services, n.e.c. -----	9	2 867	717	150	27

Table 6. Summary Statistics for Firms Subject to Federal Income Tax for Counties With 350 Establishments or More: 1992 — Con.

[Includes only establishments with payroll. For meaning of abbreviations and symbols, see introductory text. For explanation of terms and comparability of 1987 and 1992 censuses, see appendix A. For information on geographic areas followed by ▲, see appendix F]

SIC code	Geographic area and kind of business or operation	Establishments (number)	Receipts (\$1,000)	Annual payroll (\$1,000)	First-quarter payroll (\$1,000)	Paid employees for pay period including March 12 (number)
JACKSON COUNTY						
	Total	623	266 177	103 990	24 902	4 607
70 ex. 704	Hotels, rooming houses, camps, and other lodging places (except membership lodging)	14	9 200	2 225	485	223
7011	Hotels and motels	12	(D)	(D)	(D)	CC
7011 pt.	Hotels	2	(D)	(D)	(D)	BB
7011 pt.	Motels, motor hotels, and tourist courts	10	(D)	(D)	(D)	CC
702, 3	Other lodging places	2	(D)	(D)	(D)	AA
72	Personal services	68	9 784	2 957	755	339
721	Laundry, cleaning, and garment services	19	(D)	(D)	(D)	CC
7211	Power laundries, family and commercial*	—	—	—	—	—
7213	Linen supply*	—	—	—	—	—
7215	Coin-operated laundries and drycleaning	4	(D)	(D)	(D)	AA
7216	Drycleaning plants, except rug cleaning*	11	(D)	(D)	(D)	BB
7217	Carpet and upholstery cleaning	1	(D)	(D)	(D)	AA
7218	Industrial laundriers*	1	(D)	(D)	(D)	AA
7212, 9	Other laundry, cleaning, and garment services*	2	(D)	(D)	(D)	BB
722	Photographic studios, portrait	5	643	136	38	21
723, 4	Beauty and barber shops	27	2 405	979	243	118
723	Beauty shops	27	2 405	979	243	118
724	Barber shops	—	—	—	—	—
725	Shoe repair shops and shoeshine parlors	1	(D)	(D)	(D)	AA
726	Funeral service and crematories	5	2 425	469	128	24
729	Miscellaneous personal services	11	(D)	(D)	(D)	BB
73	Business services	77	26 120	12 783	5 215	759
731	Advertising	3	688	263	41	10
732	Consumer credit reporting agencies, mercantile reporting agencies, and adjustment and collection agencies	6	613	323	61	14
733	Mailing, reproduction, commercial art and photography, and stenographic services	3	(D)	(D)	(D)	AA
734	Services to dwellings and other buildings	21	2 879	1 097	267	152
735	Miscellaneous equipment rental and leasing	12	2 821	631	149	42
736	Personnel supply services	8	10 093	7 236	4 072	392
737	Computer programming, data processing, and other computer related services	10	6 306	2 195	444	58
7371, 2, 3	Computer programming, prepackaged software, and integrated systems	6	(D)	(D)	(D)	BB
7374, 5, 6	Data processing services	1	(D)	(D)	(D)	AA
7377, 8, 9	Computer rental and leasing, maintenance, and related services, n.e.c.	3	229	104	38	4
738	Miscellaneous business services	14	(D)	(D)	(D)	BB
75	Automotive repair, services, and parking	71	15 936	3 893	895	272
751	Automotive rental and leasing, without drivers	3	284	41	7	3
752	Automobile parking	—	—	—	—	—
753	Automotive repair shops	62	14 508	3 519	813	204
7532	Top, body, and upholstery repair shops and paint shops	14	3 789	1 123	272	65
7538	General automotive repair shops	31	8 077	1 738	394	95
7533, 4, 6, 7, 9	Other automotive repair shops	17	2 642	658	147	44
754	Automotive services, except repair	6	1 144	333	75	65
76	Miscellaneous repair services	30	(D)	(D)	(D)	CC
762	Electrical repair shops	12	(D)	(D)	(D)	BB
7622	Radio and television repair shops	2	(D)	(D)	(D)	AA
7623, 9	Other electrical and electronic repair shops	10	(D)	(D)	(D)	BB
763	Watch, clock, and jewelry repair	—	—	—	—	—
764	Reupholstery and furniture repair	—	—	—	—	—
769	Miscellaneous repair and related services	18	(D)	(D)	(D)	BB
78, 79, 84	Amusement and recreation services, including motion pictures and museums	47	10 708	2 559	551	282
781, 2	Motion picture production, distribution, and services	—	—	—	—	—
783	Motion picture theaters	2	(D)	(D)	(D)	BB
784	Video tape rental	20	(D)	(D)	(D)	BB
792	Theatrical producers (except motion picture), bands, orchestras, and entertainers	—	—	—	—	—
793	Bowling centers	3	(D)	(D)	(D)	BB
79 ex. 792, 3, 84	Commercial sports and other amusement and recreation services, including museums	22	(D)	(D)	(D)	CC
80	Health services	162	74 773	33 852	6 772	1 159
801	Offices and clinics of doctors of medicine	72	39 462	19 976	3 793	429
802	Offices and clinics of dentists	37	9 028	3 340	686	157
803	Offices and clinics of doctors of osteopathy	1	(D)	(D)	(D)	AA
804	Offices and clinics of other health practitioners	30	6 175	1 523	305	87
805	Nursing and personal care facilities	4	(D)	(D)	(D)	EE
806	Hospitals	—	—	—	—	—
807, 8, 9	Other health services	18	12 203	5 439	1 232	191
81	Legal services	61	(D)	(D)	(D)	EE
823, 4, 9	Selected educational services	1	(D)	(D)	(D)	AA

Table 6. Summary Statistics for Firms Subject to Federal Income Tax for Counties With 350 Establishments or More: 1992 — Con.

[Includes only establishments with payroll. For meaning of abbreviations and symbols, see introductory text. For explanation of terms and comparability of 1987 and 1992 censuses, see appendix A. For information on geographic areas followed by ▲, see appendix F]

SIC code	Geographic area and kind of business or operation	Establishments (number)	Receipts (\$1,000)	Annual payroll (\$1,000)	First-quarter payroll (\$1,000)	Paid employees for pay period including March 12 (number)
JACKSON COUNTY—Con.						
83	Social services	33	(D)	(D)	(D)	CC
835	Child day care services	28	(D)	(D)	(D)	CC
832, 3, 6, 9	Other social services	5	884	287	69	34
87 ex. 8733	Engineering, accounting, research, management, and related services (except noncommercial research organizations)	58	67 459	29 864	6 893	970
871	Engineering, architectural, and surveying services	31	51 844	23 761	5 329	757
872	Accounting, auditing, and bookkeeping services	17	(D)	(D)	(D)	BB
873 ex. 8733	Research, development, and testing services (except noncommercial research organizations)	1	(D)	(D)	(D)	AA
874	Management and public relations services	9	13 123	5 023	1 306	152
89	Services, n.e.c.	1	(D)	(D)	(D)	BB
LAUDERDALE COUNTY						
	Total	507	210 308	83 300	16 971	3 991
70 ex. 704	Hotels, rooming houses, camps, and other lodging places (except membership lodging)	18	12 223	2 900	607	308
7011	Hotels and motels	17	(D)	(D)	(D)	EE
7011 pt.	Hotels	2	(D)	(D)	(D)	BB
7011 pt.	Motels, motor hotels, and tourist courts	15	(D)	(D)	(D)	EE
702, 3	Other lodging places	1	(D)	(D)	(D)	AA
72	Personal services	51	11 797	4 045	1 064	390
721	Laundry, cleaning, and garment services	15	5 712	2 146	517	170
7211	Power laundries, family and commercial*	2	(D)	(D)	(D)	BB
7213	Linen supply*	—	—	—	—	—
7215	Coin-operated laundries and drycleaning	4	391	142	36	16
7216	Drycleaning plants, except rug cleaning*	5	1 504	578	148	54
7217	Carpet and upholstery cleaning	3	(D)	(D)	(D)	BB
7218	Industrial laundriers*	1	(D)	(D)	(D)	BB
7212, 9	Other laundry, cleaning, and garment services*	—	—	—	—	—
722	Photographic studios, portrait	5	828	152	38	19
723, 4	Beauty and barber shops	20	1 647	783	186	89
723	Beauty shops	17	1 516	731	172	85
724	Barber shops	3	131	52	14	4
725	Shoe repair shops and shoeshine parlors	—	—	—	—	—
726	Funeral service and crematories	5	2 766	736	228	61
729	Miscellaneous personal services	6	844	228	95	51
73	Business services	64	15 438	6 726	1 502	585
731	Advertising	6	2 229	690	106	28
732	Consumer credit reporting agencies, mercantile reporting agencies, and adjustment and collection agencies	7	1 480	488	116	29
733	Mailing, reproduction, commercial art and photography, and stenographic services	2	(D)	(D)	(D)	AA
734	Services to dwellings and other buildings	13	2 714	854	202	72
735	Miscellaneous equipment rental and leasing	11	3 264	638	157	61
736	Personnel supply services	6	3 548	2 967	623	226
737	Computer programming, data processing, and other computer related services	3	165	106	24	10
7371, 2, 3	Computer programming, prepackaged software, and integrated systems	2	(D)	(D)	(D)	AA
7374, 5, 6	Data processing services	1	(D)	(D)	(D)	AA
7377, 8, 9	Computer rental and leasing, maintenance, and related services, n.e.c.	—	—	—	—	—
738	Miscellaneous business services	16	(D)	(D)	(D)	CC
75	Automotive repair, services, and parking	62	15 878	3 586	860	239
751	Automotive rental and leasing, without drivers	5	1 825	245	46	18
752	Automobile parking	—	—	—	—	—
753	Automotive repair shops	52	12 365	2 908	714	180
7532	Top, body, and upholstery repair shops and paint shops	12	4 415	1 285	309	63
7538	General automotive repair shops	28	5 226	1 016	248	79
7533, 4, 6, 7, 9	Other automotive repair shops	12	2 724	607	157	38
754	Automotive services, except repair	5	1 688	433	100	41
76	Miscellaneous repair services	29	7 057	1 900	446	130
762	Electrical repair shops	9	2 799	787	189	53
7622	Radio and television repair shops	2	(D)	(D)	(D)	AA
7623, 9	Other electrical and electronic repair shops	7	(D)	(D)	(D)	BB
763	Watch, clock, and jewelry repair	—	—	—	—	—
764	Reupholstery and furniture repair	3	217	57	11	11
769	Miscellaneous repair and related services	17	4 041	1 056	246	66

Table 6. Summary Statistics for Firms Subject to Federal Income Tax for Counties With 350 Establishments or More: 1992 — Con.

[Includes only establishments with payroll. For meaning of abbreviations and symbols, see introductory text. For explanation of terms and comparability of 1987 and 1992 censuses, see appendix A. For information on geographic areas followed by ▲, see appendix F]

SIC code	Geographic area and kind of business or operation	Establishments (number)	Receipts (\$1,000)	Annual payroll (\$1,000)	First-quarter payroll (\$1,000)	Paid employees for pay period including March 12 (number)
LAUDERDALE COUNTY—Con.						
78, 79, 84	Amusement and recreation services, including motion pictures and museums -----	20	3 362	670	166	113
781, 2	Motion picture production, distribution, and services -----	—	—	—	—	—
783	Motion picture theaters -----	—	—	—	—	—
784	Video tape rental -----	5	977	192	47	33
792	Theatrical producers (except motion picture), bands, orchestras, and entertainers -----	—	—	—	—	—
793	Bowling centers -----	—	—	—	—	—
79 ex. 792, 3; 84	Commercial sports and other amusement and recreation services, including museums -----	15	2 385	478	119	80
80	Health services -----	137	109 374	52 352	9 945	1 639
801	Offices and clinics of doctors of medicine -----	70	68 573	37 386	6 354	672
802	Offices and clinics of dentists -----	28	7 818	2 773	615	130
803	Offices and clinics of doctors of osteopathy -----	2	(D)	(D)	(D)	AA
804	Offices and clinics of other health practitioners -----	13	2 297	691	136	37
805	Nursing and personal care facilities -----	5	9 021	4 115	1 060	413
806	Hospitals -----	1	(D)	(D)	(D)	CC
807, 8, 9	Other health services -----	18	(D)	(D)	(D)	CC
81	Legal services -----	42	11 248	1 965	466	122
823, 4, 9	Selected educational services -----	2	(D)	(D)	(D)	BB
83	Social services -----	23	(D)	(D)	(D)	CC
835	Child day care services -----	18	(D)	(D)	(D)	CC
832, 3, 6, 9	Other social services -----	5	(D)	(D)	(D)	BB
87 ex. 8733	Engineering, accounting, research, management, and related services (except noncommercial research organizations) -----	59	19 026	7 537	1 558	305
871	Engineering, architectural, and surveying services -----	22	5 901	2 435	472	115
872	Accounting, auditing, and bookkeeping services -----	24	9 091	2 892	725	127
873 ex. 8733	Research, development, and testing services (except noncommercial research organizations) -----	1	(D)	(D)	(D)	AA
874	Management and public relations services -----	12	(D)	(D)	(D)	BB
89	Services, n.e.c. -----	—	—	—	—	—
LEE COUNTY						
	Total -----	467	247 120	113 994	24 230	4 526
70 ex. 704	Hotels, rooming houses, camps, and other lodging places (except membership lodging) -----	12	4 446	1 042	237	103
7011	Hotels and motels -----	12	4 446	1 042	237	103
7011 pt.	Hotels -----	1	(D)	(D)	(D)	AA
7011 pt.	Motels, motor hotels, and tourist courts -----	11	(D)	(D)	(D)	CC
702, 3	Other lodging places -----	—	—	—	—	—
72	Personal services -----	56	10 475	3 274	825	294
721	Laundry, cleaning, and garment services -----	16	3 474	1 155	310	115
7211	Power laundries, family and commercial* -----	1	(D)	(D)	(D)	AA
7213	Linen supply* -----	—	—	—	—	—
7215	Coin-operated laundries and drycleaning -----	1	(D)	(D)	(D)	AA
7216	Drycleaning plants, except rug cleaning* -----	11	2 557	887	247	91
7217	Carpet and upholstery cleaning -----	3	(D)	(D)	(D)	AA
7218	Industrial laundriers* -----	—	—	—	—	—
7212, 9	Other laundry, cleaning, and garment services* -----	—	—	—	—	—
722	Photographic studios, portrait -----	4	849	201	48	18
723, 4	Beauty and barber shops -----	23	2 213	881	215	69
723	Beauty shops -----	23	2 213	881	215	69
724	Barber shops -----	—	—	—	—	—
725	Shoe repair shops and shoeshine parlors -----	1	(D)	(D)	(D)	AA
726	Funeral service and crematories -----	6	2 169	587	139	25
729	Miscellaneous personal services -----	6	(D)	(D)	(D)	BB
73	Business services -----	76	36 027	15 212	3 471	1 168
731	Advertising -----	3	965	476	83	14
732	Consumer credit reporting agencies, mercantile reporting agencies, and adjustment and collection agencies -----	6	3 080	1 106	247	64
733	Mailing, reproduction, commercial art and photography, and stenographic services -----	6	1 331	354	76	41
734	Services to dwellings and other buildings -----	17	4 746	2 004	469	221
735	Miscellaneous equipment rental and leasing -----	13	8 615	2 352	572	183
736	Personnel supply services -----	9	7 264	5 007	1 069	390
737	Computer programming, data processing, and other computer related services -----	5	(D)	(D)	(D)	CC
7371, 2, 3	Computer programming, prepackaged software, and integrated systems -----	2	(D)	(D)	(D)	AA
7374, 5, 6	Data processing services -----	1	(D)	(D)	(D)	BB
7377, 8, 9	Computer rental and leasing, maintenance, and related services, n.e.c. -----	2	(D)	(D)	(D)	AA
738	Miscellaneous business services -----	17	(D)	(D)	(D)	CC

Table 6. Summary Statistics for Firms Subject to Federal Income Tax for Counties With 350 Establishments or More: 1992 — Con.

[Includes only establishments with payroll. For meaning of abbreviations and symbols, see introductory text. For explanation of terms and comparability of 1987 and 1992 censuses, see appendix A. For information on geographic areas followed by ▲, see appendix F]

SIC code	Geographic area and kind of business or operation	Establishments (number)	Receipts (\$1,000)	Annual payroll (\$1,000)	First-quarter payroll (\$1,000)	Paid employees for pay period including March 12 (number)
LEE COUNTY — Con.						
75	Automotive repair, services, and parking	64	21 147	4 068	874	266
751	Automotive rental and leasing, without drivers	12	10 524	1 186	259	87
752	Automobile parking	—	—	—	—	—
753	Automotive repair shops	43	9 623	2 489	526	135
7532	Top, body, and upholstery repair shops and paint shops	9	1 726	424	103	28
7538	General automotive repair shops	23	5 339	1 437	279	71
7533, 4, 6, 7, 9	Other automotive repair shops	11	2 558	628	144	36
754	Automotive services, except repair	9	1 000	393	89	44
76	Miscellaneous repair services	19	11 086	2 695	639	128
762	Electrical repair shops	7	2 487	601	122	34
7622	Radio and television repair shops	1	(D)	(D)	(D)	AA
7623, 9	Other electrical and electronic repair shops	6	(D)	(D)	(D)	BB
763	Watch, clock, and jewelry repair	—	—	—	—	—
764	Reupholstery and furniture repair	—	—	—	—	—
769	Miscellaneous repair and related services	12	8 599	2 094	517	94
78, 79, 84	Amusement and recreation services, including motion pictures and museums	21	7 187	960	235	139
781, 2	Motion picture production, distribution, and services	—	—	—	—	—
783	Motion picture theaters	2	(D)	(D)	(D)	BB
784	Video tape rental	6	(D)	(D)	(D)	BB
792	Theatrical producers (except motion picture), bands, orchestras, and entertainers	—	—	—	—	—
793	Bowling centers	1	(D)	(D)	(D)	BB
79 ex. 792, 3; 84	Commercial sports and other amusement and recreation services, including museums	12	1 788	236	52	38
80	Health services	107	97 445	54 505	10 804	1 148
801	Offices and clinics of doctors of medicine	57	71 215	43 375	8 298	608
802	Offices and clinics of dentists	30	9 990	3 784	905	133
803	Offices and clinics of doctors of osteopathy	—	—	—	—	—
804	Offices and clinics of other health practitioners	13	3 220	772	225	58
805	Nursing and personal care facilities	3	(D)	(D)	(D)	CC
806	Hospitals	—	—	—	—	—
807, 8, 9	Other health services	4	(D)	(D)	(D)	CC
81	Legal services	42	17 917	7 943	1 641	225
823, 4, 9	Selected educational services	1	(D)	(D)	(D)	AA
83	Social services	29	(D)	(D)	(D)	CC
835	Child day care services	23	1 854	786	196	104
832, 3, 6, 9	Other social services	6	(D)	(D)	(D)	AA
87 ex. 8733	Engineering, accounting, research, management, and related services (except noncommercial research organizations)	39	37 814	23 030	5 238	924
871	Engineering, architectural, and surveying services	11	7 028	3 484	658	131
872	Accounting, auditing, and bookkeeping services	21	16 331	10 062	2 390	549
873 ex. 8733	Research, development, and testing services (except noncommercial research organizations)	—	—	—	—	—
874	Management and public relations services	7	14 455	9 484	2 190	244
89	Services, n.e.c.	1	(D)	(D)	(D)	AA
LOWNDES COUNTY						
	Total	386	147 236	53 453	11 467	2 712
70 ex. 704	Hotels, rooming houses, camps, and other lodging places (except membership lodging)	10	5 611	1 303	190	122
7011	Hotels and motels	10	5 611	1 303	190	122
7011 pt.	Hotels	3	(D)	(D)	(D)	BB
7011 pt.	Motels, motor hotels, and tourist courts	7	(D)	(D)	(D)	BB
702, 3	Other lodging places	—	—	—	—	—
72	Personal services	46	7 359	1 966	483	213
721	Laundry, cleaning, and garment services	18	2 422	874	215	94
7211	Power laundries, family and commercial*	1	(D)	(D)	(D)	AA
7213	Linen supply*	—	—	—	—	—
7215	Coin-operated laundries and drycleaning	5	346	92	23	14
7216	Drycleaning plants, except rug cleaning*	9	1 800	675	162	64
7217	Carpet and upholstery cleaning	1	(D)	(D)	(D)	AA
7218	Industrial launderers*	—	—	—	—	—
7212, 9	Other laundry, cleaning, and garment services*	2	(D)	(D)	(D)	AA
722	Photographic studios, portrait	5	931	194	46	20
723, 4	Beauty and barber shops	12	950	354	84	33
723	Beauty shops	11	(D)	(D)	(D)	BB
724	Barber shops	1	(D)	(D)	(D)	AA
725	Shoe repair shops and shoeshine parlors	—	—	—	—	—
726	Funeral service and crematories	5	1 798	310	68	20
729	Miscellaneous personal services	6	1 258	234	70	46

Table 6. Summary Statistics for Firms Subject to Federal Income Tax for Counties With 350 Establishments or More: 1992 — Con.

[Includes only establishments with payroll. For meaning of abbreviations and symbols, see introductory text. For explanation of terms and comparability of 1987 and 1992 censuses, see appendix A. For information on geographic areas followed by ▲, see appendix F]

SIC code	Geographic area and kind of business or operation	Establishments (number)	Receipts (\$1,000)	Annual payroll (\$1,000)	First-quarter payroll (\$1,000)	Paid employees for pay period including March 12 (number)
LOWNDES COUNTY — Con.						
73	Business services	56	22 210	9 446	2 175	769
731	Advertising	2	(D)	(D)	(D)	BB
732	Consumer credit reporting agencies, mercantile reporting agencies, and adjustment and collection agencies	1	(D)	(D)	(D)	AA
733	Mailing, reproduction, commercial art and photography, and stenographic services	4	340	46	12	4
734	Services to dwellings and other buildings	20	5 914	2 995	623	220
735	Miscellaneous equipment rental and leasing	10	7 350	2 066	474	98
736	Personnel supply services	2	(D)	(D)	(D)	EE
737	Computer programming, data processing, and other computer related services	5	1 469	913	227	47
7371, 2, 3	Computer programming, prepackaged software, and integrated systems	2	(D)	(D)	(D)	AA
7374, 5, 6	Data processing services	2	(D)	(D)	(D)	BB
7377, 8, 9	Computer rental and leasing, maintenance, and related services, n.e.c.	1	(D)	(D)	(D)	AA
738	Miscellaneous business services	12	2 373	480	126	61
75	Automotive repair, services, and parking	46	16 613	3 610	872	199
751	Automotive rental and leasing, without drivers	6	7 419	1 162	305	59
752	Automobile parking	1	(D)	(D)	(D)	AA
753	Automotive repair shops	36	8 566	2 265	527	118
7532	Top, body, and upholstery repair shops and paint shops	13	3 027	817	197	46
7538	General automotive repair shops	18	3 379	643	135	40
7533, 4, 6, 7, 9	Other automotive repair shops	5	2 160	805	195	32
754	Automotive services, except repair	3	(D)	(D)	(D)	AA
76	Miscellaneous repair services	16	10 211	3 179	709	136
762	Electrical repair shops	5	1 968	713	164	52
7622	Radio and television repair shops	3	(D)	(D)	(D)	BB
7623, 9	Other electrical and electronic repair shops	2	(D)	(D)	(D)	BB
763	Watch, clock, and jewelry repair	—	—	—	—	—
764	Reupholstery and furniture repair	2	(D)	(D)	(D)	AA
769	Miscellaneous repair and related services	9	(D)	(D)	(D)	BB
78, 79, 84	Amusement and recreation services, including motion pictures and museums	19	3 448	857	211	105
781, 2	Motion picture production, distribution, and services	1	(D)	(D)	(D)	AA
783	Motion picture theaters	3	(D)	(D)	(D)	BB
784	Video tape rental	4	1 147	194	55	27
792	Theatrical producers (except motion picture), bands, orchestras, and entertainers	—	—	—	—	—
793	Bowling centers	1	(D)	(D)	(D)	AA
79 ex. 792, 3; 84	Commercial sports and other amusement and recreation services, including museums	10	1 320	325	74	41
80	Health services	101	60 342	24 065	4 628	738
801	Offices and clinics of doctors of medicine	60	39 172	16 045	2 793	319
802	Offices and clinics of dentists	19	5 397	1 669	362	80
803	Offices and clinics of doctors of osteopathy	—	—	—	—	—
804	Offices and clinics of other health practitioners	12	3 294	835	209	72
805	Nursing and personal care facilities	2	(D)	(D)	(D)	CC
806	Hospitals	—	—	—	—	—
807, 8, 9	Other health services	8	(D)	(D)	(D)	CC
81	Legal services	30	8 846	4 313	1 026	143
823, 4, 9	Selected educational services	1	(D)	(D)	(D)	AA
83	Social services	28	(D)	(D)	(D)	BB
835	Child day care services	23	1 348	560	138	91
832, 3, 6, 9	Other social services	5	(D)	(D)	(D)	AA
87 ex. 8733	Engineering, accounting, research, management, and related services (except noncommercial research organizations)	32	10 642	3 958	980	173
871	Engineering, architectural, and surveying services	10	3 047	997	286	50
872	Accounting, auditing, and bookkeeping services	10	3 505	1 733	393	63
873 ex. 8733	Research, development, and testing services (except noncommercial research organizations)	3	(D)	(D)	(D)	AA
874	Management and public relations services	9	(D)	(D)	(D)	BB
89	Services, n.e.c.	1	(D)	(D)	(D)	AA

Table 6. Summary Statistics for Firms Subject to Federal Income Tax for Counties With 350 Establishments or More: 1992 — Con.

[Includes only establishments with payroll. For meaning of abbreviations and symbols, see introductory text. For explanation of terms and comparability of 1987 and 1992 censuses, see appendix A. For information on geographic areas followed by ▲, see appendix F]

SIC code	Geographic area and kind of business or operation	Establishments (number)	Receipts (\$1,000)	Annual payroll (\$1,000)	First-quarter payroll (\$1,000)	Paid employees for pay period including March 12 (number)
RANKIN COUNTY						
	Total	448	296 007	94 465	21 128	4 604
70 ex. 704	Hotels, rooming houses, camps, and other lodging places (except membership lodging)	5	(D)	(D)	(D)	BB
7011	Hotels and motels	4	(D)	(D)	(D)	BB
7011 pt.	Hotels	1	(D)	(D)	(D)	BB
7011 pt.	Motels, motor hotels, and tourist courts	3	(D)	(D)	(D)	BB
702, 3	Other lodging places	1	(D)	(D)	(D)	AA
72	Personal services	41	7 300	2 181	592	236
721	Laundry, cleaning, and garment services	11	3 084	1 181	283	105
7211	Power laundries, family and commercial*	1	(D)	(D)	(D)	AA
7213	Linen supply*	—	—	—	—	—
7215	Coin-operated laundries and drycleaning	—	—	—	—	—
7216	Drycleaning plants, except rug cleaning*	5	1 735	696	165	62
7217	Carpet and upholstery cleaning	4	(D)	(D)	(D)	BB
7218	Industrial laundriers*	—	—	—	—	—
7212, 9	Other laundry, cleaning, and garment services*	1	(D)	(D)	(D)	AA
722	Photographic studios, portrait	2	(D)	(D)	(D)	AA
723, 4	Beauty and barber shops	15	1 007	282	103	46
723	Beauty shops	15	1 007	282	103	46
724	Barber shops	—	—	—	—	—
725	Shoe repair shops and shoeshine parlors	2	(D)	(D)	(D)	AA
726	Funeral service and crematories	3	(D)	(D)	(D)	AA
729	Miscellaneous personal services	8	(D)	(D)	(D)	BB
73	Business services	81	35 650	11 181	2 502	826
731	Advertising	4	(D)	(D)	(D)	BB
732	Consumer credit reporting agencies, mercantile reporting agencies, and adjustment and collection agencies	3	(D)	(D)	(D)	CC
733	Mailing, reproduction, commercial art and photography, and stenographic services	7	(D)	(D)	(D)	BB
734	Services to dwellings and other buildings	22	4 256	1 875	417	262
735	Miscellaneous equipment rental and leasing	9	(D)	(D)	(D)	BB
736	Personnel supply services	5	(D)	(D)	(D)	AA
737	Computer programming, data processing, and other computer related services	9	4 164	894	201	31
7371, 2, 3	Computer programming, prepackaged software, and integrated systems	6	(D)	(D)	(D)	BB
7374, 5, 6	Data processing services	1	(D)	(D)	(D)	AA
7377, 8, 9	Computer rental and leasing, maintenance, and related services, n.e.c.	2	(D)	(D)	(D)	AA
738	Miscellaneous business services	22	(D)	(D)	(D)	CC
75	Automotive repair, services, and parking	65	43 738	7 131	1 697	391
751	Automotive rental and leasing, without drivers	10	28 508	3 319	760	163
752	Automobile parking	—	—	—	—	—
753	Automotive repair shops	43	11 347	3 057	755	161
7532	Top, body, and upholstery repair shops and paint shops	8	(D)	(D)	(D)	BB
7538	General automotive repair shops	18	3 097	613	120	38
7533, 4, 6, 7, 9	Other automotive repair shops	17	(D)	(D)	(D)	BB
754	Automotive services, except repair	12	3 883	755	182	67
76	Miscellaneous repair services	37	22 662	5 834	1 473	364
762	Electrical repair shops	9	10 530	1 905	509	60
7622	Radio and television repair shops	—	—	—	—	—
7623, 9	Other electrical and electronic repair shops	9	10 530	1 905	509	60
763	Watch, clock, and jewelry repair	—	—	—	—	—
764	Reupholstery and furniture repair	1	(D)	(D)	(D)	AA
769	Miscellaneous repair and related services	27	(D)	(D)	(D)	EE
78, 79, 84	Amusement and recreation services, including motion pictures and museums	27	8 445	2 008	439	260
781, 2	Motion picture production, distribution, and services	—	—	—	—	—
783	Motion picture theaters	—	—	—	—	—
784	Video tape rental	10	1 756	436	118	73
792	Theatrical producers (except motion picture), bands, orchestras, and entertainers	—	—	—	—	—
793	Bowling centers	—	—	—	—	—
79 ex. 792, 3, 84	Commercial sports and other amusement and recreation services, including museums	17	6 689	1 572	321	187
80	Health services	97	143 637	53 171	11 502	1 801
801	Offices and clinics of doctors of medicine	40	34 664	19 078	3 273	271
802	Offices and clinics of dentists	24	(D)	(D)	(D)	BB
803	Offices and clinics of doctors of osteopathy	—	—	—	—	—
804	Offices and clinics of other health practitioners	7	1 404	349	90	16
805	Nursing and personal care facilities	2	(D)	(D)	(D)	EE
806	Hospitals	3	(D)	(D)	(D)	FF
807, 8, 9	Other health services	21	(D)	(D)	(D)	CC
81	Legal services	22	4 700	1 032	224	49
823, 4, 9	Selected educational services	4	(D)	(D)	(D)	AA

Table 6. Summary Statistics for Firms Subject to Federal Income Tax for Counties With 350 Establishments or More: 1992 — Con.

[Includes only establishments with payroll. For meaning of abbreviations and symbols, see introductory text. For explanation of terms and comparability of 1987 and 1992 censuses, see appendix A. For information on geographic areas followed by ▲, see appendix F]

SIC code	Geographic area and kind of business or operation	Establishments (number)	Receipts (\$1,000)	Annual payroll (\$1,000)	First-quarter payroll (\$1,000)	Paid employees for pay period including March 12 (number)
RANKIN COUNTY — Con.						
83	Social services	20	(D)	(D)	(D)	CC
835	Child day care services	16	2 794	1 230	298	160
832, 3, 6, 9	Other social services	4	(D)	(D)	(D)	AA
87 ex. 8733	Engineering, accounting, research, management, and related services (except noncommercial research organizations)	45	21 542	9 244	2 101	385
871	Engineering, architectural, and surveying services	13	8 942	3 619	964	150
872	Accounting, auditing, and bookkeeping services	17	(D)	(D)	(D)	BB
873 ex. 8733	Research, development, and testing services (except noncommercial research organizations)	—	—	—	—	—
874	Management and public relations services	15	(D)	(D)	(D)	CC
89	Services, n.e.c.	4	(D)	(D)	(D)	BB
WASHINGTON COUNTY						
	Total	369	114 516	40 316	8 789	2 564
70 ex. 704	Hotels, rooming houses, camps, and other lodging places (except membership lodging)	12	5 230	1 072	287	139
7011	Hotels and motels	12	5 230	1 072	287	139
7011 pt.	Hotels	3	642	117	66	35
7011 pt.	Motels, motor hotels, and tourist courts	9	4 588	955	221	104
702, 3	Other lodging places	—	—	—	—	—
72	Personal services	46	9 999	3 169	723	276
721	Laundry, cleaning, and garment services	16	4 726	1 683	376	127
7211	Power laundries, family and commercial*	1	(D)	(D)	(D)	AA
7213	Linen supply*	1	(D)	(D)	(D)	BB
7215	Coin-operated laundries and drycleaning	6	(D)	(D)	(D)	AA
7216	Drycleaning plants, except rug cleaning*	6	1 339	509	128	49
7217	Carpet and upholstery cleaning	2	(D)	(D)	(D)	AA
7218	Industrial laundriers*	—	—	—	—	—
7212, 9	Other laundry, cleaning, and garment services*	—	—	—	—	—
722	Photographic studios, portrait	3	660	127	33	15
723, 4	Beauty and barber shops	13	1 292	490	117	42
723	Beauty shops	12	(D)	(D)	(D)	BB
724	Barber shops	1	(D)	(D)	(D)	AA
725	Shoe repair shops and shoeshine parlors	1	(D)	(D)	(D)	AA
726	Funeral service and crematories	9	2 653	719	140	41
729	Miscellaneous personal services	4	(D)	(D)	(D)	BB
73	Business services	40	11 334	5 085	1 174	469
731	Advertising	3	(D)	(D)	(D)	BB
732	Consumer credit reporting agencies, mercantile reporting agencies, and adjustment and collection agencies	4	941	290	72	19
733	Mailing, reproduction, commercial art and photography, and stenographic services	1	(D)	(D)	(D)	AA
734	Services to dwellings and other buildings	13	3 282	1 251	306	135
735	Miscellaneous equipment rental and leasing	7	2 087	601	135	36
736	Personnel supply services	4	2 017	1 515	351	153
737	Computer programming, data processing, and other computer related services	1	(D)	(D)	(D)	AA
7371, 2, 3	Computer programming, prepackaged software, and integrated systems	1	(D)	(D)	(D)	AA
7374, 5, 6	Data processing services	—	—	—	—	—
7377, 8, 9	Computer rental and leasing, maintenance, and related services, n.e.c.	—	—	—	—	—
738	Miscellaneous business services	7	1 380	865	172	94
75	Automotive repair, services, and parking	42	7 270	2 064	470	149
751	Automotive rental and leasing, without drivers	2	(D)	(D)	(D)	AA
752	Automobile parking	—	—	—	—	—
753	Automotive repair shops	35	6 303	1 894	428	125
7532	Top, body, and upholstery repair shops and paint shops	4	1 331	379	86	23
7538	General automotive repair shops	18	3 229	964	214	61
7533, 4, 6, 7, 9	Other automotive repair shops	13	1 743	551	128	41
754	Automotive services, except repair	5	(D)	(D)	(D)	AA
76	Miscellaneous repair services	31	9 381	2 545	544	158
762	Electrical repair shops	5	(D)	(D)	(D)	BB
7622	Radio and television repair shops	2	(D)	(D)	(D)	AA
7623, 9	Other electrical and electronic repair shops	3	(D)	(D)	(D)	BB
763	Watch, clock, and jewelry repair	—	—	—	—	—
764	Reupholstery and furniture repair	3	(D)	(D)	(D)	AA
769	Miscellaneous repair and related services	23	7 003	1 829	372	108

Table 6. Summary Statistics for Firms Subject to Federal Income Tax for Counties With 350 Establishments or More: 1992 — Con.

[Includes only establishments with payroll. For meaning of abbreviations and symbols, see introductory text. For explanation of terms and comparability of 1987 and 1992 censuses, see appendix A. For information on geographic areas followed by ▲, see appendix F]

SIC code	Geographic area and kind of business or operation	Establishments (number)	Receipts (\$1,000)	Annual payroll (\$1,000)	First-quarter payroll (\$1,000)	Paid employees for pay period including March 12 (number)
WASHINGTON COUNTY — Con.						
78, 79, 84	Amusement and recreation services, including motion pictures and museums	17	3 888	1 062	265	162
781, 2	Motion picture production, distribution, and services	—	—	—	—	—
783	Motion picture theaters	2	(D)	(D)	(D)	BB
784	Video tape rental	4	(D)	(D)	(D)	AA
792	Theatrical producers (except motion picture), bands, orchestras, and entertainers	—	—	—	—	—
793	Bowling centers	—	—	—	—	—
79 ex. 792, 3; 84	Commercial sports and other amusement and recreation services, including museums	11	2 459	822	200	122
80	Health services	97	46 303	18 064	3 788	866
801	Offices and clinics of doctors of medicine	53	28 397	10 702	2 186	311
802	Offices and clinics of dentists	23	4 788	1 713	338	78
803	Offices and clinics of doctors of osteopathy	—	—	—	—	—
804	Offices and clinics of other health practitioners	11	3 751	1 338	260	46
805	Nursing and personal care facilities	4	5 986	3 045	711	301
806	Hospitals	—	—	—	—	—
807, 8, 9	Other health services	6	3 381	1 266	293	130
81	Legal services	40	11 659	3 051	605	144
823, 4, 9	Selected educational services	2	(D)	(D)	(D)	AA
83	Social services	10	(D)	(D)	(D)	BB
835	Child day care services	8	388	158	44	30
832, 3, 6, 9	Other social services	2	(D)	(D)	(D)	AA
87 ex. 8733	Engineering, accounting, research, management, and related services (except noncommercial research organizations)	32	8 609	3 860	821	147
871	Engineering, architectural, and surveying services	6	1 324	570	140	29
872	Accounting, auditing, and bookkeeping services	14	4 884	2 335	525	86
873 ex. 8733	Research, development, and testing services (except noncommercial research organizations)	6	1 230	516	99	17
874	Management and public relations services	6	1 171	439	57	15
89	Services, n.e.c.	—	—	—	—	—

Table 7a. Summary Statistics for Firms Subject to Federal Income Tax for Metropolitan Areas: 1992

[Includes only establishments with payroll. For meaning of abbreviations and symbols, see introductory text. For explanation of terms and comparability of 1987 and 1992 censuses, see appendix A. For definitions of CMSA's, MSA's, and PMSA's, see appendix D]

SIC code	Geographic area and kind of business or operation	Establishments (number)	Receipts (\$1,000)	Annual payroll (\$1,000)	First-quarter payroll (\$1,000)	Paid employees for pay period including March 12 (number)
BILOXI-GULFPORT-PASCAGOULA, MS MSA						
	Total	1 937	996 199	341 370	74 132	17 524
70 ex. 704	Hotels, rooming houses, camps, and other lodging places (except membership lodging)	84	54 799	14 628	3 630	1 985
7011	Hotels and motels	72	53 165	14 373	3 586	1 958
7011 pt.	Hotels	13	12 961	4 962	1 546	860
7011 pt.	Motels, motor hotels, and tourist courts	59	40 204	9 411	2 040	1 098
702, 3	Other lodging places	12	1 634	255	44	27
72	Personal services	204	42 744	14 880	3 572	1 411
721	Laundry, cleaning, and garment services	56	17 290	6 321	1 390	548
7211	Power laundries, family and commercial*	2	(D)	(D)	(D)	AA
7213	Linen supply*	1	(D)	(D)	(D)	BB
7215	Coin-operated laundries and drycleaning	7	970	162	41	25
7216	Drycleaning plants, except rug cleaning*	30	7 434	3 208	727	310
7217	Carpet and upholstery cleaning	8	1 492	497	107	55
7218	Industrial launderers*	3	2 279	460	97	24
7212, 9	Other laundry, cleaning, and garment services*	5	(D)	(D)	(D)	BB
722	Photographic studios, portrait	11	2 829	666	161	79
723, 4	Beauty and barber shops	84	8 281	3 508	812	360
723	Beauty shops	82	(D)	(D)	(D)	EE
724	Barber shops	2	(D)	(D)	(D)	AA
725	Shoe repair shops and shoeshine parlors	2	(D)	(D)	(D)	AA
726	Funeral service and crematories	21	10 773	3 218	808	184
729	Miscellaneous personal services	30	(D)	(D)	(D)	CC

Table 7a. Summary Statistics for Firms Subject to Federal Income Tax for Metropolitan Areas: 1992—Con.

[Includes only establishments with payroll. For meaning of abbreviations and symbols, see introductory text. For explanation of terms and comparability of 1987 and 1992 censuses, see appendix A. For definitions of CMSA's, MSA's, and PMSA's, see appendix D]

SIC code	Geographic area and kind of business or operation	Establishments (number)	Receipts (\$1,000)	Annual payroll (\$1,000)	First-quarter payroll (\$1,000)	Paid employees for pay period including March 12 (number)
BILOXI-GULFPORT-PASCAGOULA, MS MSA—Con.						
73	Business services	253	123 642	38 324	11 088	2 639
731	Advertising	12	5 817	1 699	403	73
732	Consumer credit reporting agencies, mercantile reporting agencies, and adjustment and collection agencies	13	1 846	683	150	44
733	Mailing, reproduction, commercial art and photography, and stenographic services	10	1 200	346	72	19
734	Services to dwellings and other buildings	63	12 974	5 584	1 407	654
735	Miscellaneous equipment rental and leasing	38	12 190	2 757	609	172
736	Personnel supply services	28	21 185	13 209	5 014	915
737	Computer programming, data processing, and other computer related services	33	54 400	8 776	2 338	279
7371, 2, 3	Computer programming, prepackaged software, and integrated systems	20	(D)	(D)	(D)	CC
7374, 5, 6	Data processing services	4	(D)	(D)	(D)	BB
7377, 8, 9	Computer rental and leasing, maintenance, and related services, n.e.c.	9	(D)	(D)	(D)	BB
738	Miscellaneous business services	56	14 030	5 270	1 095	483
75	Automotive repair, services, and parking	190	40 779	10 264	2 431	723
751	Automotive rental and leasing, without drivers	9	2 413	363	93	39
752	Automobile parking	—	—	—	—	—
753	Automotive repair shops	160	34 448	8 679	2 047	535
7532	Top, body, and upholstery repair shops and paint shops	39	8 114	2 425	568	149
7538	General automotive repair shops	74	16 936	3 830	916	241
7533, 4, 6, 7, 9	Other automotive repair shops	47	9 398	2 424	563	145
754	Automotive services, except repair	21	3 918	1 222	291	149
76	Miscellaneous repair services	91	21 166	6 109	1 490	431
762	Electrical repair shops	37	7 574	2 548	637	156
7622	Radio and television repair shops	7	848	306	72	21
7623, 9	Other electrical and electronic repair shops	30	6 726	2 242	565	135
763	Watch, clock, and jewelry repair	—	—	—	—	—
764	Reupholstery and furniture repair	2	(D)	(D)	(D)	AA
769	Miscellaneous repair and related services	52	(D)	(D)	(D)	EE
78, 79, 84	Amusement and recreation services, including motion pictures and museums	150	131 395	33 088	2 136	1 066
781, 2	Motion picture production, distribution, and services	6	(D)	(D)	(D)	AA
783	Motion picture theaters	10	6 746	1 152	307	116
784	Video tape rental	40	5 692	1 112	248	161
792	Theatrical producers (except motion picture), bands, orchestras, and entertainers	1	(D)	(D)	(D)	AA
793	Bowling centers	7	2 340	629	135	78
79 ex. 792, 3, 84	Commercial sports and other amusement and recreation services, including museums	86	114 922	29 641	1 294	693
80	Health services	472	304 499	122 110	26 134	5 055
801	Offices and clinics of doctors of medicine	225	115 719	52 368	10 140	1 140
802	Offices and clinics of dentists	105	26 331	9 039	1 877	446
803	Offices and clinics of doctors of osteopathy	4	(D)	(D)	(D)	BB
804	Offices and clinics of other health practitioners	78	18 374	6 705	1 467	352
805	Nursing and personal care facilities	13	25 220	11 551	2 580	951
806	Hospitals	5	86 529	28 866	6 969	1 405
807, 8, 9	Other health services	42	(D)	(D)	(D)	FF
81	Legal services	217	96 790	28 714	6 003	915
823, 4, 9	Selected educational services	12	4 260	1 608	548	122
83	Social services	91	12 799	5 277	1 260	553
835	Child day care services	69	5 191	2 329	549	347
832, 3, 6, 9	Other social services	22	7 608	2 948	711	206
87 ex. 8733	Engineering, accounting, research, management, and related services (except noncommercial research organizations)	168	158 341	63 777	14 906	2 409
871	Engineering, architectural, and surveying services	66	64 035	30 146	6 774	989
872	Accounting, auditing, and bookkeeping services	58	(D)	(D)	(D)	CC
873 ex. 8733	Research, development, and testing services (except noncommercial research organizations)	10	(D)	(D)	(D)	BB
874	Management and public relations services	34	78 708	27 112	6 568	1 105
89	Services, n.e.c.	5	4 985	2 591	934	215

Table 7a. Summary Statistics for Firms Subject to Federal Income Tax for Metropolitan Areas: 1992—Con.

[Includes only establishments with payroll. For meaning of abbreviations and symbols, see introductory text. For explanation of terms and comparability of 1987 and 1992 censuses, see appendix A. For definitions of CMSA's, MSA's, and PMSA's, see appendix D]

SIC code	Geographic area and kind of business or operation	Establishments (number)	Receipts (\$1,000)	Annual payroll (\$1,000)	First-quarter payroll (\$1,000)	Paid employees for pay period including March 12 (number)
JACKSON, MS MSA						
	Total -----	2 743	1 650 529	612 290	131 504	31 294
70 ex. 704	Hotels, rooming houses, camps, and other lodging places (except membership lodging) -----	53	63 391	15 215	3 864	1 411
7011	Hotels and motels -----	49	62 813	15 094	3 851	1 398
7011 pt.	Hotels -----	13	24 855	5 592	1 399	456
7011 pt.	Hotels, 25 guestrooms or more -----	11	(D)	(D)	(D)	EE
7011 pt.	Hotels, less than 25 guestrooms -----	2	(D)	(D)	(D)	AA
7011 pt.	Motels, motor hotels, and tourist courts -----	36	37 958	9 502	2 452	942
7011 pt.	Motels, tourist courts -----	26	15 019	3 385	822	406
7011 pt.	Motor hotels -----	10	22 939	6 117	1 630	536
702, 3	Other lodging places -----	4	578	121	13	13
702	Rooming and boarding houses -----	2	(D)	(D)	(D)	AA
703	Camps and recreational vehicle parks -----	2	(D)	(D)	(D)	AA
72	Personal services -----	277	77 161	26 315	6 553	2 366
721	Laundry, cleaning, and garment services -----	90	39 784	14 411	3 452	1 167
7211	Power laundries, family and commercial* -----	3	(D)	(D)	(D)	BB
7213	Linen supply* -----	1	(D)	(D)	(D)	BB
7215	Coin-operated laundries and drycleaning -----	25	3 073	542	112	76
7216	Drycleaning plants, except rug cleaning* -----	38	12 364	5 405	1 310	488
7217	Carpet and upholstery cleaning -----	15	3 156	979	235	91
7218	Industrial laundries* -----	3	15 115	5 420	1 301	353
7212, 9	Other laundry, cleaning, and garment services* -----	5	(D)	(D)	(D)	AA
7212	Garment pressing, and agents for laundries and drycleaners -----	2	(D)	(D)	(D)	AA
7219	Laundry and garment services, n.e.c.* -----	3	(D)	(D)	(D)	AA
722	Photographic studios, portrait -----	19	6 312	1 613	396	143
723, 4	Beauty and barber shops -----	109	12 811	5 541	1 378	460
723	Beauty shops -----	101	12 086	5 281	1 308	438
724	Barber shops -----	8	725	260	70	22
725	Shoe repair shops and shoeshine parlors -----	7	653	177	39	19
726	Funeral service and crematories -----	17	10 834	2 421	600	138
729	Miscellaneous personal services -----	35	6 767	2 152	688	439
7291	Tax return preparation services -----	12	2 052	593	301	179
7299	Miscellaneous personal services, n.e.c. -----	23	4 715	1 559	387	260
73	Business services -----	448	356 341	155 454	31 019	10 845
731	Advertising -----	31	27 739	8 539	2 093	282
7311	Advertising agencies -----	22	13 267	5 005	1 128	150
7312	Outdoor advertising services -----	1	(D)	(D)	(D)	BB
7313	Radio, television, publishers' advertising representatives -----	4	(D)	(D)	(D)	BB
7319	Advertising, n.e.c. -----	4	(D)	(D)	(D)	AA
732	Consumer credit reporting agencies, mercantile reporting agencies, and adjustment and collection agencies -----	21	15 997	4 619	1 018	293
7322	Adjustment and collection services -----	15	(D)	(D)	(D)	CC
7323	Credit reporting services -----	6	(D)	(D)	(D)	CC
733	Mailing, reproduction, commercial art and photography, and stenographic services -----	28	18 486	4 667	1 026	227
7331	Direct mail advertising services -----	4	(D)	(D)	(D)	BB
7334	Photocopying and duplicating services -----	6	5 263	1 463	298	75
7335, 6	Commercial photography, art, and graphics -----	8	1 658	551	113	22
7335	Commercial photography -----	2	(D)	(D)	(D)	AA
7336	Commercial art and graphic design -----	6	(D)	(D)	(D)	AA
7338	Secretarial and court reporting services -----	10	(D)	(D)	(D)	BB
734	Services to dwellings and other buildings -----	93	25 341	9 503	2 263	1 613
7342	Disinfecting and pest control services -----	26	8 498	3 247	818	169
7349	Building cleaning and maintenance services, n.e.c. -----	67	16 843	6 256	1 445	1 444
735	Miscellaneous equipment rental and leasing -----	39	28 898	7 458	1 628	287
7352	Medical equipment rental and leasing -----	5	(D)	(D)	(D)	AA
7353	Heavy construction equipment rental and leasing -----	3	(D)	(D)	(D)	AA
7359	Equipment rental and leasing, n.e.c. -----	31	24 087	6 474	1 390	257
736	Personnel supply services -----	56	92 617	66 362	10 648	4 735
7361	Employment agencies -----	16	9 298	1 557	348	130
7363	Help supply services -----	40	83 319	64 805	10 300	4 605
7363 pt.	Temporary help supply -----	27	(D)	(D)	(D)	HH
7363 pt.	Help supply, except temporary -----	13	(D)	(D)	(D)	GG
737	Computer programming, data processing, and other computer related services -----	67	42 377	11 292	2 819	346
7371, 2, 3	Computer programming, prepackaged software, and integrated systems -----	39	(D)	(D)	(D)	CC
7371	Computer programming services -----	24	6 334	2 323	578	77
7372	Prepackaged software -----	6	(D)	(D)	(D)	AA
7373	Computer integrated systems -----	9	6 178	1 521	355	53
7374, 5, 6	Data processing services -----	13	(D)	(D)	(D)	BB
7374, 5	Computer processing, information retrieval -----	12	(D)	(D)	(D)	BB
7376	Computer facilities management services -----	1	(D)	(D)	(D)	AA
7377, 8, 9	Computer rental and leasing, maintenance, and related services, n.e.c. -----	15	(D)	(D)	(D)	CC
7377	Computer rental and leasing -----	1	(D)	(D)	(D)	AA
7378	Computer maintenance and repair -----	11	4 849	1 116	274	31
7379	Computer related services, n.e.c. -----	3	(D)	(D)	(D)	BB

Table 7a. Summary Statistics for Firms Subject to Federal Income Tax for Metropolitan Areas: 1992—Con.

[Includes only establishments with payroll. For meaning of abbreviations and symbols, see introductory text. For explanation of terms and comparability of 1987 and 1992 censuses, see appendix A. For definitions of CMSA's, MSA's, and PMSA's, see appendix D]

SIC code	Geographic area and kind of business or operation	Establishments (number)	Receipts (\$1,000)	Annual payroll (\$1,000)	First-quarter payroll (\$1,000)	Paid employees for pay period including March 12 (number)
JACKSON, MS MSA—Con.						
73	Business services—Con.					
738	Miscellaneous business services	113	104 886	43 014	9 524	3 062
7381, 2	Detective agencies and protective services	34	30 604	18 705	4 677	1 865
7381	Detective, guard, and armored car services	28	27 222	17 693	4 408	1 831
7382	Security systems services	6	3 382	1 012	269	34
7383	News syndicates	2	(D)	(D)	(D)	AA
7384	Photofinishing laboratories*	7	(D)	(D)	(D)	EE
7389	Business services, n.e.c.	70	(D)	(D)	(D)	FF
7389 pt.	Sign painting shops	1	(D)	(D)	(D)	AA
7389 pt.	Interior designing	10	1 859	216	57	24
7389 pt.	Telephone answering services	3	(D)	(D)	(D)	BB
7389 pt.	Other business services	56	54 330	17 295	3 484	817
75	Automotive repair, services, and parking	258	119 283	25 101	6 104	1 429
751	Automotive rental and leasing, without drivers	25	40 105	4 918	1 167	251
7513	Truck rental and leasing, without drivers	13	31 357	3 704	899	172
7514, 5	Passenger car rental and leasing	11	(D)	(D)	(D)	BB
7514	Passenger car rental	11	(D)	(D)	(D)	BB
7515	Passenger car leasing	—	—	—	—	—
7519	Utility trailer and recreational vehicle rental	1	(D)	(D)	(D)	AA
752	Automobile parking	20	(D)	(D)	(D)	BB
753	Automotive repair shops	180	67 402	17 198	4 107	859
7532	Top, body, and upholstery repair shops and paint shops	35	16 384	5 157	1 176	199
7532 pt.	Top and body repair shops	29	15 510	4 968	1 126	182
7532 pt.	Paint shops	6	874	189	50	17
7538	General automotive repair shops	85	21 795	6 077	1 453	302
7538 pt.	General automotive repair shops, except diesel	76	19 801	5 581	1 337	273
7538 pt.	Diesel repair shops	9	1 994	496	116	29
7533, 4, 6, 7, 9	Other automotive repair shops	60	29 223	5 964	1 478	358
7533	Automotive exhaust system repair shops	9	1 672	378	102	28
7534	Tire retreading and repair shops	5	11 253	1 194	324	75
7536	Automotive glass replacement shops	6	2 576	695	145	27
7537	Automotive transmission repair shops	14	4 647	1 335	318	78
7539	Automotive repair shops, n.e.c.	26	9 075	2 362	589	150
7539 pt.	Radiator repair	6	(D)	(D)	(D)	AA
7539 pt.	Brake, front end, and wheel alignment	7	2 013	410	110	37
7539 pt.	Automotive electrical and fuel system services	12	4 971	1 369	355	78
7539 pt.	Other automotive repair shops, n.e.c.	1	(D)	(D)	(D)	AA
754	Automotive services, except repair	33	(D)	(D)	(D)	EE
7542	Carwashes	12	(D)	(D)	(D)	CC
7549	Automotive services, except repair and carwashes	21	6 544	1 692	512	159
76	Miscellaneous repair services	142	62 086	18 425	4 413	1 083
762	Electrical repair shops	46	27 910	8 535	2 067	393
7622	Radio and television repair shops	12	4 947	1 471	357	68
7623, 9	Other electrical and electronic repair shops	34	22 963	7 064	1 710	325
7623	Refrigeration and air-conditioning service and repair shops	12	7 649	1 619	322	63
7629	Electrical and electronic repair shops, n.e.c.	22	15 314	5 445	1 388	262
763	Watch, clock, and jewelry repair	3	(D)	(D)	(D)	AA
764	Reupholstery and furniture repair	12	1 770	795	146	65
769	Miscellaneous repair and related services	81	(D)	(D)	(D)	FF
7692	Welding repair	17	5 215	2 011	459	243
7694	Armature rewinding shops	3	(D)	(D)	(D)	AA
7699	Repair shops and related services, n.e.c.	61	(D)	(D)	(D)	EE
78, 79, 84	Amusement and recreation services, including motion pictures and museums	115	49 598	11 056	2 339	1 116
781, 2	Motion picture production, distribution, and services	3	(D)	(D)	(D)	AA
783	Motion picture theaters	6	5 547	886	181	135
7832	Motion picture theaters, except drive-in	6	5 547	886	181	135
7833	Drive-in motion picture theaters	—	—	—	—	—
784	Video tape rental	30	7 248	1 519	353	217
792	Theatrical producers (except motion picture), bands, orchestras, and entertainers	4	(D)	(D)	(D)	AA
7922	Theatrical producers (except motion picture) and miscellaneous theatrical services	1	(D)	(D)	(D)	AA
7929	Bands, orchestras, actors, and other entertainers and entertainment groups	3	(D)	(D)	(D)	AA
793	Bowling centers	4	1 567	435	114	53
79 ex. 792, 3, 84	Commercial sports and other amusement and recreation services, including museums	68	32 981	7 605	1 603	693
794	Commercial sports	4	1 430	328	35	9
7941	Professional sports clubs, managers, promoters	2	(D)	(D)	(D)	AA
7948	Racing, including track operation	2	(D)	(D)	(D)	AA
79 ex. 792, 3, 4, 84	Other amusement and recreation services, including museums	64	31 551	7 277	1 568	684
791	Dance studios, schools, and halls	7	912	364	112	37
7991	Physical fitness facilities	8	3 394	817	166	90
7992	Public golf courses	—	—	—	—	—
7993	Coin-operated amusement devices	10	4 690	587	157	47
7996	Amusement parks	3	(D)	(D)	(D)	BB
7997	Membership sports and recreation clubs	13	9 960	3 438	808	219
7999, 84	Amusement and recreation services, including museums, n.e.c.	23	(D)	(D)	(D)	CC
7999 pt.	Concession operators of amusement devices and rides	1	(D)	(D)	(D)	AA
7999 pt.	Carnivals, circuses, and fairs	1	(D)	(D)	(D)	BB
7999 pt., 84	Other recreation and amusements, including museums	21	(D)	(D)	(D)	CC

Table 7a. Summary Statistics for Firms Subject to Federal Income Tax for Metropolitan Areas: 1992—Con.

[Includes only establishments with payroll. For meaning of abbreviations and symbols, see introductory text. For explanation of terms and comparability of 1987 and 1992 censuses, see appendix A. For definitions of CMSA's, MSA's, and PMSA's, see appendix D]

SIC code	Geographic area and kind of business or operation	Establishments (number)	Receipts (\$1,000)	Annual payroll (\$1,000)	First-quarter payroll (\$1,000)	Paid employees for pay period including March 12 (number)
JACKSON, MS MSA—Con.						
80	Health services -----	637	506 739	209 302	42 315	7 213
801	Offices and clinics of doctors of medicine -----	315	264 426	121 684	21 710	2 260
8011 pt.	Offices of doctors of medicine -----	306	251 424	117 771	20 741	2 108
8011 pt.	General medical clinics -----	9	13 002	3 913	969	152
802	Offices and clinics of dentists -----	163	43 537	15 085	3 283	684
803	Offices and clinics of doctors of osteopathy -----	-	-	-	-	-
804	Offices and clinics of other health practitioners -----	62	13 946	4 081	950	227
8041	Offices and clinics of chiropractors -----	16	2 933	544	122	44
8042	Offices and clinics of optometrists -----	16	5 160	1 217	293	66
8043	Offices and clinics of podiatrists -----	5	1 015	155	40	14
8049	Offices and clinics of health practitioners, n.e.c. -----	25	4 838	2 165	495	103
805	Nursing and personal care facilities -----	21	42 458	19 350	4 833	1 716
8051	Skilled nursing care facilities -----	16	(D)	(D)	(D)	GG
8052	Intermediate care facilities -----	3	(D)	(D)	(D)	CC
8059	Nursing and personal care facilities, n.e.c. -----	2	(D)	(D)	(D)	AA
806	Hospitals -----	4	(D)	(D)	(D)	FF
8062	General medical and surgical hospitals -----	1	(D)	(D)	(D)	EE
8063, 9	Specialty hospitals -----	3	(D)	(D)	(D)	EE
807, 8, 9	Other health services -----	72	(D)	(D)	(D)	GG
807	Medical and dental laboratories -----	29	20 141	7 427	1 767	310
8071	Medical laboratories -----	12	15 416	5 437	1 294	209
8072	Dental laboratories -----	17	4 725	1 990	473	101
808	Home health care services -----	17	27 745	13 414	2 984	781
809	Miscellaneous health and allied services, n.e.c. -----	26	(D)	(D)	(D)	EE
8092	Kidney dialysis centers -----	5	(D)	(D)	(D)	BB
8093	Specialty outpatient facilities, n.e.c. -----	8	6 474	2 185	483	85
8099	Health and allied services, n.e.c. -----	13	(D)	(D)	(D)	CC
81	Legal services -----	294	203 654	64 589	14 805	1 985
823, 4, 9	Selected educational services -----	23	6 367	2 881	834	182
823	Libraries -----	1	(D)	(D)	(D)	AA
824	Vocational schools -----	7	4 375	2 262	674	131
829	Schools and educational services, n.e.c. -----	15	(D)	(D)	(D)	BB
83	Social services -----	112	18 182	7 524	1 835	886
835	Child day care services -----	72	9 567	4 456	1 073	598
832, 3, 6, 9	Other social services -----	40	8 615	3 068	762	288
87 ex. 8733	Engineering, accounting, research, management, and related services (except noncommercial research organizations) -----	369	180 059	73 286	16 702	2 724
871	Engineering, architectural, and surveying services -----	119	82 438	34 291	7 627	1 112
8711	Engineering services -----	66	52 500	20 475	4 486	628
8712	Architectural services -----	40	20 883	8 816	1 975	270
8713	Surveying services -----	13	9 055	5 000	1 166	214
872	Accounting, auditing, and bookkeeping services -----	134	57 364	23 446	5 593	912
873 ex. 8733	Research, development, and testing services (except noncommercial research organizations) -----	17	7 035	2 965	622	152
8731	Commercial physical and biological research -----	2	(D)	(D)	(D)	AA
8732	Commercial economic, sociological, and educational research -----	5	(D)	(D)	(D)	BB
8734	Testing laboratories -----	10	4 076	1 989	413	75
874	Management and public relations services -----	99	33 222	12 584	2 860	548
8741	Management services -----	39	13 995	6 256	1 443	199
8742	Management consulting services -----	36	10 303	4 377	959	260
8743	Public relations services -----	1	(D)	(D)	(D)	AA
8744	Facilities support management services -----	3	(D)	(D)	(D)	BB
8748	Business consulting services, n.e.c. -----	20	(D)	(D)	(D)	BB
89	Services, n.e.c. -----	15	7 668	3 142	721	54
MEMPHIS, TN-AR-MS MSA						
	Total -----	6 599	4 523 023	1 618 702	364 235	78 884
70 ex. 704	Hotels, rooming houses, camps, and other lodging places (except membership lodging) -----	165	224 433	62 116	14 642	5 975
7011	Hotels and motels -----	157	222 706	61 751	14 553	5 867
7011 pt.	Hotels -----	79	175 259	50 714	12 039	4 737
7011 pt.	Hotels, 25 guestrooms or more -----	69	173 872	50 450	11 974	4 685
7011 pt.	Hotels, less than 25 guestrooms -----	10	1 387	264	65	52
7011 pt.	Motels, motor hotels, and tourist courts -----	78	47 447	11 037	2 514	1 130
7011 pt.	Motels, tourist courts -----	69	42 302	10 080	2 286	1 001
7011 pt.	Motor hotels -----	9	5 145	957	228	129
702, 3	Other lodging places -----	8	1 727	365	89	108
702	Rooming and boarding houses -----	2	(D)	(D)	(D)	BB
703	Camps and recreational vehicle parks -----	6	(D)	(D)	(D)	AA

MS-50 MISSISSIPPI

SERVICE INDUSTRIES—GEOGRAPHIC AREA SERIES

Table 7a. Summary Statistics for Firms Subject to Federal Income Tax for Metropolitan Areas: 1992—Con.

[Includes only establishments with payroll. For meaning of abbreviations and symbols, see introductory text. For explanation of terms and comparability of 1987 and 1992 censuses, see appendix A. For definitions of CMSA's, MSA's, and PMSA's, see appendix D]

SIC code	Geographic area and kind of business or operation	Establishments (number)	Receipts (\$1,000)	Annual payroll (\$1,000)	First-quarter payroll (\$1,000)	Paid employees for pay period including March 12 (number)
MEMPHIS, TN-AR-MS MSA—Con.						
72	Personal services -----	766	202 408	79 974	19 259	6 513
721	Laundry, cleaning, and garment services -----	249	83 654	32 597	7 734	2 776
7211	Power laundries, family and commercial* -----	13	4 727	1 826	462	209
7213	Linen supply* -----	2	(D)	(D)	(D)	CC
7215	Coin-operated laundries and drycleaning -----	33	3 513	693	160	90
7216	Drycleaning plants, except rug cleaning* -----	124	34 916	14 405	3 464	1 479
7217	Carpet and upholstery cleaning -----	35	6 996	2 612	608	264
7218	Industrial launderers* -----	6	21 315	8 506	1 917	427
7212, 9	Other laundry, cleaning, and garment services* -----	36	(D)	(D)	(D)	CC
7212	Garment pressing, and agents for laundries and drycleaners -----	15	4 037	1 562	389	103
7219	Laundry and garment services, n.e.c.* -----	21	(D)	(D)	(D)	BB
722	Photographic studios, portrait -----	49	20 212	10 665	2 391	477
723, 4	Beauty and barber shops -----	314	50 426	24 837	5 857	1 870
723	Beauty shops -----	299	49 720	24 580	5 778	1 836
724	Barber shops -----	15	706	257	79	34
725	Shoe repair shops and shoeshine parlors -----	18	1 735	349	80	36
726	Funeral service and crematories -----	35	24 573	5 811	1 433	415
729	Miscellaneous personal services -----	101	21 808	5 715	1 764	939
7291	Tax return preparation services -----	24	4 463	1 778	874	576
7299	Miscellaneous personal services, n.e.c. -----	77	17 345	3 937	890	363
73	Business services -----	1 187	1 078 198	424 856	100 269	27 960
731	Advertising -----	92	97 308	29 110	7 630	1 018
7311	Advertising agencies -----	68	57 791	21 183	5 822	664
7312	Outdoor advertising services -----	7	8 179	1 424	392	63
7313	Radio, television, publishers' advertising representatives -----	6	8 396	2 833	762	98
7319	Advertising, n.e.c. -----	11	22 942	3 670	654	193
732	Consumer credit reporting agencies, mercantile reporting agencies, and adjustment and collection agencies -----	40	32 798	13 819	3 156	669
7322	Adjustment and collection services -----	33	20 242	10 307	2 305	508
7323	Credit reporting services -----	7	12 556	3 512	851	161
733	Mailing, reproduction, commercial art and photography, and stenographic services -----	109	84 597	24 797	4 655	814
7331	Direct mail advertising services -----	17	37 448	12 154	1 756	264
7334	Photocopying and duplicating services -----	19	10 973	2 961	729	181
7335, 6	Commercial photography, art, and graphics -----	52	30 034	6 222	1 328	231
7335	Commercial photography -----	13	3 716	1 012	223	62
7336	Commercial art and graphic design -----	39	26 318	5 210	1 105	169
7338	Secretarial and court reporting services -----	21	6 142	3 460	842	138
734	Services to dwellings and other buildings -----	203	70 694	33 400	7 784	3 836
7342	Disinfecting and pest control services -----	56	23 851	9 232	2 015	473
7349	Building cleaning and maintenance services, n.e.c. -----	147	46 843	24 168	5 769	3 363
735	Miscellaneous equipment rental and leasing -----	97	88 263	19 797	5 199	852
7352	Medical equipment rental and leasing -----	13	8 020	1 894	500	98
7353	Heavy construction equipment rental and leasing -----	12	9 343	2 002	504	52
7359	Equipment rental and leasing, n.e.c. -----	72	70 900	15 901	4 195	702
736	Personnel supply services -----	130	175 506	120 766	29 056	11 163
7361	Employment agencies -----	45	12 140	6 226	1 402	327
7363	Help supply services -----	85	163 366	114 540	27 654	10 836
7363 pt.	Temporary help supply -----	66	101 189	70 029	16 999	8 339
7363 pt.	Help supply, except temporary -----	19	62 177	44 511	10 655	2 497
737	Computer programming, data processing, and other computer related services -----	193	258 051	91 060	21 012	2 707
7371, 2, 3	Computer programming, prepackaged software, and integrated systems -----	101	124 979	52 019	11 826	1 296
7371	Computer programming services -----	68	44 226	24 757	5 448	679
7372	Prepackaged software -----	19	29 083	11 589	2 770	262
7373	Computer integrated systems -----	14	51 670	15 673	3 608	355
7374, 5, 6	Data processing services -----	31	58 208	18 647	4 304	607
7374, 5	Computer processing, information retrieval -----	26	(D)	(D)	(D)	EE
7376	Computer facilities management services -----	5	(D)	(D)	(D)	CC
7377, 8, 9	Computer rental and leasing, maintenance, and related services, n.e.c. -----	61	74 864	20 394	4 882	804
7377	Computer rental and leasing -----	3	(D)	(D)	(D)	AA
7378	Computer maintenance and repair -----	32	46 067	12 261	3 311	545
7379	Computer related services, n.e.c. -----	26	(D)	(D)	(D)	CC
738	Miscellaneous business services -----	323	270 981	92 107	21 777	6 901
7381, 2	Detective agencies and protective services -----	95	66 657	38 244	8 959	3 298
7381	Detective, guard, and armored car services -----	76	48 677	32 206	7 434	2 996
7382	Security systems services -----	19	17 980	6 038	1 525	302
7383	News syndicates -----	2	(D)	(D)	(D)	AA
7384	Photofinishing laboratories* -----	30	17 676	4 244	1 046	242
7389	Business services, n.e.c. -----	196	(D)	(D)	(D)	HH
7389 pt.	Sign painting shops -----	8	(D)	(D)	(D)	BB
7389 pt.	Interior designing -----	15	6 287	1 216	318	60
7389 pt.	Telephone answering services -----	8	(D)	(D)	(D)	FF
7389 pt.	Other business services -----	165	150 419	40 463	9 218	2 699

Table 7a. Summary Statistics for Firms Subject to Federal Income Tax for Metropolitan Areas: 1992—Con.

[Includes only establishments with payroll. For meaning of abbreviations and symbols, see introductory text. For explanation of terms and comparability of 1987 and 1992 censuses, see appendix A. For definitions of CMSA's, MSA's, and PMSA's, see appendix D]

SIC code	Geographic area and kind of business or operation	Establishments (number)	Receipts (\$1,000)	Annual payroll (\$1,000)	First-quarter payroll (\$1,000)	Paid employees for pay period including March 12 (number)
MEMPHIS, TN-AR-MS MSA—Con.						
75	Automotive repair, services, and parking -----	747	354 335	71 106	16 700	4 013
751	Automotive rental and leasing, without drivers -----	63	144 076	16 507	4 185	840
7513	Truck rental and leasing, without drivers -----	35	(D)	(D)	(D)	EE
7514, 5	Passenger car rental and leasing -----	27	62 643	7 499	1 904	403
7514	Passenger car rental -----	21	40 899	5 720	1 423	350
7515	Passenger car leasing -----	6	21 744	1 779	481	53
7519	Utility trailer and recreational vehicle rental -----	1	(D)	(D)	(D)	AA
752	Automobile parking -----	92	13 577	1 478	371	179
753	Automotive repair shops -----	506	176 321	47 302	10 796	2 340
7532	Top, body, and upholstery repair shops and paint shops -----	136	64 069	18 406	4 073	827
7532 pt.	Top and body repair shops -----	120	60 818	17 422	3 844	735
7532 pt.	Paint shops -----	16	3 251	984	229	92
7538	General automotive repair shops -----	228	62 376	15 693	3 801	912
7538 pt.	General automotive repair shops, except diesel -----	198	46 817	12 315	2 933	743
7538 pt.	Diesel repair shops -----	30	15 559	3 378	868	169
7533, 4, 6, 7, 9	Other automotive repair shops -----	142	49 876	13 203	2 922	601
7533	Automotive exhaust system repair shops -----	23	7 218	1 772	378	94
7534	Tire retreading and repair shops -----	9	9 432	1 616	353	80
7536	Automotive glass replacement shops -----	26	10 822	2 935	628	100
7537	Automotive transmission repair shops -----	37	10 981	3 411	749	159
7539	Automotive repair shops, n.e.c. -----	47	11 423	3 469	814	168
7539 pt.	Radiator repair -----	13	1 730	384	104	31
7539 pt.	Brake, front end, and wheel alignment -----	17	5 377	1 727	401	70
7539 pt.	Automotive electrical and fuel system services -----	11	3 700	1 145	271	59
7539 pt.	Other automotive repair shops, n.e.c. -----	6	616	213	38	8
754	Automotive services, except repair -----	86	20 361	5 819	1 348	654
7542	Carwashes -----	46	11 486	3 580	853	477
7549	Automotive services, except repair and carwashes -----	40	8 875	2 239	495	177
76	Miscellaneous repair services -----	285	144 710	48 741	11 041	2 101
762	Electrical repair shops -----	91	57 405	20 247	4 608	950
7622	Radio and television repair shops -----	34	13 407	4 368	1 042	181
7623, 9	Other electrical and electronic repair shops -----	57	43 998	15 879	3 566	769
7623	Refrigeration and air-conditioning service and repair shops -----	13	7 100	1 936	469	88
7629	Electrical and electronic repair shops, n.e.c. -----	44	36 898	13 943	3 097	681
763	Watch, clock, and jewelry repair -----	10	798	128	29	13
764	Reupholstery and furniture repair -----	33	4 392	1 543	336	116
769	Miscellaneous repair and related services -----	151	82 115	26 823	6 068	1 022
7692	Welding repair -----	6	2 810	904	170	39
7694	Armature rewinding shops -----	10	10 598	2 767	647	99
7699	Repair shops and related services, n.e.c. -----	135	68 707	23 152	5 251	884
78, 79, 84	Amusement and recreation services, including motion pictures and museums -----	322	236 331	41 825	8 950	3 433
781, 2	Motion picture production, distribution, and services -----	31	70 969	5 239	1 136	292
783	Motion picture theaters -----	15	11 258	1 720	473	246
7832	Motion picture theaters, except drive-in -----	13	(D)	(D)	(D)	CC
7833	Drive-in motion picture theaters -----	2	(D)	(D)	(D)	BB
784	Video tape rental -----	63	17 092	2 854	721	385
792	Theatrical producers (except motion picture), bands, orchestras, and entertainers -----	19	10 880	1 334	252	34
7922	Theatrical producers (except motion picture) and miscellaneous theatrical services -----	7	973	252	49	12
7929	Bands, orchestras, actors, and other entertainers and entertainment groups -----	12	9 907	1 082	203	22
793	Bowling centers -----	9	5 953	1 887	461	199
79 ex. 792, 3, 4; 84	Commercial sports and other amusement and recreation services, including museums -----	185	120 179	28 791	5 907	2 277
794	Commercial sports -----	22	36 503	6 689	1 460	510
7941	Professional sports clubs, managers, promoters -----	7	3 006	606	92	37
7948	Racing, including track operation -----	15	33 497	6 083	1 368	473
79 ex. 792, 3, 4; 84	Other amusement and recreation services, including museums -----	163	83 676	22 102	4 447	1 767
791	Dance studios, schools, and halls -----	16	1 802	564	145	59
7991	Physical fitness facilities -----	29	8 993	2 590	621	301
7992	Public golf courses -----	9	8 607	2 016	355	122
7993	Coin-operated amusement devices -----	28	5 438	1 205	293	83
7996	Amusement parks -----	6	8 521	2 913	316	119
7997	Membership sports and recreation clubs -----	16	18 890	5 491	1 144	354
7999, 84	Amusement and recreation services, including museums, n.e.c. -----	59	31 425	7 323	1 573	729
7999 pt.	Concession operators of amusement devices and rides -----	1	(D)	(D)	(D)	AA
7999 pt.	Carnivals, circuses, and fairs -----	-	-	-	-	-
7999 pt., 84	Other recreation and amusements, including museums -----	58	(D)	(D)	(D)	FF

Table 7a. Summary Statistics for Firms Subject to Federal Income Tax for Metropolitan Areas: 1992—Con.

[Includes only establishments with payroll. For meaning of abbreviations and symbols, see introductory text. For explanation of terms and comparability of 1987 and 1992 censuses, see appendix A. For definitions of CMSA's, MSA's, and PMSA's, see appendix D]

SIC code	Geographic area and kind of business or operation	Establishments (number)	Receipts (\$1,000)	Annual payroll (\$1,000)	First-quarter payroll (\$1,000)	Paid employees for pay period including March 12 (number)
MEMPHIS, TN-AR-MS MSA—Con.						
80	Health services	1 647	1 242 024	537 621	111 626	16 335
801	Offices and clinics of doctors of medicine	817	666 450	342 479	65 582	6 378
8011 pt.	Offices of doctors of medicine	790	639 288	333 360	63 456	6 047
8011 pt.	General medical clinics	27	27 162	9 119	2 126	331
802	Offices and clinics of dentists	459	123 730	40 436	8 929	1 899
803	Offices and clinics of doctors of osteopathy	4	1 333	203	43	16
804	Offices and clinics of other health practitioners	182	50 046	14 637	3 476	684
8041	Offices and clinics of chiropractors	37	8 618	2 148	477	118
8042	Offices and clinics of optometrists	70	21 488	5 202	1 095	297
8043	Offices and clinics of podiatrists	18	6 281	2 154	735	75
8049	Offices and clinics of health practitioners, n.e.c.	57	13 659	5 133	1 169	194
805	Nursing and personal care facilities	33	81 739	33 891	7 901	2 640
8051	Skilled nursing care facilities	22	59 670	26 714	6 159	2 189
8052	Intermediate care facilities	8	(D)	(D)	(D)	EE
8059	Nursing and personal care facilities, n.e.c.	3	(D)	(D)	(D)	BB
806	Hospitals	5	104 716	37 421	9 811	1 678
8062	General medical and surgical hospitals	2	(D)	(D)	(D)	FF
8063, 9	Specialty hospitals	3	(D)	(D)	(D)	FF
807, 8, 9	Other health services	147	214 010	68 554	15 884	3 040
807	Medical and dental laboratories	58	75 505	20 662	4 550	789
8071	Medical laboratories	28	63 838	17 109	3 700	622
8072	Dental laboratories	30	11 667	3 553	850	167
808	Home health care services	42	106 791	38 321	9 063	1 859
809	Miscellaneous health and allied services, n.e.c.	47	31 714	9 571	2 271	392
8092	Kidney dialysis centers	2	(D)	(D)	(D)	BB
8093	Specialty outpatient facilities, n.e.c.	21	10 071	3 761	898	159
8099	Health and allied services, n.e.c.	24	(D)	(D)	(D)	CC
81	Legal services	481	262 092	94 766	20 278	2 504
823, 4, 9	Selected educational services	48	13 473	4 415	1 059	342
823	Libraries	—	—	—	—	—
824	Vocational schools	18	7 394	2 561	640	189
829	Schools and educational services, n.e.c.	30	6 079	1 854	419	153
83	Social services	155	32 618	13 225	3 038	1 515
835	Child day care services	116	23 309	10 089	2 279	1 242
832, 3, 6, 9	Other social services	39	9 309	3 136	759	273
87 ex. 8733	Engineering, accounting, research, management, and related services (except noncommercial research organizations)	772	720 894	235 885	56 452	8 046
871	Engineering, architectural, and surveying services	197	253 928	64 016	15 184	1 952
8711	Engineering services	105	210 774	47 714	11 124	1 351
8712	Architectural services	74	39 524	14 500	3 669	523
8713	Surveying services	18	3 630	1 802	391	78
872	Accounting, auditing, and bookkeeping services	266	125 734	48 471	11 841	1 826
873 ex. 8733	Research, development, and testing services (except noncommercial research organizations)	44	57 303	24 940	6 352	980
8731	Commercial physical and biological research	6	1 122	576	194	20
8732	Commercial economic, sociological, and educational research	21	11 257	6 244	1 972	299
8734	Testing laboratories	17	44 924	18 120	4 186	661
874	Management and public relations services	265	283 929	98 458	23 075	3 288
8741	Management services	87	140 578	47 103	11 297	1 706
8742	Management consulting services	113	98 804	33 613	7 328	803
8743	Public relations services	11	3 325	1 072	236	34
8744	Facilities support management services	10	32 752	13 783	3 630	595
8748	Business consulting services, n.e.c.	44	8 470	2 887	584	150
89	Services, n.e.c.	24	11 507	4 172	921	147

Table 7b. Summary Statistics for Firms Exempt From Federal Income Tax for Metropolitan Areas: 1992

[Includes only establishments with payroll. For meaning of abbreviations and symbols, see introductory text. For explanation of terms and comparability of 1987 and 1992 censuses, see appendix A. For definitions of CMSA's, MSA's, and PMSA's, see appendix D]

SIC code	Geographic area and kind of business or operation	Establishments (number)	Revenue (\$1,000)	Annual payroll (\$1,000)	First-quarter payroll (\$1,000)	Paid employees for pay period including March 12 (number)
BILOXI-GULFPORT-PASCAGOULA, MS MSA						
	Total	172	515 281	251 453	60 789	8 315
7032, 704	Camps and membership lodging	-	-	-	-	-
792, 7991 pt., 7997, 7999 pt., 84	Selected amusement, recreation, and related services	15	3 096	924	192	99
8011 pt.; 8021 pt.; 805, 6, 8, 9	Selected health services	15	459 552	233 402	56 656	7 007
8111 pt.	Legal aid societies and similar legal services	2	(D)	(D)	(D)	AA
823, 4, 9	Selected educational services	4	310	146	32	14
83	Social services	66	26 515	7 425	1 655	577
835	Child day care services	19	3 160	1 490	356	186
832, 3, 6, 9	Other social services	47	23 355	5 935	1 299	391
861, 2, 4, 9	Selected membership organizations	63	12 870	3 190	765	377
873, 4 ex. 8744	Research, testing, and consulting services, except facilities support management services	7	(D)	(D)	(D)	CC
JACKSON, MS MSA						
	Total	377	798 918	342 216	83 833	16 982
7032, 704	Camps and membership lodging	3	(D)	(D)	(D)	AA
792, 7991 pt., 7997, 7999 pt., 84	Selected amusement, recreation, and related services	19	11 730	4 586	1 088	357
8011 pt.; 8021 pt.; 805, 6, 8, 9	Selected health services	28	655 712	292 954	72 064	13 648
8111 pt.	Legal aid societies and similar legal services	5	1 345	803	156	34
823, 4, 9	Selected educational services	2	(D)	(D)	(D)	AA
83	Social services	147	62 094	23 058	5 475	1 886
835	Child day care services	44	5 786	2 902	617	326
832, 3, 6, 9	Other social services	103	56 308	20 156	4 858	1 560
861, 2, 4, 9	Selected membership organizations	163	64 141	19 119	4 642	996
873, 4 ex. 8744	Research, testing, and consulting services, except facilities support management services	10	2 626	1 267	327	37
MEMPHIS, TN-AR-MS MSA						
	Total	579	2 106 568	825 839	201 192	36 539
7032, 704	Camps and membership lodging	2	(D)	(D)	(D)	AA
792, 7991 pt., 7997, 7999 pt., 84	Selected amusement, recreation, and related services	41	65 190	20 212	4 752	1 452
8011 pt.; 8021 pt.; 805, 6, 8, 9	Selected health services	75	1 683 342	724 042	177 144	29 240
8011 pt., 8021 pt. 805	Clinics of doctors of medicine and dentists	8	8 984	3 901	977	164
	Nursing and personal care facilities	11	31 017	12 866	3 114	1 062
806	Hospitals	18	1 552 320	662 839	162 014	25 973
8062	General medical and surgical hospitals	15	(D)	(D)	(D)	JJ
8063, 9	Specialty hospitals	3	(D)	(D)	(D)	HH
808, 9	Other health services	38	91 021	44 436	11 039	2 041
8111 pt.	Legal aid societies and similar legal services	2	(D)	(D)	(D)	BB
823, 4, 9	Selected educational services	17	1 658	694	168	74
83	Social services	229	260 710	50 182	12 018	3 877
835	Child day care services	44	9 915	5 592	1 387	602
832, 3, 6, 9	Other social services	185	250 795	44 590	10 631	3 275
832	Individual and family social services	71	38 047	16 508	4 020	1 570
833	Job training and vocational rehabilitation services	15	10 967	4 477	990	301
836	Residential care	45	28 295	9 831	2 332	672
839	Social services, n.e.c.	54	173 486	13 774	3 289	732
861, 2, 4, 9	Selected membership organizations	198	81 969	24 795	5 882	1 704
861	Business associations	47	28 093	8 661	2 129	299
864	Civic, social, and fraternal associations	108	35 117	11 323	2 787	1 146
862, 9	Other membership organizations	43	18 759	4 811	966	259

MS-54 MISSISSIPPI

SERVICE INDUSTRIES—GEOGRAPHIC AREA SERIES

Table 7b. Summary Statistics for Firms Exempt From Federal Income Tax for Metropolitan Areas: 1992—Con.

[Includes only establishments with payroll. For meaning of abbreviations and symbols, see introductory text. For explanation of terms and comparability of 1987 and 1992 censuses, see appendix A. For definitions of CMSA's, MSA's, and PMSA's, see appendix D]

SIC code	Geographic area and kind of business or operation	Establishments (number)	Revenue (\$1,000)	Annual payroll (\$1,000)	First-quarter payroll (\$1,000)	Paid employees for pay period including March 12 (number)
	MEMPHIS, TN-AR-MS MSA—Con.					
873, 4 ex. 8744	Research, testing, and consulting services, except facilities support management services	15	11 046	4 499	870	127
873	Research, development, and testing services	12	(D)	(D)	(D)	BB
874 ex. 8744	Management and public relations services, except facilities support management services	3	(D)	(D)	(D)	BB

Table 8a. Summary Statistics for Firms Subject to Federal Income Tax for the Area Outside Metropolitan Areas: 1992

[Includes only establishments with payroll. For meaning of abbreviations and symbols, see introductory text. For explanation of terms and comparability of 1987 and 1992 censuses, see appendix A. For definitions of CMSA's, MSA's, and PMSA's, see appendix D]

SIC code	Kind of business or operation	Establishments (number)	Receipts (\$1,000)	Annual payroll (\$1,000)	First-quarter payroll (\$1,000)	Paid employees for pay period including March 12 (number)
	Total	7 804	2 719 421	983 184	218 593	56 261
70 ex. 704	Hotels, rooming houses, camps, and other lodging places (except membership lodging)	248	115 936	27 844	6 347	3 527
7011	Hotels and motels	231	(D)	(D)	(D)	HH
7011 pt.	Hotels	59	(D)	(D)	(D)	GG
7011 pt.	Hotels, 25 guestrooms or more	44	29 724	7 352	1 725	971
7011 pt.	Hotels, less than 25 guestrooms	15	(D)	(D)	(D)	CC
7011 pt.	Motels, motor hotels, and tourist courts	172	(D)	(D)	(D)	GG
7011 pt.	Motels, tourist courts	150	60 071	14 064	3 083	1 772
7011 pt.	Motor hotels	22	(D)	(D)	(D)	FF
702, 3	Other lodging places	17	(D)	(D)	(D)	CC
702	Rooming and boarding houses	8	(D)	(D)	(D)	BB
703	Camps and recreational vehicle parks	9	(D)	(D)	(D)	BB
72	Personal services	980	166 442	49 813	12 193	4 890
721	Laundry, cleaning, and garment services	314	55 302	18 645	4 635	2 007
7211	Power laundries, family and commercial*	15	5 513	2 220	536	202
7213	Linen supply*	3	(D)	(D)	(D)	BB
7215	Coin-operated laundries and drycleaning	83	(D)	(D)	(D)	CC
7216	Drycleaning plants, except rug cleaning	154	26 147	9 519	2 321	1 120
7217	Carpet and upholstery cleaning	20	(D)	(D)	(D)	BB
7218	Industrial laundries*	7	8 610	2 798	849	209
7212, 9	Other laundry, cleaning, and garment services*	32	(D)	(D)	(D)	BB
7212	Garment pressing, and agents for laundries and drycleaners	16	(D)	(D)	(D)	BB
7219	Laundry and garment services, n.e.c.*	16	(D)	(D)	(D)	BB
722	Photographic studios, portrait	54	(D)	(D)	(D)	CC
723, 4	Beauty and barber shops	289	21 334	7 824	1 884	838
723	Beauty shops	265	(D)	(D)	(D)	FF
724	Barber shops	24	(D)	(D)	(D)	BB
725	Shoe repair shops and shoeshine parlors	15	(D)	(D)	(D)	BB
726	Funeral service and crematories	211	(D)	(D)	(D)	GG
729	Miscellaneous personal services	97	(D)	(D)	(D)	FF
7291	Tax return preparation services	56	(D)	(D)	(D)	FF
7299	Miscellaneous personal services, n.e.c.	41	4 850	993	218	118
73	Business services	820	240 541	88 830	20 348	6 968
731	Advertising	45	25 636	7 446	1 675	312
7311	Advertising agencies	13	(D)	(D)	(D)	BB
7312	Outdoor advertising services	9	(D)	(D)	(D)	CC
7313	Radio, television, publishers' advertising representatives	18	(D)	(D)	(D)	CC
7319	Advertising, n.e.c.	5	(D)	(D)	(D)	AA
732	Consumer credit reporting agencies, mercantile reporting agencies, and adjustment and collection agencies	45	11 530	4 074	966	270
7322	Adjustment and collection services	38	(D)	(D)	(D)	CC
7323	Credit reporting services	7	(D)	(D)	(D)	BB
733	Mailing, reproduction, commercial art and photography, and stenographic services	36	(D)	(D)	(D)	CC
7331	Direct mail advertising services	2	(D)	(D)	(D)	BB
7334	Photocopying and duplicating services	7	(D)	(D)	(D)	BB
7335, 6	Commercial photography, art, and graphics	14	3 007	504	105	52
7335	Commercial photography	6	1 617	195	34	17
7336	Commercial art and graphic design	8	1 390	309	71	35
7338	Secretarial and court reporting services	13	(D)	(D)	(D)	AA
734	Services to dwellings and other buildings	248	(D)	(D)	(D)	GG
7342	Disinfecting and pest control services	94	22 423	8 230	1 902	508
7349	Building cleaning and maintenance services, n.e.c.	154	(D)	(D)	(D)	GG
735	Miscellaneous equipment rental and leasing	157	(D)	(D)	(D)	FF
7352	Medical equipment rental and leasing	20	9 776	1 971	437	120
7353	Heavy construction equipment rental and leasing	11	(D)	(D)	(D)	BB
7359	Equipment rental and leasing, n.e.c.	126	48 501	12 225	2 991	740

Table 8a. Summary Statistics for Firms Subject to Federal Income Tax for the Area Outside Metropolitan Areas: 1992 — Con.

[Includes only establishments with payroll. For meaning of abbreviations and symbols, see introductory text. For explanation of terms and comparability of 1987 and 1992 censuses, see appendix A. For definitions of CMSA's, MSA's, and PMSA's, see appendix D]

SIC code	Kind of business or operation	Establishments (number)	Receipts (\$1,000)	Annual payroll (\$1,000)	First-quarter payroll (\$1,000)	Paid employees for pay period including March 12 (number)
73	Business services—Con.					
736	Personnel supply services	46	(D)	(D)	(D)	GG
7361	Employment agencies	14	(D)	(D)	(D)	CC
7363	Help supply services	32	18 961	14 177	3 089	1 425
7363 pt.	Temporary help supply	26	14 790	11 100	2 400	1 204
7363 pt.	Help supply, except temporary	6	4 171	3 077	689	221
737	Computer programming, data processing, and other computer related services	58	25 726	11 626	2 410	479
7371, 2, 3	Computer programming, prepackaged software, and integrated systems	38	(D)	(D)	(D)	CC
7371	Computer programming services	25	(D)	(D)	(D)	CC
7372	Prepackaged software	9	(D)	(D)	(D)	BB
7373	Computer integrated systems	4	(D)	(D)	(D)	BB
7374, 5, 6	Data processing services	10	(D)	(D)	(D)	CC
7374, 5	Computer processing, information retrieval	9	(D)	(D)	(D)	CC
7376	Computer facilities management services	1	(D)	(D)	(D)	BB
7377, 8, 9	Computer rental and leasing, maintenance, and related services, n.e.c.	10	3 806	1 524	320	82
7377	Computer rental and leasing	—	—	—	—	—
7378	Computer maintenance and repair	5	(D)	(D)	(D)	AA
7379	Computer related services, n.e.c.	5	(D)	(D)	(D)	BB
738	Miscellaneous business services	185	(D)	(D)	(D)	GG
7381, 2	Detective agencies and protective services	57	15 125	9 821	2 393	951
7381	Detective, guard, and armored car services	51	(D)	(D)	(D)	FF
7382	Security systems services	6	(D)	(D)	(D)	BB
7383	News syndicates	—	—	—	—	—
7384	Photofinishing laboratories*	14	(D)	(D)	(D)	CC
7389	Business services, n.e.c.	114	(D)	(D)	(D)	EE
7389 pt.	Sign painting shops	10	1 442	214	47	19
7389 pt.	Interior designing	10	(D)	(D)	(D)	BB
7389 pt.	Telephone answering services	9	(D)	(D)	(D)	BB
7389 pt.	Other business services	85	13 618	3 503	867	391
75	Automotive repair, services, and parking	939	239 571	48 846	11 534	3 298
751	Automotive rental and leasing, without drivers	60	(D)	(D)	(D)	EE
7513	Truck rental and leasing, without drivers	36	(D)	(D)	(D)	CC
7514, 5	Passenger car rental and leasing	21	(D)	(D)	(D)	CC
7514	Passenger car rental	19	(D)	(D)	(D)	CC
7515	Passenger car leasing	2	(D)	(D)	(D)	AA
7519	Utility trailer and recreational vehicle rental	3	(D)	(D)	(D)	AA
752	Automobile parking	4	(D)	(D)	(D)	AA
753	Automotive repair shops	809	189 453	41 222	9 651	2 708
7532	Top, body, and upholstery repair shops and paint shops	199	54 206	12 167	2 930	833
7532 pt.	Top and body repair shops	189	52 584	11 869	2 910	817
7532 pt.	Paint shops	10	1 622	298	20	16
7538	General automotive repair shops	416	98 248	20 165	4 600	1 298
7538 pt.	General automotive repair shops, except diesel	361	62 012	13 194	3 033	945
7538 pt.	Diesel repair shops	55	36 236	6 971	1 567	353
7533, 4, 6, 7, 9	Other automotive repair shops	194	36 999	8 890	2 121	577
7533	Automotive exhaust system repair shops	35	6 277	1 549	351	101
7534	Tire retreading and repair shops	12	4 010	831	238	62
7536	Automotive glass replacement shops	38	7 245	1 505	342	100
7537	Automotive transmission repair shops	29	6 382	1 946	482	103
7539	Automotive repair shops, n.e.c.	80	13 085	3 059	708	211
7539 pt.	Radiator repair	19	1 889	383	84	32
7539 pt.	Brake, front end, and wheel alignment	28	(D)	(D)	(D)	BB
7539 pt.	Automotive electrical and fuel system services	28	4 793	1 163	273	81
7539 pt.	Other automotive repair shops, n.e.c.	5	(D)	(D)	(D)	AA
754	Automotive services, except repair	66	(D)	(D)	(D)	EE
7542	Carwashes	37	(D)	(D)	(D)	CC
7549	Automotive services, except repair and carwashes	29	4 948	1 256	287	104
76	Miscellaneous repair services	460	124 396	30 699	6 993	1 883
762	Electrical repair shops	131	(D)	(D)	(D)	FF
7622	Radio and television repair shops	36	(D)	(D)	(D)	CC
7623, 9	Other electrical and electronic repair shops	95	(D)	(D)	(D)	EE
7623	Refrigeration and air-conditioning service and repair shops	33	(D)	(D)	(D)	CC
7629	Electrical and electronic repair shops, n.e.c.	62	16 697	5 105	1 173	312
763	Watch, clock, and jewelry repair	1	(D)	(D)	(D)	AA
764	Reupholstery and furniture repair	31	(D)	(D)	(D)	BB
769	Miscellaneous repair and related services	297	89 252	21 876	5 013	1 281
7692	Welding repair	78	(D)	(D)	(D)	EE
7694	Armature rewinding shops	17	(D)	(D)	(D)	CC
7699	Repair shops and related services, n.e.c.	202	60 103	13 399	3 057	762
78, 79, 84	Amusement and recreation services, including motion pictures and museums	451	106 052	21 928	4 137	2 396
781, 2	Motion picture production, distribution, and services	5	(D)	(D)	(D)	AA
783	Motion picture theaters	35	(D)	(D)	(D)	EE
7832	Motion picture theaters, except drive-in	33	(D)	(D)	(D)	EE
7833	Drive-in motion picture theaters	2	(D)	(D)	(D)	AA
784	Video tape rental	164	(D)	(D)	(D)	FF
792	Theatrical producers (except motion picture), bands, orchestras, and entertainers	6	(D)	(D)	(D)	AA
7922	Theatrical producers (except motion picture) and miscellaneous theatrical services	1	(D)	(D)	(D)	AA
7929	Bands, orchestras, actors, and other entertainers and entertainment groups	5	(D)	(D)	(D)	AA
793	Bowling centers	13	(D)	(D)	(D)	CC

Table 8a. Summary Statistics for Firms Subject to Federal Income Tax for the Area Outside Metropolitan Areas: 1992 — Con.

[Includes only establishments with payroll. For meaning of abbreviations and symbols, see introductory text. For explanation of terms and comparability of 1987 and 1992 censuses, see appendix A. For definitions of CMSA's, MSA's, and PMSA's, see appendix D]

SIC code	Kind of business or operation	Establishments (number)	Receipts (\$1,000)	Annual payroll (\$1,000)	First-quarter payroll (\$1,000)	Paid employees for pay period including March 12 (number)
78, 79, 84	Amusement and recreation services, including motion pictures and museums—Con.					
79 ex. 792, 3; 84	Commercial sports and other amusement and recreation services, including museums -----	228	59 515	13 243	2 035	1 134
794	Commercial sports -----	5	552	56	13	9
7941	Professional sports clubs, managers, promoters -----	—	—	—	—	—
7948	Racing, including track operation -----	5	552	56	13	9
79 ex. 792, 3, 4; 84	Other amusement and recreation services, including museums ----	223	58 963	13 187	2 022	1 125
791	Dance studios, schools, and halls -----	23	955	148	51	47
7991	Physical fitness facilities -----	23	2 828	709	162	106
7992	Public golf courses -----	11	(D)	(D)	(D)	BB
7993	Coin-operated amusement devices -----	40	7 661	1 606	418	164
7996	Amusement parks -----	1	(D)	(D)	(D)	AA
7997	Membership sports and recreation clubs -----	53	12 081	3 807	763	334
7999, 84	Amusement and recreation services, including museums, n.e.c. -	72	32 592	6 022	458	392
7999 pt.	Concession operators of amusement devices and rides -----	2	(D)	(D)	(D)	AA
7999 pt.	Carnivals, circuses, and fairs -----	—	—	—	—	—
7999 pt., 84	Other recreation and amusements, including museums -----	70	(D)	(D)	(D)	EE
80	Health services -----	1 915	1 238 879	534 108	116 589	23 913
801	Offices and clinics of doctors of medicine -----	898	578 382	275 991	55 321	6 518
8011 pt.	Offices of doctors of medicine -----	877	565 136	269 610	53 705	6 364
8011 pt.	General medical clinics -----	21	13 246	6 381	1 616	154
802	Offices and clinics of dentists -----	495	121 193	38 083	8 341	1 982
803	Offices and clinics of doctors of osteopathy -----	15	(D)	(D)	(D)	CC
804	Offices and clinics of other health practitioners -----	230	(D)	(D)	(D)	FF
8041	Offices and clinics of chiropractors -----	62	9 730	2 620	587	167
8042	Offices and clinics of optometrists -----	110	27 378	6 084	1 503	407
8043	Offices and clinics of podiatrists -----	6	(D)	(D)	(D)	BB
8049	Offices and clinics of health practitioners, n.e.c. -----	52	14 353	6 508	1 378	298
805	Nursing and personal care facilities -----	121	(D)	(D)	(D)	II
8051	Skilled nursing care facilities -----	97	182 521	87 918	20 974	7 497
8052	Intermediate care facilities -----	14	(D)	(D)	(D)	GG
8059	Nursing and personal care facilities, n.e.c. -----	10	(D)	(D)	(D)	EE
806	Hospitals -----	11	(D)	(D)	(D)	GG
8062	General medical and surgical hospitals -----	10	108 826	37 920	9 970	1 983
8063, 9	Specialty hospitals -----	1	(D)	(D)	(D)	CC
807, 8, 9	Other health services -----	145	137 267	53 819	12 725	2 972
807	Medical and dental laboratories -----	55	50 691	13 494	3 311	730
8071	Medical laboratories -----	33	46 710	11 946	2 955	633
8072	Dental laboratories -----	22	3 981	1 548	356	97
808	Home health care services -----	62	(D)	(D)	(D)	GG
809	Miscellaneous health and allied services, n.e.c. -----	28	(D)	(D)	(D)	FF
8092	Kidney dialysis centers -----	6	(D)	(D)	(D)	BB
8093	Specialty outpatient facilities, n.e.c. -----	10	(D)	(D)	(D)	FF
8099	Health and allied services, n.e.c. -----	12	(D)	(D)	(D)	BB
81	Legal services -----	821	197 533	60 223	12 580	2 545
823, 4, 9	Selected educational services -----	19	8 376	3 550	759	277
823	Libraries -----	—	—	—	—	—
824	Vocational schools -----	6	7 128	3 124	662	177
829	Schools and educational services, n.e.c. -----	13	1 248	426	97	100
83	Social services -----	364	(D)	(D)	(D)	GG
835	Child day care services -----	284	(D)	(D)	(D)	GG
832, 3, 6, 9	Other social services -----	80	(D)	(D)	(D)	FF
87 ex. 8733	Engineering, accounting, research, management, and related services (except noncommercial research organizations) -----	757	236 062	99 282	22 902	4 558
871	Engineering, architectural, and surveying services -----	220	69 409	29 996	6 249	1 287
8711	Engineering services -----	122	46 534	21 281	4 475	885
8712	Architectural services -----	39	13 566	5 083	1 128	190
8713	Surveying services -----	59	9 309	3 632	646	212
872	Accounting, auditing, and bookkeeping services -----	372	95 519	39 161	9 917	2 185
873 ex. 8733	Research, development, and testing services (except noncommercial research organizations) -----	39	(D)	(D)	(D)	CC
8731	Commercial physical and biological research -----	13	(D)	(D)	(D)	BB
8732	Commercial economic, sociological, and educational research -----	4	(D)	(D)	(D)	BB
8734	Testing laboratories -----	22	(D)	(D)	(D)	CC
874	Management and public relations services -----	126	(D)	(D)	(D)	FF
8741	Management services -----	47	35 293	15 919	3 458	523
8742	Management consulting services -----	39	8 700	3 334	764	136
8743	Public relations services -----	—	—	—	—	—
8744	Facilities support management services -----	10	(D)	(D)	(D)	CC
8748	Business consulting services, n.e.c. -----	30	(D)	(D)	(D)	BB
89	Services, n.e.c. -----	30	(D)	(D)	(D)	BB

Table 8b. Summary Statistics for Firms Exempt From Federal Income Tax for the Area Outside Metropolitan Areas: 1992

[Includes only establishments with payroll. For meaning of abbreviations and symbols, see introductory text. For explanation of terms and comparability of 1987 and 1992 censuses, see appendix A. For definitions of CMSA's, MSA's, and PMSA's, see appendix D]

SIC code	Kind of business or operation	Establishments (number)	Revenue (\$1,000)	Annual payroll (\$1,000)	First-quarter payroll (\$1,000)	Paid employees for pay period including March 12 (number)
	Total	1 068	1 616 400	617 254	147 624	35 175
7032, 704	Camps and membership lodging	35	(D)	(D)	(D)	CC
7032	Sporting and recreational camps	9	(D)	(D)	(D)	BB
704	Organization hotels and lodging houses, on membership basis	26	5 407	964	249	123
792, 7991 pt., 7997, 7999 pt., 84	Selected amusement, recreation, and related services	85	(D)	(D)	(D)	FF
792	Theatrical producers (except motion picture), bands, orchestras, and entertainers	5	(D)	(D)	(D)	AA
7922	Theatrical producers (except motion picture) and miscellaneous theatrical services	5	(D)	(D)	(D)	AA
7922 pt.	Producers of live theatrical productions	3	(D)	(D)	(D)	AA
7922 pt.	Producers of radio and television shows, except tape	1	(D)	(D)	(D)	AA
7922 pt.	Artists' and entertainers' managers or agents, concert bureaus, booking agents	—	—	—	—	—
7922 pt.	Other theatrical services	1	(D)	(D)	(D)	AA
7929	Bands, orchestras, actors, and other entertainers and entertainment groups	—	—	—	—	—
7929 pt.	Dance groups and artists	—	—	—	—	—
7929 pt.	Symphony orchestras, opera companies, and chamber music organizations	—	—	—	—	—
7929 pt.	Other music groups and artists	—	—	—	—	—
7929 pt.	Other entertainers and entertainment groups	—	—	—	—	—
7991 pt., 7997	Gymnasiums, athletic clubs, and membership sports and recreation clubs	68	23 855	8 276	1 743	702
7991 pt.	Gymnasiums and athletic clubs	1	(D)	(D)	(D)	BB
7997	Membership sports and recreation clubs	67	(D)	(D)	(D)	FF
7999 pt.	Fairs	3	(D)	(D)	(D)	BB
84	Museums, art galleries, and botanical and zoological gardens	9	(D)	(D)	(D)	BB
841	Museums and art galleries	7	(D)	(D)	(D)	BB
842	Arboreta and botanical or zoological gardens	2	(D)	(D)	(D)	AA
8011 pt.; 8021 pt.; 805, 6, 8, 9	Selected health services	178	(D)	(D)	(D)	KK
8011 pt., 8021 pt.	Clinics of doctors of medicine and dentists	37	31 715	13 003	3 088	608
8011 pt.	General medical clinics	37	31 715	13 003	3 088	608
8021 pt.	Dental clinics	—	—	—	—	—
805	Nursing and personal care facilities	10	(D)	(D)	(D)	FF
8051	Skilled nursing care facilities	8	(D)	(D)	(D)	FF
8052	Intermediate care facilities	1	(D)	(D)	(D)	AA
8059	Nursing and personal care facilities, n.e.c.	1	(D)	(D)	(D)	AA
806	Hospitals	79	(D)	(D)	(D)	KK
8062	General medical and surgical hospitals	78	1 229 809	469 508	112 764	24 147
8062 pt.	General medical and surgical hospitals, nongovernment	24	562 029	197 787	46 777	9 735
8062 pt.	General medical and surgical hospitals, government	54	667 780	271 721	65 987	14 412
8063, 9	Specialty hospitals	1	(D)	(D)	(D)	FF
8063	Psychiatric hospitals	1	(D)	(D)	(D)	FF
8063 pt.	Psychiatric hospitals, nongovernment	—	—	—	—	—
8063 pt.	Psychiatric hospitals, government	1	(D)	(D)	(D)	FF
8069	Specialty hospitals, except psychiatric	—	—	—	—	—
8069 pt.	Specialty hospitals, except psychiatric; nongovernment	—	—	—	—	—
8069 pt.	Specialty hospitals, except psychiatric; government	—	—	—	—	—
808, 9	Other health services	52	79 386	34 689	8 327	1 610
808	Home health care services	7	(D)	(D)	(D)	FF
809	Miscellaneous health and allied services, n.e.c.	45	(D)	(D)	(D)	FF
8092	Kidney dialysis centers	18	(D)	(D)	(D)	CC
8093	Specialty outpatient facilities, n.e.c.	22	(D)	(D)	(D)	EE
8099	Health and allied services, n.e.c.	5	(D)	(D)	(D)	CC
8111 pt.	Legal aid societies and similar legal services	20	(D)	(D)	(D)	CC
823, 4, 9	Selected educational services	19	(D)	(D)	(D)	BB
823	Libraries	13	(D)	(D)	(D)	BB
824	Vocational schools	—	—	—	—	—
8243	Data processing schools	—	—	—	—	—
8244	Business and secretarial schools	—	—	—	—	—
8249	Vocational schools, n.e.c.	—	—	—	—	—
829	Schools and educational services, n.e.c.	6	(D)	(D)	(D)	AA
83	Social services	351	(D)	(D)	(D)	HH
835	Child day care services	93	(D)	(D)	(D)	GG
832, 3, 6, 9	Other social services	258	(D)	(D)	(D)	HH
832	Individual and family social services	115	23 205	8 672	1 954	844
833	Job training and vocational rehabilitation services	43	(D)	(D)	(D)	FF
836	Residential care	42	14 333	4 940	1 172	487
839	Social services, n.e.c.	58	34 821	9 932	2 052	615
861, 2, 4, 9	Selected membership organizations	359	(D)	(D)	(D)	GG
861	Business associations	81	(D)	(D)	(D)	CC
864	Civic, social, and fraternal associations	172	25 120	6 470	1 608	820
862, 9	Other membership organizations	106	11 721	3 275	756	276
862	Professional membership organizations	13	1 923	501	106	39
869	Membership organizations, n.e.c.	93	9 798	2 774	650	237

Table 8b. Summary Statistics for Firms Exempt From Federal Income Tax for the Area Outside Metropolitan Areas: 1992 —Con.

[Includes only establishments with payroll. For meaning of abbreviations and symbols, see introductory text. For explanation of terms and comparability of 1987 and 1992 censuses, see appendix A. For definitions of CMSA's, MSA's, and PMSA's, see appendix D]

SIC code	Kind of business or operation	Establishments (number)	Revenue (\$1,000)	Annual payroll (\$1,000)	First-quarter payroll (\$1,000)	Paid employees for pay period including March 12 (number)
873, 4 ex. 8744	Research, testing, and consulting services, except facilities support management services -----	21	(D)	(D)	(D)	CC
873	Research, development, and testing services -----	6	(D)	(D)	(D)	AA
8731	Commercial physical and biological research -----	1	(D)	(D)	(D)	AA
8732	Commercial economic, sociological, and educational research ----	1	(D)	(D)	(D)	AA
8733	Noncommercial research organizations -----	3	(D)	(D)	(D)	AA
8734	Testing laboratories -----	1	(D)	(D)	(D)	AA
874 ex. 8744	Management and public relations services, except facilities support management services -----	15	(D)	(D)	(D)	BB
8741	Management services -----	3	(D)	(D)	(D)	AA
8742	Management consulting services -----	1	(D)	(D)	(D)	AA
8743	Public relations services -----	2	(D)	(D)	(D)	AA
8748	Business consulting services, n.e.c. -----	9	(D)	(D)	(D)	BB

Table 9. Places With 2,500 Inhabitants or More Ranked by Volume of Receipts of Firms Subject to Federal Income Tax: 1992

[Includes only establishments with payroll. For meaning of abbreviations and symbols, see introductory text. For explanation of terms and comparability of 1987 and 1992 censuses, see appendix A. For information on geographic areas followed by ▲, see appendix F]

Geographic area	Receipts		Cumulative receipts		Geographic area	Receipts		Cumulative receipts	
	Rank ¹	Amount (\$1,000)	Amount (\$1,000)	Percent of State total		Rank ¹	Amount (\$1,000)	Amount (\$1,000)	Percent of State total
Mississippi -----	(X)	5 487 296	5 487 296	100.0	Mississippi—Con.				
Jackson ▲ -----	1	1 162 292	1 162 292	21.2	New Albany -----	46	19 172	4 378 861	79.8
Biloxi -----	2	272 759	1 435 051	26.2	Houston -----	47	18 403	4 397 264	80.1
Gulfport -----	3	232 357	1 667 408	30.4	Waynesboro -----	48	15 990	4 413 254	80.4
Hattiesburg ▲ -----	4	230 479	1 897 887	34.6	Booneville -----	49	15 447	4 428 701	80.7
Tupelo -----	5	229 335	2 127 222	38.8	Aberdeen -----	50	14 511	4 443 212	81.0
Meridian -----	6	199 338	2 326 560	42.4	Forest -----	51	13 503	4 456 715	81.2
Pascagoula -----	7	172 190	2 498 750	45.5	Ripley -----	52	13 186	4 469 901	81.5
Vicksburg -----	8	162 991	2 661 741	48.5	Belzoni -----	53	12 961	4 482 862	81.7
Columbus -----	9	135 089	2 796 830	51.0	Moss Point -----	54	12 254	4 495 116	81.9
Greenville -----	10	104 391	2 901 221	52.9	Pass Christian -----	55	11 923	4 507 039	82.1
Pearl -----	11	102 806	3 004 027	54.7	Hazlehurst -----	56	11 901	4 518 940	82.4
Laurel -----	12	101 297	3 105 324	56.6	Pontotoc -----	57	11 606	4 530 546	82.6
Natchez -----	13	91 830	3 197 154	58.3	Philadelphia -----	58	11 324	4 541 870	82.8
Oxford -----	14	76 855	3 274 009	59.7	Wiggins -----	59	10 451	4 552 321	83.0
Greenwood -----	15	70 382	3 344 391	60.9	Winona -----	60	10 420	4 562 741	83.2
Bay St. Louis -----	16	61 328	3 405 719	62.1	Holly Springs -----	61	9 734	4 572 475	83.3
Ridgeland -----	17	53 429	3 459 148	63.0	Quitman -----	62	9 328	4 581 803	83.5
Brookhaven -----	18	47 882	3 507 030	63.9	Iuka -----	63	8 966	4 590 769	83.7
Clarksdale -----	19	46 388	3 553 418	64.8	Crystal Springs -----	64	8 787	4 599 556	83.8
McComb -----	20	46 347	3 599 765	65.6	Fulton -----	65	8 776	4 608 332	84.0
Southaven -----	21	45 202	3 644 967	66.4	Collins -----	66	8 684	4 617 016	84.1
Corinth -----	22	45 118	3 690 085	67.2	Petal -----	67	7 870	4 624 886	84.3
Starkville -----	23	43 227	3 733 312	68.0	Carthage -----	68	7 841	4 632 727	84.4
Flowood -----	24	42 682	3 775 994	68.8	Newton -----	69	7 796	4 640 523	84.6
Brandon -----	25	41 329	3 817 323	69.6	Morton -----	70	7 395	4 647 918	84.7
Ocean Springs -----	26	41 128	3 858 451	70.3	Water Valley -----	71	6 995	4 654 913	84.8
Grenada -----	27	38 588	3 897 039	71.0	Hernando -----	72	6 557	4 661 470	85.0
Clinton -----	28	37 322	3 934 361	71.7	Okolona -----	73	6 068	4 667 538	85.1
Cleveland -----	29	33 871	3 968 232	72.3	Waveland -----	74	5 918	4 673 456	85.2
Picayune -----	30	32 658	4 000 890	72.9	Ellisville -----	75	5 764	4 679 220	85.3
Richland -----	31	31 894	4 032 784	73.5	Shelby -----	76	5 419	4 684 639	85.4
Kosciusko -----	32	28 653	4 061 437	74.0	Poplarville -----	77	5 361	4 690 000	85.5
Columbia -----	33	27 312	4 088 749	74.5	Madison -----	78	4 940	4 694 940	85.6
Louisville -----	34	27 148	4 115 897	75.0	Ruleville -----	79	4 207	4 699 147	85.6
Batesville -----	35	26 932	4 142 829	75.5	Lucedale -----	80	3 527	4 702 674	85.7
Gautier -----	36	25 011	4 167 840	76.0	Leland -----	81	3 470	4 706 144	85.8
Olive Branch -----	37	24 173	4 192 013	76.4	Baldwyn ▲ -----	82	3 440	4 709 584	85.8
Indianola -----	38	22 334	4 214 347	76.8	Horn Lake -----	83	2 893	4 712 477	85.9
Magee -----	39	22 334	4 236 681	77.2	Hollandale -----	84	2 755	4 715 232	85.9
Senatobia -----	40	21 224	4 257 905	77.6	Durant -----	85	2 700	4 717 932	86.0
Amory -----	41	20 876	4 278 781	78.0	D'Iberville ▲ -----	86	2 662	4 720 594	86.0
Yazoo City -----	42	20 735	4 299 516	78.4	Verona -----	87	941	4 721 535	86.0
Long Beach -----	43	20 295	4 319 811	78.7	Rosedale -----	(X)	(D)	(X)	(X)
West Point -----	44	20 099	4 339 910	79.1					
Canton -----	45	19 779	4 359 689	79.5					

¹Places with suppressed receipts (if applicable) are listed at end of table rather than by rank to avoid disclosing data for individual companies.

Table 10. Counties Ranked by Volume of Receipts of Firms Subject to Federal Income Tax: 1992

[Includes only establishments with payroll. For meaning of abbreviations and symbols, see introductory text. For explanation of terms and comparability of 1987 and 1992 censuses, see appendix A. For information on geographic areas followed by ▲, see appendix F]

Geographic area	Receipts		Cumulative receipts		Geographic area	Receipts		Cumulative receipts	
	Rank ¹	Amount (\$1,000)	Amount (\$1,000)	Percent of State total		Rank ¹	Amount (\$1,000)	Amount (\$1,000)	Percent of State total
Mississippi	(X)	5 487 296	5 487 296	100.0	Mississippi—Con.				
Hinds	1	1 192 123	1 192 123	21.7	Scott	41	22 647	5 123 359	93.4
Harrison	2	581 300	1 773 423	32.3	Union	42	21 565	5 144 924	93.8
Rankin	3	296 007	2 069 430	37.7	Prentiss	43	20 449	5 165 373	94.1
Jackson	4	266 177	2 335 607	42.6	Tishomingo	44	16 756	5 182 129	94.4
Forrest	5	256 272	2 591 879	47.2	Wayne	45	16 206	5 198 335	94.7
Lee	6	247 120	2 838 999	51.7	Humphreys	46	15 138	5 213 473	95.0
Lauderdale	7	210 308	3 049 307	55.6	Tippah	47	14 814	5 228 287	95.3
Warren	8	165 055	3 214 362	58.6	Pontotoc	48	14 347	5 242 634	95.5
Madison	9	162 399	3 376 761	61.5	Newton	49	13 136	5 255 770	95.8
Hancock	10	148 722	3 525 483	64.2	George	50	12 063	5 267 833	96.0
Lowndes	11	147 236	3 672 719	66.9	Holmes	51	11 893	5 279 726	96.2
DeSoto	12	121 147	3 793 866	69.1	Clarke	52	11 660	5 291 386	96.4
Jones	13	118 503	3 912 369	71.3	Marshall	53	11 641	5 303 027	96.6
Washington	14	114 516	4 026 885	73.4	Montgomery	54	10 909	5 313 936	96.8
Adams	15	95 679	4 122 564	75.1	Jasper	55	10 800	5 324 736	97.0
Lafayette	16	80 069	4 202 633	76.6	Stone	56	10 660	5 335 396	97.2
Leflore	17	75 432	4 278 065	78.0	Leake	57	10 645	5 346 041	97.4
Pike	18	56 475	4 334 540	79.0	Itawamba	58	10 344	5 356 385	97.6
Lincoln	19	51 907	4 386 447	79.9	Covington	59	9 718	5 366 103	97.8
Coahoma	20	50 256	4 436 703	80.9	Claiborne	60	8 920	5 375 023	98.0
Alcorn	21	49 372	4 486 075	81.8	Wilkinson	61	8 570	5 383 593	98.1
Oktibbeha	22	45 974	4 532 049	82.6	Smith	62	8 255	5 391 848	98.3
Bolivar	23	44 886	4 576 935	83.4	Yalobusha	63	8 233	5 400 081	98.4
Monroe	24	40 320	4 617 255	84.1	Walthall	64	8 187	5 408 268	98.6
Grenada	25	40 297	4 657 552	84.9	Webster	65	8 008	5 416 276	98.7
Pearl River	26	40 080	4 697 632	85.6	Tallahatchie	66	7 514	5 423 790	98.8
Panola	27	38 170	4 735 802	86.3	Calhoun	67	7 241	5 431 031	99.0
Neshoba	28	35 759	4 771 561	87.0	Greene	68	5 962	5 436 993	99.1
Simpson	29	32 365	4 803 926	87.5	Lawrence	69	5 778	5 442 771	99.2
Sunflower	30	31 554	4 835 480	88.1	Jefferson Davis	70	5 387	5 448 158	99.3
Marion	31	30 331	4 865 811	88.7	Quitman	71	5 251	5 453 409	99.4
Attala	32	29 316	4 895 127	89.2	Sharkey	72	5 173	5 458 582	99.5
Winston	33	28 004	4 923 131	89.7	Amite	73	4 909	5 463 491	99.6
Lamar	34	27 764	4 950 895	90.2	Franklin	74	4 784	5 468 275	99.7
Tate	35	26 518	4 977 413	90.7	Noxubee	75	4 749	5 473 024	99.7
Chickasaw	36	25 451	5 002 864	91.2	Benton	76	3 937	5 476 961	99.8
Tunica	37	25 212	5 028 076	91.6	Perry	77	3 399	5 480 360	99.9
Clay	38	24 505	5 052 581	92.1	Kemper	78	2 446	5 482 806	99.9
Copiah	39	24 354	5 076 935	92.5	Choctaw	79	1 818	5 484 624	100.0
Yazoo	40	23 777	5 100 712	93.0	Jefferson	80	1 583	5 486 207	100.0
					Carroll	(X)	(D)	(X)	(X)
					Issaquena	(X)	(D)	(X)	(X)

¹Counties with suppressed receipts (if applicable) are listed at end of table rather than by rank to avoid disclosing data for individual companies.

Appendix A.

General Explanation

CENSUS COVERAGE AND METHODOLOGY

Structure and method of enumeration. Firms in the 1992 Census of Service Industries were divided into the nonmail universe and mail universe. The coverage and the method of obtaining census information from each follow:

1. The nonmail universe consisted of firms which were not required to file a regular census return and included:

- a. All taxable nonemployers, i.e., all firms subject to Federal income tax with no paid employees during 1992. Receipts information for these firms was obtained from administrative records of other Federal agencies. Although consisting of many firms, nonemployers accounted for less than 10 percent of total receipts of all establishments covered in the census.

The census included only those service nonemployer firms which reported a receipts volume of \$1,000 or more during 1992. Establishments exempt from Federal income tax with no paid employees were excluded as in previous censuses.

Data for nonemployers are not included in this report but are provided in a subsequent Non-employer Statistics report (SC92-N-1).

- b. Selected small employers, i.e., single-establishment firms with payroll below a specified cutoff. (The term "employers" refers to firms with one or more paid employees at any time during 1992 as shown in the active administrative records of other Federal agencies.) Although the payroll cutoff varied by kind of business, small employers generally included firms with less than 10 employees and represented about 10 percent of total receipts of establishments covered in the census.

Data on receipts, payroll, and employment for employer firms below the payroll cutoff were derived or estimated from administrative records of other Federal agencies, except for a sample of small employer firms in classifications for which specialized data requirements precluded reliance solely on administrative records sources. This sample was included in the mail universe.

2. The mail universe consisted of firms for which information was obtained by means of a mail canvass and included:

- a. Large employers, i.e., all multiestablishment firms, and all employer firms above the payroll size cutoff referred to in section 1b. Within this category, a report of company organization was conducted periodically to identify establishment locations of firms which operated at more than one location and to obtain information on payroll and mid-March employment at each location. The 1991 Report of Company Organization was used as a coverage check in the census. In the 1992 census, all multi-establishment firms were asked to notify the Census Bureau of any establishments for which a form was not received. Report forms were subsequently provided to the firms for these establishments.
- b. A sample of small employer firms in classifications for which specialized data precluded reliance solely on administrative records sources. These firms were sent the census mailing packages containing the appropriate 1992 questionnaire.

Method of classifying kinds of business. The service industries classifications for all establishments were based on the *Standard Industrial Classification Manual: 1987*¹ (SIC). However, the method of assigning these classifications, and the level of detail at which establishments were classified, differed between the nonmail and mail universes as follows:

1. The nonmail universe

- a. Nonemployers were classified on the basis of information obtained from administrative records of other Federal agencies.
- b. Selected small employers were classified on the basis of the most current census kind-of-business classification available from one of the Census Bureau's current sample surveys or the 1987 census. Otherwise, the classification was obtained from administrative records of other Federal agencies.

If the census or administrative record classifications proved inadequate (none corresponded to a 1992 census classification in the detail required for

¹*Standard Industrial Classification Manual: 1987*. For sale by Superintendent of Documents, U.S. Government Printing Office, Washington, DC 20402. Stock No. 041-001-00314-2.

employers), the firm was sent a brief inquiry requesting information necessary to assign a 1992 census kind-of-business code.

- Establishments in the mail universe were classified on the basis of their self-designation, answers to questions on receipts by type of service provided, and other special inquiries.

Method of assigning tax status. For kind-of-business classifications² where there were substantial numbers of taxable and tax-exempt establishments, establishments were classified based on the Federal income tax filing requirement for the establishment or organization. This classification was based primarily on the response to an inquiry on the census questionnaire. Establishments that indicated that all or part of their income was exempt from Federal income tax under provisions of section 501 of the IRS code were classified as tax-exempt; establishments indicating no such exemption were classified as taxable. All government-operated hospitals were classified as tax-exempt. For establishments in the nonmail universe, the tax status classification was based upon the type of tax return filed by the firm or organization.

For selected kind-of-business classifications³ comprised primarily of tax-exempt establishments, all establishments in those classifications were defined as tax-exempt. All establishments in the remaining kind-of-business classifications (comprised primarily of taxable establishments) were defined as taxable.

COMPARABILITY OF THE 1987 AND 1992 CENSUSES

The 1987 and 1992 censuses were conducted under similar conditions and procedures except for the following:

Geographic areas. The boundaries of a number of areas for which data are shown in the 1992 census are not the same as in the 1987 census because of annexations; other boundary changes; and redefinitions of metropolitan statistical areas (MSA's), primary metropolitan statistical areas (PMSA's), and consolidated metropolitan statistical areas (CMSA's).⁴ In addition, data for consolidated cities are included in the 1992 census.

Data for special economic urban areas (SEUA's) with 10,000 inhabitants or more in Michigan, Minnesota, New York, and Wisconsin qualified for publication in the 1992 census. This included townships in Michigan and Minnesota and towns in New York and Wisconsin. However, Minnesota did not have any townships that met the population criteria.

²SIC's 7032, 792, 7991 pt., 7997, 7999 pt., 8011 pt., 8021 pt., 805, 806, 808, 809, 82, 83, 84 pt., 873 ex. 8733, 874 ex. 8744.

³SIC's 7041, 8111 pt., 84 pt., 86, 8733.

⁴Newly defined metropolitan areas (MA's) were announced by the Office of Management and Budget (OMB) effective June 30, 1993.

Nonemployer firms. In 1987, data for nonemployer firms were published for the United States, States, metropolitan areas, counties, and places in four regional reports in the Nonemployer Statistics Series (SC87-N-1 to -4).

For 1992, data for nonemployers by kind of business are presented in one *Nonemployer Statistics* report (SC92-N-1) for the United States, States, and metropolitan areas. Nonemployer data for counties and places are available on compact disc-read only memory (CD-ROM).

Employment. In 1987, employment data withheld to avoid disclosing data for individual companies were represented with the symbol "(D)." In 1992, withheld employment data are represented with symbols that denote employment size ranges. These symbols are defined in the introductory text.

Sources of receipts/revenue. In 1987, data on sources of receipts/revenue for selected industries were published with other industry-specific data in the *Miscellaneous Subjects* report (SC87-S-4) of the Subject Series. In 1992, sources of receipts/revenue data are presented separately in the *Sources of Receipts or Revenue* report (SC92-S-4) of the Subject Series.

Legal form of organization. In 1987, data on the number of individual proprietorships/partnerships were published in the Geographic Area Series. In 1992, individual proprietorship/partnership data are published in the *Establishment and Firm Size* report (SC87-S-1) and in the *Nonemployer Statistics* report (SC87-N-1).

EXPLANATION OF TERMS

Establishments. An establishment is a single physical location at which business is conducted. It is not necessarily identical with a company or enterprise, which may consist of one establishment or more. Statistics for service industries represent a summary of reports for individual establishments rather than companies. For cases where a census report was received, separate information was obtained for each location where business was conducted. When administrative records of other Federal agencies were used instead of a census report, no information was available on the number of locations operated. Estimates of this number were derived from a sample and are provided in the service industries report, *Miscellaneous Subjects* (SC92-S-5). Each census report was tabulated according to the physical location at which the business was conducted. The count of establishments represents those in business at any time during 1992. Appendix G provides a comparison of the number of establishments active any time during the year versus the number in business at the end of the year.

When two activities or more were carried on at a single location under a single ownership, all activities generally were grouped together as a single establishment. The

entire establishment was classified on the basis of its major activity and all data for it were included in that classification. However, when distinct and separate economic activities (for which different industry classification codes were appropriate) were conducted at a single location under a single ownership, and when conditions prescribed by the SIC manual for recognizing the existence of more than one establishment were met, separate establishment reports for each of the different activities were obtained in the census.

Leased service departments (separately owned businesses operated as departments or concessions of other service establishments or of retail businesses, such as a separately owned shoeshine parlor in a barber shop, or a beauty shop in a department store) are treated as separate service establishments for census purposes. Leased retail departments located in service establishments (e.g., a gift shop located in a hotel) are considered separate retail establishments.

Firms. A firm is a business organization or entity consisting of one domestic establishment (location) or more under common ownership or control. All establishments of subsidiary firms are included as part of the controlling firm. For the economic census, the terms "firm" and "company" are synonymous.

Receipts (Basic dollar volume measure for service establishments of firms subject to Federal income tax). Includes receipts from customers or clients for services rendered, from the use of facilities, and from merchandise sold during 1992 whether or not payment was received in 1992, except for health practitioners and legal, architectural, engineering, and surveying services, which reported on a cash basis (payments received in 1992 regardless of when services were rendered). Excise taxes on gasoline, liquor, tobacco, etc., which are paid by the manufacturer or wholesaler and passed on in the cost of goods purchased by the service establishment, are also included. Receipts from leasing of vehicles, equipment, etc., marketed under operating leases are included in receipts figures as well as the fair sales value of merchandise marketed in 1992 under capital, finance, or "full payout" leases. Receipts also include the total value of service contracts, amounts received for work subcontracted to others, and dues and assessments from members and affiliates.

Receipts are net after deductions for refunds and allowances for merchandise returned by customers. Receipts do not include sales, occupancy, admissions, or other taxes collected from customers and remitted directly by the firm to a local, State, or Federal tax agency, nor do they include income from such sources as contributions, gifts, and grants; dividends, interest, and investments; or sale or rental of real estate. Also excluded are rents from and receipts (gross as well as the establishment's share) of departments and concessions which are operated by others; sales of used equipment rented or leased to

customers; commissions from vending machine operators; and other nonoperating income such as royalties, franchise fees, etc.

Receipts in this report do not include service receipts of manufacturers, wholesalers, retail establishments, or other businesses whose primary activity is other than service. They do, however, include receipts other than from services rendered (e.g., sale of merchandise to individuals or other businesses) by establishments primarily engaged in performing services and classified in the service industries.

Revenue (Basic dollar volume measure for firms exempt from Federal income tax). Includes revenue from customers or clients for services rendered and merchandise sold during 1992, whether or not payment was received in 1992. Also included are income from interest, dividends, gross contributions, gifts, grants (whether or not restricted for use in operations), rents, royalties, dues and assessments from members and affiliates, and receipts from fundraising activities. Receipts from taxable business activities of firms exempt from Federal income tax (Unrelated Business Income) are also included in revenue.

Revenue does not include sales, admissions, or other taxes collected by the organization from customers or clients and paid directly to a local, State, or Federal tax agency; income from the sale of real estate, investments, or other assets (except inventory held for resale); gross receipts of departments, concessions, etc., that are operated by others; and amounts transferred to operating funds from capital or reserve funds.

Expenses. Expenses include payroll, employee benefits, interest, rent, payroll taxes, cost of supplies used for operation, depreciation expenses, fundraising expenses, contracted or purchased services, and other expenses charged to operations during 1992.

Expenses in this report exclude outlays for the purchase of real estate; construction and all other capital improvements; funds invested; assessments or dues paid to the parent or other chapters of the same organization; and, for fundraising organizations, funds transferred to charities and other organizations.

Annual payroll. Payroll includes all forms of compensation, such as salaries, wages, commissions, bonuses, vacation allowances, sick-leave pay, employee contributions to qualified pension plans, and the value of payments in kind (e.g., free meals and lodgings) paid during the year to all employees. Tips and gratuities received by employees from patrons and reported to employers are included. For corporations, payroll includes amounts paid to officers and executives; for unincorporated businesses, it does not include profit or other compensation of proprietors or partners. Payroll is reported before deductions for social security, income tax, insurance, union dues, etc. This definition of payroll is the same as that used by the Internal Revenue Service (IRS) on form 941.

First-quarter payroll. This item consists of payroll, as defined above, paid to persons employed at any time during the quarter January to March 1992.

Paid employees for pay period including March 12. Paid employees consist of the full- and part-time employees, including salaried officers and executives of corporations, who were on the payroll during the pay period including March 12. Included are employees on paid sick leave, paid holidays, and paid vacations; not included are proprietors and partners of unincorporated businesses. The definition of paid employees is the same as that used on IRS form 941.

Auxiliary establishments. Each company included in this census was asked to identify and separately report auxiliary locations whose primary functions were to manage, administer, service, or support the activities of the other establishments of the company. Data presented in this report do not include auxiliary establishments. Data for auxiliaries are presented in a subsequent report issued as part of the *1992 Enterprise Statistics* reports.

KIND-OF-BUSINESS CLASSIFICATIONS

Services, as defined in Division I of the 1987 Standard Industrial Classification (SIC) manual, includes establishments primarily engaged in rendering a wide variety of services to individuals, business and government establishments, and other organizations.

Establishments covered by the census were assigned kind-of-business classifications according to the industry classifications defined in the 1987 SIC manual. When a more detailed classification than defined in the SIC manual was needed, additional kinds of business were identified within an SIC industry.

The basis for a kind-of-business classification is described above in Method of Classifying Kinds of Business. Descriptions of those kinds of business for which data are provided in this report follow.

Hotels, Rooming Houses, Camps, and Other Lodging Places (SIC Major Group 70)

This group includes establishments engaged in providing lodging, or lodging and meals, and camping facilities. Hotels which provide accommodations for permanent residents (e.g., apartment hotels) and residential mobile home parks are classified in Real Estate, Major Group 65.

Hotels and motels (SIC 7011). Commercial establishments, known to the public as hotels, motor hotels, motels, or tourist courts, primarily engaged in providing lodging, or lodging and meals.

For large geographic areas, data are presented for the following subdivisions of this classification:

1. Hotels, 25 guestrooms or more.
2. Hotels, less than 25 guestrooms.
3. Motels, tourist courts.
4. Motor hotels.

The classification of individual establishments into hotels, motor hotels, and motels and tourist courts was based primarily on the respondents' self-designation.

Rooming and boarding houses (SIC 702). Establishments renting rooms, with or without board, on a fee basis. Homes for the elderly, for children, and for the handicapped that provide additional services, other than nursing care, are classified in Industry 8361, and homes that provide nursing and/or health-related care are classified in Industry Group 805. Rooming and boarding houses operated by membership organizations for their members only are classified in Industry 7041.

Sporting and recreational camps (SIC 7032). Sporting and recreational camps providing lodging and meals, or lodging only. Included are children's camps, fishing camps, hunting camps, and dude ranches. Day camps and sports instructional camps, such as baseball, basketball, or football camps, are classified in Industry 7999.

Recreational vehicle parks and campsites (SIC 7033). Establishments providing overnight or short-term sites for recreational vehicles, trailers, campers, or tents. Residential trailer and mobile home parks are classified in Real Estate, Major Group 65.

Organization hotels and lodging houses, on membership basis (SIC 704). Lodging houses and hotels operated by membership organizations for the benefit of their members and guests, and not open to the general public. Hotels operated by such organizations but open to the public are classified in Industry 7011. Residential homes for the elderly and others in need of residential, social, and personal care are classified in Industry 8361.

Personal Services (SIC Major Group 72)

This group includes establishments primarily engaged in providing services generally to individuals, such as barber and beauty shops, drycleaning plants, laundries, and photographic studios. For establishments classified in Industry Group 721, collecting and distributing units (branch outlets, pickup stations, terminals, or depots) owned and operated by a firm which does its own laundry work are not classified as separate establishments. Data for these units are merged with data for the plant where the work is done.

Power laundries, family and commercial (SIC 7211).

Establishments primarily engaged in operating mechanical laundries with steam or other power. Excluded are establishments which have power laundry equipment but which are primarily engaged in a specialty, such as industrial laundering, linen rental, or diaper service. These establishments are classified in other categories within Industry Group 721. Independently owned agencies for laundry plants are classified in Industry 7212. Laundries using small power equipment of household type are classified in Industry 7219.

Garment pressing, and agents for laundries and dry-cleaners (SIC 7212).

Establishments primarily engaged in providing laundry and drycleaning services but which have the laundry and/or drycleaning work done by others. Establishments in this industry may do their own pressing or finishing work. Independently owned collecting and distributing agencies serving drycleaning plants or power laundries are included in this classification.

Linen supply (SIC 7213). Establishments primarily engaged in supplying, on a rental basis, such laundered items as uniforms, aprons, table covers, bed linens, and towels. Establishments included in this classification may or may not operate their own laundry facilities.

Coin-operated laundries and drycleaning (SIC 7215).

Establishments primarily engaged in the operation of coin-operated or similar self-service laundry and/or drycleaning equipment. Included are establishments known as laundromats, launderettes, self-service drycleaners, etc. Establishments which operate such machinery in apartment houses, dormitories, and similar locations are included. Establishments which rent such machinery (e.g., to apartment houses) are classified in Industry 7359.

For large geographic areas, data are presented for the following subdivisions of this classification:

1. Coin-operated laundries and drycleaning stores.
2. Coin-operated laundry routes.

Drycleaning plants, except rug cleaning (SIC 7216).

Establishments primarily engaged in drycleaning or dyeing apparel and household fabrics other than rugs. Establishments primarily engaged in cleaning rugs are classified in Industry 7217. Independently owned agencies for cleaning plants are classified in Industry 7212. Establishments known as "tailor shops" or "cleaners" are included in this classification only if they do their own cleaning. Establishments primarily engaged in dyeing fabrics for the trade are classified in Manufacturing, Major Group 22.

Carpet and upholstery cleaning (SIC 7217). Establishments primarily engaged in cleaning carpets and upholstered furniture. Establishments primarily engaged in rug repair are classified in Industry 7699, those primarily

engaged in reupholstering and repairing furniture are classified in Industry 7641, and those primarily engaged in building cleaning are classified in Industry 7349.

Industrial launderers (SIC 7218). Establishments primarily engaged in supplying laundered or drycleaned work uniforms, wiping towels, protective apparel (gloves, flame resistant clothing, etc.), dust control items (treated mats or rugs, mops, cloths, etc.), and similar items to industrial, commercial, and government users. These items may belong to the industrial launderers and be supplied to users on a rental basis, or they may belong to the customers. Establishments included in this industry may or may not operate their own laundry or drycleaning facilities.

Laundry and garment services, n.e.c. (SIC 7219). Establishments primarily engaged in furnishing other laundry services, including repair, alteration, and storage of clothes for individuals; diaper service; and hand laundries. Custom tailors, dressmakers, and fur shops making fur apparel to custom order are classified in Retail Trade.

Photographic studios, portrait (SIC 722). Establishments primarily engaged in still or video portrait photography for the general public. Included in this classification are school, home, and transient portrait photographers. Establishments primarily engaged in commercial photography are classified in Industry 7335; those primarily engaged in video tape production other than portrait are classified in Industry 7812; and those primarily engaged in film developing and/or print processing for the trade or for the general public are classified in Industry 7384.

Beauty shops (SIC 723). Establishments primarily engaged in providing beauty services or both beauty and barber services. Beauty and cosmetology schools are also included. Beauty shop concessions (owned and operated by concessionaires) in hotels, department stores, etc., are classified in this industry and treated as separate establishments. However, beauty shops owned by and operated as part of other businesses (e.g., hotels, department stores) are considered part of the main establishment.

Barber shops (SIC 724). Establishments primarily engaged in providing barber and men's hair styling services. Barber colleges are also included. Barber shop concessions (owned and operated by concessionaires) in hotels, department stores, etc., are classified in this industry and treated as separate establishments. However, barber shops owned by and operated as part of other businesses (e.g., hotels, department stores) are considered part of the main establishment.

Shoe repair shops and shoeshine parlors (SIC 725). Establishments primarily engaged in repairing footwear or shining shoes. Also included are establishments engaged in cleaning and blocking hats. Shoe repair and shoeshine departments (owned and operated by concessionaires) in

hotels, department stores, etc., are classified in this industry and treated as separate establishments. However, shoe repair shops and shoeshine parlors owned and operated as part of other businesses (e.g., hotels, department stores) are considered part of the main establishment.

Funeral service and crematories (SIC 726). Establishments primarily engaged in preparing the dead for burial, conducting funerals, and cremating the dead. Receipts include sales of funeral merchandise, such as caskets and burial clothing, and other services provided directly by the establishments. Also included in the receipts are reimbursements for cash advances made to other establishments for funeral-related merchandise sales and services, such as flowers. Cemeteries, and crematories operated in conjunction with cemeteries, are classified in Real Estate, Industry 6553; crematories and burial services for pets are classified in Agriculture, Industry 0752.

Tax return preparation services (SIC 7291). Establishments primarily engaged in providing tax return preparation services without also providing accounting, auditing, or bookkeeping services. Establishments providing tax return preparation services which also provide accounting, auditing, or bookkeeping services are classified in Industry 8721. Tax return preparation services (owned and operated by concessionaires) in department stores, etc., are classified in this industry and treated as separate establishments. However, tax return preparation services owned and operated as part of other businesses are considered part of the main establishment.

Miscellaneous personal services, n.e.c. (SIC 7299). Establishments primarily engaged in providing personal services, not elsewhere classified, such as saunas; steam and Turkish baths; costume and formal wear rental; operation of coin-operated personal service machines, such as weighing machines, public lockers (except cold storage), pay toilets, etc.; checkroom concessions; dating service; diet or weight reducing workshops; and tanning salons. Establishments operating coin-operated amusement machines, such as pinball machines and juke boxes, are classified in Industry 7993. The operation of physical fitness facilities, including health fitness spas and reducing salons, is classified in Major Group 70 if lodging is also provided and in Industry 7991 if lodging is not provided.

For large geographic areas, data are presented for the following subdivisions of this classification:

1. Massage parlors, tanning salons, and saunas.
2. Diet and weight reducing services.
3. Formal wear rental.
4. Other personal services, n.e.c.

Business Services (SIC Major Group 73)

This group includes establishments primarily engaged in providing services, not elsewhere classified, to business establishments on a contract or fee basis.

Advertising agencies (SIC 7311). Establishments primarily engaged in preparing advertising (writing copy, artwork, graphics, and other creative work) and placing such advertising in periodicals, newspapers, radio, television, or other advertising media for clients on a contract or fee basis. Establishments which place advertising with media but perform no creative services (media buying services) are classified in Industry 7319. Establishments which write advertising copy but do not place the advertising with media are classified in Industry 8999. Establishments which provide commercial art, graphics, or other creative advertising services but do not place the advertising with media are classified in Industry Group 733. Establishments which solicit advertising for nonaffiliated radio, television, newspapers, or magazines are classified in Industry 7313.

Outdoor advertising services (SIC 7312). Establishments primarily engaged in the preparation of poster displays and painted and electric displays on billboards, panels, bulletins, and frames, principally outdoors. Such establishments may (as incidental services) construct, repair, and maintain display boards and may post advertisements. Sign painting shops are classified in Industry 7389. Shops which make neon signs to order are classified in Manufacturing. Establishments primarily engaged in erecting signs are classified in Construction.

Radio, television, and publishers' advertising representatives (SIC 7313). Establishments primarily engaged in soliciting advertising on a contract or fee basis for (nonaffiliated) newspapers, magazines, and other publications, or for radio and television stations. Advertising sales offices operated by the media are classified as auxiliaries.

For large geographic areas, data are presented for the following subdivisions of this classification:

1. Radio and television advertising representatives.
2. Publishers' advertising representatives.

Advertising, n.e.c. (SIC 7319). Establishments primarily engaged in furnishing advertising services, not elsewhere classified, such as handbill distribution, distribution of samples, and transit advertising. Establishments which provide commercial art, graphics, or other creative advertising services but do not place the advertising with the media, are classified in Industry Group 733. Establishments primarily engaged in direct mail advertising, compiling and selling mailing lists, and related services are classified in Industry 7331.

Adjustment and collection services (SIC 7322). Establishments primarily engaged in the collection or adjustment of claims other than insurance. Establishments providing insurance adjustment services are classified in Insurance, Major Group 64. Establishments providing debt counseling or adjustment services for individuals are classified in Industry 7299. Centralized charge services are classified in Finance, Major Group 61.

Credit reporting services (SIC 7323). Establishments primarily engaged in providing mercantile and consumer credit reporting services. Establishments primarily engaged in conducting personal investigations (background) and preparing reports for insurance companies and other business firms are classified in Industry 7389.

Direct mail advertising services (SIC 7331). Establishments primarily engaged in furnishing direct mail advertising services, such as creating, producing, and mailing direct mail advertising. This industry also includes establishments primarily engaged in compiling and selling mailing lists. Establishments primarily engaged in reproducing direct mail copy to order but also providing other direct mail advertising services are classified in Manufacturing if they print the copy, and in Industry 7334 if they duplicate the copy by photocopying or similar reproduction methods.

For large geographic areas, data are presented for the following subdivisions of this classification:

1. Mailing list compilers, brokers, and managers.
2. Direct mail advertising services, except mailing list services.

Photocopying and duplicating services (SIC 7334). Establishments primarily engaged in reproducing text, drawings, plans, maps, or other copy by blueprinting, photocopying, mimeographing, or other methods of duplication other than printing or microfilming. Printing, including "quick printing," is classified in Manufacturing, and microfilming is classified in Industry 7389.

For large geographic areas, data are presented for the following subdivisions of this classification:

1. Blueprinting and photocopying services.
2. Duplicating services, except printing and photocopying.

Commercial photography (SIC 7335). Establishments engaged in providing commercial photography services for advertising agencies, publishers, and other business and industrial users. Establishments engaged in still and video portrait photography are classified in Industry 7221, and those primarily engaged in mapmaking are classified in Industry 7389. Establishments primarily engaged in medical photography are classified in Industry 8099. Establishments primarily engaged in producing commercial video tape or films are classified in Industry 7812.

Commercial art and graphic design (SIC 7336). Establishments primarily engaged in providing commercial art or graphic design services for advertising agencies, publishers, and other business and industrial users. Producers of still and slide films are classified here. Establishments primarily engaged in art, except commercial and medical art, are classified in Industry 8999; those engaged in medical art are classified in Industry 8099; and those providing drafting services are classified in Industry 7389.

For large geographic areas, data are presented for the following subdivisions of this classification:

1. Commercial art.
2. Graphic arts and related design.

Secretarial and court reporting services (SIC 7338). Establishments primarily engaged in furnishing secretarial, typing, word processing, resume writing, and court reporting services.

Disinfecting and pest control services (SIC 7342). Establishments primarily engaged in providing disinfection and termite, insect, rodent, and other pest control generally in dwellings or other buildings. Establishments primarily engaged in pest control for lawns or agricultural production are classified in Agriculture.

Building cleaning and maintenance services, n.e.c. (SIC 7349). Establishments primarily engaged in furnishing building cleaning and maintenance services, not elsewhere classified, such as window cleaning, janitorial services, floor waxing, and office cleaning. General contractors and special trade contractors primarily engaged in building repair work, cleaning building exteriors by sand or steam blasting, or cleaning up after construction are classified in Construction.

Medical equipment rental and leasing (SIC 7352). Establishments primarily engaged in renting or leasing (except finance leasing) medical equipment. These establishments may also sell medical supplies, but establishments primarily engaged in selling medical supplies are classified in Wholesale or Retail Trade. Establishments primarily engaged in finance leasing are classified in Finance, Industry 6159.

Heavy construction equipment rental and leasing (SIC 7353). Establishments primarily engaged in renting or leasing (except finance leasing) heavy construction equipment, with or without operators. Establishments primarily engaged in finance leasing are classified in Finance, Industry 6159.

For large geographic areas, data are presented for the following subdivisions of this classification:

1. Rental and leasing of heavy construction equipment without operators.
2. Rental and leasing of heavy construction equipment with operators.

Equipment rental and leasing, n.e.c. (SIC 7359). Establishments primarily engaged in renting or leasing (except finance leasing) equipment, not elsewhere classified, such as tools, furniture, industrial equipment (except heavy construction), televisions, appliances, party supplies, etc. Establishments primarily engaged in finance leasing are classified in Finance, Industry 6159.

Establishments renting or leasing automobiles and trucks without drivers are classified in Industry Group 751; those renting with drivers, in Transportation. Establishments renting (or leasing) medical equipment are classified in Industry 7352; video tapes and cassettes, in Industry 7841; amusement and recreation items, such as bicycles, beach chairs, etc., in Industry 7999; personal items, such as formal wear, lockers (other than refrigerated), and pillows, in Industry 7299; commercial boats, in Water Transportation, Major Group 44. Direct leasing of machinery or equipment by the manufacturer is classified in Manufacturing or Wholesale Trade. Establishments primarily leasing computer time, including time-sharing services, are classified in Industry 7374; and those renting or leasing computers or data processing equipment, in Industry 7377.

For large geographic areas, data are presented for the following subdivisions of this classification:

1. Equipment rental, except rent-to-own.
2. Equipment leasing, except finance leasing.
3. Rent-to-own.

Employment agencies (SIC 7361). Establishments primarily engaged in providing placement and employment services for employers or those seeking employment. Modeling agencies and nurses' registries are included. Theatrical employment agencies are classified in Industry 7922; motion picture casting bureaus, in Industry 7819; and establishments engaged in furnishing help to other businesses, in Industry 7363.

Help supply services (SIC 7363). Establishments primarily engaged in supplying temporary or continuing help (except agricultural) to other businesses on a contract or fee basis. The help supplied is on the payroll of the supplying establishment but is under the direct or general supervision of the business to whom the help is furnished. Establishments primarily engaged in providing placement and employment services are classified in Industry 7361. Establishments which provide both management and staff to operate a business are classified according to the type of activity of the business. Establishments primarily engaged in furnishing personnel to perform a range of services in support of the operation of other establishments are classified in Industry 8744. Farm labor supply is classified in Agriculture, Industry 0761.

For large geographic areas, data are presented for the following subdivisions of this classification:

1. Temporary help supply.
2. Employee leasing.
3. Other help supply services.

Computer programming services (SIC 7371). Establishments primarily engaged in providing custom computer programming services on a contract or fee basis. These

establishments often perform a variety of additional services, such as computer software design and analysis, modification of existing software, and training in the use of custom software. Establishments primarily engaged in the development and marketing of prepackaged software are classified in Industry 7372. Computer processing services are classified in Industry 7374.

Prepackaged software (SIC 7372). Establishments primarily engaged in designing and developing prepackaged software, including operating, utility, and applications programs. These establishments may also prepare software documentation for the user, install software for the user, and train the user in the use of the software. Establishments primarily engaged in buying and selling prepackaged software are classified in Wholesale or Retail Trade. Custom computer software services, including computer code authors, are classified in Industry 7371.

Computer integrated systems (SIC 7373). Establishments primarily engaged in developing or modifying computer software and packaging or bundling the software with hardware (computers and peripheral equipment) to create an integrated system for specific application. These establishments are involved in all phases of systems development, from design through installation. Establishments primarily engaged in buying and selling computer software and/or hardware are classified in Wholesale or Retail Trade, and establishments primarily engaged in manufacturing computers and/or peripheral equipment are classified in Manufacturing.

Computer processing and data preparation and processing services (SIC 7374). Establishments primarily engaged in providing computer processing and data preparation services. Service may consist of complete processing and preparation of reports from data supplied by the customer, or it may be specialized, such as data entry or making data processing equipment available on an hourly or time-sharing basis.

Information retrieval services (SIC 7375). Establishments primarily engaged in providing on-line information retrieval services on a contract or fee basis. The information generally involves a range of subjects and is taken from other primary sources. Establishments which collect and originate the data are classified in the industry associated with that activity.

Computer facilities management services (SIC 7376). Establishments primarily engaged in providing on-site management and operation of computer and data processing facilities on a contract or fee basis. Establishments primarily engaged in providing computer and data processing at their own facilities are classified in Industry 7374.

Computer rental and leasing (SIC 7377). Establishments primarily engaged in renting or leasing (except finance) computers and related data processing equipment on the

customers' site, whether or not also providing maintenance or support services. Establishments primarily engaged in both manufacturing and leasing computers and related data processing equipment are classified in Division D, Manufacturing, and separate establishments owned by the manufacturer and primarily engaged in leasing are classified in Wholesale Trade. Establishments primarily engaged in finance leasing of computers and related data processing equipment are classified in Finance, Industry 6159, and those primarily engaged in leasing computer time are classified in Industry 7374.

Computer maintenance and repair (SIC 7378). Establishments primarily engaged in the maintenance and repair of computers and computer peripheral equipment.

Computer related services, n.e.c. (SIC 7379). Establishments primarily engaged in providing computer related services, not elsewhere classified, such as computer consulting, disk and diskette conversion, and tape recertification.

For large geographic areas, data are presented for the following subdivisions of this classification:

1. Computer consultants.
2. Miscellaneous computer services, n.e.c.

Detective, guard, and armored car services (SIC 7381). Establishments primarily engaged in providing detective, guard, and armored car services. Fingerprint service, polygraph service, and rental of dogs for protective service are included in this classification.

For large geographic areas, data are presented for the following subdivisions of this classification:

1. Detective agencies and guard services.
2. Armored car services.

Security systems services (SIC 7382). Establishments primarily engaged in monitoring and maintaining security systems devices, such as burglar and fire alarms. These establishments may also sell, lease, and/or install the security systems which they monitor and maintain. Establishments primarily engaged in the sales and installation, or installation only, of such devices are classified in Construction, Industry 1731.

News syndicates (SIC 7383). Establishments primarily engaged in providing news, pictures, features, and news reporting services to newspapers and periodicals. Separate establishments of newspaper and periodical publishers which are engaged in gathering news are classified as auxiliaries.

Photofinishing laboratories (SIC 7384). Establishments primarily engaged in developing film and photographic prints and enlargements. Data for retail outlets (kiosks),

which are owned and operated by photofinishing laboratories for the pickup and delivery of film, are merged with data for the laboratory which owns them and are not treated as separate establishments. Establishments primarily engaged in processing motion picture and video film for the motion picture and television industries are classified in Industry 7819.

For large geographic areas, data are presented for the following subdivisions of this classification:

1. Photofinishing laboratories, except "one-hour" (mini) labs.
2. "One-hour" (mini) photofinishing.

Business services, n.e.c. (SIC 7389). Establishments primarily engaged in furnishing business services, not elsewhere classified, such as auctioneers' establishments (service only), business brokers, drafting service, independent lecture bureaus, inspection service, printing brokers, notaries public, and shop window decoration or trimming, on a commission or fee basis.

For large geographic areas, data are presented for the following subdivisions of this classification:

1. Sign painting shops. Establishments primarily engaged in making signs to individual order or in doing office door and window lettering. Establishments primarily engaged in making signs other than on a custom basis and neon sign manufacturers are classified in Manufacturing.
2. Interior designing. Establishments primarily engaged in advising clients on the selection of furniture, draperies, rugs, and other interior decorations on a commission or fee basis. Establishments providing interior designing service but primarily engaged in the sale of merchandise, are not included. Painting and papering contractors who frequently call themselves "interior decorators" are classified in Construction.
3. Telephone answering services. Establishments primarily engaged in transmitting telephone messages to their clients. Paging services are classified in Communications.
4. Water softening and conditioning services. Establishments primarily engaged in softening water by chemical treatment or other methods.
5. Packaging and labeling services. Establishments primarily engaged in packaging and labeling products, on a contract or fee basis, in packages or other containers normally intended for retail distribution. Companies primarily engaged in packing, crating, and otherwise preparing goods for shipping are classified in Transportation.
6. Trading stamp services. Establishments primarily engaged in selling trading stamps or merchandise coupons to merchants. The redemption stores of trading stamp companies are classified as auxiliary to this industry.

7. Convention and trade show services. Establishments primarily engaged in providing a variety of services to conventions and trade shows on a contract or fee basis, including decoration services, registration services, promotion, and other administrative functions.
8. Private mail centers. Establishments primarily engaged in providing mailbox rental and other postal and mailing (except advertising) services. In addition, establishments may provide typing, photocopying, and FAX services, and may sell office supplies.
9. Miscellaneous business services, n.e.c. Establishments primarily engaged in furnishing business services, not elsewhere classified.

Automotive Repair, Services, and Parking (SIC Major Group 75)

This group includes establishments primarily engaged in furnishing automotive repair, rental, leasing, parking, and other services. Similar facilities owned and operated by concerns for their own use and not available to the general public are treated as auxiliary establishments of those concerns and are not included here. Automotive repair shops operated by establishments engaged in the sale of new automobiles are classified in Retail Trade, as are those operated by gasoline service stations (where sales of merchandise (including fuel) exceed repair receipts). Automobile driving instruction is classified in Industry 8299.

Truck rental and leasing, without drivers (SIC 7513).

Establishments primarily engaged in short-term rental or extended-term leasing (with or without maintenance) of trucks, truck tractors, or semitrailers without drivers. Establishments primarily engaged in renting or leasing, except finance leasing, of industrial trucks are classified in Industry 7359; those renting or leasing trucks with drivers are classified in Transportation, Industry Group 421; and those renting or leasing heavy construction and earth moving equipment are classified in Industry 7353. Establishments primarily engaged in finance leasing are classified in Finance, Major Group 61.

For large geographic areas, data are presented for the following subdivisions of this classification:

1. Truck rental, without drivers.
2. Truck leasing, except finance leasing.

Passenger car rental (SIC 7514). Establishments primarily engaged in short-term rental of passenger cars without drivers. Data for separate automotive rental offices or concessions (e.g., airport locations) in the same metropolitan area, for which a common fleet of cars is maintained, are merged and not considered as separate establishments. Establishments primarily engaged in renting automobiles with drivers are classified in Transportation, Industry 4119.

Passenger car leasing (SIC 7515). Establishments primarily engaged in extended-term leasing of passenger cars without drivers. These establishments may or may not provide maintenance of vehicles as part of the lease contract. Establishments primarily engaged in renting automobiles with drivers are classified in Transportation, Industry 4119. Establishments primarily engaged in finance leasing are classified in Finance, Major Group 61.

Utility trailer and recreational vehicle rental (SIC 7519).

Establishments primarily engaged in daily or extended-term rental of utility trailers and recreational vehicles. Establishments primarily engaged in renting motorcycles, bicycles, golf carts, gocarts, or recreational boats are classified in Industry 7999, and those engaged in renting airplanes are classified in Industry 7359. Establishments primarily engaged in the rental of mobile homes on site are classified in Real Estate, Industry 6515.

Automobile parking (SIC 7521).

Establishments primarily engaged in the temporary parking of automobiles usually on an hourly, daily, or monthly contract or fee basis. Excluded are municipal parking lots and lots operated by establishments or institutions primarily engaged in other activities (e.g., department stores, hospitals, restaurants). Valet parking is classified in Industry 7299. Establishments primarily engaged in extended or dead storage of automobiles are classified in Transportation, Industry 4226.

For large geographic areas, data are presented for the following subdivisions of this classification:

1. Parking lots.
2. Parking structures.

Top, body, and upholstery repair shops and paint shops (SIC 7532).

Establishments primarily engaged in the repair of automotive tops, bodies, and interiors, or automotive painting and refinishing. Also included in the industry are establishments primarily engaged in customizing automobiles, trucks, and vans, except on a factory basis. Those engaged in customizing automobiles, trucks, and vans on a factory basis are classified in Manufacturing, Industry Group 371.

For large geographic areas, data are presented for the following subdivisions of this classification:

1. Top and body repair shops.
2. Paint shops.

Automotive exhaust system repair shops (SIC 7533).

Establishments primarily engaged in the installation, repair, or sale and installation of automotive exhaust systems. The sale of mufflers, tailpipes, and catalytic converters is considered to be incidental to the installation of these products.

Tire retreading and repair shops (SIC 7534).

Establishments primarily engaged in repairing and retreading automotive tires. Establishments classified here may either retread customers' tires or retread tires for sale or exchange to the user or the trade.

Automotive glass replacement shops (SIC 7536). Establishments primarily engaged in the installation, repair, or sale and installation of automotive glass. The sale of the glass is considered incidental to the replacement.

Automotive transmission repair shops (SIC 7537). Establishments primarily engaged in the installation, repair, or sale and installation of automotive transmissions. The sale of transmissions and related parts is considered incidental to transmission installation or repair.

General automotive repair shops (SIC 7538). Establishments primarily engaged in general automotive repair, such as engine repair shops (except industrial truck engines), general repair and service garages, and diesel engine repair shops. Establishments primarily engaged in specialized repair of individual engine components, not elsewhere classified, are classified in Industry 7539. Establishments primarily engaged in repair of motorcycles are classified in Industry 7699.

For large geographic areas, data are presented for the following subdivisions of this classification:

1. General automotive repair shops, except diesel.
2. Diesel repair shops.

Automotive repair shops, n.e.c. (SIC 7539). Establishments primarily engaged in specialized automotive repair, not elsewhere classified, such as fuel service (carburetor repair), brake relining, front-end and wheel alignment, and radiator repair. Establishments primarily engaged in automotive welding are classified in Industry 7692.

For large geographic areas, data are presented for the following subdivisions of this classification:

1. Radiator repair.
2. Brake, front end, and wheel alignment.
3. Carburetor repair shops.
4. Automotive electrical repair shops.
5. Other automotive repair shops, n.e.c. Establishments primarily engaged in specialized automotive repairs, not elsewhere classified, such as frame repair, piston ring service and repair, speedometer repair, and heater and air-conditioning repair.

Carwashes (SIC 7542). Establishments primarily engaged in washing, waxing, and polishing motor vehicles or furnishing facilities for the self-service washing of motor vehicles.

Automotive services, except repair and carwashes (SIC 7549). Establishments primarily engaged in furnishing automotive services, except repair and carwashes, such as lubricating service, towing service, diagnostic service, undercoating service, and inspection service.

For large geographic areas, data are presented for the following subdivisions of this classification:

1. Lubrication shops.
2. Towing services.
3. Other automotive services, n.e.c.

Miscellaneous Repair Services (SIC Major Group 76)

This group includes establishments primarily engaged in miscellaneous repair services, not elsewhere classified. Repair departments of retail dealers or manufacturers are not included unless operated as separate establishments and reported as such. This group does not include some repair services of which the more important are: repair to structures (classified in Construction); garment and shoe repair (classified in Major Group 72); automotive repair services (classified in Major Group 75); electronic computer and computer peripheral equipment repair services (classified in Industry 7378); ship and boat repair (classified in Manufacturing); and railroad repair (classified in Manufacturing).

Radio and television repair shops (SIC 7622). Establishments primarily engaged in repairing radios, televisions, phonographs, stereo equipment, and tape recorders. Also included are establishments engaged in installing and repairing television, amateur, and citizens' band antennas, and those engaged in installing and servicing similar equipment in homes, offices, boats, automobiles, or other vehicles. Establishments primarily engaged in installation, repair, or maintenance of radio and television broadcast transmitting antennas and towers are classified in Construction. Repair departments of radio and television dealers are not included here unless operated and reported as separate establishments.

Refrigeration and air-conditioning service and repair shops (SIC 7623). Establishments primarily engaged in servicing and repairing household and commercial electrical refrigerators and air-conditioning and refrigeration equipment. Establishments primarily engaged in servicing and repairing gas refrigeration equipment are classified in Industry 7699, and those repairing automotive air-conditioning equipment are classified in Industry 7539. Establishments primarily engaged in installing refrigeration and air-conditioning systems are classified in Construction.

Electrical and electronic repair shops, n.e.c. (SIC 7629). Establishments primarily engaged in servicing and repairing electrical and electronic equipment, not elsewhere classified, such as electrical household appliances (washing machines, vacuum cleaners, irons, toasters, etc.) and electrical and electronic industrial equipment. Electrical contractors and electrical shops engaged primarily in house wiring are included in Construction, Industry 1731. The repair of electric motors is classified in Industry 7694. Repair of electronic computers and computer peripheral equipment is classified in Industry 7378.

Watch, clock, and jewelry repair (SIC 763). Establishments primarily engaged in the repair of watches, clocks, or jewelry. Establishments primarily engaged in assembling watches from purchased parts are classified in Manufacturing, Industry 3873.

Reupholstery and furniture repair (SIC 764). Establishments primarily engaged in furniture reupholstery and repair. Establishments primarily engaged in selling upholstery materials, making slipcovers and draperies to order, or in upholstering new frames to individual order are classified in Retail Trade, as are establishments making furniture and cabinets on a custom basis.

Welding repair (SIC 7692). Establishments primarily engaged in repair work by welding, including automotive welding. Welding in connection with the manufacture of a product is classified in Manufacturing. Welding contractors doing welding work at construction sites are classified in Construction, Industry 1799.

Armature rewinding shops (SIC 7694). Establishments primarily engaged in rewinding armatures and rebuilding or repairing electric motors. Establishments classified here may either repair customers' equipment or repair their own equipment for sale or exchange to users or to the trade. Establishments primarily engaged in the repair of electrical appliances are classified in Industry 7629.

Repair shops and related services, n.e.c. (SIC 7699). Establishments primarily engaged in specialized repair services, not elsewhere classified, such as farm machinery and equipment repair; lawnmower, saw, knife, and tool sharpening and repair; bicycle repair; lock and gun repair; musical instrument repair; and the repair of typewriters. Repair services which involve primarily electrical or electronic equipment or components are classified in Industry 7629; however, primarily mechanical repair of electrically powered equipment, such as electric sewing machine repair, is included here.

For large geographic areas, data are presented for the following subdivisions of this classification:

1. Farm machinery and equipment repair.
2. Lawnmower and other small gasoline engine repair. Establishments primarily engaged in saw, knife, and tool sharpening are also included here.
3. Sewer and septic tank cleaning services. Establishments primarily engaged in cleaning or repairing sewers and septic tanks. Establishments which install septic tanks are classified in Construction.
4. Other repair and related services, n.e.c. Establishments primarily engaged in specialized repair services, not elsewhere classified, such as aircraft flight instrument repair (except electrical), blacksmith shops, bicycle repair, boiler repair, photographic equipment repair,

dental instrument repair, furnace and chimney cleaning, gunsmith shops, key duplicating shops, motorcycle repair, musical instrument tuning and repair, taxidermists, typewriter repair, umbrella repair, and venetian blind repair.

Motion Pictures (SIC Major Group 78)

This group includes establishments producing and distributing motion pictures, exhibiting motion pictures in commercially operated theaters, and furnishing services to the motion picture industry. The term "motion pictures" includes similar productions for television or other media using film, tape, or other means.

Motion picture and video tape production (SIC 7812). Establishments primarily engaged in the production of theatrical and nontheatrical motion pictures and video tapes for exhibition or sale. Establishments engaged in both production and distribution of motion pictures are included here, as well as those engaged in the production of educational, industrial, and religious films. Establishments primarily engaged in motion picture and video tape reproduction are classified in Industry 7819.

For large geographic areas, data are presented for the following subdivisions of this classification:

1. Motion picture production, except for television.
2. Motion picture and tape production for television.

Services allied to motion picture production (SIC 7819). Establishments primarily engaged in performing auxiliary services to motion picture production, such as motion picture film processing, editing, and titling. Also included are casting bureaus, wardrobe and studio property rental, rental and repair of cameras and other motion picture equipment, stock footage film libraries, and television tape services (editing, transfers, etc.).

Motion picture and video tape distribution (SIC 7822). Establishments primarily engaged in the distribution (rental or sale) of theatrical and nontheatrical motion picture films or in the distribution of video tapes and disks, except to the general public. Establishments engaged in both distribution and production are classified in Industry 7812. Establishments primarily engaged in renting video tapes and disks to the general public are classified in Industry 7841, and those engaged in the sale of video tape and disks to individuals for personal or household use are classified in Retail Trade, Industry 5735.

For large geographic areas, data are presented for the following subdivisions of this classification:

1. Motion picture film exchanges.
2. Film and tape distribution for television.
3. Video tape wholesalers.

Services allied to motion picture distribution (SIC 7829). Establishments primarily engaged in performing auxiliary services to motion picture distribution, such as film delivery service, film purchasing and booking agencies, and film libraries.

Motion picture theaters, except drive-in (SIC 7832). Commercially operated theaters primarily engaged in the indoor exhibition of motion pictures.

Drive-in motion picture theaters (SIC 7833). Commercially operated theaters, commonly known as drive-in theaters, primarily engaged in the outdoor exhibition of motion pictures.

Video tape rental (SIC 7841). Establishments primarily engaged in renting recorded video tapes and disks to the general public for personal or household use. Establishments primarily engaged in renting video recorders and players are classified in Industry 7359. Establishments primarily engaged in selling recorded video tapes and disks to the general public are classified in Retail Trade, Industry 5735, and those engaged in the wholesale distribution of recorded video tapes and disks are classified in Industry 7822.

Amusement and Recreation Services, Except Motion Pictures (SIC Major Group 79)

This group includes establishments primarily engaged in providing amusement, recreation, or entertainment services, not elsewhere classified. Gambling businesses, where legal, are also included in this Major Group; however, combined gambling and lodging facilities with 25 guestrooms or more are classified in Industry 7011. Establishments primarily engaged in operating museums, art galleries, arboreta, and botanical and zoological gardens are classified in Major Group 84.

Dance studios, schools, and halls (SIC 791). Establishments primarily engaged in operating public dance halls or ballrooms, dance studios, and dance schools. Establishments primarily engaged in renting facilities used as dance halls or ballrooms are classified in Real Estate, Industry 6512.

Theatrical producers (except motion picture) and miscellaneous theatrical services (SIC 7922). Establishments primarily engaged in providing live theatrical presentations, such as road companies and summer theaters. This industry also includes services allied with theatrical presentations, such as casting agencies; booking agencies for plays, artists, and concerts; scenery, lighting, and other equipment services; and theatrical ticket agencies. Also included in this industry are producers of live and taped radio programs and commercials and producers of live television programs.

For large geographic areas, data are presented for the following subdivisions of this classification:

1. Producers of live theatrical productions. Stock or repertory companies, whether or not operating their own theaters, are included here. Establishments primarily engaged in producing shows for dinner theaters but not operating the food service are also included here. Dinner theaters operating food service are classified in Retail Trade, Industry 5812.
2. Producers of radio and television shows, except tape producers. Establishments primarily engaged in producing shows for live presentation on radio and television. Producers of motion picture and television tape are classified in Industry 7812 and producers of radio tape in the subgroup Other theatrical services.
3. Artists' and entertainers' managers or agents, concert bureaus, and booking agents.
4. Other theatrical services. Establishments engaged in theatrical services, not elsewhere classified, such as ticket agencies; theatrical, television, and radio employment agencies; theatrical equipment rental and design; and lighting. Radio show tape producers are included here.

Bands, orchestras, actors, and other entertainers and entertainment groups (SIC 7929). Establishments primarily engaged in providing entertainment other than live theatrical presentations. These establishments include bands, orchestras, and entertainers.

For large geographic areas, data are presented for the following subdivisions of this classification:

1. Dance groups and artists.
2. Symphony orchestras, opera companies, and chamber music organizations.
3. Other music groups and artists. Dance and stage bands, orchestras (except symphony or chamber), combos, quintets, soloists, and similar musical organizations, groups, and artists.
4. Other entertainers and entertainment groups. Entertainers other than dance bands, symphony orchestras, dance groups, or similar musical and dance organizations.

Bowling centers (SIC 7933). Establishments primarily engaged in providing facilities for bowling.

Professional sports clubs and promoters (SIC 7941). Operators and promoters of professional and semiprofessional athletic clubs, promoters of athletic events, and managers of individual professional athletes. Receipts from radio or television broadcasts, from sales of players, from concession operators, and from noncustomer sources are not included in the total receipts for the activities

classified here. Establishments primarily engaged in renting stadiums and athletic fields to sports promoters and clubs are classified in Real Estate, Industry Group 651.

For large geographic areas, data are presented for the following subdivisions of this classification:

1. Baseball clubs.
2. Football clubs.
3. Other professional sports clubs.
4. Managers and promoters.

Racing, including track operation (SIC 7948). Promoters and participants in racing activities, including racetrack operators, operators of racing stables, jockeys, racehorse trainers, and race car owners and operators. Establishments which own racetracks but do not engage in promotion of racing events, are classified in Real Estate, Industry Group 651. Stables and kennels primarily engaged in breeding or boarding horses and dogs are classified in Agriculture, Industry 0752.

For large geographic areas, data are presented for the following subdivisions of this classification:

1. Auto racetrack operation.
2. Horse racetrack operation.
3. Dog racetrack operation.
4. Racing stables and racing, n.e.c.

Physical fitness facilities (SIC 7991). Establishments primarily engaged in operating reducing and other health clubs, spas, and similar facilities featuring exercise and other active physical fitness conditioning, whether or not on a membership basis. Establishments providing aerobic dance and exercise classes are also included here. Sports and recreation clubs are classified in Industry 7997 if operated on a membership basis, and in Industry 7992 or 7999 if open to the general public. Health resorts and spas providing lodging are classified in Major Group 70. Establishments that promote physical fitness through diet control are classified in Industry 7299.

For large geographic areas, data are presented for the following subdivisions of this classification:

1. Physical fitness centers, except gymnasiums and athletic clubs.
2. Gymnasiums and athletic clubs.

Public golf courses (SIC 7992). Privately operated establishments primarily engaged in the operation of golf courses open to the general public on a fee basis. Municipally owned and operated golf courses are not included. Membership golf and country clubs are classified in Industry 7997. Miniature golf courses and golf driving ranges are classified in Industry 7999.

Coin-operated amusement devices (SIC 7993). Establishments primarily engaged in operating coin-operated amusement devices either in their own or in other places of business. Such amusement devices include juke boxes, pinball machines, mechanical games, video games, slot machines (where legal), and similar types of amusement equipment. The amusement devices may also be operated by bills. Amusement arcades and parlors are also included. Establishments primarily engaged in rental of such devices are classified in Industry 7359.

Amusement parks (SIC 7996). Establishments known as amusement parks, theme parks, kiddie parks, etc., which group together a number of attractions, such as mechanical rides, amusement devices, refreshment stands, and picnic grounds. Individual ride operators or concessionaires operating within the park are classified in Industry 7999, as are carnivals operating without a fixed exhibition site. Owners of the park grounds (who do not operate the amusement parks) are classified in Real Estate, Industry Group 651.

Membership sports and recreation clubs (SIC 7997). Sports and recreation clubs which maintain facilities for use only by members and their guests, such as country, golf, tennis, yacht, and swimming clubs. Such establishments are classified here regardless of the proportion of receipts derived from food or liquor sales. Membership organizations engaged in civic, social, or fraternal activities are classified in Industry 864. Physical fitness facilities are classified in Industry 7991.

Amusement and recreation services, n.e.c. (SIC 7999). Establishments primarily engaged in the operation of sports, amusement, and recreation services, not elsewhere classified, such as bathing beaches, swimming pools, and riding academies and schools. Membership sports and recreation clubs not open to the general public are classified in Industry 7997.

For large geographic areas, data are presented for the following subdivisions of this classification:

1. Concession operators of amusement devices and rides. Concession operators of mechanical rides or of amusement devices in amusement parks, carnivals, circuses, or fairs; or operators of independently operated rides or devices of this type.
2. Carnivals and circuses. Establishments operating a group of amusement, service, and/or retail units, generally known as carnivals, which do not have any fixed exhibition site; or companies engaged in the operation of circuses having acrobatic and animal shows and individual circus acts. Side shows are included here. Individual performers in circuses are classified in Other entertainers and entertainment groups, a subgroup of Industry 7929.
3. Fairs. Establishments primarily engaged in arranging and operating the exhibitions and related activities

usually associated with county, State, or similar fairs. Carnivals and side shows which are part of the fairs but which are independently owned and operated are included in the subgroup Carnivals and circuses. Other independently owned and operated amusement device and ride concessions are included in the subgroup Concession operators of amusement devices and rides.

4. Roller skating rinks.
5. Ice skating rinks.
6. Other amusement and recreation services, n.e.c. Establishments primarily engaged in the commercial operation of sports, amusement, and recreation services, not elsewhere classified. Included are establishments engaged in instruction of sports or recreational activities, such as baseball, bridge, golf, judo, karate, skiing, swimming, and tennis. Also included are establishments renting articles for amusement and recreation, such as beach chairs and accessories, bicycles, golf carts, small boats and canoes, and saddle horses.

Other establishments in this classification include commercially operated bathing beaches, gambling establishments (where legal), golf driving ranges, miniature golf courses, riding academies and stables, shooting galleries, slot-car tracks, ski lifts, day camps, and establishments engaged in the commercial operation of swimming pools open to the general public for a fee. Municipally operated golf courses and swimming pools are excluded from this census. Privately owned tourist attractions, such as natural wonders or manmade exhibits, are included here. Museums, art galleries, and botanical and zoological gardens are included in Major Group 84.

Health Services (SIC Major Group 80)

This group includes establishments primarily engaged in furnishing medical, surgical, and other health services to persons. Associations or groups, such as Health Maintenance Organizations (HMO's), primarily engaged in providing medical or other health services to members are included but those which only provide insurance covering hospitalization or medical costs are classified in Insurance, Major Group 63. Hospices providing medical services are also included in this Major Group and are classified according to the primary service provided. Health care facilities were primarily coded based on self-designation. Where multiple levels of care were indicated but were not apparently separate operations, the facility was generally classified based on the highest level of care provided. Veterinarians are classified in Agriculture, Industry Group 074.

Offices and clinics of doctors of medicine (SIC 801). Establishments of licensed practitioners having the degree of M.D. and engaged in the practice of general or specialized medicine and surgery. General medical clinics (staffed by licensed practitioners having M.D. degree) are also classified here.

Associations of physicians formed solely for sharing expenses (including payroll) are also included here. Receipts are not applicable for these associations since their operations are funded by reimbursements from member firms, and these funds are not considered operating receipts for medical services provided. However, their payroll and employment data are included in statistics presented for this category.

For large geographic areas, data are presented for the following subdivisions of this classification:

1. Offices of doctors of medicine. Includes offices as well as group clinics owned and operated by physicians for the purpose of carrying on their profession.
2. General medical clinics. Includes clinics not owned and operated by physicians associated for the purpose of carrying on their profession.

Offices and clinics of dentists (SIC 802). Establishments of licensed practitioners having the degree of D.D.S. (or D.D. Sc.) or D.M.D. and engaged in the practice of general or specialized dentistry, including dental surgery. Dental clinics are also classified here.

For large geographic areas, data are presented for the following subdivisions of this classification:

1. Offices of dentists. Includes offices as well as group clinics owned and operated by dentists associated for the purpose of carrying on their profession.
2. Dental clinics. Includes clinics not owned and operated by dentists associated for the purpose of carrying on their profession.

Offices and clinics of doctors of osteopathy (SIC 803). Establishments of licensed practitioners having the degree of D.O. and engaged in the practice of general or specialized osteopathic medicine and surgery.

For large geographic areas, data are presented for the following subdivisions of this classification:

1. Offices of osteopathic physicians.
2. Osteopathic clinics.

Offices and clinics of chiropractors (SIC 8041). Establishments of licensed practitioners having the degree of D.C. and engaged in the practice of chiropractic medicine.

Offices and clinics of optometrists (SIC 8042). Establishments of licensed practitioners having the degree of O.D. and engaged in the practice of optometry. Establishments where receipts are primarily from the sale of optical goods prescribed as a result of eye examinations performed at another establishment are classified in Retail Trade, Industry 5999.

Offices and clinics of podiatrists (SIC 8043). Establishments of licensed practitioners having the degree of D.P. and engaged in the practice of podiatry.

Offices and clinics of health practitioners, n.e.c. (SIC 8049). Establishments of health practitioners engaged in practice in health fields, not elsewhere classified, such as acupuncturists, midwives, nutritionists, physical and occupational therapists, and psychologists.

Skilled nursing care facilities (SIC 8051). Establishments primarily engaged in providing inpatient nursing and rehabilitative services to patients who require continuous health care but not hospital services. Care must be ordered by and under the direction of a physician. The staff must include a licensed nurse on duty continuously with a minimum of one full-time registered nurse on duty during each day shift. Included are establishments certified to deliver skilled nursing care under the Medicare and Medicaid programs.

Intermediate care facilities (SIC 8052). Establishments primarily engaged in providing inpatient nursing and rehabilitative services but not on a continuous basis. Staffing must include 24-hour per day personnel with a licensed nurse on duty full-time during each day shift. At least once a week, consultation with a registered nurse on the delivery of care is required. Included are facilities certified to deliver intermediate care under the Medicaid program.

Nursing and personal care facilities, n.e.c. (SIC 8059). Establishments primarily engaged in providing some nursing and/or health-related care to patients who do not require the degree of care and treatment that a skilled or intermediate care facility is designed to provide. Included are rest homes, convalescent homes, and other institutions where health care is a major element. Residential facilities, such as homes for the retarded and the elderly which provide personal care but where health care is incidental, are classified in Industry 8361.

General medical and surgical hospitals (SIC 8062). Establishments primarily engaged in providing general medical and surgical services and other hospital services. Specialty hospitals are classified in Industries 8063 and 8069.

Psychiatric hospitals (SIC 8063). Establishments primarily engaged in providing diagnostic medical services and inpatient treatment for the mentally ill. Establishments known as hospitals and primarily engaged in providing health care for the mentally retarded are classified in Industry 8051.

Specialty hospitals, except psychiatric (SIC 8069). Establishments primarily engaged in providing diagnostic services, treatment, and other hospital services for specialized categories of patients, except for the mentally ill.

Medical laboratories (SIC 8071). Establishments primarily engaged in providing professional analytic or diagnostic services to the medical profession or to the patient as

prescribed by a physician. Laboratories engaged in the manufacture of medical or pharmaceutical products are classified in Manufacturing. Laboratories engaged in commercial medical research are classified in Industry 8731, and those engaged in noncommercial medical research are classified in Industry 8733.

Dental laboratories (SIC 8072). Establishments primarily engaged in making dentures, artificial teeth, and orthodontic appliances to order for the dental profession. The manufacture of teeth other than to order is classified in Manufacturing. Establishments providing dental X-ray laboratory services are classified in Industry 8071.

Home health care services (SIC 8082). Establishments primarily engaged in providing skilled nursing or medical care in the home under supervision of a medical doctor. Establishments of registered or practical nurses engaged in the independent practice of their profession are classified in Industry 8049, and nurses' registries are classified in Industry 7361. Establishments primarily engaged in selling health care products for personal or household consumption are classified in Retail Trade, and those engaged in renting or leasing products for health care are classified in Industry 7352.

Kidney dialysis centers (SIC 8092). Establishments primarily engaged in providing kidney or renal dialysis services.

Specialty outpatient facilities, n.e.c. (SIC 8093). Establishments primarily engaged in outpatient care of a specialized nature, such as alcohol and drug treatment, birth control/family planning, etc., with permanent facilities and with medical staff to provide diagnosis, treatment, or both for patients who are ambulatory but do not require inpatient care.

Health and allied services, n.e.c. (SIC 8099). Establishments primarily engaged in providing health and allied services, n.e.c., such as blood banks, blood donor stations, childbirth preparation classes, medical photography and art, and oxygen tent services. Establishments of registered or practical nurses in independent practice are classified in Industry 8049. Ambulance services are classified in Transportation, Industry 4119.

Legal Services (SIC Major Group 81)

This group includes establishments which are headed by members of the bar and are engaged in offering legal advice or legal services. Nonprofit legal services (including legal aid societies) are classified here. Associations of lawyers formed solely for the sharing of expenses (including payroll) and not for the purpose of jointly practicing their profession are also included. Receipts are not applicable for these associations since their operations are funded by reimbursements from member firms, and these

funds are not considered operating receipts for legal services provided. However, their payroll and employment data are included in statistics presented for this category.

Selected Educational Services (SIC's 823, 824, 829)

This group includes libraries as well as establishments furnishing formal courses through correspondence, commercial, and trade schools. Elementary and secondary schools (Industry 8211); colleges, universities, and professional schools (Industry 8221); and junior colleges and technical institutes (Industry 8222) are out of scope of the census.

Libraries (SIC 823). Establishments primarily engaged in providing library services, including the circulation of books and other materials for reading, study, and reference.

Data processing schools (SIC 8243). Establishments primarily engaged in offering training in data processing (including data keying), computer programming, and in computer and peripheral equipment operation, maintenance, and repair.

Business and secretarial schools (SIC 8244). Establishments primarily engaged in offering courses in business machine operation, office procedures, and secretarial and stenographic skills.

Vocational schools, n.e.c. (SIC 8249). Establishments primarily engaged in offering specialized vocational courses, not elsewhere classified but not academic training. This industry includes apprentice training, aviation schools, commercial art schools, and practical nursing schools. Schools for the instruction of beauticians are classified in Industry 7231, and barber schools are classified in Industry 7241. Establishments primarily engaged in offering educational courses by mail are included here.

Schools and educational services, n.e.c. (SIC 829). Establishments primarily engaged in offering specialized educational courses and services, not elsewhere classified, such as music schools, drama schools, language schools, student exchange programs, and civil service and other short-term examination preparatory schools. Vocational counseling (excluding rehabilitation) is also included here. Educational testing is included in Industry 8748. Establishments primarily engaged in operating dance schools are classified in Industry 7911; those providing rehabilitation counseling are classified in Industry 8331; and those providing sports instruction in Industry 7999.

Social Services (SIC Major Group 83)

This group includes establishments providing social services and rehabilitation services to those persons with social or personal problems requiring special services and to the physically challenged and the disadvantaged. Also

included are organizations soliciting funds to be used directly for these and related services, as well as community development and planning agencies. Government offices involved with the delivery of such services are out of scope of the census.

Individual and family social services (SIC 832). Establishments primarily engaged in providing one or more of a variety of individual and family social, counseling, welfare, or referral services, including refugee, disaster, and temporary relief services.

Job training and vocational rehabilitation services (SIC 833). Establishments primarily engaged in providing training, work experience, and vocational rehabilitation services for the unemployed, the underemployed, the physically challenged, and to persons who have a job market disadvantage because of lack of education or experience, skill obsolescence, or personal characteristics or problems. Included are upgrading and job development services, skill training, world-of-work orientation, and vocational rehabilitation counseling. Union apprentice training schools are classified in Industry 8249.

Child day care services (SIC 835). Establishments primarily engaged in care of infants or children, or in providing prekindergarten education, where medical care or delinquency correction is not a major element. These establishments may or may not have substantial educational programs and may care for older children when they are not in school. Establishments providing babysitting services are classified in Industry 7299. Head start centers operating in conjunction with elementary schools are classified in Industry 8211.

Residential care (SIC 836). Establishments primarily engaged in the provision of residential social and personal care for children, the elderly, and special categories of persons with some limits on ability for self-care but where medical care is not a major element. Included here are group foster homes; halfway group homes; homes for the retarded, the elderly, the deaf, and the blind; juvenile correctional homes; rehabilitation (residential) centers; and children's boarding homes. Boarding schools providing elementary and secondary education are classified in Industry 8211.

Social services, n.e.c. (SIC 839). Establishments primarily engaged in providing social services, not elsewhere classified, including community improvement, social change, and neighborhood development. Also included are organizations primarily engaged in soliciting contributions on their own account and administering appropriations and allocating funds among other agencies engaged in social welfare services; establishments primarily engaged in the prevention of criminal or antisocial behavior; and regional social service planning agencies. Establishments which raise funds on a contract basis are classified in Industry 7389. Civic, social, fraternal, and political organizations are included

in Major Group 86. Industrial development consulting and planning is classified in Industry 8748. Philanthropic trusts and foundations which are not actually engaged in providing social welfare services are classified in Finance, Industry 6732.

Museums, Art Galleries, and Botanical and Zoological Gardens (SIC Major Group 84)

This major group includes commercial and noncommercial museums, art galleries, arboreta, and botanical and zoological gardens.

Museums and art galleries (SIC 8412). Establishments primarily engaged in the commercial or noncommercial operation of museums and art galleries. Historical, cultural, and educational societies whose functions are primarily providing attractions for the public are included here. Art galleries or art dealers primarily selling to the general public are classified in Retail Trade, Industry 5999.

Arboreta and botanical or zoological gardens (SIC 8422). Establishments primarily engaged in the commercial or noncommercial operation of arboreta and botanical and zoological gardens.

Selected Membership Organizations (SIC's 861, 862, 864, 869)

This group includes organizations operating on a membership basis for the promotion of the interests of their members. Also included are organizations which are not operated on a membership basis but which promote the interests of a constituency or group of supporters. This group does not include business establishments operated by membership organizations, such as hotels open to the general public, golf and country clubs, fraternity and sorority houses, and credit unions. Such establishments are classified according to their primary activity.

Establishments of religious organizations operated for worship or for promotion of religious activities, such as churches, convents, and religious schools and missions, are classified in Industry 8661 and are out of scope of the census. Also excluded are Labor unions and similar labor organizations (Industry 8631) and Political organizations (Industry 8651).

Business associations (SIC 861). Membership organizations engaged in promoting business interests of their members, such as better business bureaus, boards of trade, chambers of commerce, industrial standards committees, merchants' associations, real estate boards, and trade associations. Membership organizations formed to carry out a specific business function, such as common marketing of crops or joint advertising, are classified according to the function performed.

Professional membership organizations (SIC 862). Membership organizations of professional persons formed for the advancement of the interests of their profession, such as bar associations, engineering associations, and scientific membership organizations.

Civic, social, and fraternal associations (SIC 864).

Membership organizations engaged in civic, social, or fraternal activities, such as alumni associations, citizens' associations, fraternities, scout organizations, singing societies, university clubs, veterans' organizations, youth associations, and consumer education and public advocacy groups (except organizations primarily engaged in research). Bars and restaurants owned and operated by organizations for use by members and guests only are also classified here. Hotels and lodging houses operated by organizations for use by members and their guests only, including fraternity and sorority houses, are classified in Industry 7041. Membership sports and recreation clubs are classified in Industry 7997. Homeowner, tenant, and condominium associations primarily engaged in managing real estate are classified in Real Estate, Industry 6531.

Membership organizations, n.e.c. (SIC 869). Membership organizations, not elsewhere classified, such as athletic regulatory associations, automobile owners' associations, farm bureaus, historical clubs, and humane societies.

Engineering, Accounting, Research, Management, and Related Services (SIC Major Group 87)

This group includes establishments primarily engaged in providing engineering, architectural, and surveying services; accounting, auditing, and bookkeeping services; research, development, and testing services; and management and public relations services.

Engineering services (SIC 8711). Establishments primarily engaged in providing professional engineering services. Establishments primarily providing and supervising their own engineering staff on temporary contract to other firms are included here. Establishments providing engineering but not supervisory, personnel are classified in Industry 7363. Photogrammetric engineering services are classified in Industry 8713.

Architectural services (SIC 8712). Establishments primarily engaged in providing professional architectural services. Landscape architectural services are classified in Agriculture, Industry 0781. Establishments primarily engaged in providing graphic arts and related design services are classified in Industry 7336, and those providing drafting services are classified in Industry 7389.

Surveying services (SIC 8713). Establishments primarily engaged in providing professional land, water, and aerial surveying services.

Accounting, auditing, and bookkeeping services (SIC 8721). Establishments primarily engaged in furnishing accounting, bookkeeping, and related auditing services. These establishments may use data processing and tabulating techniques as part of providing their services. However,

establishments primarily engaged in providing data processing and tabulating services are classified in Industry 7374. Establishments providing income tax return preparation services, without also furnishing accounting, auditing, or bookkeeping services, are classified in Industry 7291.

Commercial physical and biological research (SIC 8731).

Establishments primarily engaged in physical and biological research and development on a contract or fee basis. Noncommercial research establishments (funded by endowments, grants, or contributions) are classified in Industry 8733. Separate establishments of aircraft, guided missile, or spacecraft manufacturers primarily engaged in research and development on these products are classified in Manufacturing, Major Group 37.

For large geographic areas, data are presented for the following subdivisions of this classification:

1. Commercial physical research.
2. Commercial medical and biological research.

Commercial economic, sociological, and educational research (SIC 8732).

Establishments primarily engaged in performing business, marketing, opinion, and other economic, sociological, and educational research on a contract or fee basis. Noncommercial research establishments (funded by endowments, grants, or contributions) are classified in Industry 8733.

Noncommercial research organizations (SIC 8733). Establishments primarily engaged in performing research into and dissemination of information for public health, education, or general welfare. These establishments primarily operate on funds from endowments, contributions, and grants. Establishments which fund such research, although the actual research may be contracted out to other establishments, are also classified here.

Testing laboratories (SIC 8734). Establishments primarily engaged in providing testing services. Establishments performing clinical laboratory testing for the medical profession are classified in Industry 8071.

Management services (SIC 8741). Establishments primarily engaged in furnishing general or specialized management services on a day to day basis and on a contract or fee basis. Establishments classified here do not provide operating staff. Management and operation of a business, where operating staff as well as management is provided, is classified according to the activity of the establishment managed. Construction management services are classified here.

Management consulting services (SIC 8742). Establishments primarily engaged in furnishing operating counsel and assistance to managements of private, nonprofit, and public organizations. These establishments generally perform a variety of activities, such as strategic and organizational planning; financial planning and budgeting; marketing objectives and policies planning; information systems

planning, evaluation, and selection; human resources policies and practices planning; and production scheduling and control planning.

Public relations services (SIC 8743). Establishments primarily engaged in the preparation of materials, written or spoken, which are designed to promote the interests of their clients by attempting to influence the general public or other groups.

Facilities support management services (SIC 8744).

Establishments primarily engaged in furnishing personnel to perform a range of services in support of the operations of other establishments, or those engaged in providing a number of different continuing services, on a contract or fee basis, within other establishments. Establishments which provide management and staff to operate a business are classified according to the type of activity of the business. Establishments primarily providing one specialized service are classified in the specialized industry. Establishments primarily supplying temporary or continuing help (except agricultural) are classified in Industry 7363. Establishments which provide management services only (except agricultural) are classified in Industry 8741. Computer facilities management is classified in Industry 7376.

Business consulting services, n.e.c. (SIC 8748). Establishments primarily engaged in furnishing business consulting services, not elsewhere classified, on a contract or fee basis. Included are agricultural, economic, educational, and systems engineering consultants as well as city planners and testing services (educational or personnel).

Services, Not Elsewhere Classified (SIC Major Group 89)

Establishments primarily providing services, not elsewhere classified, such as artists (excluding commercial and medical artists), authors, scientific consultants (working on their own account), inventors, lecturers, music arrangers, newspaper columnists, radio commentators, song writers, weather forecasters, and writers.

There is evidence that among small employer establishments (for which kind-of-business information is obtained from administrative records), many service establishments are classified incorrectly in this industry because there is insufficient information to determine the correct kind-of-business classification. Therefore, the published data probably overstate the number of establishments and level of activity for this category.

For large geographic areas, data are presented for the following subdivisions of this classification:

1. Scientific and related consulting services, except environmental.
2. Environmental consulting.
3. Authors, composers, and other arts-related services.
4. Other services, n.e.c.

Appendix B. **Sample Report Form and Instructions**

The sample report form and instructions are shown on the following pages.



Appendix C.

Kind-of-Business Titles and Reporting-Form Numbers

[Listed below are service industries kind-of-business titles and their corresponding reporting-form numbers. Requests for copies of any of these forms, including the inquiries used to classify establishments by kind of business, should be directed to the Services Division, Bureau of the Census, Washington, DC 20233]

SIC code	Title	Reporting form CB-	SIC code	Title	Reporting form CB-
70	HOTELS, ROOMING HOUSES, CAMPS, AND OTHER LODGING PLACES		73	BUSINESS SERVICES—Con.	
7011 pt.	Hotels, 25 guestrooms or more	7001	7377	Computer rental and leasing	7307
7011 pt.	Hotels, less than 25 guestrooms	7001	7378	Computer maintenance and repair	7307
7011 pt.	Motels, tourist courts	7001	7379 pt.	Computer consultants	7307
7011 pt.	Motor hotels	7001	7379 pt.	Miscellaneous computer services, n.e.c.	7307
702	Rooming and boarding houses	7002	7381 pt.	Detective agencies and guard services	7308
7032	Sporting and recreational camps	7002	7381 pt.	Armored car services	7308
7033	Recreational vehicle parks and campsites	7002	7382	Security systems services	7308
704	Organization hotels and lodging houses, on membership basis.	7002	7383	News syndicates	7308
			7384 pt.	Photofinishing laboratories, except "one-hour" (mini) labs	7303
			7384 pt.	"One-hour" (mini) photofinishing	7303
72	PERSONAL SERVICES		7389 pt.	Sign painting shops	7308
7211	Power laundries, family and commercial	7201	7389 pt.	Interior designing	7308
7212	Garment pressing, and agents for laundries and drycleaners	7201	7389 pt.	Telephone answering services	7308
7213	Linen supply	7201	7389 pt.	Water softening and conditioning services	7308
7215 pt.	Coin-operated laundries and drycleaning stores	7201	7389 pt.	Packaging and labeling services	7308
7215 pt.	Coin-operated laundry routes	7201	7389 pt.	Trading stamp services	7308
7216	Drycleaning plants, except rug cleaning	7201	7389 pt.	Convention and trade show services	7308
7217	Carpet and upholstery cleaning	7201	7389 pt.	Private mail centers	7308
7218	Industrial launderers	7201	7389 pt.	Miscellaneous business services, n.e.c.	7308
7219	Laundry and garment services, n.e.c.	7201	75	AUTOMOTIVE REPAIR, SERVICES, AND PARKING	
722	Photographic studios, portrait	7303	7513 pt.	Truck rental, without drivers	7501
723	Beauty shops	7202	7513 pt.	Truck leasing, except finance leasing	7501
724	Barber shops	7202	7514	Passenger car rental	7501
725	Shoe repair shops and shoeshine parlors	7202	7515	Passenger car leasing	7501
726	Funeral service and crematories	7202	7519	Utility trailer and recreational vehicle rental	7501
7291	Tax return preparation services	7202	7521 pt.	Parking lots	7502
7299 pt.	Massage parlors, tanning salons, and saunas	7202	7521 pt.	Parking structures	7502
7299 pt.	Diet and weight reducing services	7202	7532 pt.	Top and body repair shops	7503
7299 pt.	Formal wear rental	7202	7532 pt.	Paint shops	7503
7299 pt.	Other personal services, n.e.c.	7202	7533	Automotive exhaust system repair shops	7503
73	BUSINESS SERVICES		7534	Tire retreading and repair shops	7503
7311	Advertising agencies	7301	7536	Automotive glass replacement shops	7503
7312	Outdoor advertising services	7301	7537	Automotive transmission repair shops	7503
7313 pt.	Radio and television advertising representatives	7301	7538 pt.	General automotive repair shops, except diesel	7503
7313 pt.	Publishers' advertising representatives	7301	7538 pt.	Diesel repair shops	7503
7319	Advertising, n.e.c.	7301	7539 pt.	Radiator repair	7503
7322	Adjustment and collection services	7302	7539 pt.	Brake, front end, and wheel alignment	7503
7323	Credit reporting services	7302	7539 pt.	Carburetor repair shops	7503
7331 pt.	Mailing list compilers, brokers, and managers	7303	7539 pt.	Automotive electrical repair shops	7503
7331 pt.	Direct mail advertising services, except mailing list services	7303	7539 pt.	Other automotive repair shops, n.e.c.	7503
7334 pt.	Blueprinting and photocopying services	7303	7542	Carwashes	7503
7334 pt.	Duplicating services, except printing and photocopying	7303	7549 pt.	Lubrication shops	7503
7335	Commercial photography	7303	7549 pt.	Towing services	7503
7336 pt.	Commercial art	7303	7549 pt.	Other automotive services, n.e.c.	7503
7336 pt.	Graphic arts and related design	7303	76	MISCELLANEOUS REPAIR SERVICES	
7338	Secretarial and court reporting services	7303	7622	Radio and television repair shops	7600
7342	Disinfecting and pest control services	7304	7623	Refrigeration and air-conditioning service and repair shops	7600
7349	Building cleaning and maintenance services, n.e.c.	7304	7629	Electrical and electronic repair shops, n.e.c.	7600
7352	Medical equipment rental and leasing	7305	763	Watch, clock, and jewelry repair	7600
7353 pt.	Rental and leasing of heavy construction equipment without operators	7305	764	Reupholstery and furniture repair	7600
7353 pt.	Rental and leasing of heavy construction equipment with operators	7305	7692	Welding repair	7600
7359 pt.	Equipment rental, except rent-to-own	7305	7694	Armature rewinding shops	7600
7359 pt.	Equipment leasing, except finance leasing	7305	7699 pt.	Farm machinery and equipment repair	7600
7359 pt.	Rent-to-own	7305	7699 pt.	Lawnmower and other small gasoline engine repair	7600
7361	Employment agencies	7306	7699 pt.	Sewer and septic tank cleaning services	7600
7363 pt.	Temporary help supply	7306	7699 pt.	Other repair and related services, n.e.c.	7600
7363 pt.	Employee leasing	7306	78	MOTION PICTURES	
7363 pt.	Other help supply services	7306	7812 pt.	Motion picture production, except for television	7801
7371	Computer programming services	7307	7812 pt.	Motion picture and tape production for television	7801
7372	Prepackaged software	7307	7819	Services allied to motion picture production	7801
7373	Computer integrated systems	7307	7822 pt.	Motion picture film exchanges	7801
7374	Computer processing and data preparation and processing services	7307	7822 pt.	Film and tape distribution for television	7801
7375	Information retrieval services	7307	7822 pt.	Video tape wholesalers	7801
7376	Computer facilities management services	7307	7829	Services allied to motion picture distribution	7801
			7832	Motion picture theaters, except drive-in	7802
			7833	Drive-in motion picture theaters	7802
			7841	Video tape rental	7803

SIC code	Title	Reporting form CB-	SIC code	Title	Reporting form CB-
79	AMUSEMENT AND RECREATION SERVICES, EXCEPT MOTION PICTURES AND MUSEUMS		81	LEGAL SERVICES	
791	Dance studios, schools, and halls	7903	81 pt.	Offices of lawyers	8100
7922 pt.	Producers of live theatrical productions	7901	81 pt.	Legal aid societies and similar legal services	8100
7922 pt.	Producers of radio and television shows, except tape producers	7901	823, 4,	SELECTED EDUCATIONAL SERVICES	
7922 pt.	Artists' and entertainers' managers or agents, concert bureaus, and booking agents	7901	9		
7922 pt.	Other theatrical services	7901	823	Libraries	8200
7929 pt.	Dance groups and artists	7901	8243	Data processing schools	8200
7929 pt.	Symphony orchestras, opera companies, and chamber music organizations	7901	8244	Business and secretarial schools	8200
7929 pt.	Other music groups and artists	7901	8249	Vocational schools, n.e.c.	8200
7929 pt.	Other entertainers and entertainment groups	7901	829	Schools and educational services, n.e.c.	8200
7933	Bowling centers	7902	83	SOCIAL SERVICES	
7941 pt.	Baseball clubs	7902			
7941 pt.	Football clubs	7902	832	Individual and family social services	8300
7941 pt.	Other professional sports clubs	7902	833	Job training and vocational rehabilitation services	8300
7941 pt.	Managers and promoters	7902	835	Child day care services	8300
7948 pt.	Auto racetrack operation	7902	836	Residential care	8300
7948 pt.	Horse racetrack operation	7902	839	Social services, n.e.c.	8300
7948 pt.	Dog racetrack operation	7902	84	MUSEUMS, ART GALLERIES, AND BOTANICAL AND ZOOLOGICAL GARDENS	
7948 pt.	Racing stables and racing, n.e.c.	7902			
7991 pt.	Physical fitness centers, except gymnasiums and athletic clubs	7903	8412	Museums and art galleries	8400
7991 pt.	Gymnasiums and athletic clubs	7903	8422	Arboreta and botanical or zoological gardens	8400
7992	Public golf courses	7903			
7993	Coin-operated amusement devices	7903	86	SELECTED MEMBERSHIP ORGANIZATIONS	
7996	Amusement parks	7902			
7997	Membership sports and recreation clubs	7903	861	Business associations	8600
7999 pt.	Concession operators of amusement devices and rides	7903	862	Professional membership organizations	8600
7999 pt.	Carnivals and circuses	7903	864	Civic, social, and fraternal associations	8600
7999 pt.	Fairs	7903	869	Membership organizations, n.e.c.	8600
7999 pt.	Roller skating rinks	7903	87	ENGINEERING, ACCOUNTING, RESEARCH, MANAGEMENT, AND RELATED SERVICES	
7999 pt.	Ice skating rinks	7903			
7999 pt.	Other amusement and recreation services, n.e.c.	7903			
80	HEALTH SERVICES		87	ENGINEERING, ACCOUNTING, RESEARCH, MANAGEMENT, AND RELATED SERVICES	
801 pt.	Offices of doctors of medicine	8001	8711	Engineering services	8701
801 pt.	General medical clinics	8001	8712	Architectural services	8701
802 pt.	Offices of dentists	8002	8713	Surveying services	8701
802 pt.	Dental clinics	8002	8721	Accounting, auditing, and bookkeeping services	8702
803 pt.	Offices of osteopathic physicians	8001	8731 pt.	Commercial physical research	8703
803 pt.	Osteopathic clinics	8001	8731 pt.	Commercial medical and biological research	8703
8041	Offices and clinics of chiropractors	8001	8732	Commercial economic, sociological, and educational research	8703
8042	Offices and clinics of optometrists	8001	8733	Noncommercial research organizations	8703
8043	Offices and clinics of podiatrists	8001	8734	Testing laboratories	8703
8049	Offices and clinics of health practitioners, n.e.c.	8001	8741	Management services	8704
8051	Skilled nursing care facilities	8003	8742	Management consulting services	8704
8052	Intermediate care facilities	8003	8743	Public relations services	8704
8059	Nursing and personal care facilities, n.e.c.	8003	8744	Facilities support management services	8704
8062	General medical and surgical hospitals	8004	8748	Business consulting services, n.e.c.	8704
8063	Psychiatric hospitals	8004	89	SERVICES, N.E.C.	
8069	Specialty hospitals, except psychiatric	8004			
8071	Medical laboratories	8005	8999 pt.	Scientific and related consulting services, except environmental	8900
8072	Dental laboratories	8005	8999 pt.	Environmental consulting	8900
8082	Home health care services	8006	8999 pt.	Authors, composers, and other arts-related services	8900
8092	Kidney dialysis centers	8006	8999 pt.	Other services, n.e.c.	8900
8093	Specialty outpatient facilities, n.e.c.	8006	8999 pt.		
8099	Health and allied services, n.e.c.	8006			

Appendix D. Metropolitan Areas

(Titles and definitions shown for MSA's, CMSA's, and PMSA's are those established by the Office of Management and Budget, as of June 30, 1993)

MISSISSIPPI

Biloxi-Gulfport-Pascagoula, MS MSA

Hancock County, MS
Harrison County, MS
Jackson County, MS

Jackson, MS MSA

Hinds County, MS
Madison County, MS
Rankin County, MS

Memphis, TN-AR-MS MSA

Crittenden County, AR
DeSoto County, MS
Fayette County, TN
Shelby County, TN
Tipton County, TN

Appendix E.

Percent of Receipts/Revenue Based on Administrative Records and Estimation for the State: 1992

Table E-1. Firms Subject to Federal Income Tax

[Includes only establishments with payroll. For meaning of abbreviations and symbols, and for more information on reliability of data, see introductory text. For explanation of terms and comparability of 1987 and 1992 censuses, see appendix A]

SIC code	Kind of business or operation	Percent of receipts —		SIC code	Kind of business or operation	Percent of receipts —	
		From administrative records ¹	Estimated ²			From administrative records ¹	Estimated ²
	Total	27.5	7.8	73	Business services—Con.		
70 ex. 704	Hotels, rooming houses, camps, and other lodging places (except membership lodging)	11.0	3.6	736	Personnel supply services	7.2	35.1
				7361	Employment agencies	44.2	10.9
7011	Hotels and motels	10.5	3.5	7363	Help supply services	3.3	37.6
7011 pt.	Hotels	6.7	1.4	7363 pt.	Temporary help supply	1.6	22.3
7011 pt.	Hotels, 25 guestrooms or more	7.0	1.3	7363 pt.	Help supply, except temporary	4.8	50.6
7011 pt.	Hotels, less than 25 guestrooms	1.1	4.7				
7011 pt.	Motels, motor hotels, and tourist courts	12.3	4.5	737	Computer programming, data processing, and other computer related services	6.2	1.5
7011 pt.	Motels, tourist courts	15.9	5.8		Computer programming, prepackaged software, and integrated systems	12.3	1.6
7011 pt.	Motor hotels	4.3	1.7	7371, 2, 3	Computer programming services	10.8	2.5
702, 3	Other lodging places	32.5	9.4	7371	Prepackaged software	4.8	.9
702	Rooming and boarding houses	24.5	—	7372	Computer integrated systems	22.3	—
703	Camps and recreational vehicle parks	35.1	12.4	7373	Data processing services	(D)	(D)
				7374, 5, 6	Computer processing, information retrieval	2.5	1.1
72	Personal services	27.1	10.6	7376	Computer facilities management services	(D)	(D)
721	Laundry, cleaning, and garment services	19.4	11.1	7377, 8, 9	Computer rental and leasing, maintenance, and related services, n.e.c.	(D)	(D)
7211	Power laundries, family and commercial*	34.9	.9	7377	Computer rental and leasing	(D)	(D)
7213	Linen supply*	3.2	—	7378	Computer maintenance and repair	(D)	(D)
7215	Coin-operated laundries and drycleaning	40.7	.8	7379	Computer related services, n.e.c.	—	1.5
7216	Drycleaning plants, except rug cleaning*	22.6	12.6				
7217	Carpet and upholstery cleaning	21.5	11.8	738	Miscellaneous business services	30.6	9.1
7218	Industrial launderers*	6.1	14.1	7381, 2	Detective agencies and protective services	17.4	16.6
7212, 9	Other laundry, cleaning, and garment services* ..	22.1	40.5	7381	Detective, guard, and armored car services	16.7	18.3
7212	Garment pressing, and agents for laundries and drycleaners	16.1	47.6	7382	Security systems services	23.7	1.5
7219	Laundry and garment services, n.e.c.*	46.5	11.9	7383	News syndicates	(D)	(D)
				7384	Photofinishing laboratories*	2.6	—
722	Photographic studios, portrait	33.8	7.6	7389	Business services, n.e.c.	(D)	(D)
				7389 pt.	Sign painting shops	56.0	—
723, 4	Beauty and barber shops	46.5	5.8	7389 pt.	Interior designing	55.6	23.5
723	Beauty shops	47.2	5.9	7389 pt.	Telephone answering services	60.1	10.7
724	Barber shops	33.7	2.9	7389 pt.	Other business services	(D)	(D)
725	Shoe repair shops and shoeshine parlors	14.1	8.0	75	Automotive repair, services, and parking	31.6	5.0
726	Funeral service and crematories	26.7	14.2				
				751	Automotive rental and leasing, without drivers	8.2	2.7
729	Miscellaneous personal services	26.1	6.5	7513	Truck rental and leasing, without drivers	5.1	1.0
7291	Tax return preparation services	34.1	3.2	7514, 5	Passenger car rental and leasing	18.7	6.9
7299	Miscellaneous personal services, n.e.c.	20.0	8.9	7514	Passenger car rental	(D)	(D)
				7515	Passenger car leasing	(D)	(D)
73	Business services	18.1	13.2	7519	Utility trailer and recreational vehicle rental	12.5	55.8
731	Advertising	15.6	2.3				
7311	Advertising agencies	30.5	.2	752	Automobile parking	(D)	(D)
7312	Outdoor advertising services	9.3	.6				
7313	Radio, television, publishers' advertising representatives	2.5	5.4	753	Automotive repair shops	38.5	5.6
7319	Advertising, n.e.c.	57.3	12.5	7532	Top, body, and upholstery repair shops and paint shops	40.7	6.0
				7532 pt.	Top and body repair shops	39.9	6.0
732	Consumer credit reporting agencies, mercantile reporting agencies, and adjustment and collection agencies	22.3	19.5	7532 pt.	Paint shops	60.4	6.1
7322	Adjustment and collection services	39.6	9.0	7538	General automotive repair shops	41.2	6.2
7323	Credit reporting services8	32.5	7538 pt.	General automotive repair shops, except diesel	52.2	8.2
				7538 pt.	Diesel repair shops	15.8	1.3
733	Mailing, reproduction, commercial art and photography, and stenographic services	24.4	6.3	7533, 4, 6, 7, 9	Other automotive repair shops	31.1	4.0
7331	Direct mail advertising services	9.2	—	7533	Automotive exhaust system repair shops	25.8	13.6
7334	Photocopying and duplicating services	17.9	12.8	7534	Tire retreading and repair shops	26.2	.4
7335, 6	Commercial photography, art, and graphics	53.3	12.4	7536	Automotive glass replacement shops	31.1	3.0
7335	Commercial photography	74.0	4.8	7537	Automotive transmission repair shops	48.8	1.4
7336	Commercial art and graphic design	38.6	17.8	7539	Automotive repair shops, n.e.c.	27.9	4.2
7338	Secretarial and court reporting services	47.6	2.9	7539 pt.	Radiator repair	35.2	10.7
				7539 pt.	Brake, front end, and wheel alignment	27.3	4.9
734	Services to dwellings and other buildings	37.0	10.2	7539 pt.	Automotive electrical and fuel system services	27.6	2.2
7342	Disinfecting and pest control services	33.2	3.3	7539 pt.	Other automotive repair shops, n.e.c.	18.7	—
7349	Building cleaning and maintenance services, n.e.c.	40.1	15.8				
				754	Automotive services, except repair	(D)	(D)
735	Miscellaneous equipment rental and leasing	13.9	7.2	7542	Carwashes	(D)	(D)
7352	Medical equipment rental and leasing	13.6	7.6	7549	Automotive services, except repair and carwashes	27.7	7.6
7353	Heavy construction equipment rental and leasing ..	37.1	7.1				
7359	Equipment rental and leasing, n.e.c.	11.5	7.1				

See footnotes at end of table.

Table E-1. Firms Subject to Federal Income Tax – Con.

[Includes only establishments with payroll. For meaning of abbreviations and symbols, and for more information on reliability of data, see introductory text. For explanation of terms and comparability of 1987 and 1992 censuses, see appendix A]

SIC code	Kind of business or operation	Percent of receipts –		SIC code	Kind of business or operation	Percent of receipts –	
		From administrative records ¹	Estimated ²			From administrative records ¹	Estimated ²
76	Miscellaneous repair services -----	43.4	5.0	80	Health services -----	25.9	5.0
762	Electrical repair shops -----	35.1	2.9	801	Offices and clinics of doctors of medicine -----	36.6	5.3
7622	Radio and television repair shops -----	45.6	4.6	8011 pt.	Offices of doctors of medicine -----	37.5	5.2
7623, 9	Other electrical and electronic repair shops -----	32.3	2.4	8011 pt.	General medical clinics -----	12.1	6.4
7623	Refrigeration and air-conditioning service and repair shops -----	56.8	3.2	802	Offices and clinics of dentists -----	49.3	3.4
7629	Electrical and electronic repair shops, n.e.c. ---	21.5	2.0	803	Offices and clinics of doctors of osteopathy -----	39.4	—
763	Watch, clock, and jewelry repair -----	17.5	32.2	804	Offices and clinics of other health practitioners ----	41.3	5.9
764	Reupholstery and furniture repair -----	55.9	6.2	8041	Offices and clinics of chiropractors -----	43.2	6.9
				8042	Offices and clinics of optometrists -----	46.4	5.9
769	Miscellaneous repair and related services -----	47.1	5.9	8043	Offices and clinics of podiatrists -----	27.3	—
7692	Welding repair -----	67.7	12.3	8049	Offices and clinics of health practitioners, n.e.c. --	34.7	6.2
7694	Armature rewinding shops -----	40.5	.2	805	Nursing and personal care facilities -----	4.3	7.5
7699	Repair shops and related services, n.e.c. -----	43.8	5.5	8051	Skilled nursing care facilities -----	3.9	9.1
				8052	Intermediate care facilities -----	1.2	—
				8059	Nursing and personal care facilities, n.e.c. -----	42.1	2.7
				806	Hospitals -----	.4	—
78, 79, 84	Amusement and recreation services, including motion pictures and museums -----	39.8	10.1	8062	General medical and surgical hospitals -----	.5	—
				8063, 9	Specialty hospitals -----	—	—
781, 2	Motion picture production, distribution, and services --	—	10.2	807, 8, 9	Other health services -----	14.5	8.1
				807	Medical and dental laboratories -----	22.3	8.2
783	Motion picture theaters -----	1.4	—	8071	Medical laboratories -----	20.3	9.0
7832	Motion picture theaters, except drive-in -----	(D)	(D)	8072	Dental laboratories -----	34.4	3.4
7833	Drive-in motion picture theaters -----	(D)	(D)	808	Home health care services -----	8.8	8.7
				809	Miscellaneous health and allied services, n.e.c. ---	15.3	6.6
				8092	Kidney dialysis centers -----	—	—
				8093	Specialty outpatient facilities, n.e.c. -----	19.1	7.5
				8099	Health and allied services, n.e.c. -----	28.4	14.4
				81	Legal services -----	43.2	5.2
784	Video tape rental -----	41.8	14.9	823, 4, 9	Selected educational services -----	16.8	17.3
				823	Libraries -----	(D)	(D)
792	Theatrical producers (except motion picture), bands, orchestras, and entertainers -----	35.9	30.4	824	Vocational schools -----	4.6	20.0
7922	Theatrical producers (except motion picture) and miscellaneous theatrical services -----	(D)	(D)	829	Schools and educational services, n.e.c. -----	(D)	(D)
7929	Bands, orchestras, actors, and other entertainers and entertainment groups -----	(D)	(D)	83	Social services -----	34.8	16.5
				835	Child day care services -----	48.4	12.8
793	Bowling centers -----	14.4	6.4	832, 3, 6, 9	Other social services -----	22.4	19.9
				87 ex. 8733	Engineering, accounting, research, management, and related services (except noncommercial research organizations) -----	23.6	13.9
79 ex. 792, 3; 84	Commercial sports and other amusement and recreation services, including museums -----	46.0	10.5	871	Engineering, architectural, and surveying services --	25.6	15.8
794	Commercial sports -----	18.4	16.1	8711	Engineering services -----	26.1	20.6
7941	Professional sports clubs, managers, promoters -----	(D)	(D)	8712	Architectural services -----	25.6	1.1
7948	Racing, including track operation -----	(D)	(D)	8713	Surveying services -----	21.8	4.5
79 ex. 792, 3, 4; 84	Other amusement and recreation services, including museums -----	46.4	10.4	872	Accounting, auditing, and bookkeeping services ----	31.8	10.0
791	Dance studios, schools, and halls -----	23.0	8.0	873 ex. 8733	Research, development, and testing services (except noncommercial research organizations) ---	17.7	17.0
7991	Physical fitness facilities -----	34.5	5.5	8731	Commercial physical and biological research -----	6.8	4.4
7992	Public golf courses -----	8.5	6.2	8732	Commercial economic, sociological, and educational research -----	40.9	18.8
7993	Coin-operated amusement devices -----	16.3	6.7	8734	Testing laboratories -----	18.2	27.3
7996	Amusement parks -----	8.0	—	874	Management and public relations services -----	13.8	14.9
7997	Membership sports and recreation clubs -----	28.5	19.5	8741	Management services -----	16.4	25.7
7999, 84	Amusement and recreation services, including museums, n.e.c. -----	58.0	9.7	8742	Management consulting services -----	38.1	19.3
7999 pt.	Concession operators of amusement devices and rides -----	(D)	(D)	8743	Public relations services -----	(D)	(D)
7999 pt.	Carnivals, circuses, and fairs -----	(D)	(D)	8744	Facilities support management services -----	—	6.2
7999 pt., 84	Other recreation and amusements, including museums -----	(D)	(D)	8748	Business consulting services, n.e.c. -----	(D)	(D)
				89	Services, n.e.c. -----	33.9	6.9

¹Includes receipts information obtained from administrative records of other Federal agencies.

²Includes receipts information which was imputed based on historic company ratios or administrative records or on industry averages.

Table E-2. Firms Exempt From Federal Income Tax

[Includes only establishments with payroll. For meaning of abbreviations and symbols, and for more information on reliability of data, see introductory text. For explanation of terms and comparability of 1987 and 1992 censuses, see appendix A]

SIC code	Kind of business or operation	Percent of revenue —		SIC code	Kind of business or operation	Percent of revenue —	
		From administrative records ¹	Estimated ²			From administrative records ¹	Estimated ²
	Total	3.7	3.7	823, 4, 9	Selected educational services	22.2	14.8
7032, 704	Camps and membership lodging	12.5	21.2	83	Social services	15.8	23.8
792, 7991 pt., 7997, 7999 pt., 84	Selected amusement, recreation, and related services	27.3	12.4	835	Child day care services	5.9	16.6
8011 pt.; 8021 pt.; 805, 6, 8, 9	Selected health services5	1.0	832, 3, 6, 9	Other social services	19.3	26.4
8011 pt., 8021 pt. 805	Clinics of doctors of medicine and dentists	12.7	6.7	832	Individual and family social services	17.1	45.1
806	Hospitals	—	.3	833	Job training and vocational rehabilitation services	8.3	3.7
8062	General medical and surgical hospitals	—	.3	836	Residential care	24.0	16.7
8063, 9	Specialty hospitals	—	—	839	Social services, n.e.c.	25.0	22.3
808, 9	Other health services	5.7	14.7	861, 2, 4, 9	Selected membership organizations	35.4	15.5
8111 pt.	Legal aid societies and similar legal services	—	14.5	861	Business associations	41.8	10.1
				864	Civic, social, and fraternal associations	30.8	25.1
				862, 9	Other membership organizations	36.5	5.9
				873, 4 ex. 8744	Research, testing, and consulting services, except facilities support management services	9.2	1.4
				873	Research, development, and testing services	3.5	1.7
				874 ex. 8744	Management and public relations services, except facilities support management services	16.5	1.0

¹Includes revenue information obtained from administrative records of other Federal agencies.

²Includes revenue information which was imputed based on historic company ratios or administrative records or on industry averages.

Appendix F. Geographic Notes

MISSISSIPPI

Baldwyn is in Lee and Prentiss Counties.

D'Iberville was incorporated in February 1988.

Hattiesburg is in Forrest and Lamar Counties.

Jackson is in Hinds, Madison, and Rankin Counties; it annexed into Madison County in December 1989.

Appendix G.

Establishments in Business Any Time During Year and Establishments in Business at End of Year for the State: 1992 and 1987

Table G-1. Firms Subject to Federal Income Tax

[Includes only establishments with payroll. For meaning of abbreviations and symbols, see introductory text. For explanation of terms and comparability of 1987 and 1992 censuses, see appendix A]

SIC code	Kind of business or operation	Establishments in business —			
		Any time during year		At end of year	
		1992	1987	1992	1987
	Total	12 767	11 663	11 725	10 759
70 ex. 704	Hotels, rooming houses, camps, and other lodging places (except membership lodging)	392	373	355	332
	Hotels and motels	358	340	322	302
7011	Hotels	89	85	77	75
7011 pt.	Hotels, 25 guestrooms or more	68	65	59	59
7011 pt.	Hotels, less than 25 guestrooms	21	20	18	16
7011 pt.	Motels, motor hotels, and tourist courts	269	255	245	227
7011 pt.	Motels, tourist courts	231	227	209	201
7011 pt.	Motor hotels	38	28	36	26
702, 3	Other lodging places	34	33	33	30
702	Rooming and boarding houses	11	15	10	13
703	Camps and recreational vehicle parks	23	18	23	17
72	Personal services	1 492	1 444	1 381	1 342
721	Laundry, cleaning, and garment services	470	445	440	418
7211	Power laundries, family and commercial*	20	28	19	27
7213	Linen supply*	5	7	5	7
7215	Coin-operated laundries and drycleaning	116	112	109	105
7216	Drycleaning plants, except rug cleaning*	226	206	213	199
7217	Carpet and upholstery cleaning	46	40	44	34
7218	Industrial launderers*	13	12	13	12
7212, 9	Other laundry, cleaning, and garment services*	44	40	37	34
722	Photographic studios, portrait	86	72	84	67
723, 4	Beauty and barber shops	492	547	452	499
723	Beauty shops	458	508	419	463
724	Barber shops	34	39	33	36
725	Shoe repair shops and shoeshine parlors	24	22	23	22
726	Funeral service and crematories	253	232	233	223
729	Miscellaneous personal services	167	126	149	113
7291	Tax return preparation services	81	57	68	51
7299	Miscellaneous personal services, n.e.c.	86	69	81	62
73	Business services	1 563	1 347	1 428	1 228
731	Advertising	88	81	78	75
7311	Advertising agencies	42	53	38	49
7312	Outdoor advertising services	12	12	11	11
7313	Radio, television, publishers' advertising representatives	25	11	20	10
7319	Advertising, n.e.c.	9	5	9	5
732	Consumer credit reporting agencies, mercantile reporting agencies, and adjustment and collection agencies	79	83	76	72
7322	Adjustment and collection services	63	61	60	53
7323	Credit reporting services	16	22	16	19
733	Mailing, reproduction, commercial art and photography, and stenographic services	80	59	70	54
7331	Direct mail advertising services	8	7	7	7
7334	Photocopying and duplicating services	17	11	17	11
7335, 6	Commercial photography, art, and graphics	26	26	24	22
7335	Commercial photography	9	5	7	4
7336	Commercial art and graphic design	17	21	17	18
7338	Secretarial and court reporting services	29	15	22	14
734	Services to dwellings and other buildings	416	359	373	329
7342	Disinfecting and pest control services	148	136	140	130
7349	Building cleaning and maintenance services, n.e.c.	268	223	233	199
735	Miscellaneous equipment rental and leasing	239	201	225	186
7352	Medical equipment rental and leasing	28	24	26	22
7353	Heavy construction equipment rental and leasing	18	28	16	26
7359	Equipment rental and leasing, n.e.c.	193	149	183	138
736	Personnel supply services	138	101	126	94
7361	Employment agencies	47	45	41	39
7363	Help supply services	91	56	85	55

See footnotes at end of table.

Table G-1. Firms Subject to Federal Income Tax – Con.

[Includes only establishments with payroll. For meaning of abbreviations and symbols, see introductory text. For explanation of terms and comparability of 1987 and 1992 censuses, see appendix A]

SIC code	Kind of business or operation	Establishments in business –			
		Any time during year		At end of year	
		1992	1987	1992	1987
73	Business services – Con.				
737	Computer programming, data processing, and other computer related services -----	162	136	154	123
7371, 2, 3	Computer programming, prepackaged software, and integrated systems -----	100	63	94	56
7371	Computer programming services -----	64	46	58	41
7372	Prepackaged software -----	18	9	18	7
7373	Computer integrated systems -----	18	8	18	7
7374, 5, 6	Data processing services -----	28	43	27	38
7374, 5	Computer processing, information retrieval -----	25	37	24	33
7376	Computer facilities management services -----	3	6	3	5
7377, 8, 9	Computer rental and leasing, maintenance, and related services, n.e.c. -----	34	30	33	29
7377	Computer rental and leasing -----	1	4	1	4
7378	Computer maintenance and repair -----	23	16	22	16
7379	Computer related services, n.e.c. -----	10	10	10	9
738	Miscellaneous business services -----	361	327	326	295
7381, 2	Detective agencies and protective services -----	114	106	106	98
7381	Detective, guard, and armored car services -----	100	95	92	89
7382	Security systems services -----	14	11	14	9
7383	News syndicates -----	2	2	2	2
7384	Photofinishing laboratories* -----	27	32	26	27
7389	Business services, n.e.c. -----	218	187	192	168
7389 pt.	Sign painting shops -----	13	9	11	9
7389 pt.	Interior designing -----	24	26	22	23
7389 pt.	Telephone answering services -----	13	20	13	17
7389 pt.	Other business services -----	168	132	146	119
75	Automotive repair, services, and parking -----	1 431	1 227	1 299	1 127
751	Automotive rental and leasing, without drivers -----	95	92	88	84
7513	Truck rental and leasing, without drivers -----	54	48	50	46
7514, 5	Passenger car rental and leasing -----	37	37	34	31
7519	Utility trailer and recreational vehicle rental -----	4	7	4	7
752	Automobile parking -----	24	5	23	5
753	Automotive repair shops -----	1 188	1 045	1 077	958
7532	Top, body, and upholstery repair shops and paint shops -----	284	244	256	227
7532 pt.	Top and body repair shops -----	259	233	233	216
7532 pt.	Paint shops -----	25	11	23	11
7538	General automotive repair shops -----	596	532	543	487
7538 pt.	General automotive repair shops, except diesel -----	524	475	473	433
7538 pt.	Diesel repair shops -----	72	57	70	54
7533, 4, 6, 7, 9	Other automotive repair shops -----	308	269	278	244
7533	Automotive exhaust system repair shops -----	53	52	49	44
7534	Tire retreading and repair shops -----	21	24	20	24
7536	Automotive glass replacement shops -----	56	40	54	39
7537	Automotive transmission repair shops -----	52	52	47	46
7539	Automotive repair shops, n.e.c. -----	126	101	108	91
7539 pt.	Radiator repair -----	33	29	27	25
7539 pt.	Brake, front end, and wheel alignment -----	37	38	32	33
7539 pt.	Automotive electrical and fuel system services -----	47	31	42	30
7539 pt.	Other automotive repair shops, n.e.c. -----	9	3	7	3
754	Automotive services, except repair -----	124	85	111	80
7542	Carwashes -----	61	45	55	41
7549	Automotive services, except repair and carwashes -----	63	40	56	39
76	Miscellaneous repair services -----	710	603	652	552
762	Electrical repair shops -----	218	192	210	181
7622	Radio and television repair shops -----	58	74	56	70
7623, 9	Other electrical and electronic repair shops -----	160	118	154	111
7623	Refrigeration and air-conditioning service and repair shops -----	54	44	51	39
7629	Electrical and electronic repair shops, n.e.c. -----	106	74	103	72
763	Watch, clock, and jewelry repair -----	5	5	5	4
764	Reupholstery and furniture repair -----	48	48	41	42
769	Miscellaneous repair and related services -----	439	358	396	325
7692	Welding repair -----	97	90	91	84
7694	Armature rewinding shops -----	25	37	25	33
7699	Repair shops and related services, n.e.c. -----	317	231	280	208
78, 79, 84	Amusement and recreation services, including motion pictures and museums -----	739	616	671	539
781, 2	Motion picture production, distribution, and services -----	15	3	15	3
783	Motion picture theaters -----	52	55	49	52
7832	Motion picture theaters, except drive-in -----	50	46	47	45
7833	Drive-in motion picture theaters -----	2	9	2	7
784	Video tape rental -----	242	169	218	144
792	Theatrical producers (except motion picture), bands, orchestras, and entertainers -----	11	7	10	7
7922	Theatrical producers (except motion picture) and miscellaneous theatrical services -----	2	–	2	–
7929	Bands, orchestras, actors, and other entertainers and entertainment groups -----	9	7	8	7
793	Bowling centers -----	25	27	24	24

See footnotes at end of table.

G–2 APPENDIX G

SERVICE INDUSTRIES—GEOGRAPHIC AREA SERIES

Table G-1. Firms Subject to Federal Income Tax – Con.

[Includes only establishments with payroll. For meaning of abbreviations and symbols, see introductory text. For explanation of terms and comparability of 1987 and 1992 censuses, see appendix A]

SIC code	Kind of business or operation	Establishments in business –			
		Any time during year		At end of year	
		1992	1987	1992	1987
78, 79, 84	Amusement and recreation services, including motion pictures and museums—Con.				
79 ex. 792, 3, 84	Commercial sports and other amusement and recreation services, including museums	394	355	355	309
794	Commercial sports	13	8	10	7
7941	Professional sports clubs, managers, promoters	3	1	2	1
7948	Racing, including track operation	10	7	8	6
79 ex. 792, 3, 4; 84	Other amusement and recreation services, including museums	381	347	345	302
791	Dance studios, schools, and halls	35	23	34	21
7991	Physical fitness facilities	46	62	40	45
7992	Public golf courses	17	8	16	6
7993	Coin-operated amusement devices	60	57	57	55
7996	Amusement parks	12	6	12	6
7997	Membership sports and recreation clubs	84	94	79	88
7999, 84	Amusement and recreation services, including museums, n.e.c.	127	97	107	81
80	Health services	3 086	2 949	2 901	2 793
801	Offices and clinics of doctors of medicine	1 458	1 472	1 370	1 396
8011 pt.	Offices of doctors of medicine	1 419	1 424	1 334	1 353
8011 pt.	General medical clinics	39	48	36	43
802	Offices and clinics of dentists	784	772	735	741
803	Offices and clinics of doctors of osteopathy	20	8	19	7
804	Offices and clinics of other health practitioners	381	339	359	315
8041	Offices and clinics of chiropractors	113	105	108	91
8042	Offices and clinics of optometrists	148	138	140	134
8043	Offices and clinics of podiatrists	18	19	17	16
8049	Offices and clinics of health practitioners, n.e.c.	102	77	94	74
805	Nursing and personal care facilities	157	132	151	123
8051	Skilled nursing care facilities	126	100	121	97
8052	Intermediate care facilities	17	20	16	15
8059	Nursing and personal care facilities, n.e.c.	14	12	14	11
806	Hospitals	21	19	20	19
807, 8, 9	Other health services	265	207	247	192
807	Medical and dental laboratories	106	91	98	88
8071	Medical laboratories	55	41	52	40
8072	Dental laboratories	51	50	46	48
808	Home health care services	92	36	88	31
809	Miscellaneous health and allied services, n.e.c.	67	80	61	73
8092	Kidney dialysis centers	13	5	13	5
8093	Specialty outpatient facilities, n.e.c.	27	35	25	32
8099	Health and allied services, n.e.c.	27	40	23	36
81	Legal services	1 359	1 291	1 235	1 199
823, 4, 9	Selected educational services	54	31	48	30
823	Libraries	1	—	1	—
824	Vocational schools	20	16	17	16
829	Schools and educational services, n.e.c.	33	15	30	14
83	Social services	578	441	512	385
835	Child day care services	433	347	383	300
832, 3, 6, 9	Other social services	145	94	129	85
87 ex. 8733	Engineering, accounting, research, management, and related services (except noncommercial research organizations)	1 311	1 236	1 195	1 141
871	Engineering, architectural, and surveying services	413	439	380	406
8711	Engineering services	236	227	225	210
8712	Architectural services	94	117	86	107
8713	Surveying services	83	95	69	89
872	Accounting, auditing, and bookkeeping services	570	543	520	507
873 ex. 8733	Research, development, and testing services (except noncommercial research organizations)	66	59	58	53
8731	Commercial physical and biological research	21	8	19	8
8732	Commercial economic, sociological, and educational research	11	22	7	20
8734	Testing laboratories	34	29	32	25
874	Management and public relations services	262	195	237	175
8741	Management services	99	65	86	56
8742	Management consulting services	89	71	80	64
8743	Public relations services	1	10	1	8
8744	Facilities support management services	18	10	18	10
8748	Business consulting services, n.e.c.	55	39	52	37
89	Services, n.e.c.	52	105	48	91

Table G-2. Firms Exempt From Federal Income Tax

[Includes only establishments with payroll. For meaning of abbreviations and symbols, see introductory text. For explanation of terms and comparability of 1987 and 1992 censuses, see appendix A]

SIC code	Kind of business or operation	Establishments in business —			
		Any time during year		At end of year	
		1992	1987	1992	1987
	Total	1 642	1 468	1 572	1 388
7032, 704	Camps and membership lodging	38	43	38	41
792, 7991 pt., 7997, 7999 pt., 84	Selected amusement, recreation, and related services	121	110	118	106
792	Theatrical producers (except motion picture), bands, orchestras, and entertainers	11	9	11	9
7991 pt., 7997	Gymnasiums, athletic clubs, and membership sports and recreation clubs	92	86	90	84
7999 pt. 84	Fairs	4	2	3	1
	Museums, art galleries, and botanical and zoological gardens	14	13	14	12
8011 pt.; 8021 pt.; 805, 6, 8, 9	Selected health services	223	241	215	235
8011 pt., 8021 pt.	Clinics of doctors of medicine and dentists	45	39	43	37
805	Nursing and personal care facilities	16	16	16	15
806	Hospitals	97	109	93	109
808, 9	Other health services	65	77	63	74
808	Home health care services	12	48	12	47
809	Miscellaneous health and allied services, n.e.c.	53	29	51	27
8111 pt.	Legal aid societies and similar legal services	27	26	26	26
823, 4, 9	Selected educational services	25	19	25	19
83	Social services	571	463	546	423
835	Child day care services	158	166	151	147
832, 3, 6, 9	Other social services	413	297	395	276
861, 2, 4, 9	Selected membership organizations	598	550	570	523
861	Business associations	154	135	149	129
864	Civic, social, and fraternal associations	284	255	266	238
862, 9	Other membership organizations	160	160	155	156
873, 4 ex. 8744	Research, testing, and consulting services, except facilities support management services	39	16	34	15
873	Research, development, and testing services	19	16	15	15
8731	Commercial physical and biological research	4	3	3	3
8732	Commercial economic, sociological, and educational research	3	3	2	3
8733	Noncommercial research organizations	9	9	7	8
8734	Testing laboratories	3	1	3	1
874 ex. 8744	Management and public relations services, except facilities support management services	20	—	19	—

Publication Program

1992 CENSUS OF SERVICE INDUSTRIES

Publications of the 1992 Census of Service Industries containing data on service industries establishments in the United States are described below. Publication order forms for specific reports may be obtained from any Department of Commerce district office or from Data User Services Division, Customer Services, Bureau of the Census, Washington, DC 20233-8300. The first results were issued in press releases. Final detailed statistics are issued in separate paperbound reports and compact disc-read only memory (CD-ROM).

Final Reports

Geographic area series—52 reports (SC92-A-1 to -52)

A separate paperbound report containing data for establishments with payroll is published for each State, the District of Columbia, and the United States. For establishments of firms subject to Federal income tax, each State report presents general statistics on number of establishments, receipts, payroll, and employment, by varied service classifications, for the State, metropolitan areas (MA's), counties, and places with 350 service establishments or more, by kind of business. Greater kind-of-business detail is shown for larger areas. In addition, for places with 2,500 inhabitants or more and for all counties, statistics are provided on number of establishments and receipts for 10 major kind-of-business groups. For establishments of firms exempt from Federal income tax, each State report presents statistics on number of establishments, revenue, payroll, and employment by varied service classifications, for the State and MA's. Greater kind-of-business detail is shown for larger areas.

The United States Summary report presents data for the United States as a whole for establishments with payroll of firms subject to Federal income tax, as well as those exempt from Federal income tax, for detailed kind-of-business classifications. Statistics on number of establishments and receipts/revenue are also shown for States and MA's by kind of business.

For each State, the District of Columbia, and the United States, 1992 data are provided on receipts/revenue and employees per establishment and on receipts/revenue and payroll per employee. Comparative statistics showing percent changes in receipts/expenses and payroll between 1987 and 1992 also are shown.

Nonemployer statistics series—1 report (SC92-N-1)

This report includes data by kind of business for all establishments, establishments with payroll, and establishments without payroll for the United States and States. Also presented are statistics for establishments without payroll including number of establishments and receipts/revenue by varied service classifications for MA's.

Similar data for counties and places with 2,500 inhabitants or more are available on electronic media only.

Subject series—5 reports (SC92-S-1 to -5)

The *Establishment and Firm Size* report (SC92-S-1) presents data for establishments with payroll, based on size of establishment, size of company or firm, and legal form of organization. Establishment statistics are presented by receipts/revenue size and by employment size; statistics for firms, by receipts/revenue size (including concentration by largest firms), by employment size, and by number of establishments operated (single units and multiunits). Statistics are presented by kind of business on the number of establishments, receipts/revenue, payroll, and employment for the United States.

The *Capital Expenditures, Depreciable Assets, and Operating Expenses* report (SC92-S-2) presents data for firms with payroll for the United States by major kind of business. Operating expenses include annual payroll, supplemental labor costs, purchased services, etc. Receipts data also are provided.

Three other reports (*Hotels, Motels, and Other Lodging Places* (SC92-S-3), *Sources of Receipts or Revenue* (SC92-S-4), and *Miscellaneous Subjects* (SC92-S-5)) present data for the United States as a whole and, where feasible, for States and MA's.

Electronic Media

All data included in the printed reports are available on CD-ROM. The CD-ROM's provide the same information found in the final reports as well as additional information not published in the final reports, such as ZIP Code statistics available from series SC92-Z, and nonemployer data for counties and places from series SC92-N. Electronic media products are available for users who wish to summarize, rearrange, or process large amounts of data. These products, with corresponding technical documentation, are sold by Data User Services Division, Customer Services, Bureau of the Census, Washington, DC 20233-8300.

OTHER ECONOMIC CENSUS REPORTS

Data on retail trade, wholesale trade, financial, insurance, real estate, construction industries, manufactures, mineral industries, transportation, communications, utilities, enterprise statistics, minority-owned business enterprises, and women-owned businesses also are available from the 1992 Economic Census. A separate series of reports covers the census of outlying areas—Puerto Rico, Virgin Islands of the United States, Guam, and the Northern Marianas. Separate announcements describing these reports are available free of charge from Data User Services Division, Customer Services, Bureau of the Census, Washington, DC 20233-8300.