

1992


Census of

Service Industries

SC92-A-12

GEOGRAPHIC AREA SERIES

Hawaii



1992 Census of Service Industries

SC92-A-12

GEOGRAPHIC AREA SERIES

Hawaii

+



+



U.S. Department of Commerce
Ronald H. Brown, Secretary
David J. Barram, Deputy Secretary

Economics and Statistics Administration
Everett M. Ehrlich, Under Secretary
for Economic Affairs

BUREAU OF THE CENSUS
Harry A. Scarr, Acting Director

Acknowledgments

Many persons participated in the various activities of the 1992 Census of Service Industries. The overall planning and review of the census operations were performed by the Economic Census Staff of the Economic Planning and Coordination Division.

This report was prepared in the Services Division. **Bobby E. Russell**, Assistant Chief for Census Programs, was responsible for the overall planning, management, and coordination of the census of service industries. Planning and implementation were under the direction of **Jack B. Moody**, Chief, Service Census Branch, with primary staff assistance by **Jack R. Drago**, **Barbara S. Tinari**, **Kirk K. Degler**, **Joseph R. Fuller**, **Susan G. Baker**, **Deborah M. Stempowski**, **Brian D. Gregory**, **Theresa L. Steele**, **Chris E. Blackburn**, **Gary R. Rice**, **M. Craig Schadt**, **Arthur B. Stewart**, **Sandra K. Byrd**, and **Evelyn D. Butler**.

Systems and procedures for mailout, receipt, correspondence, data input, industry classification, other clerical processing, administrative record processing, quality control, and the associated electronic computer programs, were developed in the Economic Planning and Coordination Division.

Mailout preparation and receipt operations, clerical and analytical review activities, data keying, and geocoding review were performed by the staff of the Data Preparation Division, **Judith N. Petty**, Acting Chief.

Geographic coding procedures and associated computer programs were developed by the staff of the Geography Division.

The computer processing systems were developed and coordinated in the Economic Statistical Methods and Programming Division, **Charles P. Pautler, Jr.**, Chief. **H. Ray Dennis**, Assistant Chief for Business Programs, was responsible for design and implementation of the computer systems. The computer programs were prepared under the supervision of **William C. Wester**, Chief, Business Census Branch, and **Steven G. McCraith**, Chief, Utilities and Financial Census Branch, assisted by **Jeffrey S. Rosen**, **Barbara L. Lambert**, **Jacqueline R. Sellers**, and **Tsung C. Chu**. Additional programming assistance was provided by **Robert S. Jewett**.

Computer processing was performed in the Computer Services Division, **Marvin D. Raines**, Chief.

The staff of the Administrative and Publications Services Division, **Walter C. Odom**, Chief, performed planning, design, composition, editorial review, and printing planning and procurement for publications and report forms. **Margaret A. Smith** provided publication coordination and editing.

Special acknowledgment is also due the many businesses whose cooperation has contributed to the publication of these data.

If you have any questions concerning the statistics in this report, call 301-763-7039.



**Economics and Statistics
Administration**
Everett M. Ehrlich, Under Secretary
for Economic Affairs



BUREAU OF THE CENSUS
Harry A. Scarr, Acting Director

Paula J. Schneider, Principal Associate
Director for Programs
Charles A. Waite, Associate Director for
Economic Programs
Thomas L. Mesenbourg, Assistant Director for
Economic Programs

ECONOMIC PLANNING AND COORDINATION DIVISION
Carole A. Ambler, Chief

SERVICES DIVISION
Thomas L. Mesenbourg, Acting Chief

Introduction to the Economic Census

PURPOSES AND USES OF THE ECONOMIC CENSUS

The economic census is the major source of facts about the structure and functioning of the Nation's economy. It provides essential information for government, business, industry, and the general public.

The economic census furnishes an important part of the framework for such composite measures as the gross domestic product, input/output measures, production and price indexes, and other statistical series that measure short-term changes in economic conditions.

Policymaking agencies of the Federal Government use the data, especially in monitoring economic activity and providing assistance to business.

State and local governments use the data to assess business activities and tax bases within their jurisdictions and to develop programs to attract business.

Trade associations study trends in their own and competing industries and keep their members informed of market changes.

Individual businesses use the data to locate potential markets and to analyze their own production and sales performance relative to industry or area averages.

AUTHORITY AND SCOPE

Title 13 of the United States Code (sections 131, 191, and 224) directs the Census Bureau to take the economic census every 5 years, covering years ending in 2 and 7. The 1992 Economic Census consists of the following eight censuses:

- Census of Retail Trade
- Census of Wholesale Trade
- Census of Service Industries
- Census of Financial, Insurance, and Real Estate Industries
- Census of Transportation, Communications, and Utilities
- Census of Manufactures
- Census of Mineral Industries
- Census of Construction Industries

Special programs also cover enterprise statistics and minority-owned and women-owned businesses. (The 1992 Census of Agriculture and 1992 Census of Governments are conducted separately.) The next economic census is scheduled to be taken in 1998 covering the year 1997.

AVAILABILITY OF THE DATA

The results of the economic census are available in printed reports for sale by the U.S. Government Printing Office and on compact discs for sale by the Census Bureau. Order forms for all types of products are available on request from Customer Services, Bureau of the Census, Washington, DC 20233-8300. A more complete description of publications being issued from this census is on the inside back cover of this document.

Census facts are also widely disseminated by trade associations, business journals, and newspapers. Volumes containing census statistics are available in most major public and college libraries. Finally, State data centers in every State as well as business and industry data centers in many States also supply economic census statistics.

WHAT'S NEW IN 1992

The 1992 Economic Census covers more of the economy than any previous census. New for 1992 are data on communications, utilities, financial, insurance, and real estate, as well as coverage of more transportation industries. The economic, agriculture, and governments censuses now collectively cover nearly 98 percent of all economic activity.

Among other changes, new 1992 definitions affect the boundaries of about a third of all metropolitan areas. Also, the Survey of Women-Owned Businesses has now been expanded to include all corporations.

HISTORICAL INFORMATION

The economic census has been taken as an integrated program at 5-year intervals since 1967 and before that for 1963, 1958, and 1954. Prior to that time, the individual subcomponents of the economic census were taken separately at varying intervals.

The economic census traces its beginnings to the 1810 Decennial Census, when questions on manufacturing were included with those for population. Coverage of economic activities was expanded for 1840 and subsequent censuses to include mining and some commercial activities. In 1902, Congress established a permanent Census Bureau and directed that a census of manufactures be taken every 5 years. The 1905 Manufactures Census was the first time a census was taken apart from the regular every-10-year population census.

The first census of business was taken in 1930, covering 1929. Initially it covered retail and wholesale trade and construction industries, but it was broadened in 1933 to include some of the service trades.

The 1954 Economic Census was the first census to be fully integrated—providing comparable census data across economic sectors, using consistent time periods, concepts, definitions, classifications, and reporting units. It was the first census to be taken by mail, using lists of firms provided by the administrative records of other Federal agencies. Since 1963, administrative records also have been used to provide basic statistics for very small firms, reducing or eliminating the need to send them census questionnaires. The Enterprise Statistics Program, which publishes combined data from the economic census, was made possible with the implementation of the integrated census program in 1954.

The range of industries covered in the economic censuses has continued to expand. The census of construction industries began on a regular basis in 1967, and the scope of service industries was broadened in 1967, 1977, and 1987. The census of transportation began in 1963 as a set of surveys covering travel, transportation of commodities, and trucks, but expanded in 1987 to cover business establishments in several transportation industries. For 1992, these statistics are incorporated into a broadened census of transportation, communications, and utilities. Also new for 1992 is the census of financial, insurance, and real estate industries. This is part of a gradual expansion in coverage of industries previously subjected to government regulation.

The Survey of Minority-Owned Business Enterprises was first conducted as a special project in 1969 and was incorporated into the economic census in 1972 along with the Survey of Women-Owned Businesses.

An economic census has also been taken in Puerto Rico since 1909, in the Virgin Islands of the United States and Guam since 1958, and in the Commonwealth of the Northern Mariana Islands since 1982.

Statistical reports from the 1987 and earlier censuses provide historical figures for the study of long-term time series and are available in some large libraries. All of the census data published since 1967 are still available for sale on microfiche from the Census Bureau.

AVAILABILITY OF MORE FREQUENT ECONOMIC DATA

While the census provides complete enumerations every 5 years, there are many needs for more frequent data as well. The Census Bureau conducts a number of monthly, quarterly, and annual surveys, with the results appearing in publication series such as Current Business Reports (retail and wholesale trade and service industries), the Annual Survey of Manufactures, Current Industrial Reports, and the Quarterly Financial Report. Most of these surveys, while providing more frequent observations, yield less kind-of-business and geographic detail than the census. The County Business Patterns program offers annual statistics on the number of establishments, employment, and payroll classified by industry within each county.

SOURCES FOR MORE INFORMATION

More information about the scope, coverage, classification system, data items, and publications for each of the economic censuses and related surveys is published in the *Guide to the 1992 Economic Census and Related Statistics*. More information on the methodology, procedures, and history of the census will be published in the *History of the 1992 Economic Census*. Contact Customer Services for information on availability.

Census of Service Industries

GENERAL

The 1992 Census of Service Industries, part of the 1992 Economic Census, covered service industries as defined in Division I of the *Standard Industrial Classification Manual: 1987*¹ (SIC), except Elementary and Secondary Schools (SIC 821), Colleges, Universities, Professional Schools, and Junior Colleges (SIC 822), Labor Unions and Similar Labor Organizations (SIC 863), Political Organizations (SIC 865), Religious Organizations (SIC 866), and Private Households (SIC 881). The census also excluded governmental establishments classified in the covered industries, except for government-operated hospitals which were included.

Data are presented for establishments in the following classifications:

SIC code	Title
70	Hotels, rooming houses, camps, and other lodging places
72	Personal services
73	Business services
75	Automotive repair, services, and parking
76	Miscellaneous repair services
78	Motion pictures
79	Amusement and recreation services
80	Health services
81	Legal services
823, 4, 9	Selected educational services
83	Social services
84	Museums, art galleries, and botanical and zoological gardens
861, 2, 4, 9	Selected membership organizations
87	Engineering, accounting, research, management, and related services
89	Services, not elsewhere classified

This series of reports presents data for service establishments of firms subject to Federal income tax and (in separate tables) of firms which are exempt from Federal income tax under provisions of the Internal Revenue Code. Only establishments with some payroll during the year are included. For a more detailed explanation, see appendix A.

¹*Standard Industrial Classification Manual: 1987*. For sale by Superintendent of Documents, U.S. Government Printing Office, Washington, DC 20402. Stock No. 041-001-00314-2.

Many of the "kinds of business or operation" included in this report are not thought of as commercial businesses, and the terms (such as "business," "establishment," and "firm") used to describe them may not be descriptive of such services, particularly for not-for-profit and professional services. However, these terms are applied to all "kinds of business or operation" in order to maintain conformity in the measures of the production and delivery of goods and services and in the presentation of data.

The basic tabulations in this report do not include data for establishments which are auxiliary (primary function is providing a service, such as warehousing or bookkeeping) to service establishments within the same organization. Data for auxiliaries are presented in a subsequent report issued as part of the 1992 Enterprise Statistics reports.

For the 1992 Census of Service Industries, large- and medium-size firms, plus all firms known to operate more than one establishment, were sent questionnaires to be completed and returned to the Census Bureau by mail. For most very small firms, including those with no paid employees, data from existing administrative records of other Federal agencies were used instead. These records provided basic information on location, kind of business, receipts, payroll, number of employees, and legal form of organization. In addition, more detailed information for selected kinds of business was obtained on the various questionnaires.

Appendix A gives a more detailed explanation of census coverage and methodology.

CENSUS DISCLOSURE RULES

In accordance with Federal law governing census reports, no data are published that would disclose the operations of an individual establishment or business. However, the number of establishments in a kind-of-business classification is not considered a disclosure, so this information may be released even though other information is withheld.

GEOGRAPHIC AREAS COVERED

This report series presents data for the following areas:

1. The United States as a whole.
2. Each State and the District of Columbia.

3. Each consolidated metropolitan statistical area (CMSA) and primary metropolitan statistical area (PMSA) defined by the Office of Management and Budget (OMB) as of June 30, 1993. A CMSA is an area used to facilitate the presentation and analysis of data for large concentrations of metropolitan populations. It includes two or more contiguous PMSA's which have a population of at least 1,000,000² and which meet specific criteria of urban character and of social and economic integration.
4. Each metropolitan statistical area (MSA) defined by the OMB as of June 30, 1993. An MSA is an integrated economic and social unit with a population nucleus of at least 50,000 inhabitants.² Each MSA consists of one or more counties meeting standards of metropolitan character; in New England, cities and towns rather than counties are the component geographic units.
5. The area within the State outside metropolitan areas (MA's).
6. Each county or county equivalent.³ Counties are the primary divisions of States, except in Louisiana where they are called parishes and in Alaska where they are called boroughs and census areas. Maryland, Missouri, Nevada, and Virginia have one place or more that is independent of any county organization and constitutes primary divisions of their States. These places are treated as counties and as places.
7. Each consolidated city.³ Consolidated cities are consolidated governments which consist of separately incorporated municipalities.
8. Each municipality of 2,500 inhabitants or more incorporated as a city, borough, village, or town.^{2 3}

For the economic census, boroughs and census areas in Alaska and boroughs in New York are not included in this category.
9. Special economic urban areas (SEUA's), which include townships in Michigan, New Jersey, and Pennsylvania, and towns in New York, Wisconsin, and the six New England States with 10,000 inhabitants or more.²

DOLLAR VALUES

All dollar values presented in this report are expressed in current dollars, i.e., 1992 data are expressed in 1992 dollars and 1987 data in 1987 dollars. Consequently, when making comparisons to prior years, users of the data should consider the inflation that has occurred.

RELIABILITY OF DATA

All data compiled in this report originated from either census questionnaires or administrative records of other Federal agencies and, therefore, are not subject to sampling errors. However, the data are subject to nonsampling

²According to the 1990 Census of Population or subsequent special census.

³Those defined as of January 1, 1992.

errors. Nonsampling errors can be attributed to many sources: inability to identify all cases in the actual universe; definition and classification difficulties; differences in the interpretation of questions; errors in recording or coding the data obtained; and other errors of collection, response, coverage, processing, and estimation for missing or misreported data.

The accuracy of these tabulated data is determined by the joint effects of the various nonsampling errors. No direct measurement of these effects has been obtained except for estimation for missing or misreported data; however, precautionary steps were taken in all phases of the collection, processing, and tabulation of the data in an effort to minimize the effects of nonsampling errors.

The Bureau of the Census obtains on computer tape limited information extracted from administrative records of other Federal agencies. This information is used in conjunction with other information available to the Census Bureau to develop estimates for nonemployers, small employers, and other establishments for which responses were not received in time for publication. For an indication of the extent that data included in these reports were obtained from the administrative records of other Federal agencies and from estimation, rather than reports directly from respondents, see appendix E. Also, see appendix A for a more detailed explanation of census coverage and methodology.

SPECIAL TABULATIONS

Special tabulations of data collected in the 1992 Census of Service Industries may be obtained, depending on availability of time and personnel, on diskette, computer tape, or in tabular form. The data will be in summary form and subject to the same rules prohibiting disclosure of confidential information (including name, address, kind of business, or other data for individual business establishments or companies) as are the regular publications.

Special tabulations are prepared on a cost basis. A request for a cost estimate, as well as exact specifications on the type and format of the data to be provided, should be directed to the Chief, Services Division, Bureau of the Census, Washington, DC 20233.

To discuss a special tabulation before submitting specifications, call 1-800-541-8345.

ABBREVIATIONS AND SYMBOLS

The following abbreviations and symbols are used in this publication:

- * See kind-of-business descriptions for SIC 72 and SIC 7384 in appendix A for treatment of plant outlets.
- Represents zero.
- (D) Withheld to avoid disclosing data for individual companies; data are included in broader kind-of-business totals.

		Symbol	Employment Size
(IC)	Independent city.		
(NA)	Not available.		
(X)	Not applicable.	AA	0–19
CMSA	Consolidated metropolitan statistical area.	BB	20–99
MA	Metropolitan area.	CC	100–249
MSA	Metropolitan statistical area.	EE	250–499
n.e.c.	Not elsewhere classified.	FF	500–999
PMSA	Primary metropolitan statistical area.	GG	1,000–2,499
pt.	Part.	HH	2,500–4,999
r	Revised.	II	5,000–9,999
SIC	Standard Industrial Classification.	JJ	10,000–24,999
		KK	25,000–49,999
		LL	50,000–99,999
		MM	100,000 or more

The following symbols are used in this publication to show employment size ranges for employment data that have been withheld to avoid disclosing data for individual companies (employment size range codes are provided for the first time in the 1992 Economic Census):

Users' Guide for Locating Statistics in This Report by Table Number

Information shown in tables	Table																
	1a	1b	2a	2b	3a	3b	4	5	6	7a	7b	8a	8b	9	10		
GEOGRAPHIC AREAS																	
The State	X	X	X	X	X	X	X									X	X
CMSA's and MSA's in the State										X	X						
PMSA's in the State										X	X						
Area of the State not in any CMSA, PMSA, or MSA												X	X				
Counties in the State							X		X								X
Places in the State							X	X								X	
DATA ITEMS																	
Establishments	X	X			X	X	X	X	X	X	X	X	X	X			X
Receipts	X				X	X	X	X	X	X	X	X	X	X		X	X
Revenue		X									X		X				
Expenses						X							X				
Annual payroll	X	X			X	X	X	X	X	X	X	X	X	X			
First-quarter payroll	X	X					X	X	X	X	X	X	X	X			
Paid employees for pay period including March 12, 1992	X	X			X	X	X	X	X	X	X	X	X	X			
1987 to 1992 comparative statistics					X	X											
Receipts per establishment			X														
Revenue per establishment				X													
Expenses per establishment				X													
Receipts per employee			X														
Revenue per employee				X													
Expenses per employee				X													
Annual payroll per employee			X	X													
Employees per establishment			X	X													
Counties ranked by volume of receipts																	X
Places ranked by volume of receipts														X			

Users' Guide for Locating Statistics in the 1992 Census of Service Industries Reports

Report and geographic area	Information shown in reports by kind of business or industry category										
	Number of establishments	Receipts/Revenue (\$1,000)	Payroll (\$1,000)	Number of employees	Selected ratios	Receipts/revenue lines	Receipts size and employment size of establishments and firms	Concentration ratios of largest firms	Single units and multi-units	Legal form of organization	Selected topics
GEOGRAPHIC AREA SERIES											
United States	X	X	X	X	X						
State	X	X	X	X	X						
CMSA, PMSA, MSA	X	X	X	X							
County	X	X	X	X							
Place	X	X	X	X							
NONEMPLOYER STATISTICS SERIES											
United States	X	X									
State	X	X									
CMSA, PMSA, MSA	X	X									
County	X	X									
Place	X	X									
ESTABLISHMENT AND FIRM SIZE (INCLUDING LEGAL FORM OF ORGANIZATION)											
United States	X	X	X	X			X	X	X	X	
CAPITAL EXPENDITURES, DEPRECIABLE ASSETS, AND OPERATING EXPENSES											
United States		X	X								X
RECEIPTS/REVENUE LINES											
United States	X	X				X					
State	X	X				X					
CMSA, PMSA, MSA	X	X				X					
HOTELS, MOTELS, AND OTHER LODGING PLACES											
United States	X	X	X	X		X					X
State	X	X	X	X		X					X
CMSA, PMSA, MSA	X	X				X					X

Report and geographic area	Information shown in reports by kind of business or industry category										
	Number of establishments	Receipts/Revenue (\$1,000)	Payroll (\$1,000)	Number of employees	Selected ratios	Receipts/revenue lines	Receipts size and employment size of establishments and firms	Concentration ratios of largest firms	Single units and multi-units	Legal form of organization	Selected topics
ZIP CODES											
United States	X	X	X	X							
State	X	X	X	X							
MISCELLANEOUS SUBJECTS											
United States	X	X	X	X							X
State	X	X									X
CMSA, PMSA, MSA	X	X									X

Contents

Hawaii

[Page numbers listed here omit the prefix that appears as part of the number of each page]

	Page
Introduction to the Economic Census	III
Census of Service Industries	V
Users' Guide for Locating Statistics in This Report by Table Number	VIII
Users' Guide for Locating Statistics in the 1992 Census of Service Industries Reports ...	IX
Summary of Findings	2

FIGURES

1. Percent Change in Receipts and Annual Payroll for Establishments of Firms Subject to Federal Income Tax: 1987 to 1992	3
2. Annual Payroll Per Employee for Establishments of Firms Subject to Federal Income Tax: 1992 and 1987	4
Maps	5

TABLES

1a. Summary Statistics for Firms Subject to Federal Income Tax for the State: 1992 ..	7
1b. Summary Statistics for Firms Exempt From Federal Income Tax for the State: 1992	11
2a. Selected Ratios for Firms Subject to Federal Income Tax for the State: 1992	12
2b. Selected Ratios for Firms Exempt From Federal Income Tax for the State: 1992 ..	15
3a. Comparative Statistics for Firms Subject to Federal Income Tax for the State: 1992 and 1987	15
3b. Comparative Statistics for Firms Exempt From Federal Income Tax for the State: 1992 and 1987	19
4. Summary Statistics for Firms Subject to Federal Income Tax for Counties and for Places With 2,500 Inhabitants or More: 1992	20
5. Summary Statistics for Firms Subject to Federal Income Tax for Places With 350 Establishments or More: 1992	22
6. Summary Statistics for Firms Subject to Federal Income Tax for Counties With 350 Establishments or More: 1992	26
7a. Summary Statistics for Firms Subject to Federal Income Tax for Metropolitan Areas: 1992	30
7b. Summary Statistics for Firms Exempt From Federal Income Tax for Metropolitan Areas: 1992	33
8a. Summary Statistics for Firms Subject to Federal Income Tax for the Area Outside Metropolitan Areas: 1992	33
8b. Summary Statistics for Firms Exempt From Federal Income Tax for the Area Outside Metropolitan Areas: 1992	36
9. Places With 2,500 Inhabitants or More Ranked by Volume of Receipts of Firms Subject to Federal Income Tax: 1992	37
10. Counties Ranked by Volume of Receipts of Firms Subject to Federal Income Tax: 1992	37

APPENDIXES

A. General Explanation	A-1
B. Sample Report Form and Instructions	B-1
C. Kind-of-Business Titles and Reporting-Form Numbers	C-1
D. Metropolitan Areas	D-1
E. Percent of Receipts/Revenue Based on Administrative Records and Estimation for the State: 1992	E-1
F. Geographic Notes	F-1
G. Establishments in Business Any Time During Year and Establishments in Business at End of Year for the State: 1992 and 1987	G-1

Publication Program

Inside back cover

Summary of Findings

FIRMS SUBJECT TO FEDERAL INCOME TAX

Data from the 1992 Census of Service Industries show that Hawaii's 8,468 service industries establishments of firms with payroll that were subject to Federal income tax had receipts totaling \$7.3 billion. The 1992 data represent an increase of 63.6 percent in receipts for the State since 1987.

For establishments with payroll in 1992, receipts of offices and clinics of medical doctors totaled \$621.2 million, compared with \$396.4 million in 1987. Other leading service kinds of business in 1992 were hotels and motels with \$2.2 billion in receipts, legal services with \$481.5 million, and engineering services with \$385.1 million.

There were 117,965 paid employees (full- and part-time) working in service industries in the State as of mid-March 1992, compared with 91,673 employees in 1987. Large employers included hotels and motels with 41,000 employees, offices and clinics of doctors of medicine with 6,110 employees, and help supply services with 4,574 employees.

ORGANIZATIONS EXEMPT FROM FEDERAL INCOME TAX

Data for the census show that Hawaii's 1,032 service industries establishments of firms and other organizations with payroll that were exempt from Federal income tax had revenue totaling \$2.1 billion and expenses of \$1.9 billion in 1992. The 1992 data represent an increase of 67.8 percent in expenses since 1987.

For establishments with payroll in 1992, revenue of hospitals totaled \$1.2 billion, compared with \$742.2 million in 1987. Other leading classifications in 1992 were civic, social, and fraternal associations with revenue of \$101.3 million, and individual and family social services with \$76.0 million.

There were 37,492 paid employees (full- and part-time) as of mid-March 1992, compared with 28,541 employees in 1987. Hospitals had 19,482 employees; individual and family social services, 2,469 employees; and civic, social, and fraternal associations, 2,217 employees.

Figure 1. **Percent Change in Receipts and Annual Payroll for Establishments of Firms Subject to Federal Income Tax: 1987 to 1992**

(Includes only establishments with payroll. For meaning of abbreviations and symbols, see introductory text)

Receipts 
Payroll 

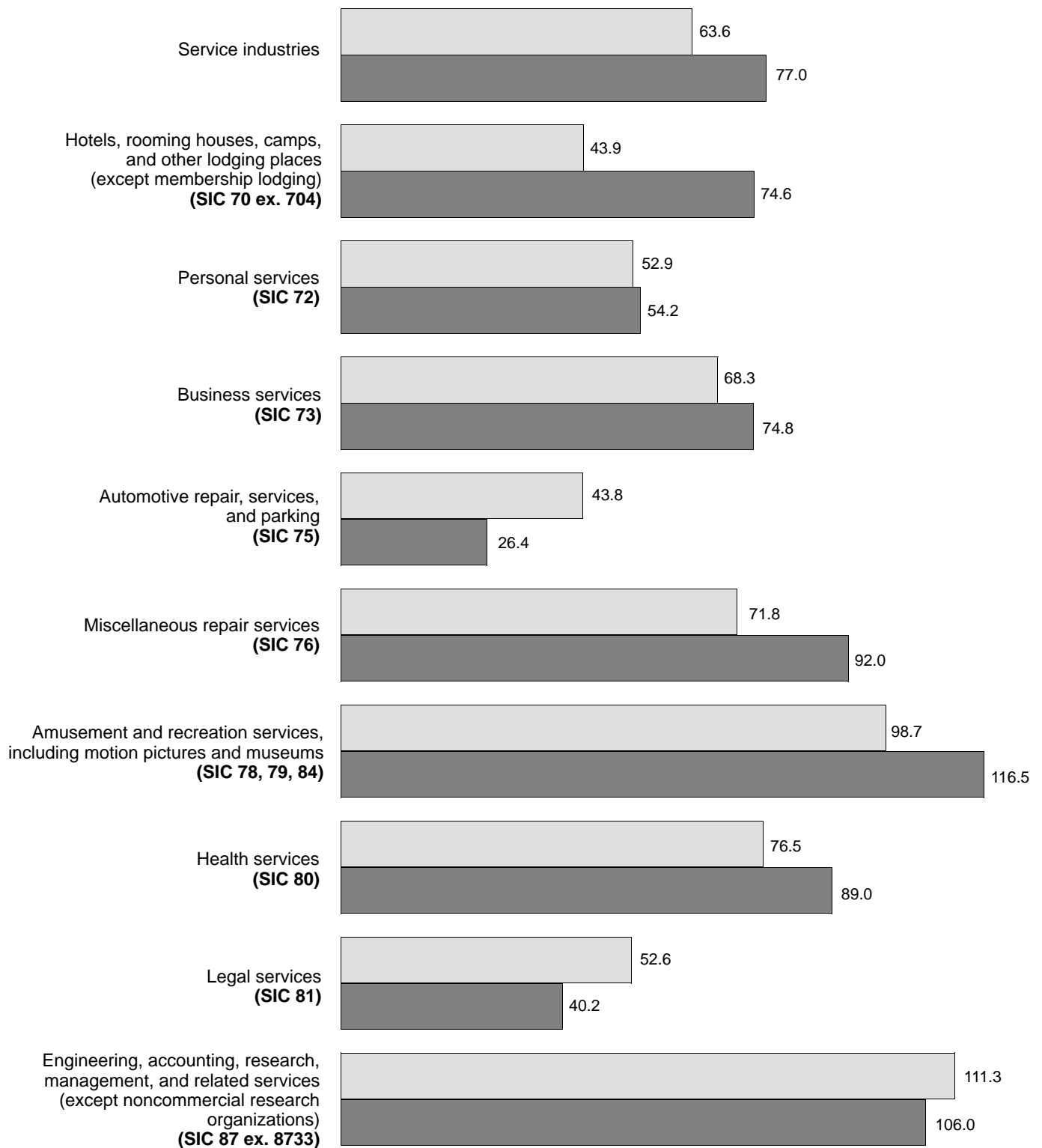


Figure 2. **Annual Payroll Per Employee for Establishments of Firms Subject to Federal Income Tax: 1992 and 1987**

(In dollars. For meaning of abbreviations and symbols, see introductory text)

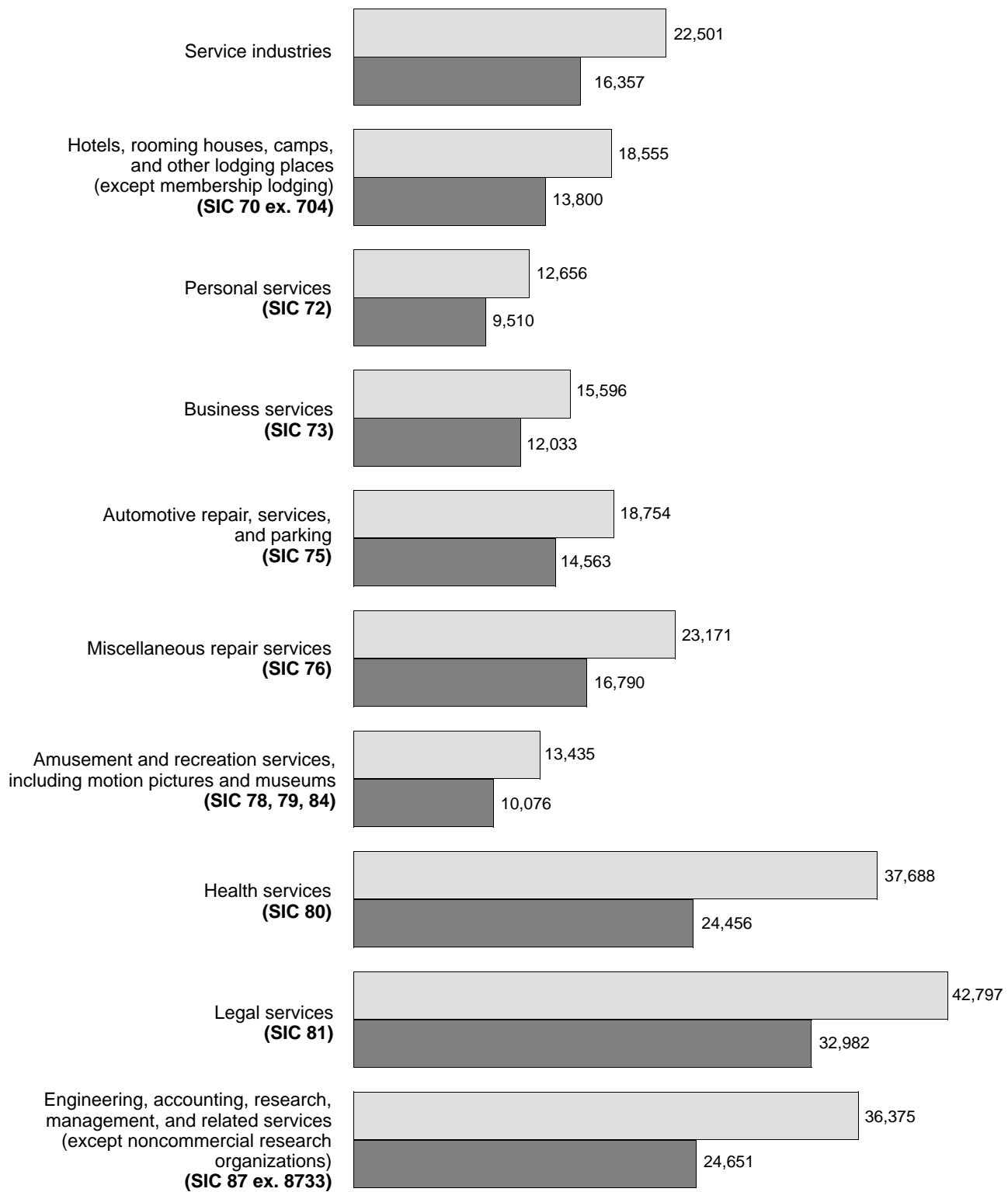
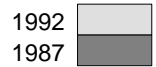




Table 1a. Summary Statistics for Firms Subject to Federal Income Tax for the State: 1992

[Includes only establishments with payroll. For meaning of abbreviations and symbols, see introductory text. For explanation of terms and comparability of 1987 and 1992 censuses, see appendix A]

SIC code	Kind of business or operation	Establishments (number)	Receipts (\$1,000)	Annual payroll (\$1,000)	First-quarter payroll (\$1,000)	Paid employees for pay period including March 12 (number)
	Total	8 468	7 290 719	2 654 278	617 437	117 965
70 ex. 704	Hotels, rooming houses, camps, and other lodging places (except membership lodging)	267	2 248 082	761 453	188 316	41 038
	Hotels and motels	256	2 245 858	760 906	188 179	41 000
7011	Hotels	226	2 233 841	758 533	187 472	40 792
7011 pt.	Hotels, 25 guestrooms or more	211	2 230 571	757 604	187 253	40 727
7011 pt.	Hotels, less than 25 guestrooms	15	3 270	929	219	65
7011 pt.	Motels, motor hotels, and tourist courts	30	12 017	2 373	707	208
7011 pt.	Motels, tourist courts	29	(D)	(D)	(D)	CC
7011 pt.	Motor hotels	1	(D)	(D)	(D)	AA
702, 3	Other lodging places	11	2 224	547	137	38
702	Rooming and boarding houses	10	(D)	(D)	(D)	BB
703	Camps and recreational vehicle parks	1	(D)	(D)	(D)	AA
7032	Sporting and recreational camps	1	(D)	(D)	(D)	AA
7033	Recreational vehicle parks and campsites	-	-	-	-	-
72	Personal services	746	221 769	80 605	20 434	6 369
721	Laundry, cleaning, and garment services	150	91 366	33 654	8 843	2 251
7211	Power laundries, family and commercial*	7	10 901	4 462	1 179	295
7213	Linen supply*	7	36 839	14 799	4 081	802
7215	Coin-operated laundries and drycleaning	36	8 992	1 654	421	149
7215 pt.	Coin-operated laundries and drycleaning stores	32	(D)	(D)	(D)	CC
7215 pt.	Coin-operated laundry routes	4	(D)	(D)	(D)	BB
7216	Drycleaning plants, except rug cleaning*	37	21 141	9 017	2 297	651
7217	Carpet and upholstery cleaning	34	7 192	1 772	406	186
7218	Industrial launderers*	2	(D)	(D)	(D)	BB
7212, 9	Other laundry, cleaning, and garment services*	27	(D)	(D)	(D)	CC
7212	Garment pressing, and agents for laundries and drycleaners	4	1 787	479	101	32
7219	Laundry and garment services, n.e.c.*	23	(D)	(D)	(D)	BB
722	Photographic studios, portrait	56	16 135	3 744	947	384
723, 4	Beauty and barber shops	405	65 056	27 934	6 769	2 125
723	Beauty shops	369	58 774	24 585	5 989	1 955
724	Barber shops	36	6 282	3 349	780	170
725	Shoe repair shops and shoeshine parlors	7	827	266	75	20
726	Funeral service and crematories	26	14 995	4 744	1 054	285
729	Miscellaneous personal services	102	33 390	10 263	2 746	1 304
7291	Tax return preparation services	31	7 197	3 199	1 105	682
7299	Miscellaneous personal services, n.e.c.	71	26 193	7 064	1 641	622
7299 pt.	Massage parlors, tanning salons, and saunas	22	3 182	1 074	236	107
7299 pt.	Other personal services	49	23 011	5 990	1 405	515
7299 pt.	Diet and weight reducing services	5	(D)	(D)	(D)	BB
7299 pt.	Formal wear rental	10	(D)	(D)	(D)	CC
7299 pt.	Other personal services, n.e.c.	34	9 157	3 312	784	356
73	Business services	1 348	768 486	324 394	75 895	20 800
731	Advertising	78	42 582	18 868	4 411	544
7311	Advertising agencies	65	40 310	17 975	4 228	512
7312	Outdoor advertising services	-	-	-	-	-
7313	Radio, television, publishers' advertising representatives	8	1 262	695	128	19
7313 pt.	Radio, television advertising representatives	1	(D)	(D)	(D)	AA
7313 pt.	Publishers' advertising representatives	7	(D)	(D)	(D)	AA
7319	Advertising, n.e.c.	5	1 010	198	55	13
732	Consumer credit reporting agencies, mercantile reporting agencies, and adjustment and collection agencies	31	15 785	5 450	1 384	285
7322	Adjustment and collection services	24	7 793	3 706	886	190
7323	Credit reporting services	7	7 992	1 744	498	95
733	Mailing, reproduction, commercial art and photography, and stenographic services	148	65 183	19 169	4 340	1 204
7331	Direct mail advertising services	6	2 741	874	101	54
7331 pt.	Mailing list compilers, brokers, and managers	-	-	-	-	-
7334	Direct mail advertising services, except mailing list services	6	2 741	874	101	54
7334 pt.	Photocopying and duplicating services	32	23 228	6 879	1 505	441
7334 pt.	Blueprinting and photocopying services	30	(D)	(D)	(D)	EE
7334 pt.	Duplicating services, except printing and photocopying	2	(D)	(D)	(D)	AA
7335, 6	Commercial photography, art, and graphics	82	29 300	7 888	1 913	577
7335	Commercial photography	30	13 703	3 702	888	362
7336	Commercial art and graphic design	52	15 597	4 186	1 025	215
7336 pt.	Commercial art	5	1 170	314	43	10
7336 pt.	Graphic arts and related design	47	14 427	3 872	982	205
7338	Secretarial and court reporting services	28	9 914	3 528	821	132
734	Services to dwellings and other buildings	316	119 216	55 799	12 754	4 696
7342	Disinfecting and pest control services	59	34 119	13 120	3 030	622
7349	Building cleaning and maintenance services, n.e.c.	257	85 097	42 679	9 724	4 074
735	Miscellaneous equipment rental and leasing	141	89 713	21 641	4 891	853
7352	Medical equipment rental and leasing	6	11 144	2 078	520	84
7353	Heavy construction equipment rental and leasing	32	20 462	6 482	1 379	177
7353 pt.	Rental and leasing of heavy construction equipment without operators	18	11 661	3 138	613	88
7353 pt.	Rental and leasing of heavy construction equipment with operators	14	8 801	3 344	766	89
7359	Equipment rental and leasing, n.e.c.	103	58 107	13 081	2 992	592
7359 pt.	Equipment rental	94	53 041	12 532	2 869	571
7359 pt.	Rent-to-own	23	(D)	(D)	(D)	BB
7359 pt.	Equipment rental, except rent-to-own	71	(D)	(D)	(D)	EE
7359 pt.	Equipment leasing, except finance leasing	9	5 066	549	123	21

Table 1a. Summary Statistics for Firms Subject to Federal Income Tax for the State: 1992—Con.

[Includes only establishments with payroll. For meaning of abbreviations and symbols, see introductory text. For explanation of terms and comparability of 1987 and 1992 censuses, see appendix A]

SIC code	Kind of business or operation	Establishments (number)	Receipts (\$1,000)	Annual payroll (\$1,000)	First-quarter payroll (\$1,000)	Paid employees for pay period including March 12 (number)
73	Business services—Con.					
736	Personnel supply services -----	99	109 424	73 097	16 634	5 491
7361	Employment agencies -----	41	13 850	7 251	1 423	917
7363	Help supply services -----	58	95 574	65 846	15 211	4 574
7363 pt.	Temporary help supply -----	48	66 079	42 303	9 687	3 258
7363 pt.	Help supply, except temporary -----	10	29 495	23 543	5 524	1 316
7363 pt.	Employee leasing -----	8	(D)	(D)	(D)	GG
7363 pt.	Other help supply services -----	2	(D)	(D)	(D)	EE
737	Computer programming, data processing, and other computer related services -----	165	112 965	40 903	9 883	1 370
7371, 2, 3	Computer programming, prepackaged software, and integrated systems -----	79	47 250	18 285	4 110	481
7371	Computer programming services -----	51	31 777	14 014	3 198	357
7372	Prepackaged software -----	14	6 608	1 419	257	35
7373	Computer integrated systems -----	14	8 865	2 852	655	89
7374, 5, 6	Data processing services -----	39	46 858	17 397	4 613	703
7374, 5	Computer processing, information retrieval -----	35	37 328	12 262	3 324	540
7374	Computer processing and data preparation and processing services -----	31	(D)	(D)	(D)	FF
7375	Information retrieval services -----	4	(D)	(D)	(D)	BB
7376	Computer facilities management services -----	4	9 530	5 135	1 289	163
7377, 8, 9	Computer rental and leasing, maintenance, and related services, n.e.c. -----	47	18 857	5 221	1 160	186
7377	Computer rental and leasing -----	4	1 266	288	67	13
7378	Computer maintenance and repair -----	23	11 152	2 877	685	111
7379	Computer related services, n.e.c. -----	20	6 439	2 056	408	62
7379 pt.	Computer consultants -----	15	4 631	1 415	251	47
7379 pt.	Miscellaneous computer services, n.e.c. -----	5	1 808	641	157	15
738	Miscellaneous business services -----	370	213 618	89 467	21 598	6 357
7381, 2	Detective agencies and protective services -----	62	93 704	57 818	14 023	4 561
7381	Detective, guard, and armored car services -----	51	81 463	53 336	12 928	4 378
7381 pt.	Detective agencies and guard services -----	45	(D)	(D)	(D)	HH
7381 pt.	Armored car services -----	6	(D)	(D)	(D)	CC
7382	Security systems services -----	11	12 241	4 482	1 095	183
7383	News syndicates -----	6	2 490	731	169	26
7384	Photofinishing laboratories* -----	80	38 602	9 256	2 287	598
7384 pt.	Photofinishing laboratories, except "one-hour" (mini) labs* -----	30	21 208	5 509	1 340	296
7384 pt.	One-hour (mini) photofinishing* -----	50	17 394	3 747	947	302
7389	Business services, n.e.c. -----	222	78 822	21 662	5 119	1 172
7389 pt.	Sign painting shops -----	11	1 889	536	99	27
7389 pt.	Interior designing -----	33	18 813	4 474	1 076	132
7389 pt.	Telephone answering services -----	15	4 111	1 650	391	113
7389 pt.	Other business services -----	163	54 009	15 002	3 553	900
7389 pt.	Water softening and conditioning services -----	1	(D)	(D)	(D)	AA
7389 pt.	Packaging and labeling services -----	4	(D)	(D)	(D)	BB
7389 pt.	Trading stamp services -----	2	(D)	(D)	(D)	AA
7389 pt.	Miscellaneous business services -----	156	49 724	14 537	3 437	863
7389 pt.	Convention and trade show services -----	13	7 902	2 210	607	111
7389 pt.	Private mail centers -----	12	2 205	346	64	18
7389 pt.	Miscellaneous business services, n.e.c. -----	131	39 617	11 981	2 766	734
75	Automotive repair, services, and parking -----	720	598 685	108 434	26 841	5 782
751	Automotive rental and leasing, without drivers -----	82	332 086	41 800	10 632	2 236
7513	Truck rental and leasing, without drivers -----	11	(D)	(D)	(D)	BB
7513 pt.	Truck rental, without drivers -----	8	5 478	854	193	39
7513 pt.	Truck leasing, except finance leasing -----	3	(D)	(D)	(D)	AA
7514, 5	Passenger car rental and leasing -----	68	321 903	39 782	10 278	2 164
7514	Passenger car rental -----	64	320 016	39 664	10 250	2 158
7515	Passenger car leasing -----	4	1 887	118	28	6
7519	Utility trailer and recreational vehicle rental -----	3	(D)	(D)	(D)	BB
752	Automobile parking -----	146	62 747	8 940	2 229	872
7521 pt.	Parking lots -----	52	13 160	2 397	615	236
7521 pt.	Parking structures -----	94	49 587	6 543	1 614	636
753	Automotive repair shops -----	435	186 205	51 862	12 335	2 270
7532	Top, body, and upholstery repair shops and paint shops -----	162	78 163	23 430	5 657	1 028
7532 pt.	Top and body repair shops -----	149	73 061	21 929	5 337	957
7532 pt.	Paint shops -----	13	5 102	1 501	320	71
7538	General automotive repair shops -----	191	74 461	18 776	4 502	863
7538 pt.	General automotive repair shops, except diesel -----	175	68 503	17 119	4 058	786
7538 pt.	Diesel repair shops -----	16	5 958	1 657	444	77
7533, 4, 6, 7, 9	Other automotive repair shops -----	82	33 581	9 656	2 176	379
7533	Automotive exhaust system repair shops -----	9	2 163	496	91	25
7534	Tire retreading and repair shops -----	6	2 888	1 273	316	63
7536	Automotive glass replacement shops -----	11	7 468	1 957	378	60
7537	Automotive transmission repair shops -----	15	4 987	1 360	309	56
7539	Automotive repair shops, n.e.c. -----	41	16 075	4 570	1 082	175
7539 pt.	Radiator repair -----	8	3 660	905	229	45
7539 pt.	Brake, front end, and wheel alignment -----	12	3 569	1 041	249	46
7539 pt.	Automotive electrical and fuel system services -----	10	4 163	1 332	304	44
7539 pt.	Carburetor repair shops -----	—	—	—	—	—
7539 pt.	Automotive electrical repair shops -----	10	4 163	1 332	304	44
7539 pt.	Other automotive repair shops, n.e.c. -----	11	4 683	1 292	300	40
754	Automotive services, except repair -----	57	17 647	5 832	1 645	404
7542	Carwashes -----	17	3 162	1 045	248	91
7549	Automotive services, except repair and carwashes -----	40	14 485	4 787	1 397	313
7549 pt.	Lubrication shops -----	8	2 900	959	389	76
7549 pt.	Other automotive services -----	32	11 585	3 828	1 008	237
7549 pt.	Towing services -----	15	2 847	837	230	64
7549 pt.	Other automotive services, n.e.c. -----	17	8 738	2 991	778	173

Table 1a. Summary Statistics for Firms Subject to Federal Income Tax for the State: 1992—Con.

[Includes only establishments with payroll. For meaning of abbreviations and symbols, see introductory text. For explanation of terms and comparability of 1987 and 1992 censuses, see appendix A]

SIC code	Kind of business or operation	Establishments (number)	Receipts (\$1,000)	Annual payroll (\$1,000)	First-quarter payroll (\$1,000)	Paid employees for pay period including March 12 (number)
76	Miscellaneous repair services	281	124 504	42 333	10 484	1 827
762	Electrical repair shops	92	53 143	18 953	4 657	728
7622	Radio and television repair shops	12	1 843	499	116	37
7623, 9	Other electrical and electronic repair shops	80	51 300	18 454	4 541	691
7623	Refrigeration and air-conditioning service and repair shops	32	26 368	8 288	1 922	240
7629	Electrical and electronic repair shops, n.e.c.	48	24 932	10 166	2 619	451
763	Watch, clock, and jewelry repair	9	2 317	587	143	53
764	Reupholstery and furniture repair	27	6 650	2 090	513	115
769	Miscellaneous repair and related services	153	62 394	20 703	5 171	931
7692	Welding repair	14	5 923	2 215	478	104
7694	Armature rewinding shops	5	2 686	1 046	288	31
7699	Repair shops and related services, n.e.c.	134	53 785	17 442	4 405	796
7699 pt.	Farm machinery and equipment repair	2	(D)	(D)	(D)	AA
7699 pt.	Lawnmower and other small gasoline engine repair	6	1 474	199	47	13
7699 pt.	Sewer and septic tank cleaning services	21	9 981	3 161	854	129
7699 pt.	Other repair and related services, n.e.c.	105	(D)	(D)	(D)	FF
78, 79, 84	Amusement and recreation services, including motion pictures and museums	688	456 200	126 059	30 629	9 383
781, 2	Motion picture production, distribution, and services	50	20 394	6 028	1 504	250
7812 pt.	Motion picture production, except for television	15	4 993	1 913	433	55
7812 pt.	Motion picture and tape production for television	17	7 326	2 318	637	120
7819	Services allied to motion picture production	13	5 054	1 419	337	51
7822 pt.	Motion picture film and tape distributors	4	(D)	(D)	(D)	AA
7822 pt.	Motion picture film exchanges	2	(D)	(D)	(D)	AA
7822 pt.	Video tape wholesalers	2	(D)	(D)	(D)	AA
7822 pt.	Film and tape distribution for television	1	(D)	(D)	(D)	AA
7829	Services allied to motion picture distribution	—	—	—	—	—
783	Motion picture theaters	34	(D)	(D)	(D)	FF
7832	Motion picture theaters, except drive-in	32	(D)	(D)	(D)	FF
7833	Drive-in motion picture theaters	2	(D)	(D)	(D)	BB
784	Video tape rental	78	26 909	5 252	1 293	545
792	Theatrical producers (except motion picture), bands, orchestras, and entertainers	64	29 980	9 639	2 587	1 465
7922	Theatrical producers (except motion picture) and miscellaneous theatrical services	24	12 400	2 723	591	146
7922 pt.	Producers of live theatrical productions	13	8 142	1 512	241	44
7922 pt.	Producers of radio and television shows, except tape producers	1	(D)	(D)	(D)	AA
7922 pt.	Artists' and entertainers' managers or agents, concert bureaus, booking agents	6	1 533	468	105	43
7922 pt.	Other theatrical services	4	(D)	(D)	(D)	BB
7929	Bands, orchestras, actors, and other entertainers and entertainment groups	40	17 580	6 916	1 996	1 319
7929 pt.	Dance groups and artists	7	2 086	847	220	93
7929 pt.	Symphony orchestras, opera companies, and chamber music organizations	—	—	—	—	—
7929 pt.	Other music and entertainment presentations	33	15 494	6 069	1 776	1 226
7929 pt.	Other music groups and artists	25	3 517	1 612	497	317
7929 pt.	Other entertainers and entertainment groups	8	11 977	4 457	1 279	909
793	Bowling centers	21	(D)	(D)	(D)	EE
79 ex. 792, 3, 84	Commercial sports and other amusement and recreation services, including museums	441	316 810	93 009	22 411	6 051
794	Commercial sports	9	3 575	1 230	238	29
7941	Professional sports clubs, managers, promoters	9	3 575	1 230	238	29
7941 pt.	Baseball clubs	—	—	—	—	—
7941 pt.	Football clubs	—	—	—	—	—
7941 pt.	Other professional sports clubs	—	—	—	—	—
7941 pt.	Managers and promoters	9	3 575	1 230	238	29
7948	Racing, including track operation	—	—	—	—	—
7948 pt.	Auto racetrack operation	—	—	—	—	—
7948 pt.	Horse racetrack operation	—	—	—	—	—
7948 pt.	Dog racetrack operation	—	—	—	—	—
7948 pt.	Racing stables and racing, n.e.c.	—	—	—	—	—
79 ex. 792, 3, 4, 84	Other amusement and recreation services, including museums	432	313 235	91 779	22 173	6 022
791	Dance studios, schools, and halls	14	2 183	784	221	101
7991	Physical fitness facilities	37	18 257	5 225	1 226	456
7991 pt.	Physical fitness centers, except gymnasiums and athletic clubs	29	11 531	3 661	849	323
7991 pt.	Gymnasiums and athletic clubs	8	6 726	1 564	377	133
7992	Public golf courses	31	81 888	28 669	7 197	1 631
7993	Coin-operated amusement devices	38	23 665	4 533	993	299
7996	Amusement parks	6	28 448	8 401	2 330	654
7997	Membership sports and recreation clubs	20	34 013	11 507	2 648	748
7999, 84	Amusement and recreation services, including museums, n.e.c.	286	124 781	32 660	7 558	2 133
7999 pt.	Concession operators of amusement devices and rides	10	6 507	1 779	501	148
7999 pt.	Carnivals, circuses, and fairs	5	(D)	(D)	(D)	CC
7999 pt.	Carnivals and circuses	3	(D)	(D)	(D)	CC
7999 pt.	Fairs	2	(D)	(D)	(D)	AA
7999 pt., 84	Other recreation and amusements, including museums	271	(D)	(D)	(D)	GG
84	Museums, art galleries, and botanical and zoological gardens	4	(D)	(D)	(D)	BB
841	Museums and art galleries	2	(D)	(D)	(D)	AA
842	Arboreta and botanical or zoological gardens	2	(D)	(D)	(D)	BB
7999 pt.	Roller skating rinks	8	(D)	(D)	(D)	BB
7999 pt.	Ice skating rinks	1	(D)	(D)	(D)	BB
7999 pt.	Other amusement and recreation services, n.e.c.	258	104 939	27 980	6 446	1 684

Table 1a. Summary Statistics for Firms Subject to Federal Income Tax for the State: 1992—Con.

[Includes only establishments with payroll. For meaning of abbreviations and symbols, see introductory text. For explanation of terms and comparability of 1987 and 1992 censuses, see appendix A]

SIC code	Kind of business or operation	Establishments (number)	Receipts (\$1,000)	Annual payroll (\$1,000)	First-quarter payroll (\$1,000)	Paid employees for pay period including March 12 (number)
80	Health services	2 225	1 310 880	589 555	129 923	15 643
801	Offices and clinics of doctors of medicine	1 066	621 177	312 296	67 517	6 110
8011 pt.	Offices of doctors of medicine	1 019	539 094	252 714	52 425	5 434
8011 pt.	General medical clinics	47	82 083	59 582	15 092	676
802	Offices and clinics of dentists	640	219 683	85 968	18 677	3 238
8021 pt.	Offices of dentists	626	210 269	82 661	18 014	3 130
8021 pt.	Dental clinics	14	9 414	3 307	663	108
803	Offices and clinics of doctors of osteopathy	11	(D)	(D)	(D)	BB
8031 pt.	Offices of osteopathic physicians	10	(D)	(D)	(D)	BB
8031 pt.	Osteopathic clinics	1	(D)	(D)	(D)	AA
804	Offices and clinics of other health practitioners	354	101 286	32 425	7 124	1 176
8041	Offices and clinics of chiropractors	119	38 828	12 898	2 824	408
8042	Offices and clinics of optometrists	99	27 647	6 542	1 427	330
8043	Offices and clinics of podiatrists	16	3 871	970	226	43
8049	Offices and clinics of health practitioners, n.e.c.	120	30 940	12 015	2 647	395
805	Nursing and personal care facilities	20	81 738	37 116	9 123	1 711
8051	Skilled nursing care facilities	10	56 653	25 878	6 333	1 063
8052	Intermediate care facilities	7	24 275	11 005	2 745	628
8059	Nursing and personal care facilities, n.e.c.	3	810	233	45	20
806	Hospitals	2	(D)	(D)	(D)	GG
8062	General medical and surgical hospitals	1	(D)	(D)	(D)	GG
8063, 9	Specialty hospitals	1	(D)	(D)	(D)	CC
8063	Psychiatric hospitals	1	(D)	(D)	(D)	CC
8069	Specialty hospitals, except psychiatric	-	-	-	-	-
807, 8, 9	Other health services	132	(D)	(D)	(D)	GG
807	Medical and dental laboratories	71	79 693	28 625	6 945	998
8071	Medical laboratories	33	69 169	23 994	5 827	802
8072	Dental laboratories	38	10 524	4 631	1 118	196
808	Home health care services	5	(D)	(D)	(D)	BB
809	Miscellaneous health and allied services, n.e.c.	56	(D)	(D)	(D)	EE
8092	Kidney dialysis centers	-	-	-	-	-
8093	Specialty outpatient facilities, n.e.c.	36	18 675	6 954	1 569	259
8099	Health and allied services, n.e.c.	20	(D)	(D)	(D)	CC
81	Legal services	741	481 540	190 489	38 411	4 451
823, 4, 9	Selected educational services	93	20 225	6 689	1 534	518
823	Libraries	1	(D)	(D)	(D)	AA
824	Vocational schools	16	5 980	2 378	531	134
8243	Data processing schools	5	603	124	23	14
8244	Business and secretarial schools	1	(D)	(D)	(D)	BB
8249	Vocational schools, n.e.c.	10	(D)	(D)	(D)	BB
829	Schools and educational services, n.e.c.	76	(D)	(D)	(D)	EE
83	Social services	105	33 546	13 508	3 323	835
835	Child day care services	42	5 105	2 308	563	234
832, 3, 6, 9	Other social services	63	28 441	11 200	2 760	601
832	Individual and family social services	25	7 065	2 720	675	204
833	Job training and vocational rehabilitation services	18	15 182	6 479	1 589	278
836	Residential care	15	2 796	909	227	87
839	Social services, n.e.c.	5	3 398	1 092	269	32
87 ex. 8733	Engineering, accounting, research, management, and related services (except noncommercial research organizations)	1 204	1 000 148	400 525	89 451	11 011
871	Engineering, architectural, and surveying services	479	576 714	240 420	51 610	5 523
8711	Engineering services	262	385 063	167 467	35 669	3 688
8712	Architectural services	192	181 183	67 681	14 828	1 661
8713	Surveying services	25	10 468	5 272	1 113	174
872	Accounting, auditing, and bookkeeping services	407	199 494	79 478	18 988	2 973
873 ex. 8733	Research, development, and testing services (except noncommercial research organizations)	36	23 823	10 799	2 606	458
8731	Commercial physical and biological research	12	(D)	(D)	(D)	CC
8731 pt.	Commercial physical research	11	(D)	(D)	(D)	CC
8731 pt.	Commercial medical and biological research	1	(D)	(D)	(D)	AA
8732	Commercial economic, sociological, and educational research	11	(D)	(D)	(D)	CC
8734	Testing laboratories	13	7 536	3 269	774	102
874	Management and public relations services	282	200 117	69 828	16 247	2 057
8741	Management services	101	67 971	27 559	5 883	756
8742	Management consulting services	109	33 938	12 457	3 066	405
8743	Public relations services	19	(D)	(D)	(D)	CC
8744	Facilities support management services	7	(D)	(D)	(D)	FF
8748	Business consulting services, n.e.c.	46	20 365	6 124	1 145	155
89	Services, n.e.c.	50	26 654	10 234	2 196	308
8999 pt.	Scientific and related consulting services, except environmental	12	4 545	2 531	683	78
8999 pt.	Other services	38	22 109	7 703	1 513	230
8999 pt.	Environmental consulting	12	14 782	5 529	1 147	154
8999 pt.	Authors, composers, and other arts-related services	8	1 946	616	149	27
8999 pt.	Other services, n.e.c.	18	5 381	1 558	217	49

Table 1b. Summary Statistics for Firms Exempt From Federal Income Tax for the State: 1992

[Includes only establishments with payroll. For meaning of abbreviations and symbols, see introductory text. For explanation of terms and comparability of 1987 and 1992 censuses, see appendix A]

SIC code	Kind of business or operation	Establishments (number)	Revenue (\$1,000)	Annual payroll (\$1,000)	First-quarter payroll (\$1,000)	Paid employees for pay period including March 12 (number)
	Total	1 032	2 081 077	923 630	227 965	37 492
7032, 704	Camps and membership lodging	1	(D)	(D)	(D)	AA
7032	Sporting and recreational camps	1	(D)	(D)	(D)	AA
704	Organization hotels and lodging houses, on membership basis	-	-	-	-	-
792, 7991 pt., 7997, 7999 pt., 84	Selected amusement, recreation, and related services	59	111 459	42 565	10 476	2 839
792	Theatrical producers (except motion picture), bands, orchestras, and entertainers	13	47 146	17 337	4 186	1 270
7922	Theatrical producers (except motion picture) and miscellaneous theatrical services	10	(D)	(D)	(D)	GG
7922 pt.	Producers of live theatrical productions	7	(D)	(D)	(D)	BB
7922 pt.	Producers of radio and television shows, except tape	-	-	-	-	-
7922 pt.	Artists' and entertainers' managers or agents, concert bureaus, booking agents	-	-	-	-	-
7922 pt.	Other theatrical services	3	(D)	(D)	(D)	GG
7929	Bands, orchestras, actors, and other entertainers and entertainment groups	3	(D)	(D)	(D)	CC
7929 pt.	Dance groups and artists	1	(D)	(D)	(D)	AA
7929 pt.	Symphony orchestras, opera companies, and chamber music organizations	2	(D)	(D)	(D)	CC
7929 pt.	Other music groups and artists	-	-	-	-	-
7929 pt.	Other entertainers and entertainment groups	-	-	-	-	-
7991 pt., 7997	Gymnasiums, athletic clubs, and membership sports and recreation clubs	13	27 562	8 737	2 236	546
7991 pt.	Gymnasiums and athletic clubs	-	-	-	-	-
7997	Membership sports and recreation clubs	13	27 562	8 737	2 236	546
7999 pt.	Fairs	1	(D)	(D)	(D)	AA
84	Museums, art galleries, and botanical and zoological gardens	32	(D)	(D)	(D)	GG
841	Museums and art galleries	25	30 489	14 379	3 537	918
842	Arboreta and botanical or zoological gardens	7	(D)	(D)	(D)	CC
8011 pt.; 8021 pt.; 805, 6, 8, 9	Selected health services	105	1 446 695	701 520	173 766	23 421
8011 pt., 8021 pt.	Clinics of doctors of medicine and dentists	25	(D)	(D)	(D)	GG
8011 pt.	General medical clinics	24	(D)	(D)	(D)	GG
8021 pt.	Dental clinics	1	(D)	(D)	(D)	AA
805	Nursing and personal care facilities	12	(D)	(D)	(D)	FF
8051	Skilled nursing care facilities	5	27 823	14 029	3 411	665
8052	Intermediate care facilities	4	(D)	(D)	(D)	CC
8059	Nursing and personal care facilities, n.e.c.	3	(D)	(D)	(D)	BB
806	Hospitals	27	1 241 615	603 959	150 978	19 482
8062	General medical and surgical hospitals	19	1 032 395	498 279	124 609	15 676
8062 pt.	General medical and surgical hospitals, nongovernment	11	719 455	309 851	78 442	10 460
8062 pt.	General medical and surgical hospitals, government	8	312 940	188 428	46 167	5 216
8063, 9	Specialty hospitals	8	209 220	105 680	26 369	3 806
8063	Psychiatric hospitals	2	(D)	(D)	(D)	FF
8063 pt.	Psychiatric hospitals, nongovernment	-	-	-	-	-
8063 pt.	Psychiatric hospitals, government	2	(D)	(D)	(D)	FF
8069	Specialty hospitals, except psychiatric	6	(D)	(D)	(D)	HH
8069 pt.	Specialty hospitals, except psychiatric; nongovernment	3	(D)	(D)	(D)	HH
8069 pt.	Specialty hospitals, except psychiatric; government	3	(D)	(D)	(D)	EE
808, 9	Other health services	41	39 946	21 388	5 310	910
808	Home health care services	10	11 366	7 762	2 039	370
809	Miscellaneous health and allied services, n.e.c.	31	28 580	13 626	3 271	540
8092	Kidney dialysis centers	5	(D)	(D)	(D)	BB
8093	Specialty outpatient facilities, n.e.c.	14	9 412	4 749	1 125	226
8099	Health and allied services, n.e.c.	12	(D)	(D)	(D)	CC
8111 pt.	Legal aid societies and similar legal services	16	(D)	(D)	(D)	CC
823, 4, 9	Selected educational services	51	19 470	6 345	1 554	413
823	Libraries	2	(D)	(D)	(D)	BB
824	Vocational schools	7	4 469	668	197	25
8243	Data processing schools	1	(D)	(D)	(D)	AA
8244	Business and secretarial schools	-	-	-	-	-
8249	Vocational schools, n.e.c.	6	(D)	(D)	(D)	BB
829	Schools and educational services, n.e.c.	42	(D)	(D)	(D)	EE
83	Social services	422	230 651	92 937	22 695	6 720
835	Child day care services	120	27 580	14 983	3 768	1 353
832, 3, 6, 9	Other social services	302	203 071	77 954	18 927	5 367
832	Individual and family social services	138	76 026	35 859	8 688	2 469
833	Job training and vocational rehabilitation services	25	22 365	10 984	2 783	1 021
836	Residential care	52	40 617	13 589	3 227	905
839	Social services, n.e.c.	87	64 063	17 522	4 229	972
861, 2, 4, 9	Selected membership organizations	343	184 706	49 053	11 389	3 101
861	Business associations	72	43 386	11 651	2 832	441
864	Civic, social, and fraternal associations	194	101 340	27 422	6 187	2 217
862, 9	Other membership organizations	77	39 980	9 980	2 370	443
862	Professional membership organizations	17	11 103	3 448	837	128
869	Membership organizations, n.e.c.	60	28 877	6 532	1 533	315

Table 1b. Summary Statistics for Firms Exempt From Federal Income Tax for the State: 1992—Con.

[Includes only establishments with payroll. For meaning of abbreviations and symbols, see introductory text. For explanation of terms and comparability of 1987 and 1992 censuses, see appendix A]

SIC code	Kind of business or operation	Establishments (number)	Revenue (\$1,000)	Annual payroll (\$1,000)	First-quarter payroll (\$1,000)	Paid employees for pay period including March 12 (number)
873, 4 ex. 8744	Research, testing, and consulting services, except facilities support management services -----	35	82 087	27 771	7 248	884
873	Research, development, and testing services -----	27	78 843	26 859	7 057	856
8731	Commercial physical and biological research -----	2	(D)	(D)	(D)	AA
8732	Commercial economic, sociological, and educational research -----	4	(D)	(D)	(D)	BB
8733	Noncommercial research organizations -----	20	74 670	25 006	6 609	789
8734	Testing laboratories -----	1	(D)	(D)	(D)	AA
874 ex. 8744	Management and public relations services, except facilities support management services -----	8	3 244	912	191	28
8741	Management services -----	4	1 589	547	98	17
8742	Management consulting services -----	2	(D)	(D)	(D)	AA
8743	Public relations services -----	—	—	—	—	—
8748	Business consulting services, n.e.c. -----	2	(D)	(D)	(D)	AA

Table 2a. Selected Ratios for Firms Subject to Federal Income Tax for the State: 1992

[Includes only establishments with payroll. For meaning of abbreviations and symbols, see introductory text. For explanation of terms and comparability of 1987 and 1992 censuses, see appendix A]

SIC code	Kind of business or operation	Receipts		Annual payroll per employee ¹ (dollars)	Employees per establishment ¹ (number)
		Per establishment (dollars)	Per employee ¹ (dollars)		
	Total -----	860 973	61 804	22 501	14
70 ex. 704	Hotels, rooming houses, camps, and other lodging places (except membership lodging) -----	8 419 783	54 780	18 555	154
7011	Hotels and motels -----	8 772 883	54 777	18 559	160
7011 pt.	Hotels -----	9 884 252	54 762	18 595	180
7011 pt.	Hotels, 25 guestrooms or more -----	10 571 427	54 769	18 602	193
7011 pt.	Hotels, less than 25 guestrooms -----	218 000	50 308	14 292	4
7011 pt.	Motels, motor hotels, and tourist courts -----	400 567	57 774	11 409	7
7011 pt.	Motels, tourist courts -----	(D)	(D)	(D)	(D)
7011 pt.	Motor hotels -----	(D)	(D)	(D)	(D)
702, 3	Other lodging places -----	202 182	58 526	14 395	3
702	Rooming and boarding houses -----	(D)	(D)	(D)	(D)
703	Camps and recreational vehicle parks -----	(D)	(D)	(D)	(D)
72	Personal services -----	297 277	34 820	12 656	9
721	Laundry, cleaning, and garment services -----	609 107	40 589	14 951	15
7211	Power laundries, family and commercial* -----	1 557 286	36 953	15 125	42
7213	Linen supply* -----	5 262 714	45 934	18 453	115
7215	Coin-operated laundries and drycleaning -----	249 778	60 349	11 101	4
7216	Drycleaning plants, except rug cleaning* -----	571 378	32 475	13 851	18
7217	Carpet and upholstery cleaning -----	211 529	38 667	9 527	5
7218	Industrial laundriers* -----	(D)	(D)	(D)	(D)
7212, 9	Other laundry, cleaning, and garment services* -----	(D)	(D)	(D)	(D)
7212	Garment pressing, and agents for laundries and drycleaners -----	446 750	55 844	14 969	8
7219	Laundry and garment services, n.e.c.* -----	(D)	(D)	(D)	(D)
722	Photographic studios, portrait -----	288 125	42 018	9 750	7
723, 4	Beauty and barber shops -----	160 632	30 615	13 145	5
723	Beauty shops -----	159 279	30 063	12 575	5
724	Barber shops -----	174 500	36 953	19 700	5
725	Shoe repair shops and shoeshine parlors -----	118 143	41 350	13 300	3
726	Funeral service and crematories -----	576 731	52 614	16 646	11
729	Miscellaneous personal services -----	327 353	25 606	7 870	13
7291	Tax return preparation services -----	232 161	10 553	4 691	22
7299	Miscellaneous personal services, n.e.c. -----	368 915	42 111	11 357	9
73	Business services -----	570 093	36 946	15 596	15
731	Advertising -----	545 923	78 276	34 684	7
7311	Advertising agencies -----	620 154	78 730	35 107	8
7312	Outdoor advertising services -----	—	—	—	—
7313	Radio, television, publishers' advertising representatives -----	157 750	66 421	36 579	2
7319	Advertising, n.e.c. -----	202 000	77 692	15 231	3
732	Consumer credit reporting agencies, mercantile reporting agencies, and adjustment and collection agencies -----	509 194	55 386	19 123	9
7322	Adjustment and collection services -----	324 708	41 016	19 505	8
7323	Credit reporting services -----	1 141 714	84 126	18 358	14
733	Mailing, reproduction, commercial art and photography, and stenographic services -----	440 426	54 139	15 921	8
7331	Direct mail advertising services -----	456 833	50 759	16 185	9
7334	Photocopying and duplicating services -----	725 875	52 671	15 599	14
7335, 6	Commercial photography, art, and graphics -----	357 317	50 780	13 671	7
7335	Commercial photography -----	456 767	37 854	10 227	12
7336	Commercial art and graphic design -----	299 942	72 544	19 470	4
7338	Secretarial and court reporting services -----	354 071	75 106	26 727	5
734	Services to dwellings and other buildings -----	377 266	25 387	11 882	15
7342	Disinfecting and pest control services -----	578 288	54 854	21 093	11
7349	Building cleaning and maintenance services, n.e.c. -----	331 117	20 888	10 476	16

See footnotes at end of table.

Table 2a. **Selected Ratios for Firms Subject to Federal Income Tax for the State: 1992** — Con.

[Includes only establishments with payroll. For meaning of abbreviations and symbols, see introductory text. For explanation of terms and comparability of 1987 and 1992 censuses, see appendix A]

SIC code	Kind of business or operation	Receipts		Annual payroll per employee ¹ (dollars)	Employees per establishment ¹ (number)
		Per establishment (dollars)	Per employee ¹ (dollars)		
73	Business services—Con.				
735	Miscellaneous equipment rental and leasing -----	636 262	105 174	25 370	6
7352	Medical equipment rental and leasing -----	1 857 333	132 667	24 738	14
7353	Heavy construction equipment rental and leasing -----	639 438	115 605	36 621	6
7359	Equipment rental and leasing, n.e.c. -----	564 146	98 154	22 096	6
736	Personnel supply services -----	1 105 293	19 928	13 312	55
7361	Employment agencies -----	337 805	15 104	7 907	22
7363	Help supply services -----	1 647 828	20 895	14 396	79
7363 pt.	Temporary help supply -----	1 376 646	20 282	12 984	68
7363 pt.	Help supply, except temporary -----	2 949 500	22 413	17 890	132
737	Computer programming, data processing, and other computer related services -----	684 636	82 456	29 856	8
7371, 2, 3	Computer programming, prepackaged software, and integrated systems -----	598 101	98 233	38 015	6
7371	Computer programming services -----	623 078	89 011	39 255	7
7372	Prepackaged software -----	472 000	188 800	40 543	3
7373	Computer integrated systems -----	633 214	99 607	32 045	6
7374, 5, 6	Data processing services -----	1 201 487	66 654	24 747	18
7374, 5	Computer processing, information retrieval -----	1 066 514	69 126	22 707	15
7376	Computer facilities management services -----	2 382 500	58 466	31 503	41
7377, 8, 9	Computer rental and leasing, maintenance, and related services, n.e.c. -----	401 213	101 382	28 070	4
7377	Computer rental and leasing -----	316 500	97 385	22 154	3
7378	Computer maintenance and repair -----	484 870	100 468	25 919	5
7379	Computer related services, n.e.c. -----	321 950	103 855	33 161	3
738	Miscellaneous business services -----	577 346	33 604	14 074	17
7381, 2	Detective agencies and protective services -----	1 511 355	20 545	12 677	74
7381	Detective, guard, and armored car services -----	1 597 314	18 607	12 183	86
7382	Security systems services -----	1 112 818	66 891	24 492	17
7383	News syndicates -----	415 000	95 769	28 115	4
7384	Photofinishing laboratories* -----	482 525	64 552	15 478	7
7389	Business services, n.e.c. -----	355 054	67 254	18 483	5
7389 pt.	Sign painting shops -----	171 727	69 963	19 852	2
7389 pt.	Interior designing -----	570 091	142 523	33 894	4
7389 pt.	Telephone answering services -----	274 067	36 381	14 602	8
7389 pt.	Other business services -----	331 344	60 010	16 669	6
75	Automotive repair, services, and parking -----	831 507	103 543	18 754	8
751	Automotive rental and leasing, without drivers -----	4 049 829	148 518	18 694	27
7513	Truck rental and leasing, without drivers -----	(D)	(D)	(D)	(D)
7514, 5	Passenger car rental and leasing -----	4 733 868	148 754	18 384	32
7514	Passenger car rental -----	5 000 250	148 293	18 380	34
7515	Passenger car leasing -----	471 750	314 500	19 667	2
7519	Utility trailer and recreational vehicle rental -----	(D)	(D)	(D)	(D)
752	Automobile parking -----	429 774	71 958	10 252	6
753	Automotive repair shops -----	428 057	82 029	22 847	5
7532	Top, body, and upholstery repair shops and paint shops -----	482 488	76 034	22 792	6
7532 pt.	Top and body repair shops -----	490 342	76 344	22 914	6
7532 pt.	Paint shops -----	392 462	71 859	21 141	5
7538	General automotive repair shops -----	389 848	86 282	21 757	5
7538 pt.	General automotive repair shops, except diesel -----	391 446	87 154	21 780	4
7538 pt.	Diesel repair shops -----	372 375	77 377	21 519	5
7533, 4, 6, 7, 9	Other automotive repair shops -----	409 524	88 604	25 478	5
7533	Automotive exhaust system repair shops -----	240 333	86 520	19 840	3
7534	Tire retreading and repair shops -----	481 333	45 841	20 206	11
7536	Automotive glass replacement shops -----	678 909	124 467	32 617	5
7537	Automotive transmission repair shops -----	332 467	89 054	24 286	4
7539	Automotive repair shops, n.e.c. -----	392 073	91 857	26 114	4
7539 pt.	Radiator repair -----	457 500	81 333	20 111	6
7539 pt.	Brake, front end, and wheel alignment -----	297 417	77 587	22 630	4
7539 pt.	Automotive electrical and fuel system services -----	416 300	94 614	30 273	4
7539 pt.	Other automotive repair shops, n.e.c. -----	425 727	117 075	32 300	4
754	Automotive services, except repair -----	309 596	43 681	14 436	7
7542	Carwashes -----	186 000	34 747	11 484	5
7549	Automotive services, except repair and carwashes -----	362 125	46 278	15 294	8
76	Miscellaneous repair services -----	443 075	68 147	23 171	7
762	Electrical repair shops -----	577 641	72 999	26 034	8
7622	Radio and television repair shops -----	153 583	49 811	13 486	3
7623, 9	Other electrical and electronic repair shops -----	641 250	74 240	26 706	9
7623	Refrigeration and air-conditioning service and repair shops -----	824 000	109 867	34 533	8
7629	Electrical and electronic repair shops, n.e.c. -----	519 417	55 282	22 541	9
763	Watch, clock, and jewelry repair -----	257 444	43 717	11 075	6
764	Reupholstery and furniture repair -----	246 296	57 826	18 174	4
769	Miscellaneous repair and related services -----	407 804	67 018	22 237	6
7692	Welding repair -----	423 071	56 952	21 298	7
7694	Armature rewinding shops -----	537 200	86 645	33 742	6
7699	Repair shops and related services, n.e.c. -----	401 381	67 569	21 912	6
78, 79, 84	Amusement and recreation services, including motion pictures and museums -----	663 081	48 620	13 435	14
781, 2	Motion picture production, distribution, and services -----	407 880	81 576	24 112	5
783	Motion picture theaters -----	(D)	(D)	(D)	(D)
7832	Motion picture theaters, except drive-in -----	(D)	(D)	(D)	(D)
7833	Drive-in motion picture theaters -----	(D)	(D)	(D)	(D)
784	Video tape rental -----	344 987	49 374	9 637	7

See footnotes at end of table.

Table 2a. Selected Ratios for Firms Subject to Federal Income Tax for the State: 1992 — Con.

[Includes only establishments with payroll. For meaning of abbreviations and symbols, see introductory text. For explanation of terms and comparability of 1987 and 1992 censuses, see appendix A]

SIC code	Kind of business or operation	Receipts		Annual payroll per employee ¹ (dollars)	Employees per establishment ¹ (number)
		Per establishment (dollars)	Per employee ¹ (dollars)		
78, 79, 84	Amusement and recreation services, including motion pictures and museums—Con.				
792	Theatrical producers (except motion picture), bands, orchestras, and entertainers -----	468 438	20 464	6 580	23
7922	Theatrical producers (except motion picture) and miscellaneous theatrical services -----	516 667	84 932	18 651	6
7929	Bands, orchestras, actors, and other entertainers and entertainment groups -----	439 500	13 328	5 243	33
793	Bowling centers -----	(D)	(D)	(D)	(D)
79 ex. 792, 3, 84	Commercial sports and other amusement and recreation services, including museums -----	718 390	52 357	15 371	14
794	Commercial sports -----	397 222	123 276	42 414	3
7941	Professional sports clubs, managers, promoters -----	397 222	123 276	42 414	3
7948	Racing, including track operation -----	—	—	—	—
79 ex. 792, 3, 4, 84	Other amusement and recreation services, including museums -----	725 081	52 015	15 241	14
791	Dance studios, schools, and halls -----	155 929	21 614	7 762	7
7991	Physical fitness facilities -----	493 432	40 037	11 458	12
7992	Public golf courses -----	2 641 548	50 207	17 578	53
7993	Coin-operated amusement devices -----	622 763	79 147	15 161	8
7996	Amusement parks -----	4 741 333	43 498	12 846	109
7997	Membership sports and recreation clubs -----	1 700 650	45 472	15 384	37
7999, 84	Amusement and recreation services, including museums, n.e.c. -----	436 297	58 500	15 312	7
7999 pt.	Concession operators of amusement devices and rides -----	650 700	43 966	12 020	15
7999 pt.	Carnivals, circuses, and fairs -----	(D)	(D)	(D)	(D)
7999 pt., 84	Other recreation and amusements, including museums -----	(D)	(D)	(D)	(D)
80	Health services -----	589 160	83 800	37 688	7
801	Offices and clinics of doctors of medicine -----	582 718	101 666	51 112	6
8011 pt.	Offices of doctors of medicine -----	529 042	99 208	46 506	5
8011 pt.	General medical clinics -----	1 746 447	121 425	88 139	14
802	Offices and clinics of dentists -----	343 255	67 845	26 550	5
803	Offices and clinics of doctors of osteopathy -----	(D)	(D)	(D)	(D)
804	Offices and clinics of other health practitioners -----	286 119	86 128	27 572	3
8041	Offices and clinics of chiropractors -----	326 286	95 167	31 613	3
8042	Offices and clinics of optometrists -----	279 263	83 779	19 824	3
8043	Offices and clinics of podiatrists -----	241 938	90 023	22 558	3
8049	Offices and clinics of health practitioners, n.e.c. -----	257 833	78 329	30 418	3
805	Nursing and personal care facilities -----	4 086 900	47 772	21 693	86
8051	Skilled nursing care facilities -----	5 665 300	53 295	24 344	106
8052	Intermediate care facilities -----	3 467 857	38 654	17 524	90
8059	Nursing and personal care facilities, n.e.c. -----	270 000	40 500	11 650	7
806	Hospitals -----	(D)	(D)	(D)	(D)
8062	General medical and surgical hospitals -----	(D)	(D)	(D)	(D)
8063, 9	Specialty hospitals -----	(D)	(D)	(D)	(D)
807, 8, 9	Other health services -----	(D)	(D)	(D)	(D)
807	Medical and dental laboratories -----	1 122 437	79 853	28 682	14
8071	Medical laboratories -----	2 096 030	86 246	29 918	24
8072	Dental laboratories -----	276 947	53 694	23 628	5
808	Home health care services -----	(D)	(D)	(D)	(D)
809	Miscellaneous health and allied services, n.e.c. -----	(D)	(D)	(D)	(D)
8092	Kidney dialysis centers -----	—	—	—	—
8093	Specialty outpatient facilities, n.e.c. -----	518 750	72 104	26 849	7
8099	Health and allied services, n.e.c. -----	(D)	(D)	(D)	(D)
81	Legal services -----	649 852	108 187	42 797	6
823, 4, 9	Selected educational services -----	217 473	39 044	12 913	6
823	Libraries -----	(D)	(D)	(D)	(D)
824	Vocational schools -----	373 750	44 627	17 746	8
829	Schools and educational services, n.e.c. -----	(D)	(D)	(D)	(D)
83	Social services -----	319 486	40 175	16 177	8
835	Child day care services -----	121 548	21 816	9 863	6
832, 3, 6, 9	Other social services -----	451 444	47 323	18 636	10
87 ex. 8733	Engineering, accounting, research, management, and related services (except noncommercial research organizations) -----	830 688	90 832	36 375	9
871	Engineering, architectural, and surveying services -----	1 203 996	104 420	43 531	12
8711	Engineering services -----	1 469 706	104 410	45 409	14
8712	Architectural services -----	943 661	109 081	40 747	9
8713	Surveying services -----	418 720	60 161	30 299	7
872	Accounting, auditing, and bookkeeping services -----	490 157	67 102	26 733	7
873 ex. 8733	Research, development, and testing services (except noncommercial research organizations) -----	661 750	52 015	23 579	13
8731	Commercial physical and biological research -----	(D)	(D)	(D)	(D)
8732	Commercial economic, sociological, and educational research -----	(D)	(D)	(D)	(D)
8734	Testing laboratories -----	579 692	73 882	32 049	8
874	Management and public relations services -----	709 635	97 286	33 947	7
8741	Management services -----	672 980	89 909	36 454	7
8742	Management consulting services -----	311 358	83 798	30 758	4
8743	Public relations services -----	(D)	(D)	(D)	(D)
8744	Facilities support management services -----	(D)	(D)	(D)	(D)
8748	Business consulting services, n.e.c. -----	442 717	131 387	39 510	3
89	Services, n.e.c. -----	533 080	86 539	33 227	6

¹Based on number of employees for pay period including March 12.

Table 2b. Selected Ratios for Firms Exempt From Federal Income Tax for the State: 1992

[Includes only establishments with payroll. For meaning of abbreviations and symbols, see introductory text. For explanation of terms and comparability of 1987 and 1992 censuses, see appendix A]

SIC code	Kind of business or operation	Revenue		Expenses		Annual payroll per employee ¹ (dollars)	Employees per establishment ¹ (number)
		Per establishment (dollars)	Per employee ¹ (dollars)	Per establishment (dollars)	Per employee ¹ (dollars)		
	Total	2 016 547	55 507	1 877 637	51 684	24 635	36
7032, 704	Camps and membership lodging	(D)	(D)	(D)	(D)	(D)	(D)
792, 7991 pt., 7997, 7999 pt., 84	Selected amusement, recreation, and related services	1 889 136	39 260	1 888 305	39 243	14 993	48
8011 pt.; 8021 pt.; 805, 6, 8, 9	Selected health services	13 778 048	61 769	13 021 705	58 378	29 953	223
8011 pt., 8021 pt., 805	Clinics of doctors of medicine and dentists	(D)	(D)	(D)	(D)	(D)	(D)
	Nursing and personal care facilities	(D)	(D)	(D)	(D)	(D)	(D)
806	Hospitals	45 985 741	63 731	44 305 667	61 403	31 001	722
8062	General medical and surgical hospitals	54 336 579	65 858	52 966 211	64 197	31 786	825
8063, 9	Specialty hospitals	26 152 500	54 971	23 736 875	49 894	27 767	476
808, 9	Other health services	974 293	43 897	899 244	40 515	23 503	22
8111 pt.	Legal aid societies and similar legal services	(D)	(D)	(D)	(D)	(D)	(D)
823, 4, 9	Selected educational services	381 765	47 143	336 059	41 499	15 363	8
83	Social services	546 566	34 323	461 483	28 980	13 830	16
835	Child day care services	229 833	20 384	219 033	19 426	11 074	11
832, 3, 6, 9	Other social services	672 421	37 837	557 821	31 388	14 525	18
832	Individual and family social services	550 913	30 792	534 652	29 883	14 524	18
833	Job training and vocational rehabilitation services	894 600	21 905	815 520	19 969	10 758	41
836	Residential care	781 096	44 881	574 154	32 990	15 015	17
839	Social services, n.e.c.	736 356	65 908	510 759	45 716	18 027	11
861, 2, 4, 9	Selected membership organizations	538 501	59 563	467 102	51 666	15 818	9
861	Business associations	602 583	98 381	581 264	94 900	26 420	6
864	Civic, social, and fraternal associations	522 371	45 710	423 371	37 047	12 369	11
862, 9	Other membership organizations	519 221	90 248	470 532	81 786	22 528	6
873, 4 ex. 8744	Research, testing, and consulting services, except facilities support management services	2 345 343	92 859	2 295 343	90 879	31 415	25
873	Research, development, and testing services	2 920 111	92 106	2 874 370	90 664	31 377	32
874 ex. 8744	Management and public relations services, except facilities support management services	405 500	115 857	341 125	97 464	32 571	4

¹Based on number of employees for pay period including March 12.

Table 3a. Comparative Statistics for Firms Subject to Federal Income Tax for the State: 1992 and 1987

[Includes only establishments with payroll. For meaning of abbreviations and symbols, see introductory text. For explanation of terms and comparability of 1987 and 1992 censuses, see appendix A]

SIC code	Kind of business or operation	Establishments		Receipts			Annual payroll			Paid employees for pay period including March 12	
		1992 (number)	1987 (number)	1992 (\$1,000)	1987 (\$1,000)	Percent change 1987 to 1992	1992 (\$1,000)	1987 (\$1,000)	Percent change 1987 to 1992	1992 (number)	1987 (number)
	Total	8 468	7 458	7 290 719	4 455 953	63.6	2 654 278	1 499 500	77.0	117 965	91 673
70 ex. 704	Hotels, rooming houses, camps, and other lodging places (except membership lodging)	267	237	2 248 082	1 562 043	43.9	761 453	436 081	74.6	41 038	31 600
7011	Hotels and motels	256	229	2 245 858	1 560 833	43.9	760 906	435 733	74.6	41 000	31 561
7011 pt.	Hotels	226	196	2 233 841	1 539 940	45.1	758 533	430 648	76.1	40 792	31 099
7011 pt.	Hotels, 25 guestrooms or more	211	175	2 230 571	1 536 711	45.2	757 604	429 804	76.3	40 727	30 995
7011 pt.	Hotels, less than 25 guestrooms	15	21	3 270	3 229	1.3	929	844	10.1	65	104
7011 pt.	Motels, motor hotels, and tourist courts	30	33	12 017	20 893	-42.5	2 373	5 085	-53.3	208	462
7011 pt.	Motels, tourist courts	29	33	(D)	20 893	(D)	(D)	5 085	(D)	CC	462
7011 pt.	Motor hotels	1	-	(D)	-	(D)	(D)	-	(D)	AA	-
702, 3	Other lodging places	11	8	2 224	1 210	83.8	547	348	57.2	38	39
702	Rooming and boarding houses	10	6	(D)	(D)	(D)	(D)	(D)	(D)	BB	BB
703	Camps and recreational vehicle parks	1	2	(D)	(D)	(D)	(D)	(D)	(D)	AA	AA

SERVICE INDUSTRIES—GEOGRAPHIC AREA SERIES

HAWAII HI-15

Table 3a. Comparative Statistics for Firms Subject to Federal Income Tax for the State: 1992 and 1987 — Con.

[Includes only establishments with payroll. For meaning of abbreviations and symbols, see introductory text. For explanation of terms and comparability of 1987 and 1992 censuses, see appendix A]

SIC code	Kind of business or operation	Establishments		Receipts			Annual payroll			Paid employees for pay period including March 12	
		1992 (number)	1987 (number)	1992 (\$1,000)	1987 (\$1,000)	Percent change 1987 to 1992	1992 (\$1,000)	1987 (\$1,000)	Percent change 1987 to 1992	1992 (number)	1987 (number)
72	Personal services -----	746	699	221 769	145 045	52.9	80 605	52 275	54.2	6 369	5 497
721	Laundry, cleaning, and garment services ---	150	118	91 366	55 574	64.4	33 654	19 644	71.3	2 251	1 887
7211	Power laundries, family and commercial* ---	7	7	10 901	3 848	183.3	4 462	1 466	204.4	295	216
7213	Linen supply* -----	7	8	36 839	28 192	30.7	14 799	11 281	31.2	802	884
7215	Coin-operated laundries and drycleaning ---	36	35	8 992	6 001	49.8	1 654	1 047	58.0	149	126
7216	Drycleaning plants, except rug cleaning* ---	37	29	21 141	12 599	67.8	9 017	4 452	102.5	651	495
7217	Carpet and upholstery cleaning -----	34	21	7 192	2 403	199.3	1 772	705	151.3	186	79
7218	Industrial laundriers* -----	2	2	(D)	(D)	(D)	(D)	(D)	(D)	BB	BB
7212, 9	Other laundry, cleaning, and garment services* -----	27	16	(D)	(D)	(D)	(D)	(D)	(D)	CC	BB
722	Photographic studios, portrait -----	56	44	16 135	9 146	76.4	3 744	2 195	70.6	384	301
723, 4	Beauty and barber shops -----	405	430	65 056	47 711	36.4	27 934	20 893	33.7	2 125	2 052
723	Beauty shops -----	369	382	58 774	43 785	34.2	24 585	18 829	30.6	1 955	1 845
724	Barber shops -----	36	48	6 282	3 926	60.0	3 349	2 064	62.3	170	207
725	Shoe repair shops and shoeshine parlors ---	7	12	827	965	-14.3	266	272	-2.2	20	22
726	Funeral service and crematories -----	26	23	14 995	15 119	-8	4 744	3 839	23.6	285	307
729	Miscellaneous personal services -----	102	72	33 390	16 530	102.0	10 263	5 432	88.9	1 304	928
7291	Tax return preparation services -----	31	30	7 197	5 367	34.1	3 199	2 075	54.2	682	559
7299	Miscellaneous personal services, n.e.c. ---	71	42	26 193	11 163	134.6	7 064	3 357	110.4	622	369
73	Business services -----	1 348	1 056	768 486	456 740	68.3	324 394	185 555	74.8	20 800	15 421
731	Advertising -----	78	64	42 582	29 781	43.0	18 868	14 949	26.2	544	616
7311	Advertising agencies -----	65	52	40 310	28 535	41.3	17 975	14 530	23.7	512	585
7312	Outdoor advertising services -----	—	—	—	—	—	—	—	—	—	—
7313	Radio, television, publishers' advertising representatives -----	8	5	1 262	753	67.6	695	196	254.6	19	12
7319	Advertising, n.e.c. -----	5	7	1 010	852	18.5	198	256	-22.7	13	19
732	Consumer credit reporting agencies, mercantile reporting agencies, and adjustment and collection agencies -----	31	30	15 785	11 405	38.4	5 450	4 515	20.7	285	297
7322	Adjustment and collection services -----	24	24	7 793	5 601	39.1	3 706	2 897	27.9	190	197
7323	Credit reporting services -----	7	6	7 992	5 804	37.7	1 744	1 618	7.8	95	100
733	Mailing, reproduction, commercial art and photography, and stenographic services ---	148	141	65 183	41 287	57.9	19 169	11 913	60.9	1 204	1 100
7331	Direct mail advertising services -----	6	6	2 741	1 653	65.8	874	652	34.0	54	43
7334	Photocopying and duplicating services ---	32	22	23 228	10 562	119.9	6 879	2 609	163.7	441	235
7335, 6	Commercial photography, art, and graphics -----	82	83	29 300	24 345	20.4	7 888	7 184	9.8	577	650
7335	Commercial photography -----	30	30	13 703	12 722	7.7	3 702	3 967	-6.7	362	423
7336	Commercial art and graphic design ---	52	53	15 597	11 623	34.2	4 186	3 217	30.1	215	227
7338	Secretarial and court reporting services ---	28	30	9 914	4 727	109.7	3 528	1 468	140.3	132	172
734	Services to dwellings and other buildings ---	316	255	119 216	77 069	54.7	55 799	34 691	60.8	4 696	3 763
7342	Disinfecting and pest control services ---	59	56	34 119	24 375	40.0	13 120	8 662	51.5	622	538
7349	Building cleaning and maintenance services, n.e.c. -----	257	199	85 097	52 694	61.5	42 679	26 029	64.0	4 074	3 225
735	Miscellaneous equipment rental and leasing -----	141	91	89 713	37 189	141.2	21 641	9 737	122.3	853	530
7352	Medical equipment rental and leasing ---	6	3	11 144	4 271	160.9	2 078	639	225.2	84	35
7353	Heavy construction equipment rental and leasing -----	32	22	20 462	10 988	86.2	6 482	3 466	87.0	177	122
7359	Equipment rental and leasing, n.e.c. ---	103	66	58 107	25 281	129.8	13 081	6 143	112.9	592	401
736	Personnel supply services -----	99	68	109 424	45 647	139.7	73 097	30 987	135.9	5 491	3 292
7361	Employment agencies -----	41	36	13 850	7 288	90.0	7 251	3 713	95.3	917	519
7363	Help supply services -----	58	32	95 574	38 359	149.2	65 846	27 274	141.4	4 574	2 773
737	Computer programming, data processing, and other computer related services -----	165	117	112 965	70 509	60.2	40 903	24 577	66.4	1 370	1 066
7371, 2, 3	Computer programming, prepackaged software, and integrated systems -----	79	47	47 250	22 696	108.2	18 285	8 370	118.5	481	302
7371	Computer programming services -----	51	30	31 777	14 966	112.3	14 014	6 321	121.7	357	224
7372	Prepackaged software -----	14	6	6 608	4 284	54.2	1 419	1 077	31.8	35	30
7373	Computer integrated systems -----	14	11	8 865	3 446	157.3	2 852	972	193.4	89	48
7374, 5, 6	Data processing services -----	39	36	46 858	35 586	31.7	17 397	11 651	49.3	703	600
7374, 5	Computer processing, information retrieval -----	35	33	37 328	(D)	(D)	12 262	(D)	(D)	540	FF
7376	Computer facilities management services -----	4	3	9 530	(D)	(D)	5 135	(D)	(D)	163	BB
7377, 8, 9	Computer rental and leasing, maintenance, and related services, n.e.c. -----	47	34	18 857	16 381	15.1	5 221	5 156	1.3	186	188
7377	Computer rental and leasing -----	4	3	1 266	1 356	-6.6	288	341	-15.5	13	15
7378	Computer maintenance and repair -----	23	18	11 152	12 866	-13.3	2 877	4 047	-28.9	111	153
7379	Computer related services, n.e.c. ---	20	13	6 439	3 209	100.7	2 056	1 414	45.4	62	51
738	Miscellaneous business services -----	370	290	213 618	143 853	48.5	89 467	54 186	65.1	6 357	4 757
7381, 2	Detective agencies and protective services -----	62	48	93 704	47 619	96.8	57 818	28 264	104.6	4 561	2 994
7381	Detective, guard, and armored car services -----	51	39	81 463	40 174	102.8	53 336	25 675	107.7	4 378	2 864
7382	Security systems services -----	11	9	12 241	7 445	64.4	4 482	2 589	73.1	183	130
7383	News syndicates -----	6	4	2 490	1 253	98.7	731	411	77.9	26	21
7384	Photofinishing laboratories* -----	80	57	38 602	31 041	24.4	9 256	7 953	16.4	598	585
7389	Business services, n.e.c. -----	222	181	78 822	63 940	23.3	21 662	17 558	23.4	1 172	1 157
7389 pt.	Sign painting shops -----	11	7	1 889	766	146.6	536	127	322.0	27	10
7389 pt.	Interior designing -----	33	20	18 813	7 653	145.8	4 474	1 307	242.3	132	70
7389 pt.	Telephone answering services -----	15	16	4 111	3 029	35.7	1 650	1 119	47.5	113	115
7389 pt.	Other business services -----	163	138	54 009	49 728	8.6	15 002	13 911	7.8	900	906

Table 3a. Comparative Statistics for Firms Subject to Federal Income Tax for the State: 1992 and 1987 – Con.

[Includes only establishments with payroll. For meaning of abbreviations and symbols, see introductory text. For explanation of terms and comparability of 1987 and 1992 censuses, see appendix A]

SIC code	Kind of business or operation	Establishments		Receipts			Annual payroll			Paid employees for pay period including March 12	
		1992 (number)	1987 (number)	1992 (\$1,000)	1987 (\$1,000)	Percent change 1987 to 1992	1992 (\$1,000)	1987 (\$1,000)	Percent change 1987 to 1992	1992 (number)	1987 (number)
75	Automotive repair, services, and parking	720	653	598 685	416 441	43.8	108 434	85 778	26.4	5 782	5 890
751	Automotive rental and leasing, without drivers	82	101	332 086	243 266	36.5	41 800	41 390	1.0	2 236	2 471
7513	Truck rental and leasing, without drivers	11	15	(D)	4 036	(D)	(D)	949	(D)	BB	84
7514, 5	Passenger car rental and leasing	68	86	321 903	239 230	34.6	39 782	40 441	-1.6	2 164	2 387
7519	Utility trailer and recreational vehicle rental	3	-	(D)	-	(D)	(D)	-	(D)	BB	-
752	Automobile parking	146	113	62 747	32 540	92.8	8 940	4 868	83.6	872	778
753	Automotive repair shops	435	401	186 205	127 000	46.6	51 862	35 037	48.0	2 270	2 297
7532	Top, body, and upholstery repair shops and paint shops	162	170	78 163	60 335	29.5	23 430	17 721	32.2	1 028	1 109
7532 pt.	Top and body repair shops	149	147	73 061	54 204	34.8	21 929	15 837	38.5	957	944
7532 pt.	Paint shops	13	23	5 102	6 131	-16.8	1 501	1 884	-20.3	71	165
7538	General automotive repair shops	191	149	74 461	43 730	70.3	18 776	10 919	72.0	863	747
7538 pt.	General automotive repair shops, except diesel	175	141	68 503	41 286	65.9	17 119	10 148	68.7	786	713
7538 pt.	Diesel repair shops	16	8	5 958	2 444	143.8	1 657	771	114.9	77	34
7533, 4, 6, 7, 9	Other automotive repair shops	82	82	33 581	28 181	19.2	9 656	7 660	26.1	379	513
7533	Automotive exhaust system repair shops	9	15	2 163	1 334	62.1	496	290	71.0	25	27
7534	Tire retreading and repair shops	6	7	2 888	4 128	-30.0	1 273	1 675	-24.0	63	144
7536	Automotive glass replacement shops	11	14	7 468	4 575	63.2	1 957	1 164	68.1	60	75
7537	Automotive transmission repair shops	15	18	4 987	3 568	39.8	1 360	904	50.4	56	62
7539	Automotive repair shops, n.e.c.	41	28	16 075	9 330	72.3	4 570	2 365	93.2	175	133
7539 pt.	Radiator repair	8	8	3 660	3 310	10.6	905	821	10.2	45	49
7539 pt.	Brake, front end, and wheel alignment	12	12	3 569	(D)	(D)	1 041	(D)	(D)	46	BB
7539 pt.	Automotive electrical and fuel system services	10	6	4 163	2 405	73.1	1 332	676	97.0	44	31
7539 pt.	Other automotive repair shops, n.e.c.	11	2	4 683	(D)	(D)	1 292	(D)	(D)	40	AA
754	Automotive services, except repair	57	38	17 647	13 635	29.4	5 832	4 483	30.1	404	344
7542	Carwashes	17	12	3 162	1 293	144.5	1 045	320	226.6	91	41
7549	Automotive services, except repair and carwashes	40	26	14 485	12 342	17.4	4 787	4 163	15.0	313	303
76	Miscellaneous repair services	281	255	124 504	72 490	71.8	42 333	22 045	92.0	1 827	1 313
762	Electrical repair shops	92	83	53 143	33 966	56.5	18 953	9 644	96.5	728	461
7622	Radio and television repair shops	12	14	1 843	3 128	-41.1	499	573	-12.9	37	52
7623, 9	Other electrical and electronic repair shops	80	69	51 300	30 838	66.4	18 454	9 071	103.4	691	409
7623	Refrigeration and air-conditioning service and repair shops	32	22	26 368	12 405	112.6	8 288	3 826	116.6	240	159
7629	Electrical and electronic repair shops, n.e.c.	48	47	24 932	18 433	35.3	10 166	5 245	93.8	451	250
763	Watch, clock, and jewelry repair	9	9	2 317	1 048	121.1	587	358	64.0	53	40
764	Reupholstery and furniture repair	27	31	6 650	6 541	1.7	2 090	2 105	-7	115	166
769	Miscellaneous repair and related services	153	132	62 394	35 255	77.0	20 703	11 141	85.8	931	691
7692	Welding repair	14	12	5 923	2 822	109.9	2 215	1 019	117.4	104	49
7694	Armature rewinding shops	5	10	2 686	2 798	-4.0	1 046	908	15.2	31	43
7699	Repair shops and related services, n.e.c.	134	110	53 785	29 635	81.5	17 442	9 214	89.3	796	599
78, 79, 84	Amusement and recreation services, including motion pictures and museums	688	532	456 200	229 608	98.7	126 059	58 220	116.5	9 383	5 778
781, 2	Motion picture production, distribution, and services	50	25	20 394	10 177	100.4	6 028	2 394	151.8	250	136
783	Motion picture theaters	34	35	(D)	(D)	(D)	(D)	(D)	(D)	FF	FF
7832	Motion picture theaters, except drive-in	32	33	(D)	(D)	(D)	(D)	(D)	(D)	FF	EE
7833	Drive-in motion picture theaters	2	2	(D)	(D)	(D)	(D)	(D)	(D)	BB	BB
784	Video tape rental	78	78	26 909	12 319	118.4	5 252	2 456	113.8	545	376
792	Theatrical producers (except motion picture), bands, orchestras, and entertainers	64	57	29 980	21 468	39.6	9 639	7 128	35.2	1 465	693
7922	Theatrical producers (except motion picture) and miscellaneous theatrical services	24	19	12 400	8 667	43.1	2 723	2 351	15.8	146	174
7929	Bands, orchestras, actors, and other entertainers and entertainment groups	40	38	17 580	12 801	37.3	6 916	4 777	44.8	1 319	519
793	Bowling centers	21	19	(D)	(D)	(D)	(D)	(D)	(D)	EE	EE
79 ex. 792, 3, 84	Commercial sports and other amusement and recreation services, including museums	441	318	316 810	145 327	118.0	93 009	39 115	137.8	6 051	3 622
794	Commercial sports	9	7	3 575	2 768	29.2	1 230	483	154.7	29	21
7941	Professional sports clubs, managers, promoters	9	4	3 575	(D)	(D)	1 230	(D)	(D)	29	AA
7948	Racing, including track operation	-	3	(D)	(D)	(D)	-	(D)	(D)	-	AA
79 ex. 792, 3, 4, 84	Other amusement and recreation services, including museums	432	311	313 235	142 559	119.7	91 779	38 632	137.6	6 022	3 601
791	Dance studios, schools, and halls	14	16	2 183	1 619	34.8	784	591	32.7	101	86
7991	Physical fitness facilities	37	27	18 257	8 483	115.2	5 225	2 147	143.4	456	371
7992	Public golf courses	31	17	81 888	38 253	114.1	28 669	12 620	127.2	1 631	798
7993	Coin-operated amusement devices	38	38	23 665	12 239	93.4	4 533	2 184	107.6	299	225
7996	Amusement parks	6	4	28 448	16 286	74.7	8 401	4 853	73.1	654	438
7997	Membership sports and recreation clubs	20	20	34 013	16 510	106.0	11 507	4 455	158.3	748	425
7999, 84	Amusement and recreation services, including museums, n.e.c.	286	189	124 781	54 417	129.3	32 660	13 131	148.7	2 133	1 364

Table 3a. Comparative Statistics for Firms Subject to Federal Income Tax for the State: 1992 and 1987 — Con.

[Includes only establishments with payroll. For meaning of abbreviations and symbols, see introductory text. For explanation of terms and comparability of 1987 and 1992 censuses, see appendix A]

SIC code	Kind of business or operation	Establishments		Receipts			Annual payroll			Paid employees for pay period including March 12	
		1992 (number)	1987 (number)	1992 (\$1,000)	1987 (\$1,000)	Percent change 1987 to 1992	1992 (\$1,000)	1987 (\$1,000)	Percent change 1987 to 1992	1992 (number)	1987 (number)
80	Health services	2 225	1 981	1 310 880	742 548	76.5	589 555	311 934	89.0	15 643	12 755
801	Offices and clinics of doctors of medicine ..	1 066	1 029	621 177	396 366	56.7	312 296	178 913	74.6	6 110	5 152
8011 pt.	Offices of doctors of medicine	1 019	988	539 094	356 226	51.3	252 714	153 521	64.6	5 434	4 547
8011 pt.	General medical clinics	47	41	82 083	40 140	104.5	59 582	25 392	134.6	676	605
802	Offices and clinics of dentists	640	580	219 683	142 866	53.8	85 968	56 317	52.7	3 238	2 846
803	Offices and clinics of doctors of osteopathy	11	9	(D)	1 213	(D)	(D)	465	(D)	BB	21
804	Offices and clinics of other health practitioners	354	242	101 286	42 721	137.1	32 425	13 526	139.7	1 176	654
8041	Offices and clinics of chiropractors	119	89	38 828	17 514	121.7	12 898	5 645	128.5	408	215
8042	Offices and clinics of optometrists	99	76	27 647	14 746	87.5	6 542	3 306	97.9	330	229
8043	Offices and clinics of podiatrists	16	12	3 871	1 373	181.9	970	405	139.5	43	25
8049	Offices and clinics of health practitioners, n.e.c.	120	65	30 940	9 088	240.4	12 015	4 170	188.1	395	185
805	Nursing and personal care facilities	20	17	81 738	(D)	(D)	37 116	(D)	(D)	1 711	GG
8051	Skilled nursing care facilities	10	8	56 653	26 781	111.5	25 878	13 542	91.1	1 063	1 092
8052	Intermediate care facilities	7	8	24 275	(D)	(D)	11 005	(D)	(D)	628	EE
8059	Nursing and personal care facilities, n.e.c.	3	1	810	(D)	(D)	233	(D)	(D)	20	AA
806	Hospitals	2	2	(D)	(D)	(D)	(D)	(D)	(D)	GG	GG
807, 8, 9	Other health services	132	102	(D)	61 214	(D)	(D)	24 809	(D)	GG	1 317
807	Medical and dental laboratories	71	65	79 693	40 602	96.3	28 625	15 226	88.0	998	807
8071	Medical laboratories	33	24	69 169	32 466	113.1	23 994	11 966	100.5	802	607
8072	Dental laboratories	38	41	10 524	8 136	29.4	4 631	3 260	42.1	196	200
808	Home health care services	5	3	(D)	(D)	(D)	(D)	(D)	(D)	BB	EE
809	Miscellaneous health and allied services, n.e.c.	56	34	(D)	(D)	(D)	(D)	(D)	(D)	EE	CC
8092	Kidney dialysis centers	—	—	—	—	—	—	—	—	—	—
8093	Specialty outpatient facilities, n.e.c.	36	29	18 675	9 004	107.4	6 954	4 180	66.4	259	135
8099	Health and allied services, n.e.c.	20	5	(D)	(D)	(D)	(D)	(D)	(D)	CC	BB
81	Legal services	741	721	481 540	315 500	52.6	190 489	135 884	40.2	4 451	4 120
823, 4, 9	Selected educational services	93	62	20 225	11 829	71.0	6 689	4 256	57.2	518	359
823	Libraries	1	1	(D)	(D)	(D)	(D)	(D)	(D)	AA	AA
824	Vocational schools	16	14	5 980	(D)	(D)	2 378	(D)	(D)	134	CC
829	Schools and educational services, n.e.c.	76	47	(D)	6 442	(D)	(D)	2 072	(D)	EE	225
83	Social services	105	90	33 546	19 319	73.6	13 508	8 932	51.2	835	804
835	Child day care services	42	32	5 105	3 049	67.4	2 308	1 316	75.4	234	225
832, 3, 6, 9	Other social services	63	58	28 441	16 270	74.8	11 200	7 616	47.1	601	579
87 ex. 8733	Engineering, accounting, research, management, and related services (except noncommercial research organizations) ..	1 204	1 099	1 000 148	473 389	111.3	400 525	194 468	106.0	11 011	7 889
871	Engineering, architectural, and surveying services	479	409	576 714	281 543	104.8	240 420	116 085	107.1	5 523	3 879
8711	Engineering services	262	217	385 063	175 599	119.3	167 467	76 086	120.1	3 688	2 552
8712	Architectural services	192	171	181 183	100 986	79.4	67 681	37 444	80.8	1 661	1 185
8713	Surveying services	25	21	10 468	4 958	111.1	5 272	2 555	106.3	174	142
872	Accounting, auditing, and bookkeeping services	407	386	199 494	111 178	79.4	79 478	47 484	67.4	2 973	2 438
873 ex. 8733	Research, development, and testing services (except noncommercial research organizations)	36	35	23 823	11 485	107.4	10 799	4 384	146.3	458	287
8731	Commercial physical and biological research	12	11	(D)	3 928	(D)	(D)	1 699	(D)	CC	84
8732	Commercial economic, sociological, and educational research	11	17	(D)	3 538	(D)	(D)	1 559	(D)	CC	155
8734	Testing laboratories	13	7	7 536	4 019	87.5	3 269	1 126	190.3	102	48
874	Management and public relations services ..	282	269	200 117	69 183	189.3	69 828	26 515	163.4	2 057	1 285
8741	Management services	101	90	67 971	29 498	130.4	27 559	12 471	121.0	756	606
8742	Management consulting services	109	118	33 938	19 792	71.5	12 457	7 260	71.6	405	329
8743	Public relations services	19	15	(D)	(D)	(D)	(D)	(D)	(D)	CC	BB
8744	Facilities support management services ..	7	3	(D)	(D)	(D)	(D)	(D)	(D)	FF	CC
8748	Business consulting services, n.e.c.	46	43	20 365	12 265	66.0	6 124	3 412	79.5	155	159
89	Services, n.e.c.	50	73	26 654	11 001	142.3	10 234	4 072	151.3	308	247

Table 3b. Comparative Statistics for Firms Exempt From Federal Income Tax for the State: 1992 and 1987

[Includes only establishments with payroll. For meaning of abbreviations and symbols, see introductory text. For explanation of terms and comparability of 1987 and 1992 censuses, see appendix A]

SIC code	Kind of business or operation	Establishments		Expenses			Annual payroll			Paid employees for pay period including March 12	
		1992 (number)	1987 (number)	1992 (\$1,000)	1987 (\$1,000)	Percent change 1987 to 1992	1992 (\$1,000)	1987 (\$1,000)	Percent change 1987 to 1992	1992 (number)	1987 (number)
	Total -----	1 032	998	1 937 721	1 155 012	67.8	923 630	521 108	77.2	37 492	28 541
7032, 704	Camps and membership lodging -----	1	3	(D)	(D)	(D)	(D)	(D)	(D)	AA	AA
792, 7991 pt., 7997, 7999 pt., 84	Selected amusement, recreation, and related services -----	59	54	111 410	70 590	57.8	42 565	26 439	61.0	2 839	2 517
792	Theatrical producers (except motion picture), bands, orchestras, and entertainers -----	13	11	48 183	(D)	(D)	17 337	(D)	(D)	1 270	GG
7991 pt., 7997	Gymnasiums, athletic clubs, and membership sports and recreation clubs -----	13	14	25 574	(D)	(D)	8 737	(D)	(D)	546	EE
7999 pt. 84	Fairs -----	1	1	(D)	(D)	(D)	(D)	(D)	(D)	AA	AA
	Museums, art galleries, and botanical and zoological gardens -----	32	28	(D)	16 750	(D)	(D)	7 927	(D)	GG	600
8011 pt.; 8021 pt.; 805, 6, 8, 9	Selected health services -----	105	91	1 367 279	819 786	66.8	701 520	394 417	77.9	23 421	17 691
8011 pt., 8021 pt.	Clinics of doctors of medicine and dentists -----	25	26	(D)	84 686	(D)	(D)	28 388	(D)	GG	1 407
805	Nursing and personal care facilities -----	12	11	(D)	28 389	(D)	(D)	14 169	(D)	FF	996
806	Hospitals -----	27	25	1 196 253	690 790	73.2	603 959	344 773	75.2	19 482	14 730
808, 9	Other health services -----	41	29	36 869	15 921	131.6	21 388	7 087	201.8	910	558
808	Home health care services -----	10	4	11 347	2 438	365.4	7 762	1 291	501.2	370	60
809	Miscellaneous health and allied services, n.e.c. -----	31	25	25 522	13 483	89.3	13 626	5 796	135.1	540	498
8111 pt.	Legal aid societies and similar legal services -----	16	10	(D)	(D)	(D)	(D)	(D)	(D)	CC	BB
823, 4, 9	Selected educational services -----	51	43	17 139	(D)	(D)	6 345	(D)	(D)	413	EE
83	Social services -----	422	320	194 746	102 323	90.3	92 937	44 800	107.4	6 720	4 345
835	Child day care services -----	120	89	26 284	15 085	74.2	14 983	8 429	77.8	1 353	999
832, 3, 6, 9	Other social services -----	302	231	168 462	87 238	93.1	77 954	36 371	114.3	5 367	3 346
861, 2, 4, 9	Selected membership organizations -----	343	452	160 216	96 263	66.4	49 053	32 385	51.5	3 101	2 766
861	Business associations -----	72	66	41 851	22 658	84.7	11 651	7 225	61.3	441	384
864	Civic, social, and fraternal associations -----	194	319	82 134	62 177	32.1	27 422	21 089	30.0	2 217	2 115
862, 9	Other membership organizations -----	77	67	36 231	11 428	217.0	9 980	4 071	145.1	443	267
873, 4 ex. 8744	Research, testing, and consulting services, except facilities support management services -----	35	25	80 337	56 707	41.7	27 771	18 904	46.9	884	886
873	Research, development, and testing services -----	27	23	77 608	(D)	(D)	26 859	(D)	(D)	856	FF
8731	Commercial physical and biological research -----	2	2	(D)	(D)	(D)	(D)	(D)	(D)	AA	AA
8732	Commercial economic, sociological, and educational research -----	4	4	(D)	(D)	(D)	(D)	(D)	(D)	BB	AA
8733	Noncommercial research organizations -----	20	17	73 788	55 027	34.1	25 006	18 169	37.6	789	851
8734	Testing laboratories -----	1	-	(D)	-	(D)	(D)	-	(D)	AA	-
874 ex. 8744	Management and public relations services, except facilities support management services -----	8	2	2 729	(D)	(D)	912	(D)	(D)	28	AA

Table 4. **Summary Statistics for Firms Subject to Federal Income Tax for Counties and for**

[Includes only establishments with payroll. For meaning of abbreviations and symbols, see introductory text. For explanation of terms and comparability of 1987 and 1992 censuses, see

Line number	Geographic area	Establishments (number)	Receipts (\$1,000)	Annual payroll (\$1,000)	First-quarter payroll (\$1,000)	Paid employees for pay period including March 12 (number)	Selected kind-of-business or operation groups							
							Hotels, rooming houses, camps, and other lodging places (except membership lodging) (SIC 70 ex. 704)		Personal services (SIC 72)		Business services (SIC 73)		Automotive repair, services, and parking (SIC 75)	
							Number	Receipts (\$1,000)	Number	Receipts (\$1,000)	Number	Receipts (\$1,000)	Number	Receipts (\$1,000)
1	Hawaii ▲	8 468	7 290 719	2 654 278	617 437	117 965	267	2 248 082	746	221 769	1 348	768 486	720	598 685
2	Hawaii County	974	651 105	232 343	57 270	12 336	37	(D)	84	15 151	124	42 811	92	63 494
3	Captain Cook	3	(D)	(D)	(D)	AA			1	(D)	1	(D)		
4	Hawaiian Beaches ▲	—	—	—	—	—	—	—	—	—	—	—	—	—
5	Hawaiian Paradise Park ▲	—	—	—	—	—	—	—	—	—	—	—	—	—
6	Hilo	430	204 396	71 699	16 830	3 868	9	(D)	36	9 258	44	20 187	50	31 960
7	Holualoa	1	(D)	(D)	(D)	AA			1	(D)				
8	Kailua (Hawaii County)	252	149 521	44 394	10 845	2 227	10	38 422	21	2 950	42	15 257	27	25 900
9	Kalaoa ▲	—	—	—	—	—	—	—	—	—	—	—	—	—
10	Mountain View	1	(D)	(D)	(D)	AA			—	—	—	—	—	—
11	Waimea	1	(D)	(D)	(D)	AA			—	—	—	—	—	—
12	Balance of county	286	296 278	116 076	29 550	6 223	18	(D)	25	(D)	37	(D)	15	5 634
13	Honolulu County ▲	6 248	5 368 982	1 944 260	443 438	81 084	135	(D)	550	183 840	1 018	653 629	527	410 909
14	Ahimanu	—	—	—	—	—	—	—	—	—	—	—	—	—
15	Aiea	288	165 156	61 945	13 762	2 720	3	3 906	43	9 669	44	27 027	21	12 768
16	Aliamano ▲	—	—	—	—	—	—	—	—	—	—	—	—	—
17	Ewa Beach	51	38 564	11 674	2 703	569	—	—	1	(D)	13	2 967	5	2 577
18	Ewa Villages ▲	—	—	—	—	—	—	—	—	—	—	—	—	—
19	Fort Shafter ▲	1	(D)	(D)	(D)	AA			1	(D)				
20	Halawa ▲	—	—	—	—	—	—	—	—	—	—	—	—	—
21	Hauula	4	333	78	14	17	—	—	1	(D)	1	(D)	—	—
22	Heeia	3	(D)	(D)	(D)	AA			1	(D)				
23	Hickam Housing	—	—	—	—	—	—	—	—	—	—	—	—	—
24	Honolulu	4 797	4 559 049	1 653 016	375 486	67 606	123	1 236 343	361	140 506	778	550 563	397	351 924
25	Iroquois Point	—	—	—	—	—	—	—	—	—	—	—	—	—
26	Kahaluu	1	(D)	(D)	(D)	AA			—	—	—	—	—	—
27	Kailua (Honolulu County)	259	98 330	40 803	9 197	1 400	1	(D)	26	5 732	39	8 286	12	3 464
28	Kaneohe	226	81 928	29 787	7 193	1 623	1	(D)	31	8 186	39	11 262	21	5 169
29	Kaneohe Station ▲	1	(D)	(D)	(D)	AA			—	—	—	(D)	—	—
30	Lae	7	6 367	1 956	430	103	2	(D)	1	(D)	2	(D)	1	(D)
31	Mali	1	(D)	(D)	(D)	AA			—	—	—	—	—	—
32	Makaha	2	(D)	(D)	(D)	AA			1	(D)	—	—	—	—
33	Makakilo City	8	1 037	313	92	25	—	—	1	(D)	3	(D)	—	—
34	Maunawili	—	—	—	—	—	—	—	—	—	—	—	—	—
35	Milliani Town	65	28 210	9 824	2 270	475	—	—	12	2 094	13	2 206	1	(D)
36	Nanakuli	2	(D)	(D)	(D)	AA			—	—	—	—	—	—
37	Pearl City	118	65 224	27 556	6 389	1 553	—	—	17	7 716	23	15 168	18	8 595
38	Pupukea ▲	—	—	—	—	—	—	—	—	—	—	—	—	—
39	Schofield Barracks	5	3 814	1 783	528	75	—	—	2	(D)	—	—	—	—
40	Village Park ▲	—	—	—	—	—	—	—	—	—	—	—	—	—
41	Wahiawa	92	30 426	11 599	2 577	533	—	—	16	1 861	14	5 232	7	3 682
42	Waialua	1	(D)	(D)	(D)	AA			—	—	—	—	—	—
43	Waianae	43	25 687	8 891	2 143	567	1	(D)	5	(D)	6	2 264	4	(D)
44	Waimalu ▲	2	(D)	(D)	(D)	BB			1	(D)	1	(D)	—	—
45	Waimanalo	10	16 817	5 034	1 231	271	—	—	1	(D)	1	(D)	—	—
46	Waimanalo Beach	1	(D)	(D)	(D)	AA			—	—	—	—	—	—
47	Waipahu	165	67 314	21 767	5 137	1 055	—	—	23	3 568	19	8 054	38	18 190
48	Waipio ▲	—	—	—	—	—	—	—	—	—	—	—	—	—
49	Waipio Acres	—	—	—	—	—	—	—	—	—	—	—	—	—
50	Wheeler AFB ▲	2	(D)	(D)	(D)	BB			—	—	1	(D)	—	—
51	Whitmore Village	—	—	—	—	—	—	—	—	—	—	—	—	—
52	Balance of county	93	172 071	54 939	13 443	2 366	3	(D)	6	(D)	20	12 199	2	(D)
53	Kauai County	366	352 279	134 857	35 360	7 908	28	191 548	32	7 145	60	20 625	24	29 573
54	Hanamaulu	2	(D)	(D)	(D)	AA			1	(D)	1	(D)	—	—
55	Kalaheo	15	2 817	975	208	51	—	—	1	(D)	2	(D)	2	(D)
56	Kapaa	71	31 911	11 989	2 948	747	8	18 636	8	943	18	2 958	2	(D)
57	Kekaha	1	(D)	(D)	(D)	AA			—	—	—	—	—	—
58	Lihue	149	140 529	51 117	12 859	2 465	9	(D)	11	2 051	21	9 568	13	26 971
59	Wailua Homesteads ▲	2	(D)	(D)	(D)	AA			—	—	—	—	—	—
60	Balance of county	126	175 971	70 270	19 252	4 633	11	(D)	11	(D)	18	(D)	6	2 038
61	Maui County ▲	880	918 353	342 818	81 369	16 637	67	(D)	80	15 633	146	51 421	77	94 709
62	Haiku-Pauwela	7	715	215	43	11	1	(D)	1	(D)	—	—	1	(D)
63	Island of Lanai ▲	2	(D)	(D)	(D)	AA			—	—	—	—	—	—
64	Island of Molokai ▲	20	11 803	4 121	1 103	337	3	(D)	—	—	2	(D)	3	1 427
65	Kahului	195	128 700	32 218	7 735	1 660	3	(D)	18	4 816	40	15 918	27	51 466
66	Kaunakakai	3	92	22	6	11	1	(D)	1	(D)	1	(D)	—	—
67	Kihei	121	149 065	62 349	15 968	3 080	17	112 386	12	1 935	27	4 473	2	(D)
68	Lahaina	137	167 454	63 862	12 310	3 088	20	118 132	12	2 640	23	9 192	9	1 533
69	Makawao	27	5 334	1 763	433	90	—	—	5	496	2	(D)	2	(D)
70	Napili-Honokowai	3	3 796	2 630	125	26	3	3 796	—	—	—	—	—	—
71	Pukalani	17	6 146	1 816	429	136	—	—	4	(D)	1	(D)	—	—
72	Waihee-Waiehue	—	—	—	—	—	—	—	—	—	—	—	—	—
73	Waihele-Makena	5	(D)	(D)	(D)	GG			2	(D)	2	(D)	—	—
74	Wailuku	254	131 363	52 578	11 657	1 709	2	(D)	21	4 339	34	10 969	23	7 955
75	Balance of county	89	(D)	(D)	(D)	HH			6	626	14	9 775	10	31 502

HI-20 HAWAII

SERVICE INDUSTRIES—GEOGRAPHIC AREA SERIES

Places With 2,500 Inhabitants or More: 1992

appendix A. For information on geographic areas followed by ▲, see appendix F]

Selected kind-of-business or operation groups —Con.														
Miscellaneous repair services (SIC 76)		Amusement and recreation services, including motion pictures and museums (SIC 78, 79, 84)		Health services (SIC 80)		Legal services (SIC 81)		Selected educational services (SIC 823, 4, 9)		Social services (SIC 83)		Engineering, accounting, research, management, and related services (except noncommercial research organizations) (SIC 87 ex. 8733)		
Number	Receipts (\$1,000)	Number	Receipts (\$1,000)	Number	Receipts (\$1,000)	Number	Receipts (\$1,000)	Number	Receipts (\$1,000)	Number	Receipts (\$1,000)	Number	Receipts (\$1,000)	
281	124 504	688	456 200	2 225	1 310 880	741	481 540	93	20 225	105	33 546	1 204	1 000 148	1
30	9 469	114	53 024	271	130 236	80	38 769	8	(D)	20	3 447	112	29 212	2
—	—	—	—	—	—	—	—	—	—	—	—	—	(D)	3
—	—	—	—	—	—	—	—	—	—	—	—	—	—	4
13	5 841	24	9 593	139	78 568	42	16 269	2	(D)	10	2 293	60	18 816	5
9	2 069	45	14 671	48	21 882	21	19 737	2	(D)	2	(D)	25	7 220	6
—	—	—	—	1	(D)	—	—	—	—	—	—	—	—	7
8	1 559	44	(D)	83	(D)	17	2 763	4	(D)	8	(D)	26	(D)	8
204	101 567	392	303 038	1 682	1 037 555	585	417 013	80	17 877	67	26 590	963	891 892	9
14	6 020	15	27 491	111	58 496	3	(D)	8	1 612	1	(D)	23	16 665	10
6	2 726	5	(D)	16	4 897	—	—	—	—	—	—	5	(D)	11
—	—	—	—	—	—	—	—	—	—	—	—	—	—	12
—	—	2	(D)	—	—	—	—	—	—	—	—	—	—	13
1	(D)	—	—	—	—	—	—	—	—	1	(D)	—	—	14
144	75 840	283	174 152	1 207	788 414	553	409 344	55	12 729	42	19 743	817	776 131	15
1	(D)	—	—	—	—	—	—	—	—	—	—	—	—	16
5	1 886	16	5 564	100	57 004	11	3 635	5	(D)	4	887	37	10 381	17
5	(D)	18	10 605	63	32 625	3	(D)	3	(D)	10	3 394	31	7 360	18
—	—	—	—	—	—	—	—	—	—	—	—	—	—	19
—	—	1	(D)	—	—	—	—	—	—	—	—	—	—	20
—	—	—	—	1	(D)	—	—	—	—	—	—	—	—	21
—	—	—	—	2	(D)	1	(D)	1	(D)	—	—	1	(D)	22
—	—	—	—	—	—	—	—	—	—	—	—	—	—	23
1	(D)	4	9 586	24	11 030	—	—	2	(D)	2	(D)	6	(D)	24
12	6 191	9	4 444	26	15 029	1	(D)	1	(D)	2	(D)	8	4 432	25
—	—	—	—	1	(D)	—	—	—	—	—	—	2	(D)	26
3	566	4	2 231	32	14 055	5	(D)	2	(D)	1	(D)	8	1 569	27
2	(D)	8	2 686	13	6 283	2	(D)	—	—	—	—	2	(D)	28
—	—	—	—	—	—	—	—	—	—	—	—	—	—	29
—	—	2	(D)	3	(D)	—	—	—	—	—	—	3	(D)	30
6	2 547	13	6 127	52	26 840	4	319	2	(D)	1	(D)	6	815	31
—	—	—	—	1	(D)	—	—	—	—	—	—	—	—	32
—	—	—	—	—	—	—	—	—	—	—	—	—	—	33
4	2 236	11	(D)	29	19 325	1	(D)	1	(D)	2	(D)	14	(D)	34
14	3 449	59	27 457	77	44 576	23	4 912	1	(D)	6	(D)	41	22 058	35
—	—	1	(D)	6	1 868	—	—	—	—	—	—	3	391	36
2	(D)	12	3 401	7	2 775	5	467	—	—	1	(D)	8	2 196	37
8	2 156	16	12 536	38	29 212	12	3 414	—	—	2	(D)	18	17 048	38
4	(D)	30	(D)	25	(D)	6	1 031	1	(D)	3	(D)	11	(D)	39
33	10 019	123	72 681	195	98 513	53	20 846	4	(D)	12	(D)	88	56 986	40
1	(D)	1	(D)	—	(D)	—	—	—	—	—	—	1	(D)	41
1	(D)	3	(D)	6	1 929	—	—	—	—	1	(D)	1	(D)	42
11	4 076	20	9 083	53	23 899	5	(D)	2	(D)	2	(D)	14	5 550	43
—	—	—	—	—	—	—	—	—	—	—	—	—	—	44
2	(D)	30	20 439	18	6 584	3	(D)	—	—	2	(D)	8	1 442	45
3	842	38	26 661	16	5 674	1	(D)	—	—	—	(D)	11	1 988	46
3	777	2	(D)	9	1 310	1	(D)	—	—	1	(D)	2	(D)	47
—	—	—	—	—	—	—	—	—	—	—	—	—	—	48
1	(D)	2	(D)	6	2 160	—	—	—	—	—	—	3	(D)	49
—	—	—	—	—	—	—	—	—	—	—	—	—	—	50
—	—	—	—	—	—	—	—	—	—	—	—	—	—	51
10	(D)	9	4 695	76	54 540	41	16 571	—	—	—	—	38	(D)	52
1	(D)	18	6 568	9	(D)	2	(D)	2	(D)	3	(D)	9	28 728	53

Table 5. Summary Statistics for Firms Subject to Federal Income Tax for Places With 350 Establishments or More: 1992

[Includes only establishments with payroll. For meaning of abbreviations and symbols, see introductory text. For explanation of terms and comparability of 1987 and 1992 censuses, see appendix A. For information on geographic areas followed by ▲, see appendix F]

SIC code	Geographic area and kind of business or operation	Establishments (number)	Receipts (\$1,000)	Annual payroll (\$1,000)	First-quarter payroll (\$1,000)	Paid employees for pay period including March 12 (number)
	HILO					
	Total	430	204 396	71 699	16 830	3 868
70 ex. 704	Hotels, rooming houses, camps, and other lodging places (except membership lodging)	9	(D)	(D)	(D)	FF
7011	Hotels and motels	8	10 926	4 023	1 012	637
7011 pt.	Hotels	6	(D)	(D)	(D)	FF
7011 pt.	Motels, motor hotels, and tourist courts	2	(D)	(D)	(D)	BB
702, 3	Other lodging places	1	(D)	(D)	(D)	AA
72	Personal services	36	9 258	3 375	762	264
721	Laundry, cleaning, and garment services	7	2 820	968	246	87
7211	Power laundries, family and commercial*	—	—	—	—	—
7213	Linen supply*	2	(D)	(D)	(D)	BB
7215	Coin-operated laundries and drycleaning	4	(D)	(D)	(D)	BB
7216	Drycleaning plants, except rug cleaning*	1	(D)	(D)	(D)	AA
7217	Carpet and upholstery cleaning	—	—	—	—	—
7218	Industrial launderers*	—	—	—	—	—
7212, 9	Other laundry, cleaning, and garment services*	—	—	—	—	—
722	Photographic studios, portrait	2	(D)	(D)	(D)	AA
723, 4	Beauty and barber shops	18	2 147	894	213	72
723	Beauty shops	18	2 147	894	213	72
724	Barber shops	—	—	—	—	—
725	Shoe repair shops and shoeshine parlors	—	—	—	—	—
726	Funeral service and crematories	5	(D)	(D)	(D)	BB
729	Miscellaneous personal services	4	(D)	(D)	(D)	BB
73	Business services	44	20 187	8 278	1 884	723
731	Advertising	2	(D)	(D)	(D)	AA
732	Consumer credit reporting agencies, mercantile reporting agencies, and adjustment and collection agencies	1	(D)	(D)	(D)	AA
733	Mailing, reproduction, commercial art and photography, and stenographic services	4	(D)	(D)	(D)	AA
734	Services to dwellings and other buildings	9	3 542	1 701	364	130
735	Miscellaneous equipment rental and leasing	6	3 074	930	189	34
736	Personnel supply services	3	(D)	(D)	(D)	CC
737	Computer programming, data processing, and other computer related services	5	(D)	(D)	(D)	BB
7371, 2, 3	Computer programming, prepackaged software, and integrated systems	1	(D)	(D)	(D)	AA
7374, 5, 6	Data processing services	1	(D)	(D)	(D)	AA
7377, 8, 9	Computer rental and leasing, maintenance, and related services, n.e.c.	3	(D)	(D)	(D)	BB
738	Miscellaneous business services	14	5 940	3 311	784	321
75	Automotive repair, services, and parking	50	31 960	5 441	1 462	305
751	Automotive rental and leasing, without drivers	8	18 894	1 568	400	105
752	Automobile parking	1	(D)	(D)	(D)	AA
753	Automotive repair shops	38	11 698	3 429	822	172
7532	Top, body, and upholstery repair shops and paint shops	11	4 211	1 326	308	69
7538	General automotive repair shops	21	5 877	1 722	406	83
7533, 4, 6, 7, 9	Other automotive repair shops	6	1 610	381	108	20
754	Automotive services, except repair	3	(D)	(D)	(D)	BB
76	Miscellaneous repair services	13	5 841	1 660	428	77
762	Electrical repair shops	5	3 430	1 087	280	44
7622	Radio and television repair shops	—	—	—	—	—
7623, 9	Other electrical and electronic repair shops	5	3 430	1 087	280	44
763	Watch, clock, and jewelry repair	—	—	—	—	—
764	Reupholstery and furniture repair	—	—	—	—	—
769	Miscellaneous repair and related services	8	2 411	573	148	33
78, 79, 84	Amusement and recreation services, including motion pictures and museums	24	9 593	2 266	496	237
781, 2	Motion picture production, distribution, and services	1	(D)	(D)	(D)	AA
783	Motion picture theaters	2	(D)	(D)	(D)	BB
784	Video tape rental	3	1 572	302	69	33
792	Theatrical producers (except motion picture), bands, orchestras, and entertainers	1	(D)	(D)	(D)	AA
793	Bowling centers	1	(D)	(D)	(D)	BB
79 ex. 792, 3, 84	Commercial sports and other amusement and recreation services, including museums	16	5 008	1 274	274	138
80	Health services	139	78 568	32 003	7 588	1 049
801	Offices and clinics of doctors of medicine	75	38 610	16 750	4 002	455
802	Offices and clinics of dentists	33	10 467	4 612	982	151
803	Offices and clinics of doctors of osteopathy	1	(D)	(D)	(D)	AA
804	Offices and clinics of other health practitioners	18	5 990	2 068	406	64
805	Nursing and personal care facilities	1	(D)	(D)	(D)	CC
806	Hospitals	—	—	—	—	—
807, 8, 9	Other health services	11	(D)	(D)	(D)	CC
81	Legal services	42	16 269	5 837	1 233	206
823, 4, 9	Selected educational services	2	(D)	(D)	(D)	AA

HI-22 HAWAII

SERVICE INDUSTRIES—GEOGRAPHIC AREA SERIES

Table 5. Summary Statistics for Firms Subject to Federal Income Tax for Places With 350 Establishments or More: 1992 — Con.

[Includes only establishments with payroll. For meaning of abbreviations and symbols, see introductory text. For explanation of terms and comparability of 1987 and 1992 censuses, see appendix A. For information on geographic areas followed by ▲, see appendix F]

SIC code	Geographic area and kind of business or operation	Establishments (number)	Receipts (\$1,000)	Annual payroll (\$1,000)	First-quarter payroll (\$1,000)	Paid employees for pay period including March 12 (number)
	HILO—Con.					
83	Social services	10	2 293	927	217	55
835	Child day care services	2	(D)	(D)	(D)	AA
832, 3, 6, 9	Other social services	8	(D)	(D)	(D)	BB
87 ex. 8733	Engineering, accounting, research, management, and related services (except noncommercial research organizations)	60	18 816	7 690	1 701	295
871	Engineering, architectural, and surveying services	22	10 712	4 626	948	136
872	Accounting, auditing, and bookkeeping services	32	7 152	2 706	665	137
873 ex. 8733	Research, development, and testing services (except noncommercial research organizations)	2	(D)	(D)	(D)	AA
874	Management and public relations services	4	(D)	(D)	(D)	AA
89	Services, n.e.c.	1	(D)	(D)	(D)	AA
	HONOLULU					
	Total	4 797	4 559 049	1 653 016	375 486	67 606
70 ex. 704	Hotels, rooming houses, camps, and other lodging places (except membership lodging)	123	1 236 343	345 315	82 308	18 275
7011	Hotels and motels	115	(D)	(D)	(D)	JJ
7011 pt.	Hotels	108	(D)	(D)	(D)	JJ
7011 pt.	Hotels, 25 guestrooms or more	103	1 230 409	344 042	81 997	18 187
7011 pt.	Hotels, less than 25 guestrooms	5	(D)	(D)	(D)	AA
7011 pt.	Motels, motor hotels, and tourist courts	7	(D)	(D)	(D)	BB
7011 pt.	Motels, tourist courts	7	(D)	(D)	(D)	BB
7011 pt.	Motor hotels	—	—	—	—	—
702, 3	Other lodging places	8	(D)	(D)	(D)	BB
702	Rooming and boarding houses	8	(D)	(D)	(D)	BB
703	Camps and recreational vehicle parks	—	—	—	—	—
72	Personal services	361	140 506	52 314	13 369	3 782
721	Laundry, cleaning, and garment services	63	64 400	24 871	6 691	1 581
7211	Power laundries, family and commercial*	3	(D)	(D)	(D)	CC
7213	Linen supply*	3	(D)	(D)	(D)	FF
7215	Coin-operated laundries and drycleaning	10	1 174	232	62	41
7216	Drycleaning plants, except rug cleaning*	16	14 469	6 066	1 609	430
7217	Carpet and upholstery cleaning	12	4 114	1 007	217	116
7218	Industrial laundrers*	1	(D)	(D)	(D)	BB
7212, 9	Other laundry, cleaning, and garment services*	18	(D)	(D)	(D)	BB
7212	Garment pressing, and agents for laundries and drycleaners	3	(D)	(D)	(D)	BB
7219	Laundry and garment services, n.e.c.*	15	1 826	630	165	58
722	Photographic studios, portrait	29	8 362	2 034	499	165
723, 4	Beauty and barber shops	198	35 942	16 016	3 873	1 144
723	Beauty shops	180	32 550	14 280	3 469	1 062
724	Barber shops	18	3 392	1 736	404	82
725	Shoe repair shops and shoeshine parlors	4	(D)	(D)	(D)	AA
726	Funeral service and crematories	8	(D)	(D)	(D)	CC
729	Miscellaneous personal services	59	24 311	7 160	1 752	746
7291	Tax return preparation services	12	3 479	1 414	454	265
7299	Miscellaneous personal services, n.e.c.	47	20 832	5 746	1 298	481
73	Business services	778	550 563	242 064	57 126	15 420
731	Advertising	62	38 950	17 839	4 155	491
7311	Advertising agencies	54	(D)	(D)	(D)	EE
7312	Outdoor advertising services	—	—	—	—	—
7313	Radio, television, publishers' advertising representatives	5	973	602	115	10
7319	Advertising, n.e.c.	3	(D)	(D)	(D)	AA
732	Consumer credit reporting agencies, mercantile reporting agencies, and adjustment and collection agencies	23	(D)	(D)	(D)	CC
7322	Adjustment and collection services	17	(D)	(D)	(D)	CC
7323	Credit reporting services	6	(D)	(D)	(D)	BB
733	Mailing, reproduction, commercial art and photography, and stenographic services	102	54 036	15 834	3 541	940
7331	Direct mail advertising services	6	2 741	874	101	54
7334	Photocopying and duplicating services	19	(D)	(D)	(D)	EE
7335, 6	Commercial photography, art, and graphics	59	23 484	6 415	1 551	439
7335	Commercial photography	17	9 847	2 555	611	244
7336	Commercial art and graphic design	42	13 637	3 860	940	195
7338	Secretarial and court reporting services	18	(D)	(D)	(D)	CC
734	Services to dwellings and other buildings	148	76 284	36 929	8 671	3 454
7342	Disinfecting and pest control services	26	18 309	7 128	1 714	348
7349	Building cleaning and maintenance services, n.e.c.	122	57 975	29 801	6 957	3 106
735	Miscellaneous equipment rental and leasing	51	(D)	(D)	(D)	EE
7352	Medical equipment rental and leasing	1	(D)	(D)	(D)	BB
7353	Heavy construction equipment rental and leasing	9	(D)	(D)	(D)	BB
7359	Equipment rental and leasing, n.e.c.	41	21 849	4 905	1 173	211
736	Personnel supply services	71	90 375	63 304	14 633	4 567
7361	Employment agencies	34	10 713	5 706	1 181	668
7363	Help supply services	37	79 662	57 598	13 452	3 899
7363 pt.	Temporary help supply	28	(D)	(D)	(D)	HH
7363 pt.	Help supply, except temporary	9	(D)	(D)	(D)	GG

Table 5. Summary Statistics for Firms Subject to Federal Income Tax for Places With 350 Establishments or More: 1992 — Con.

[Includes only establishments with payroll. For meaning of abbreviations and symbols, see introductory text. For explanation of terms and comparability of 1987 and 1992 censuses, see appendix A. For information on geographic areas followed by ▲, see appendix F]

SIC code	Geographic area and kind of business or operation	Establishments (number)	Receipts (\$1,000)	Annual payroll (\$1,000)	First-quarter payroll (\$1,000)	Paid employees for pay period including March 12 (number)
HONOLULU—Con.						
73	Business services—Con.					
737	Computer programming, data processing, and other computer related services -----	112	86 004	29 560	7 326	1 038
7371, 2, 3	Computer programming, prepackaged software, and integrated systems -----	47	32 313	12 045	2 703	325
7371	Computer programming services -----	27	21 451	9 432	2 130	249
7372	Prepackaged software -----	11	(D)	(D)	(D)	BB
7373	Computer integrated systems -----	9	(D)	(D)	(D)	BB
7374, 5, 6	Data processing services -----	31	40 863	13 935	3 792	571
7374, 5	Computer processing, information retrieval -----	29	(D)	(D)	(D)	FF
7376	Computer facilities management services -----	2	(D)	(D)	(D)	BB
7377, 8, 9	Computer rental and leasing, maintenance, and related services, n.e.c. -----	34	12 828	3 580	831	142
7377	Computer rental and leasing -----	3	(D)	(D)	(D)	AA
7378	Computer maintenance and repair -----	17	7 337	2 124	519	80
7379	Computer related services, n.e.c. -----	14	(D)	(D)	(D)	BB
738	Miscellaneous business services -----	209	154 483	64 753	15 555	4 389
7381, 2	Detective agencies and protective services -----	29	68 063	42 217	10 026	3 261
7381	Detective, guard, and armored car services -----	23	60 074	39 552	9 368	3 138
7382	Security systems services -----	6	7 989	2 665	658	123
7383	News syndicates -----	6	2 490	731	169	26
7384	Photofinishing laboratories* -----	38	27 945	6 849	1 691	424
7389	Business services, n.e.c. -----	136	55 985	14 956	3 669	678
7389 pt.	Sign painting shops -----	8	1 386	454	83	22
7389 pt.	Interior designing -----	28	(D)	(D)	(D)	CC
7389 pt.	Telephone answering services -----	7	(D)	(D)	(D)	BB
7389 pt.	Other business services -----	93	(D)	(D)	(D)	EE
75	Automotive repair, services, and parking -----	397	351 924	64 159	15 943	3 430
751	Automotive rental and leasing, without drivers -----	29	(D)	(D)	(D)	GG
7513	Truck rental and leasing, without drivers -----	4	(D)	(D)	(D)	BB
7514, 5	Passenger car rental and leasing -----	25	(D)	(D)	(D)	GG
7514	Passenger car rental -----	21	(D)	(D)	(D)	GG
7515	Passenger car leasing -----	4	1 887	118	28	6
7519	Utility trailer and recreational vehicle rental -----	-	-	-	-	-
752	Automobile parking -----	126	(D)	(D)	(D)	FF
753	Automotive repair shops -----	217	93 905	26 079	6 282	1 127
7532	Top, body, and upholstery repair shops and paint shops -----	88	39 855	11 987	2 983	530
7532 pt.	Top and body repair shops -----	82	37 330	11 137	2 802	494
7532 pt.	Paint shops -----	6	2 525	850	181	36
7538	General automotive repair shops -----	90	35 908	8 986	2 150	412
7538 pt.	General automotive repair shops, except diesel -----	85	(D)	(D)	(D)	EE
7538 pt.	Diesel repair shops -----	5	(D)	(D)	(D)	BB
7533, 4, 6, 7, 9	Other automotive repair shops -----	39	18 142	5 106	1 149	185
7533	Automotive exhaust system repair shops -----	2	(D)	(D)	(D)	AA
7534	Tire retreading and repair shops -----	2	(D)	(D)	(D)	AA
7536	Automotive glass replacement shops -----	4	(D)	(D)	(D)	BB
7537	Automotive transmission repair shops -----	7	2 089	699	150	29
7539	Automotive repair shops, n.e.c. -----	24	10 261	2 976	719	108
7539 pt.	Radiator repair -----	3	(D)	(D)	(D)	AA
7539 pt.	Brake, front end, and wheel alignment -----	8	2 641	816	194	36
7539 pt.	Automotive electrical and fuel system services -----	5	(D)	(D)	(D)	AA
7539 pt.	Other automotive repair shops, n.e.c. -----	8	(D)	(D)	(D)	BB
754	Automotive services, except repair -----	25	10 573	3 533	936	232
7542	Carwashes -----	7	1 018	286	46	21
7549	Automotive services, except repair and carwashes -----	18	9 555	3 247	890	211
76	Miscellaneous repair services -----	144	75 840	26 883	6 707	1 067
762	Electrical repair shops -----	53	35 105	13 006	3 228	511
7622	Radio and television repair shops -----	7	671	237	57	22
7623, 9	Other electrical and electronic repair shops -----	46	34 434	12 769	3 171	489
7623	Refrigeration and air-conditioning service and repair shops -----	15	16 808	5 294	1 219	141
7629	Electrical and electronic repair shops, n.e.c. -----	31	17 626	7 475	1 952	348
763	Watch, clock, and jewelry repair -----	7	(D)	(D)	(D)	BB
764	Reupholstery and furniture repair -----	16	4 063	1 495	386	77
769	Miscellaneous repair and related services -----	68	(D)	(D)	(D)	EE
7692	Welding repair -----	4	(D)	(D)	(D)	BB
7694	Armature rewinding shops -----	2	(D)	(D)	(D)	AA
7699	Repair shops and related services, n.e.c. -----	62	29 939	9 776	2 533	363
78, 79, 84	Amusement and recreation services, including motion pictures and museums -----	283	174 152	46 345	11 187	3 812
781, 2	Motion picture production, distribution, and services -----	38	(D)	(D)	(D)	CC
783	Motion picture theaters -----	15	(D)	(D)	(D)	EE
7832	Motion picture theaters, except drive-in -----	14	(D)	(D)	(D)	EE
7833	Drive-in motion picture theaters -----	1	(D)	(D)	(D)	AA
784	Video tape rental -----	24	8 939	1 610	402	167
792	Theatrical producers (except motion picture), bands, orchestras, and entertainers -----	41	22 014	7 069	1 975	1 098
7922	Theatrical producers (except motion picture) and miscellaneous theatrical services -----	19	8 189	1 728	460	76
7929	Bands, orchestras, actors, and other entertainers and entertainment groups -----	22	13 825	5 341	1 515	1 022
793	Bowling centers -----	9	(D)	(D)	(D)	CC

Table 5. Summary Statistics for Firms Subject to Federal Income Tax for Places With 350 Establishments or More: 1992 — Con.

[Includes only establishments with payroll. For meaning of abbreviations and symbols, see introductory text. For explanation of terms and comparability of 1987 and 1992 censuses, see appendix A. For information on geographic areas followed by ▲, see appendix F]

SIC code	Geographic area and kind of business or operation	Establishments (number)	Receipts (\$1,000)	Annual payroll (\$1,000)	First-quarter payroll (\$1,000)	Paid employees for pay period including March 12 (number)
HONOLULU—Con.						
78, 79, 84	Amusement and recreation services, including motion pictures and museums—Con.					
79 ex. 792, 3, 84	Commercial sports and other amusement and recreation services, including museums -----	156	99 070	27 858	6 509	1 854
794	Commercial sports -----	6	2 418	1 003	195	25
7941	Professional sports clubs, managers, promoters -----	6	2 418	1 003	195	25
7948	Racing, including track operation -----	—	—	—	—	—
79 ex. 792, 3, 4; 84	Other amusement and recreation services, including museums ----	150	96 652	26 855	6 314	1 829
791	Dance studios, schools, and halls -----	6	1 467	565	157	54
7991	Physical fitness facilities -----	19	(D)	(D)	(D)	CC
7992	Public golf courses -----	3	(D)	(D)	(D)	CC
7993	Coin-operated amusement devices -----	15	10 715	2 639	555	160
7996	Amusement parks -----	2	(D)	(D)	(D)	CC
7997	Membership sports and recreation clubs -----	9	14 297	5 066	1 187	301
7999, 84	Amusement and recreation services, including museums, n.e.c. -	96	49 190	12 947	2 834	751
7999 pt.	Concession operators of amusement devices and rides -----	5	4 829	926	200	42
7999 pt., 84	Carnivals, circuses, and fairs -----	1	(D)	(D)	(D)	AA
	Other recreation and amusements, including museums -----	90	(D)	(D)	(D)	FF
80	Health services -----	1 207	788 414	365 476	79 438	8 753
801	Offices and clinics of doctors of medicine -----	625	357 113	183 510	38 541	3 098
8011 pt.	Offices of doctors of medicine -----	607	300 106	141 224	27 843	2 676
8011 pt.	General medical clinics -----	18	57 007	42 286	10 698	422
802	Offices and clinics of dentists -----	338	110 746	42 188	9 228	1 557
803	Offices and clinics of doctors of osteopathy -----	9	(D)	(D)	(D)	BB
804	Offices and clinics of other health practitioners -----	150	43 575	15 485	3 401	520
8041	Offices and clinics of chiropractors -----	49	14 775	5 680	1 263	159
8042	Offices and clinics of optometrists -----	43	12 217	2 708	632	144
8043	Offices and clinics of podiatrists -----	8	1 690	306	71	16
8049	Offices and clinics of health practitioners, n.e.c. -----	50	14 893	6 791	1 435	201
805	Nursing and personal care facilities -----	9	(D)	(D)	(D)	FF
8051	Skilled nursing care facilities -----	7	44 113	19 728	4 829	728
8052	Intermediate care facilities -----	2	(D)	(D)	(D)	CC
8059	Nursing and personal care facilities, n.e.c. -----	—	—	—	—	—
806	Hospitals -----	1	(D)	(D)	(D)	GG
8062	General medical and surgical hospitals -----	1	(D)	(D)	(D)	GG
8063, 9	Specialty hospitals -----	—	—	—	—	—
807, 8, 9	Other health services -----	75	(D)	(D)	(D)	FF
807	Medical and dental laboratories -----	44	(D)	(D)	(D)	FF
8071	Medical laboratories -----	19	(D)	(D)	(D)	FF
8072	Dental laboratories -----	25	7 892	3 888	941	160
808	Home health care services -----	1	(D)	(D)	(D)	AA
809	Miscellaneous health and allied services, n.e.c. -----	30	(D)	(D)	(D)	EE
8092	Kidney dialysis centers -----	—	—	—	—	—
8093	Specialty outpatient facilities, n.e.c. -----	19	(D)	(D)	(D)	CC
8099	Health and allied services, n.e.c. -----	11	(D)	(D)	(D)	CC
81	Legal services -----	553	409 344	167 876	33 426	3 691
823, 4, 9	Selected educational services -----	55	12 729	4 126	937	305
823	Libraries -----	1	(D)	(D)	(D)	AA
824	Vocational schools -----	10	3 023	1 041	217	54
829	Schools and educational services, n.e.c. -----	44	(D)	(D)	(D)	CC
83	Social services -----	42	19 743	7 828	1 878	396
835	Child day care services -----	14	1 291	573	126	41
832, 3, 6, 9	Other social services -----	28	18 452	7 255	1 752	355
87 ex. 8733	Engineering, accounting, research, management, and related services (except noncommercial research organizations) -----	817	776 131	321 482	71 218	8 416
871	Engineering, architectural, and surveying services -----	339	497 422	209 248	44 796	4 665
8711	Engineering services -----	179	329 438	145 583	30 711	3 097
8712	Architectural services -----	150	(D)	(D)	(D)	GG
8713	Surveying services -----	10	(D)	(D)	(D)	BB
872	Accounting, auditing, and bookkeeping services -----	253	154 912	61 583	14 650	2 121
873 ex. 8733	Research, development, and testing services (except noncommercial research organizations) -----	21	16 008	7 369	1 760	381
8731	Commercial physical and biological research -----	6	(D)	(D)	(D)	CC
8732	Commercial economic, sociological, and educational research ----	9	(D)	(D)	(D)	CC
8734	Testing laboratories -----	6	(D)	(D)	(D)	BB
874	Management and public relations services -----	204	107 789	43 282	10 012	1 249
8741	Management services -----	74	47 343	20 479	4 555	585
8742	Management consulting services -----	75	(D)	(D)	(D)	EE
8743	Public relations services -----	14	(D)	(D)	(D)	CC
8744	Facilities support management services -----	5	(D)	(D)	(D)	CC
8748	Business consulting services, n.e.c. -----	36	(D)	(D)	(D)	CC
89	Services, n.e.c. -----	37	23 360	9 148	1 949	259

Table 6. Summary Statistics for Firms Subject to Federal Income Tax for Counties With 350 Establishments or More: 1992

[Includes only establishments with payroll. For meaning of abbreviations and symbols, see introductory text. For explanation of terms and comparability of 1987 and 1992 censuses, see appendix A. For information on geographic areas followed by ▲, see appendix F]

SIC code	Geographic area and kind of business or operation	Establishments (number)	Receipts (\$1,000)	Annual payroll (\$1,000)	First-quarter payroll (\$1,000)	Paid employees for pay period including March 12 (number)
HAWAII COUNTY						
	Total	974	651 105	232 343	57 270	12 336
70 ex. 704	Hotels, rooming houses, camps, and other lodging places (except membership lodging)	37	(D)	(D)	(D)	11
7011	Hotels and motels	35	263 562	102 437	26 986	5 962
7011 pt.	Hotels	29	262 032	101 976	26 840	5 914
7011 pt.	Motels, motor hotels, and tourist courts	6	1 530	461	146	48
702, 3	Other lodging places	2	(D)	(D)	(D)	AA
72	Personal services	84	15 151	5 115	1 249	468
721	Laundry, cleaning, and garment services	22	5 583	1 733	444	169
7211	Power laundries, family and commercial*	1	(D)	(D)	(D)	AA
7213	Linen supply*	3	(D)	(D)	(D)	BB
7215	Coin-operated laundries and drycleaning	9	1 392	223	60	35
7216	Drycleaning plants, except rug cleaning*	3	(D)	(D)	(D)	AA
7217	Carpet and upholstery cleaning	6	889	170	47	28
7218	Industrial laundriers*	—	—	—	—	—
7212, 9	Other laundry, cleaning, and garment services*	—	—	—	—	—
722	Photographic studios, portrait	4	1 138	258	54	18
723, 4	Beauty and barber shops	42	3 924	1 520	420	147
723	Beauty shops	40	(D)	(D)	(D)	CC
724	Barber shops	2	(D)	(D)	(D)	AA
725	Shoe repair shops and shoeshine parlors	—	—	—	—	—
726	Funeral service and crematories	7	2 781	1 047	177	44
729	Miscellaneous personal services	9	1 725	557	154	90
73	Business services	124	42 811	16 773	3 825	1 233
731	Advertising	5	903	250	72	18
732	Consumer credit reporting agencies, mercantile reporting agencies, and adjustment and collection agencies	1	(D)	(D)	(D)	AA
733	Mailing, reproduction, commercial art and photography, and stenographic services	12	3 132	1 065	266	50
734	Services to dwellings and other buildings	33	8 697	3 688	767	253
735	Miscellaneous equipment rental and leasing	19	7 366	2 087	451	82
736	Personnel supply services	7	5 802	2 526	637	240
737	Computer programming, data processing, and other computer related services	9	4 276	1 307	191	46
7371, 2, 3	Computer programming, prepackaged software, and integrated systems	4	1 907	603	78	18
7374, 5, 6	Data processing services	1	(D)	(D)	(D)	AA
7377, 8, 9	Computer rental and leasing, maintenance, and related services, n.e.c.	4	(D)	(D)	(D)	BB
738	Miscellaneous business services	38	(D)	(D)	(D)	FF
75	Automotive repair, services, and parking	92	63 494	10 629	2 761	585
751	Automotive rental and leasing, without drivers	18	38 588	3 768	972	231
752	Automobile parking	5	(D)	(D)	(D)	BB
753	Automotive repair shops	63	22 352	6 204	1 488	299
7532	Top, body, and upholstery repair shops and paint shops	17	7 841	2 427	577	124
7538	General automotive repair shops	36	11 940	3 203	756	148
7533, 4, 6, 7, 9	Other automotive repair shops	10	2 571	574	155	27
754	Automotive services, except repair	6	(D)	(D)	(D)	BB
76	Miscellaneous repair services	30	9 469	2 682	674	118
762	Electrical repair shops	9	3 962	1 195	310	50
7622	Radio and television repair shops	1	(D)	(D)	(D)	AA
7623, 9	Other electrical and electronic repair shops	8	(D)	(D)	(D)	BB
763	Watch, clock, and jewelry repair	—	—	—	—	—
764	Reupholstery and furniture repair	—	—	—	—	—
769	Miscellaneous repair and related services	21	5 507	1 487	364	68
78, 79, 84	Amusement and recreation services, including motion pictures and museums	114	53 024	19 417	4 396	1 198
781, 2	Motion picture production, distribution, and services	3	567	148	32	7
783	Motion picture theaters	4	(D)	(D)	(D)	BB
784	Video tape rental	14	3 156	700	160	77
792	Theatrical producers (except motion picture), bands, orchestras, and entertainers	7	(D)	(D)	(D)	BB
793	Bowling centers	3	(D)	(D)	(D)	BB
79 ex. 792, 3, 84	Commercial sports and other amusement and recreation services, including museums	83	42 590	16 479	3 728	938
80	Health services	271	130 236	50 350	11 778	1 773
801	Offices and clinics of doctors of medicine	128	59 612	24 658	5 749	696
802	Offices and clinics of dentists	65	21 217	8 050	1 803	332
803	Offices and clinics of doctors of osteopathy	1	(D)	(D)	(D)	AA
804	Offices and clinics of other health practitioners	50	13 736	4 411	896	165
805	Nursing and personal care facilities	2	(D)	(D)	(D)	EE
806	Hospitals	—	—	—	—	—
807, 8, 9	Other health services	25	(D)	(D)	(D)	EE
81	Legal services	80	38 769	11 174	2 457	412
823, 4, 9	Selected educational services	8	(D)	(D)	(D)	BB

Table 6. Summary Statistics for Firms Subject to Federal Income Tax for Counties With 350 Establishments or More: 1992 — Con.

[Includes only establishments with payroll. For meaning of abbreviations and symbols, see introductory text. For explanation of terms and comparability of 1987 and 1992 censuses, see appendix A. For information on geographic areas followed by ▲, see appendix F]

SIC code	Geographic area and kind of business or operation	Establishments (number)	Receipts (\$1,000)	Annual payroll (\$1,000)	First-quarter payroll (\$1,000)	Paid employees for pay period including March 12 (number)
HAWAII COUNTY — Con.						
83	Social services	20	3 447	1 520	353	101
835	Child day care services	9	(D)	(D)	(D)	BB
832, 3, 6, 9	Other social services	11	(D)	(D)	(D)	BB
87 ex. 8733	Engineering, accounting, research, management, and related services (except noncommercial research organizations)	112	29 212	11 636	2 618	443
871	Engineering, architectural, and surveying services	45	16 199	6 674	1 434	207
872	Accounting, auditing, and bookkeeping services	52	(D)	(D)	(D)	CC
873 ex. 8733	Research, development, and testing services (except noncommercial research organizations)	4	(D)	(D)	(D)	AA
874	Management and public relations services	11	(D)	(D)	(D)	AA
89	Services, n.e.c.	2	(D)	(D)	(D)	AA
HONOLULU COUNTY ▲ (Coextensive with Honolulu, HI MSA; see table 7a.)						
KAUAI COUNTY						
	Total	366	352 279	134 857	35 360	7 908
70 ex. 704	Hotels, rooming houses, camps, and other lodging places (except membership lodging)	28	191 548	83 164	22 902	5 166
7011	Hotels and motels	28	191 548	83 164	22 902	5 166
7011 pt. 7011 pt.	Hotels	24	190 918	83 002	22 858	5 149
	Motels, motor hotels, and tourist courts	4	630	162	44	17
702, 3	Other lodging places	—	—	—	—	—
72	Personal services	32	7 145	2 271	614	189
721	Laundry, cleaning, and garment services	7	3 288	1 212	322	85
7211	Power laundries, family and commercial*	1	(D)	(D)	(D)	BB
7213	Linen supply*	—	—	—	—	—
7215	Coin-operated laundries and drycleaning	1	(D)	(D)	(D)	AA
7216	Drycleaning plants, except rug cleaning*	2	(D)	(D)	(D)	AA
7217	Carpet and upholstery cleaning	3	(D)	(D)	(D)	AA
7218	Industrial launderers*	—	—	—	—	—
7212, 9	Other laundry, cleaning, and garment services*	—	—	—	—	—
722	Photographic studios, portrait	6	1 132	177	42	17
723, 4	Beauty and barber shops	11	1 273	494	129	35
723	Beauty shops	11	1 273	494	129	35
724	Barber shops	—	—	—	—	—
725	Shoe repair shops and shoeshine parlors	—	—	—	—	—
726	Funeral service and crematories	2	(D)	(D)	(D)	AA
729	Miscellaneous personal services	6	(D)	(D)	(D)	BB
73	Business services	60	20 625	6 441	1 517	384
731	Advertising	4	1 097	215	53	10
732	Consumer credit reporting agencies, mercantile reporting agencies, and adjustment and collection agencies	1	(D)	(D)	(D)	AA
733	Mailing, reproduction, commercial art and photography, and stenographic services	4	419	58	11	3
734	Services to dwellings and other buildings	17	3 125	1 339	337	101
735	Miscellaneous equipment rental and leasing	11	9 259	1 921	396	76
736	Personnel supply services	2	(D)	(D)	(D)	BB
737	Computer programming, data processing, and other computer related services	1	(D)	(D)	(D)	AA
7371, 2, 3	Computer programming, prepackaged software, and integrated systems	1	(D)	(D)	(D)	AA
7374, 5, 6 7377, 8, 9	Data processing services	—	—	—	—	—
	Computer rental and leasing, maintenance, and related services, n.e.c.	—	—	—	—	—
738	Miscellaneous business services	20	(D)	(D)	(D)	CC
75	Automotive repair, services, and parking	24	29 573	3 500	917	229
751	Automotive rental and leasing, without drivers	6	23 645	2 343	663	163
752	Automobile parking	1	(D)	(D)	(D)	AA
753	Automotive repair shops	16	(D)	(D)	(D)	BB
7532	Top, body, and upholstery repair shops and paint shops	7	1 755	519	112	25
7538	General automotive repair shops	4	1 821	344	85	20
7533, 4, 6, 7, 9	Other automotive repair shops	5	(D)	(D)	(D)	AA
754	Automotive services, except repair	1	(D)	(D)	(D)	AA
76	Miscellaneous repair services	14	3 449	1 064	263	57
762	Electrical repair shops	5	1 903	697	166	31
7622	Radio and television repair shops	1	(D)	(D)	(D)	AA
7623, 9	Other electrical and electronic repair shops	4	(D)	(D)	(D)	BB
763	Watch, clock, and jewelry repair	—	—	—	—	—
764	Reupholstery and furniture repair	2	(D)	(D)	(D)	AA
769	Miscellaneous repair and related services	7	(D)	(D)	(D)	BB

Table 6. Summary Statistics for Firms Subject to Federal Income Tax for Counties With 350 Establishments or More: 1992 — Con.

[Includes only establishments with payroll. For meaning of abbreviations and symbols, see introductory text. For explanation of terms and comparability of 1987 and 1992 censuses, see appendix A. For information on geographic areas followed by ▲, see appendix F]

SIC code	Geographic area and kind of business or operation	Establishments (number)	Receipts (\$1,000)	Annual payroll (\$1,000)	First-quarter payroll (\$1,000)	Paid employees for pay period including March 12 (number)
KAUAI COUNTY — Con.						
78, 79, 84	Amusement and recreation services, including motion pictures and museums	59	27 457	9 582	2 688	852
781, 2	Motion picture production, distribution, and services	2	(D)	(D)	(D)	AA
783	Motion picture theaters	3	(D)	(D)	(D)	BB
784	Video tape rental	5	1 699	374	94	42
792	Theatrical producers (except motion picture), bands, orchestras, and entertainers	6	1 776	640	218	132
793	Bowling centers	1	(D)	(D)	(D)	BB
79 ex. 792, 3; 84	Commercial sports and other amusement and recreation services, including museums	42	20 594	7 819	2 198	612
80	Health services	77	44 576	20 307	4 813	731
801	Offices and clinics of doctors of medicine	29	28 031	13 497	3 305	417
802	Offices and clinics of dentists	27	8 561	3 520	789	131
803	Offices and clinics of doctors of osteopathy	—	—	—	—	—
804	Offices and clinics of other health practitioners	16	(D)	(D)	(D)	BB
805	Nursing and personal care facilities	2	(D)	(D)	(D)	CC
806	Hospitals	—	—	—	—	—
807, 8, 9	Other health services	3	(D)	(D)	(D)	BB
81	Legal services	23	4 912	1 923	425	67
823, 4, 9	Selected educational services	1	(D)	(D)	(D)	AA
83	Social services	6	(D)	(D)	(D)	BB
835	Child day care services	2	(D)	(D)	(D)	AA
832, 3, 6, 9	Other social services	4	721	273	66	19
87 ex. 8733	Engineering, accounting, research, management, and related services (except noncommercial research organizations)	41	22 058	6 256	1 129	207
871	Engineering, architectural, and surveying services	11	5 933	2 728	553	77
872	Accounting, auditing, and bookkeeping services	25	(D)	(D)	(D)	BB
873 ex. 8733	Research, development, and testing services (except noncommercial research organizations)	1	(D)	(D)	(D)	AA
874	Management and public relations services	4	(D)	(D)	(D)	BB
89	Services, n.e.c.	1	(D)	(D)	(D)	AA
MAUI COUNTY ▲						
	Total	880	918 353	342 818	81 369	16 637
70 ex. 704	Hotels, rooming houses, camps, and other lodging places (except membership lodging)	67	(D)	(D)	(D)	JJ
7011	Hotels and motels	66	493 689	207 107	50 200	10 463
7011 pt.	Hotels	55	487 368	206 027	49 848	10 367
7011 pt.	Motels, motor hotels, and tourist courts	11	6 321	1 080	352	96
702, 3	Other lodging places	1	(D)	(D)	(D)	AA
72	Personal services	80	15 633	5 074	1 246	464
721	Laundry, cleaning, and garment services	15	5 758	1 993	475	146
7211	Power laundries, family and commercial*	—	—	—	—	—
7213	Linen supply*	1	(D)	(D)	(D)	BB
7215	Coin-operated laundries and drycleaning	4	(D)	(D)	(D)	AA
7216	Drycleaning plants, except rug cleaning*	5	2 238	981	236	65
7217	Carpet and upholstery cleaning	2	(D)	(D)	(D)	AA
7218	Industrial launderers*	1	(D)	(D)	(D)	AA
7212, 9	Other laundry, cleaning, and garment services*	2	(D)	(D)	(D)	AA
722	Photographic studios, portrait	6	1 356	438	115	76
723, 4	Beauty and barber shops	45	5 194	1 820	439	144
723	Beauty shops	43	(D)	(D)	(D)	CC
724	Barber shops	2	(D)	(D)	(D)	AA
725	Shoe repair shops and shoeshine parlors	—	—	—	—	—
726	Funeral service and crematories	3	(D)	(D)	(D)	AA
729	Miscellaneous personal services	11	(D)	(D)	(D)	BB
73	Business services	146	51 421	19 397	4 294	1 357
731	Advertising	4	981	375	91	20
732	Consumer credit reporting agencies, mercantile reporting agencies, and adjustment and collection agencies	3	(D)	(D)	(D)	BB
733	Mailing, reproduction, commercial art and photography, and stenographic services	14	3 183	805	181	72
734	Services to dwellings and other buildings	38	12 524	5 810	1 229	309
735	Miscellaneous equipment rental and leasing	22	8 925	2 252	518	108
736	Personnel supply services	7	(D)	(D)	(D)	EE
737	Computer programming, data processing, and other computer related services	10	(D)	(D)	(D)	AA
7371, 2, 3	Computer programming, prepackaged software, and integrated systems	6	(D)	(D)	(D)	AA
7374, 5, 6	Data processing services	1	(D)	(D)	(D)	AA
7377, 8, 9	Computer rental and leasing, maintenance, and related services, n.e.c.	3	(D)	(D)	(D)	AA
738	Miscellaneous business services	48	(D)	(D)	(D)	FF

Table 6. Summary Statistics for Firms Subject to Federal Income Tax for Counties With 350 Establishments or More: 1992 — Con.

[Includes only establishments with payroll. For meaning of abbreviations and symbols, see introductory text. For explanation of terms and comparability of 1987 and 1992 censuses, see appendix A. For information on geographic areas followed by ▲, see appendix F]

SIC code	Geographic area and kind of business or operation	Establishments (number)	Receipts (\$1,000)	Annual payroll (\$1,000)	First-quarter payroll (\$1,000)	Paid employees for pay period including March 12 (number)
	MAUI COUNTY ▲—Con.					
75	Automotive repair, services, and parking	77	94 709	13 123	3 353	772
751	Automotive rental and leasing, without drivers	22	74 844	7 996	2 094	505
752	Automobile parking	7	(D)	(D)	(D)	BB
753	Automotive repair shops	41	(D)	(D)	(D)	CC
7532	Top, body, and upholstery repair shops and paint shops	13	6 145	1 724	425	74
7538	General automotive repair shops	23	8 500	2 036	489	91
7533, 4, 6, 7, 9	Other automotive repair shops	5	(D)	(D)	(D)	AA
754	Automotive services, except repair	7	1 056	337	85	32
76	Miscellaneous repair services	33	10 019	2 696	699	118
762	Electrical repair shops	9	3 235	1 206	300	50
7622	Radio and television repair shops	3	(D)	(D)	(D)	AA
7623, 9	Other electrical and electronic repair shops	6	(D)	(D)	(D)	BB
763	Watch, clock, and jewelry repair	—	—	—	—	—
764	Reupholstery and furniture repair	3	(D)	(D)	(D)	AA
769	Miscellaneous repair and related services	21	(D)	(D)	(D)	BB
78, 79, 84	Amusement and recreation services, including motion pictures and museums	123	72 681	20 462	4 840	1 223
781, 2	Motion picture production, distribution, and services	3	(D)	(D)	(D)	BB
783	Motion picture theaters	3	(D)	(D)	(D)	AA
784	Video tape rental	14	4 062	771	188	86
792	Theatrical producers (except motion picture), bands, orchestras, and entertainers	5	(D)	(D)	(D)	AA
793	Bowling centers	1	(D)	(D)	(D)	AA
79 ex. 792, 3; 84	Commercial sports and other amusement and recreation services, including museums	97	60 625	17 316	4 169	1 038
80	Health services	195	98 513	41 584	9 045	1 099
801	Offices and clinics of doctors of medicine	89	55 704	27 222	6 023	597
802	Offices and clinics of dentists	51	21 581	8 228	1 543	281
803	Offices and clinics of doctors of osteopathy	—	—	—	—	—
804	Offices and clinics of other health practitioners	49	(D)	(D)	(D)	CC
805	Nursing and personal care facilities	—	—	—	—	—
806	Hospitals	—	—	—	—	—
807, 8, 9	Other health services	6	(D)	(D)	(D)	BB
81	Legal services	53	20 846	7 339	1 603	205
823, 4, 9	Selected educational services	4	(D)	(D)	(D)	AA
83	Social services	12	(D)	(D)	(D)	BB
835	Child day care services	7	(D)	(D)	(D)	BB
832, 3, 6, 9	Other social services	5	(D)	(D)	(D)	BB
87 ex. 8733	Engineering, accounting, research, management, and related services (except noncommercial research organizations)	88	56 986	24 488	5 681	850
871	Engineering, architectural, and surveying services	31	26 103	9 989	2 152	252
872	Accounting, auditing, and bookkeeping services	40	23 623	10 472	2 543	461
873 ex. 8733	Research, development, and testing services (except noncommercial research organizations)	2	(D)	(D)	(D)	AA
874	Management and public relations services	15	(D)	(D)	(D)	CC
89	Services, n.e.c.	2	(D)	(D)	(D)	AA

Table 7a. Summary Statistics for Firms Subject to Federal Income Tax for Metropolitan Areas: 1992

[Includes only establishments with payroll. For meaning of abbreviations and symbols, see introductory text. For explanation of terms and comparability of 1987 and 1992 censuses, see appendix A. For definitions of CMSA's, MSA's, and PMSA's, see appendix D]

SIC code	Geographic area and kind of business or operation	Establishments (number)	Receipts (\$1,000)	Annual payroll (\$1,000)	First-quarter payroll (\$1,000)	Paid employees for pay period including March 12 (number)
HONOLULU, HI MSA						
	Total -----	6 248	5 368 982	1 944 260	443 438	81 084
70 ex. 704	Hotels, rooming houses, camps, and other lodging places (except membership lodging) -----	135	(D)	(D)	(D)	JJ
7011	Hotels and motels -----	127	1 297 059	368 198	88 091	19 409
7011 pt.	Hotels -----	118	1 293 523	367 528	87 926	19 362
7011 pt.	Hotels, 25 guestrooms or more -----	112	1 292 858	367 389	87 889	19 348
7011 pt.	Hotels, less than 25 guestrooms -----	6	665	139	37	14
7011 pt.	Motels, motor hotels, and tourist courts -----	9	3 536	670	165	47
7011 pt.	Motels, tourist courts -----	8	(D)	(D)	(D)	BB
7011 pt.	Motor hotels -----	1	(D)	(D)	(D)	AA
702, 3	Other lodging places -----	8	(D)	(D)	(D)	BB
702	Rooming and boarding houses -----	8	(D)	(D)	(D)	BB
703	Camps and recreational vehicle parks -----	-	-	-	-	-
72	Personal services -----	550	183 840	68 145	17 325	5 248
721	Laundry, cleaning, and garment services -----	106	76 737	28 716	7 602	1 851
7211	Power laundries, family and commercial* -----	5	(D)	(D)	(D)	CC
7213	Linen supply* -----	3	(D)	(D)	(D)	FF
7215	Coin-operated laundries and drycleaning -----	22	6 502	1 150	291	92
7216	Drycleaning plants, except rug cleaning* -----	27	18 215	7 781	1 998	558
7217	Carpet and upholstery cleaning -----	23	5 676	1 465	327	149
7218	Industrial laundries* -----	1	(D)	(D)	(D)	BB
7212, 9	Other laundry, cleaning, and garment services* -----	25	3 967	1 213	294	107
7212	Garment pressing, and agents for laundries and drycleaners -----	4	1 787	479	101	32
7219	Laundry and garment services, n.e.c.* -----	21	2 180	734	193	75
722	Photographic studios, portrait -----	40	12 509	2 871	736	273
723, 4	Beauty and barber shops -----	307	54 665	24 100	5 781	1 799
723	Beauty shops -----	275	48 820	20 934	5 040	1 643
724	Barber shops -----	32	5 845	3 166	741	156
725	Shoe repair shops and shoeshine parlors -----	7	827	266	75	20
726	Funeral service and crematories -----	14	10 138	3 267	776	214
729	Miscellaneous personal services -----	76	28 964	8 925	2 355	1 091
7291	Tax return preparation services -----	18	5 231	2 364	823	516
7299	Miscellaneous personal services, n.e.c. -----	58	23 733	6 561	1 532	575
73	Business services -----	1 018	653 629	281 783	66 259	17 826
731	Advertising -----	65	39 601	18 028	4 195	496
7311	Advertising agencies -----	56	37 945	17 224	4 044	477
7312	Outdoor advertising services -----	-	-	-	-	-
7313	Radio, television, publishers' advertising representatives -----	6	(D)	(D)	(D)	AA
7319	Advertising, n.e.c. -----	3	(D)	(D)	(D)	AA
732	Consumer credit reporting agencies, mercantile reporting agencies, and adjustment and collection agencies -----	26	14 491	4 653	1 195	250
7322	Adjustment and collection services -----	19	6 499	2 909	697	155
7323	Credit reporting services -----	7	7 992	1 744	498	95
733	Mailing, reproduction, commercial art and photography, and stenographic services -----	118	58 449	17 241	3 882	1 079
7331	Direct mail advertising services -----	6	2 741	874	101	54
7334	Photocopying and duplicating services -----	24	20 938	5 971	1 269	384
7335, 6	Commercial photography, art, and graphics -----	68	26 136	7 199	1 766	526
7335	Commercial photography -----	23	12 174	3 288	811	326
7336	Commercial art and graphic design -----	45	13 962	3 911	955	200
7338	Secretarial and court reporting services -----	20	8 634	3 197	746	115
734	Services to dwellings and other buildings -----	228	94 870	44 962	10 421	4 033
7342	Disinfecting and pest control services -----	41	24 320	9 271	2 129	440
7349	Building cleaning and maintenance services, n.e.c. -----	187	70 550	35 691	8 292	3 593
735	Miscellaneous equipment rental and leasing -----	89	64 163	15 381	3 526	587
7352	Medical equipment rental and leasing -----	3	10 236	1 894	489	76
7353	Heavy construction equipment rental and leasing -----	20	16 244	5 255	1 107	128
7359	Equipment rental and leasing, n.e.c. -----	66	37 683	8 232	1 930	383
736	Personnel supply services -----	83	98 286	67 591	15 397	4 922
7361	Employment agencies -----	37	10 917	5 791	1 197	676
7363	Help supply services -----	46	87 369	61 800	14 200	4 246
7363 pt.	Temporary help supply -----	37	(D)	(D)	(D)	HH
7363 pt.	Help supply, except temporary -----	9	(D)	(D)	(D)	GG
737	Computer programming, data processing, and other computer related services -----	145	107 477	38 964	9 576	1 307
7371, 2, 3	Computer programming, prepackaged software, and integrated systems -----	68	44 876	17 443	3 985	456
7371	Computer programming services -----	43	(D)	(D)	(D)	EE
7372	Prepackaged software -----	11	(D)	(D)	(D)	BB
7373	Computer integrated systems -----	14	8 865	2 852	655	89
7374, 5, 6	Data processing services -----	37	(D)	(D)	(D)	FF
7374, 5	Computer processing, information retrieval -----	34	(D)	(D)	(D)	FF
7376	Computer facilities management services -----	3	(D)	(D)	(D)	CC
7377, 8, 9	Computer rental and leasing, maintenance, and related services, n.e.c. -----	40	(D)	(D)	(D)	CC
7377	Computer rental and leasing -----	4	1 266	288	67	13
7378	Computer maintenance and repair -----	19	(D)	(D)	(D)	BB
7379	Computer related services, n.e.c. -----	17	5 509	1 793	408	61

HI-30 HAWAII

SERVICE INDUSTRIES—GEOGRAPHIC AREA SERIES

Table 7a. Summary Statistics for Firms Subject to Federal Income Tax for Metropolitan Areas: 1992 — Con.

[Includes only establishments with payroll. For meaning of abbreviations and symbols, see introductory text. For explanation of terms and comparability of 1987 and 1992 censuses, see appendix A. For definitions of CMSA's, MSA's, and PMSA's, see appendix D]

SIC code	Geographic area and kind of business or operation	Establishments (number)	Receipts (\$1,000)	Annual payroll (\$1,000)	First-quarter payroll (\$1,000)	Paid employees for pay period including March 12 (number)
HONOLULU, HI MSA — Con.						
73	Business services—Con.					
738	Miscellaneous business services	264	176 292	74 963	18 067	5 152
7381, 2	Detective agencies and protective services	39	78 504	48 430	11 733	3 743
7381	Detective, guard, and armored car services	31	(D)	(D)	(D)	HH
7382	Security systems services	8	(D)	(D)	(D)	CC
7383	News syndicates	6	2 490	731	169	26
7384	Photofinishing laboratories*	48	30 026	7 426	1 806	463
7389	Business services, n.e.c.	171	65 272	18 376	4 359	920
7389 pt.	Sign painting shops	8	1 386	454	83	22
7389 pt.	Interior designing	30	18 425	4 453	1 073	131
7389 pt.	Telephone answering services	9	3 439	1 386	319	86
7389 pt.	Other business services	124	42 022	12 083	2 884	681
75	Automotive repair, services, and parking	527	410 909	81 182	19 810	4 196
751	Automotive rental and leasing, without drivers	36	195 009	27 693	6 903	1 337
7513	Truck rental and leasing, without drivers	8	(D)	(D)	(D)	BB
7514, 5	Passenger car rental and leasing	27	186 396	25 911	6 600	1 275
7514	Passenger car rental	23	184 509	25 793	6 572	1 269
7515	Passenger car leasing	4	1 887	118	28	6
7519	Utility trailer and recreational vehicle rental	1	(D)	(D)	(D)	AA
752	Automobile parking	133	57 872	8 143	2 004	787
753	Automotive repair shops	315	142 680	40 330	9 601	1 735
7532	Top, body, and upholstery repair shops and paint shops	125	62 422	18 760	4 543	805
7532 pt.	Top and body repair shops	115	57 912	17 409	4 247	738
7532 pt.	Paint shops	10	4 510	1 351	296	67
7538	General automotive repair shops	128	52 200	13 193	3 172	604
7538 pt.	General automotive repair shops, except diesel	121	48 064	12 059	2 840	550
7538 pt.	Diesel repair shops	7	4 136	1 134	332	54
7533, 4, 6, 7, 9	Other automotive repair shops	62	28 058	8 377	1 886	326
7533	Automotive exhaust system repair shops	6	1 647	299	52	18
7534	Tire retreading and repair shops	5	(D)	(D)	(D)	BB
7536	Automotive glass replacement shops	6	5 333	1 528	299	45
7537	Automotive transmission repair shops	13	(D)	(D)	(D)	BB
7539	Automotive repair shops, n.e.c.	32	(D)	(D)	(D)	CC
7539 pt.	Radiator repair	5	2 683	652	158	32
7539 pt.	Brake, front end, and wheel alignment	10	(D)	(D)	(D)	BB
7539 pt.	Automotive electrical and fuel system services	6	3 344	1 141	263	38
7539 pt.	Other automotive repair shops, n.e.c.	11	4 683	1 292	300	40
754	Automotive services, except repair	43	15 348	5 016	1 302	337
7542	Carwashes	15	(D)	(D)	(D)	BB
7549	Automotive services, except repair and carwashes	28	(D)	(D)	(D)	EE
76	Miscellaneous repair services	204	101 567	35 891	8 848	1 534
762	Electrical repair shops	69	44 043	15 855	3 881	597
7622	Radio and television repair shops	7	671	237	57	22
7623, 9	Other electrical and electronic repair shops	62	43 372	15 618	3 824	575
7623	Refrigeration and air-conditioning service and repair shops	23	21 933	6 984	1 589	190
7629	Electrical and electronic repair shops, n.e.c.	39	21 439	8 634	2 235	385
763	Watch, clock, and jewelry repair	9	2 317	587	143	53
764	Reupholstery and furniture repair	22	5 961	1 990	490	104
769	Miscellaneous repair and related services	104	49 246	17 459	4 334	780
7692	Welding repair	9	4 630	2 016	406	88
7694	Armature rewinding shops	2	(D)	(D)	(D)	AA
7699	Repair shops and related services, n.e.c.	93	(D)	(D)	(D)	FF
78, 79, 84	Amusement and recreation services, including motion pictures and museums	392	303 038	76 598	18 705	6 110
781, 2	Motion picture production, distribution, and services	42	16 440	4 411	1 057	177
783	Motion picture theaters	24	(D)	(D)	(D)	FF
7832	Motion picture theaters, except drive-in	22	(D)	(D)	(D)	FF
7833	Drive-in motion picture theaters	2	(D)	(D)	(D)	BB
784	Video tape rental	45	17 992	3 407	851	340
792	Theatrical producers (except motion picture), bands, orchestras, and entertainers	46	23 673	7 736	2 205	1 263
7922	Theatrical producers (except motion picture) and miscellaneous theatrical services	20	(D)	(D)	(D)	CC
7929	Bands, orchestras, actors, and other entertainers and entertainment groups	26	(D)	(D)	(D)	GG
793	Bowling centers	16	(D)	(D)	(D)	EE
79 ex. 792, 3, 84	Commercial sports and other amusement and recreation services, including museums	219	193 001	51 395	12 316	3 463
794	Commercial sports	6	2 418	1 003	195	25
7941	Professional sports clubs, managers, promoters	6	2 418	1 003	195	25
7948	Racing, including track operation	—	—	—	—	—
79 ex. 792, 3, 4, 84	Other amusement and recreation services, including museums	213	190 583	50 392	12 121	3 438
791	Dance studios, schools, and halls	9	(D)	(D)	(D)	BB
7991	Physical fitness facilities	23	13 059	3 577	801	278
7992	Public golf courses	10	34 128	8 731	2 312	633
7993	Coin-operated amusement devices	25	17 020	3 677	809	239
7996	Amusement parks	5	(D)	(D)	(D)	FF
7997	Membership sports and recreation clubs	14	27 639	9 044	2 135	500
7999, 84	Amusement and recreation services, including museums, n.e.c.	127	(D)	(D)	(D)	GG
7999 pt.	Concession operators of amusement devices and rides	5	4 829	926	200	42
7999 pt.	Carnivals, circuses, and fairs	3	(D)	(D)	(D)	CC
7999 pt., 84	Other recreation and amusements, including museums	119	(D)	(D)	(D)	FF

Table 7a. Summary Statistics for Firms Subject to Federal Income Tax for Metropolitan Areas: 1992 — Con.

[Includes only establishments with payroll. For meaning of abbreviations and symbols, see introductory text. For explanation of terms and comparability of 1987 and 1992 censuses, see appendix A. For definitions of CMSA's, MSA's, and PMSA's, see appendix D]

SIC code	Geographic area and kind of business or operation	Establishments (number)	Receipts (\$1,000)	Annual payroll (\$1,000)	First-quarter payroll (\$1,000)	Paid employees for pay period including March 12 (number)
HONOLULU, HI MSA — Con.						
80	Health services	1 682	1 037 555	477 314	104 287	12 040
801	Offices and clinics of doctors of medicine	820	477 830	246 919	52 440	4 400
8011 pt.	Offices of doctors of medicine	789	409 510	197 171	39 844	3 886
8011 pt.	General medical clinics	31	68 320	49 748	12 596	514
802	Offices and clinics of dentists	497	168 324	66 170	14 542	2 494
803	Offices and clinics of doctors of osteopathy	10	(D)	(D)	(D)	BB
804	Offices and clinics of other health practitioners	239	70 424	23 127	5 107	832
8041	Offices and clinics of chiropractors	76	24 916	8 462	1 913	260
8042	Offices and clinics of optometrists	77	21 635	5 095	1 129	262
8043	Offices and clinics of podiatrists	11	2 218	343	81	22
8049	Offices and clinics of health practitioners, n.e.c.	75	21 655	9 227	1 984	288
805	Nursing and personal care facilities	16	66 145	29 877	7 250	1 286
8051	Skilled nursing care facilities	9	(D)	(D)	(D)	FF
8052	Intermediate care facilities	4	(D)	(D)	(D)	EE
8059	Nursing and personal care facilities, n.e.c.	3	810	233	45	20
806	Hospitals	2	(D)	(D)	(D)	GG
8062	General medical and surgical hospitals	1	(D)	(D)	(D)	GG
8063, 9	Specialty hospitals	1	(D)	(D)	(D)	CC
807, 8, 9	Other health services	98	(D)	(D)	(D)	GG
807	Medical and dental laboratories	53	(D)	(D)	(D)	FF
8071	Medical laboratories	23	(D)	(D)	(D)	FF
8072	Dental laboratories	30	8 702	4 129	985	171
808	Home health care services	2	(D)	(D)	(D)	BB
809	Miscellaneous health and allied services, n.e.c.	43	(D)	(D)	(D)	EE
8092	Kidney dialysis centers	—	—	—	—	—
8093	Specialty outpatient facilities, n.e.c.	27	15 121	5 819	1 338	213
8099	Health and allied services, n.e.c.	16	(D)	(D)	(D)	CC
81	Legal services	585	417 013	170 053	33 926	3 767
823, 4, 9	Selected educational services	80	17 877	6 103	1 374	473
823	Libraries	1	(D)	(D)	(D)	AA
824	Vocational schools	14	(D)	(D)	(D)	CC
829	Schools and educational services, n.e.c.	65	(D)	(D)	(D)	EE
83	Social services	67	26 590	10 320	2 523	637
835	Child day care services	24	3 274	1 417	356	162
832, 3, 6, 9	Other social services	43	23 316	8 903	2 167	475
87 ex. 8733	Engineering, accounting, research, management, and related services (except noncommercial research organizations)	963	891 892	358 145	80 023	9 511
871	Engineering, architectural, and surveying services	392	528 479	221 029	47 471	4 987
8711	Engineering services	220	358 990	156 871	33 253	3 390
8712	Architectural services	160	163 384	60 951	13 571	1 497
8713	Surveying services	12	6 105	3 207	647	100
872	Accounting, auditing, and bookkeeping services	290	161 123	63 520	15 116	2 234
873 ex. 8733	Research, development, and testing services (except noncommercial research organizations)	29	22 533	10 193	2 458	438
8731	Commercial physical and biological research	10	(D)	(D)	(D)	CC
8732	Commercial economic, sociological, and educational research	10	(D)	(D)	(D)	CC
8734	Testing laboratories	9	(D)	(D)	(D)	BB
874	Management and public relations services	252	179 757	63 403	14 978	1 852
8741	Management services	90	(D)	(D)	(D)	FF
8742	Management consulting services	98	31 068	11 520	2 841	340
8743	Public relations services	16	(D)	(D)	(D)	CC
8744	Facilities support management services	6	(D)	(D)	(D)	FF
8748	Business consulting services, n.e.c.	42	19 541	5 842	1 086	148
89	Services, n.e.c.	45	(D)	(D)	(D)	EE

Table 7b. Summary Statistics for Firms Exempt From Federal Income Tax for Metropolitan Areas: 1992

[Includes only establishments with payroll. For meaning of abbreviations and symbols, see introductory text. For explanation of terms and comparability of 1987 and 1992 censuses, see appendix A. For definitions of CMSA's, MSA's, and PMSA's, see appendix D]

SIC code	Geographic area and kind of business or operation	Establishments (number)	Revenue (\$1,000)	Annual payroll (\$1,000)	First-quarter payroll (\$1,000)	Paid employees for pay period including March 12 (number)
	HONOLULU, HI MSA					
	Total	690	1 718 951	768 048	189 433	30 622
7032, 704	Camps and membership lodging	-	-	-	-	-
792, 7991 pt., 7997, 7999 pt., 84	Selected amusement, recreation, and related services	34	98 144	37 307	9 211	2 518
8011 pt.; 8021 pt.; 805, 6, 8, 9	Selected health services	68	1 220 288	592 683	146 287	19 510
8011 pt., 8021 pt., 805	Clinics of doctors of medicine and dentists	19	(D)	(D)	(D)	GG
	Nursing and personal care facilities	8	(D)	(D)	(D)	FF
806	Hospitals	15	1 054 109	514 413	128 039	16 339
8062	General medical and surgical hospitals	10	(D)	(D)	(D)	JJ
8063, 9	Specialty hospitals	5	(D)	(D)	(D)	HH
808, 9	Other health services	26	(D)	(D)	(D)	FF
8111 pt.	Legal aid societies and similar legal services	10	(D)	(D)	(D)	BB
823, 4, 9	Selected educational services	44	(D)	(D)	(D)	EE
83	Social services	274	180 089	69 805	17 062	5 061
835	Child day care services	91	22 416	12 294	3 133	1 129
832, 3, 6, 9	Other social services	183	157 673	57 511	13 929	3 932
832	Individual and family social services	72	52 098	23 695	5 773	1 645
833	Job training and vocational rehabilitation services	15	18 278	8 623	2 122	744
836	Residential care	39	36 852	11 648	2 767	802
839	Social services, n.e.c.	57	50 445	13 545	3 267	741
861, 2, 4, 9	Selected membership organizations	232	135 128	39 305	9 315	2 447
861	Business associations	51	39 984	10 316	2 505	380
864	Civic, social, and fraternal associations	125	60 398	20 442	4 781	1 700
862, 9	Other membership organizations	56	34 746	8 547	2 029	367
873, 4 ex. 8744	Research, testing, and consulting services, except facilities support management services	28	62 903	20 528	5 510	644
873	Research, development, and testing services	23	61 239	20 088	5 410	631
874 ex. 8744	Management and public relations services, except facilities support management services	5	1 664	440	100	13

Table 8a. Summary Statistics for Firms Subject to Federal Income Tax for the Area Outside Metropolitan Areas: 1992

[Includes only establishments with payroll. For meaning of abbreviations and symbols, see introductory text. For explanation of terms and comparability of 1987 and 1992 censuses, see appendix A. For definitions of CMSA's, MSA's, and PMSA's, see appendix D]

SIC code	Kind of business or operation	Establishments (number)	Receipts (\$1,000)	Annual payroll (\$1,000)	First-quarter payroll (\$1,000)	Paid employees for pay period including March 12 (number)
	Total	2 220	1 921 737	710 018	173 999	36 881
70 ex. 704	Hotels, rooming houses, camps, and other lodging places (except membership lodging)	132	(D)	(D)	(D)	JJ
7011	Hotels and motels	129	948 799	392 708	100 088	21 591
7011 pt.	Hotels	108	940 318	391 005	99 546	21 430
7011 pt.	Hotels, 25 guestrooms or more	99	937 713	390 215	99 364	21 379
7011 pt.	Hotels, less than 25 guestrooms	9	2 605	790	182	51
7011 pt.	Motels, motor hotels, and tourist courts	21	8 481	1 703	542	161
7011 pt.	Motels, tourist courts	21	8 481	1 703	542	161
7011 pt.	Motor hotels	-	-	-	-	-
702, 3	Other lodging places	3	(D)	(D)	(D)	AA
702	Rooming and boarding houses	2	(D)	(D)	(D)	AA
703	Camps and recreational vehicle parks	1	(D)	(D)	(D)	AA

Table 8a. Summary Statistics for Firms Subject to Federal Income Tax for the Area Outside Metropolitan Areas: 1992 — Con.

[Includes only establishments with payroll. For meaning of abbreviations and symbols, see introductory text. For explanation of terms and comparability of 1987 and 1992 censuses, see appendix A. For definitions of CMSA's, MSA's, and PMSA's, see appendix D]

SIC code	Kind of business or operation	Establishments (number)	Receipts (\$1,000)	Annual payroll (\$1,000)	First-quarter payroll (\$1,000)	Paid employees for pay period including March 12 (number)
72	Personal services -----	196	37 929	12 460	3 109	1 121
721	Laundry, cleaning, and garment services -----	44	14 629	4 938	1 241	400
7211	Power laundries, family and commercial* -----	2	(D)	(D)	(D)	BB
7213	Linen supply* -----	4	(D)	(D)	(D)	CC
7215	Coin-operated laundries and drycleaning -----	14	2 490	504	130	57
7216	Drycleaning plants, except rug cleaning* -----	10	2 926	1 236	299	93
7217	Carpet and upholstery cleaning -----	11	1 516	307	79	37
7218	Industrial launderers* -----	1	(D)	(D)	(D)	AA
7212, 9	Other laundry, cleaning, and garment services* -----	2	(D)	(D)	(D)	AA
7212	Garment pressing, and agents for laundries and drycleaners -----	—	—	—	—	—
7219	Laundry and garment services, n.e.c.* -----	2	(D)	(D)	(D)	AA
722	Photographic studios, portrait -----	16	3 626	873	211	111
723, 4	Beauty and barber shops -----	98	10 391	3 834	988	326
723	Beauty shops -----	94	9 954	3 651	949	312
724	Barber shops -----	4	437	183	39	14
725	Shoe repair shops and shoeshine parlors -----	—	—	—	—	—
726	Funeral service and crematories -----	12	4 857	1 477	278	71
729	Miscellaneous personal services -----	26	4 426	1 338	391	213
7291	Tax return preparation services -----	13	1 966	835	282	166
7299	Miscellaneous personal services, n.e.c. -----	13	2 460	503	109	47
73	Business services -----	330	114 857	42 611	9 636	2 974
731	Advertising -----	13	2 981	840	216	48
7311	Advertising agencies -----	9	2 365	751	184	35
7312	Outdoor advertising services -----	—	—	—	—	—
7313	Radio, television, publishers' advertising representatives -----	2	(D)	(D)	(D)	AA
7319	Advertising, n.e.c. -----	2	(D)	(D)	(D)	AA
732	Consumer credit reporting agencies, mercantile reporting agencies, and adjustment and collection agencies -----	5	1 294	797	189	35
7322	Adjustment and collection services -----	5	1 294	797	189	35
7323	Credit reporting services -----	—	—	—	—	—
733	Mailing, reproduction, commercial art and photography, and stenographic services -----	30	6 734	1 928	458	125
7331	Direct mail advertising services -----	—	—	—	—	—
7334	Photocopying and duplicating services -----	8	2 290	908	236	57
7335, 6	Commercial photography, art, and graphics -----	14	3 164	689	147	51
7335	Commercial photography -----	7	1 529	414	77	36
7336	Commercial art and graphic design -----	7	1 635	275	70	15
7338	Secretarial and court reporting services -----	8	1 280	331	75	17
734	Services to dwellings and other buildings -----	88	24 346	10 837	2 333	663
7342	Disinfecting and pest control services -----	18	9 799	3 849	901	182
7349	Building cleaning and maintenance services, n.e.c. -----	70	14 547	6 988	1 432	481
735	Miscellaneous equipment rental and leasing -----	52	25 550	6 260	1 365	266
7352	Medical equipment rental and leasing -----	3	908	184	31	8
7353	Heavy construction equipment rental and leasing -----	12	4 218	1 227	272	49
7359	Equipment rental and leasing, n.e.c. -----	37	20 424	4 849	1 062	209
736	Personnel supply services -----	16	11 138	5 506	1 237	569
7361	Employment agencies -----	4	2 933	1 460	226	241
7363	Help supply services -----	12	8 205	4 046	1 011	328
7363 pt.	Temporary help supply -----	11	(D)	(D)	(D)	EE
7363 pt.	Help supply, except temporary -----	1	(D)	(D)	(D)	AA
737	Computer programming, data processing, and other computer related services -----	20	5 488	1 939	307	63
7371, 2, 3	Computer programming, prepackaged software, and integrated systems -----	11	2 374	842	125	25
7371	Computer programming services -----	8	(D)	(D)	(D)	AA
7372	Prepackaged software -----	3	(D)	(D)	(D)	AA
7373	Computer integrated systems -----	—	—	—	—	—
7374, 5, 6	Data processing services -----	2	(D)	(D)	(D)	AA
7374, 5	Computer processing, information retrieval -----	1	(D)	(D)	(D)	AA
7376	Computer facilities management services -----	1	(D)	(D)	(D)	AA
7377, 8, 9	Computer rental and leasing, maintenance, and related services, n.e.c. -----	7	(D)	(D)	(D)	BB
7377	Computer rental and leasing -----	—	—	—	—	—
7378	Computer maintenance and repair -----	4	(D)	(D)	(D)	BB
7379	Computer related services, n.e.c. -----	3	930	263	—	1
738	Miscellaneous business services -----	106	37 326	14 504	3 531	1 205
7381, 2	Detective agencies and protective services -----	23	15 200	9 388	2 290	818
7381	Detective, guard, and armored car services -----	20	(D)	(D)	(D)	FF
7382	Security systems services -----	3	(D)	(D)	(D)	AA
7383	News syndicates -----	—	—	—	—	—
7384	Photofinishing laboratories* -----	32	8 576	1 830	481	135
7389	Business services, n.e.c. -----	51	13 550	3 286	760	252
7389 pt.	Sign painting shops -----	3	503	82	16	5
7389 pt.	Interior designing -----	3	388	21	3	1
7389 pt.	Telephone answering services -----	6	672	264	72	27
7389 pt.	Other business services -----	39	11 987	2 919	669	219
75	Automotive repair, services, and parking -----	193	187 776	27 252	7 031	1 586
751	Automotive rental and leasing, without drivers -----	46	137 077	14 107	3 729	899
7513	Truck rental and leasing, without drivers -----	3	(D)	(D)	(D)	AA
7514, 5	Passenger car rental and leasing -----	41	135 507	13 871	3 678	889
7514	Passenger car rental -----	41	135 507	13 871	3 678	889
7515	Passenger car leasing -----	—	—	—	—	—
7519	Utility trailer and recreational vehicle rental -----	2	(D)	(D)	(D)	AA
752	Automobile parking -----	13	4 875	797	225	85

Table 8a. Summary Statistics for Firms Subject to Federal Income Tax for the Area Outside Metropolitan Areas: 1992 — Con.

[Includes only establishments with payroll. For meaning of abbreviations and symbols, see introductory text. For explanation of terms and comparability of 1987 and 1992 censuses, see appendix A. For definitions of CMSA's, MSA's, and PMSA's, see appendix D]

SIC code	Kind of business or operation	Establishments (number)	Receipts (\$1,000)	Annual payroll (\$1,000)	First-quarter payroll (\$1,000)	Paid employees for pay period including March 12 (number)
75	Automotive repair, services, and parking — Con.					
753	Automotive repair shops -----	120	43 525	11 532	2 734	535
7532	Top, body, and upholstery repair shops and paint shops -----	37	15 741	4 670	1 114	223
7532 pt.	Top and body repair shops -----	34	15 149	4 520	1 090	219
7532 pt.	Paint shops -----	3	592	150	24	4
7538	General automotive repair shops -----	63	22 261	5 583	1 330	259
7538 pt.	General automotive repair shops, except diesel -----	54	20 439	5 060	1 218	236
7538 pt.	Diesel repair shops -----	9	1 822	523	112	23
7533, 4, 6, 7, 9	Other automotive repair shops -----	20	5 523	1 279	290	53
7533	Automotive exhaust system repair shops -----	3	516	197	39	7
7534	Tire retreading and repair shops -----	1	(D)	(D)	(D)	AA
7536	Automotive glass replacement shops -----	5	2 135	429	79	15
7537	Automotive transmission repair shops -----	2	(D)	(D)	(D)	AA
7539	Automotive repair shops, n.e.c. -----	9	(D)	(D)	(D)	BB
7539 pt.	Radiator repair -----	3	977	253	71	13
7539 pt.	Brake, front end, and wheel alignment -----	2	(D)	(D)	(D)	AA
7539 pt.	Automotive electrical and fuel system services -----	4	819	191	41	6
7539 pt.	Other automotive repair shops, n.e.c. -----	—	—	—	—	—
754	Automotive services, except repair -----	14	2 299	816	343	67
7542	Carwashes -----	2	(D)	(D)	(D)	AA
7549	Automotive services, except repair and carwashes -----	12	(D)	(D)	(D)	BB
76	Miscellaneous repair services -----	77	22 937	6 442	1 636	293
762	Electrical repair shops -----	23	9 100	3 098	776	131
7622	Radio and television repair shops -----	5	1 172	262	59	15
7623, 9	Other electrical and electronic repair shops -----	18	7 928	2 836	717	116
7623	Refrigeration and air-conditioning service and repair shops -----	9	4 435	1 304	333	50
7629	Electrical and electronic repair shops, n.e.c. -----	9	3 493	1 532	384	66
763	Watch, clock, and jewelry repair -----	—	—	—	—	—
764	Reupholstery and furniture repair -----	5	689	100	23	11
769	Miscellaneous repair and related services -----	49	13 148	3 244	837	151
7692	Welding repair -----	5	1 293	199	72	16
7694	Armature rewinding shops -----	3	(D)	(D)	(D)	BB
7699	Repair shops and related services, n.e.c. -----	41	(D)	(D)	(D)	CC
78, 79, 84	Amusement and recreation services, including motion pictures and museums -----	296	153 162	49 461	11 924	3 273
781, 2	Motion picture production, distribution, and services -----	8	3 954	1 617	447	73
783	Motion picture theaters -----	10	(D)	(D)	(D)	CC
7832	Motion picture theaters, except drive-in -----	10	(D)	(D)	(D)	CC
7833	Drive-in motion picture theaters -----	—	—	—	—	—
784	Video tape rental -----	33	8 917	1 845	442	205
792	Theatrical producers (except motion picture), bands, orchestras, and entertainers -----	18	6 307	1 903	382	202
7922	Theatrical producers (except motion picture) and miscellaneous theatrical services -----	4	(D)	(D)	(D)	BB
7929	Bands, orchestras, actors, and other entertainers and entertainment groups -----	14	(D)	(D)	(D)	CC
793	Bowling centers -----	5	(D)	(D)	(D)	BB
79 ex. 792, 3, 84	Commercial sports and other amusement and recreation services, including museums -----	222	123 809	41 614	10 095	2 588
794	Commercial sports -----	3	1 157	227	43	4
7941	Professional sports clubs, managers, promoters -----	3	1 157	227	43	4
7948	Racing, including track operation -----	—	—	—	—	—
79 ex. 792, 3, 4, 84	Other amusement and recreation services, including museums -----	219	122 652	41 387	10 052	2 584
791	Dance studios, schools, and halls -----	5	(D)	(D)	(D)	BB
7991	Physical fitness facilities -----	14	5 198	1 648	425	178
7992	Public golf courses -----	21	47 760	19 938	4 885	998
7993	Coin-operated amusement devices -----	13	6 645	856	184	60
7996	Amusement parks -----	1	(D)	(D)	(D)	AA
7997	Membership sports and recreation clubs -----	6	6 374	2 463	513	248
7999, 84	Amusement and recreation services, including museums, n.e.c. -----	159	(D)	(D)	(D)	GG
7999 pt.	Concession operators of amusement devices and rides -----	5	1 678	853	301	106
7999 pt.	Carnivals, circuses, and fairs -----	2	(D)	(D)	(D)	AA
7999 pt., 84	Other recreation and amusements, including museums -----	152	(D)	(D)	(D)	FF
80	Health services -----	543	273 325	112 241	25 636	3 603
801	Offices and clinics of doctors of medicine -----	246	143 347	65 377	15 077	1 710
8011 pt.	Offices of doctors of medicine -----	230	129 584	55 543	12 581	1 548
8011 pt.	General medical clinics -----	16	13 763	9 834	2 496	162
802	Offices and clinics of dentists -----	143	51 359	19 798	4 135	744
803	Offices and clinics of doctors of osteopathy -----	1	(D)	(D)	(D)	AA
804	Offices and clinics of other health practitioners -----	115	30 862	9 298	2 017	344
8041	Offices and clinics of chiropractors -----	43	13 912	4 436	911	148
8042	Offices and clinics of optometrists -----	22	6 012	1 447	298	68
8043	Offices and clinics of podiatrists -----	5	1 653	627	145	21
8049	Offices and clinics of health practitioners, n.e.c. -----	45	9 285	2 788	663	107
805	Nursing and personal care facilities -----	4	15 593	7 239	1 873	425
8051	Skilled nursing care facilities -----	1	(D)	(D)	(D)	BB
8052	Intermediate care facilities -----	3	(D)	(D)	(D)	EE
8059	Nursing and personal care facilities, n.e.c. -----	—	—	—	—	—
806	Hospitals -----	—	—	—	—	—
8062	General medical and surgical hospitals -----	—	—	—	—	—
8063, 9	Specialty hospitals -----	—	—	—	—	—

Table 8a. Summary Statistics for Firms Subject to Federal Income Tax for the Area Outside Metropolitan Areas: 1992 — Con.

[Includes only establishments with payroll. For meaning of abbreviations and symbols, see introductory text. For explanation of terms and comparability of 1987 and 1992 censuses, see appendix A. For definitions of CMSA's, MSA's, and PMSA's, see appendix D]

SIC code	Kind of business or operation	Establishments (number)	Receipts (\$1,000)	Annual payroll (\$1,000)	First-quarter payroll (\$1,000)	Paid employees for pay period including March 12 (number)
80	Health services — Con.					
807, 8, 9	Other health services	34	(D)	(D)	(D)	EE
807	Medical and dental laboratories	18	(D)	(D)	(D)	EE
8071	Medical laboratories	10	(D)	(D)	(D)	CC
8072	Dental laboratories	8	1 822	502	133	25
808	Home health care services	3	(D)	(D)	(D)	BB
809	Miscellaneous health and allied services, n.e.c.	13	(D)	(D)	(D)	BB
8092	Kidney dialysis centers	—	—	—	—	—
8093	Specialty outpatient facilities, n.e.c.	9	3 554	1 135	231	46
8099	Health and allied services, n.e.c.	4	(D)	(D)	(D)	AA
81	Legal services	156	64 527	20 436	4 485	684
823, 4, 9	Selected educational services	13	2 348	586	160	45
823	Libraries	—	—	—	—	—
824	Vocational schools	2	(D)	(D)	(D)	AA
829	Schools and educational services, n.e.c.	11	(D)	(D)	(D)	BB
83	Social services	38	6 956	3 188	800	198
835	Child day care services	18	1 831	891	207	72
832, 3, 6, 9	Other social services	20	5 125	2 297	593	126
87 ex. 8733	Engineering, accounting, research, management, and related services (except noncommercial research organizations)	241	108 256	42 380	9 428	1 500
871	Engineering, architectural, and surveying services	87	48 235	19 391	4 139	536
8711	Engineering services	42	26 073	10 596	2 416	298
8712	Architectural services	32	17 799	6 730	1 257	164
8713	Surveying services	13	4 363	2 065	466	74
872	Accounting, auditing, and bookkeeping services	117	38 371	15 958	3 872	739
873 ex. 8733	Research, development, and testing services (except noncommercial research organizations)	7	1 290	606	148	20
8731	Commercial physical and biological research	2	(D)	(D)	(D)	AA
8732	Commercial economic, sociological, and educational research	1	(D)	(D)	(D)	AA
8734	Testing laboratories	4	(D)	(D)	(D)	AA
874	Management and public relations services	30	20 360	6 425	1 269	205
8741	Management services	11	(D)	(D)	(D)	CC
8742	Management consulting services	11	2 870	937	225	65
8743	Public relations services	3	(D)	(D)	(D)	AA
8744	Facilities support management services	1	(D)	(D)	(D)	AA
8748	Business consulting services, n.e.c.	4	824	282	59	7
89	Services, n.e.c.	5	(D)	(D)	(D)	AA

Table 8b. Summary Statistics for Firms Exempt From Federal Income Tax for the Area Outside Metropolitan Areas: 1992

[Includes only establishments with payroll. For meaning of abbreviations and symbols, see introductory text. For explanation of terms and comparability of 1987 and 1992 censuses, see appendix A. For definitions of CMSA's, MSA's, and PMSA's, see appendix D]

SIC code	Kind of business or operation	Establishments (number)	Revenue (\$1,000)	Annual payroll (\$1,000)	First-quarter payroll (\$1,000)	Paid employees for pay period including March 12 (number)
	Total	342	362 126	155 582	38 532	6 870
7032, 704	Camps and membership lodging	1	(D)	(D)	(D)	AA
792, 7991 pt., 7997, 7999 pt., 84	Selected amusement, recreation, and related services	25	13 315	5 258	1 265	321
8011 pt.; 8021 pt.; 805, 6, 8, 9	Selected health services	37	226 407	108 837	27 479	3 911
8111 pt.	Legal aid societies and similar legal services	6	(D)	(D)	(D)	BB
823, 4, 9	Selected educational services	7	(D)	(D)	(D)	BB
83	Social services	148	50 562	23 132	5 633	1 659
835	Child day care services	29	5 164	2 689	635	224
832, 3, 6, 9	Other social services	119	45 398	20 443	4 998	1 435
861, 2, 4, 9	Selected membership organizations	111	49 578	9 748	2 074	654
873, 4 ex. 8744	Research, testing, and consulting services, except facilities support management services	7	19 184	7 243	1 738	240

Table 9. Places With 2,500 Inhabitants or More Ranked by Volume of Receipts of Firms Subject to Federal Income Tax: 1992

[Includes only establishments with payroll. For meaning of abbreviations and symbols, see introductory text. For explanation of terms and comparability of 1987 and 1992 censuses, see appendix A. For information on geographic areas followed by ▲, see appendix F]

Geographic area	Receipts		Cumulative receipts		Geographic area	Receipts		Cumulative receipts	
	Rank ¹	Amount (\$1,000)	Amount (\$1,000)	Percent of State total		Rank ¹	Amount (\$1,000)	Amount (\$1,000)	Percent of State total
Hawaii ▲ -----	(X)	7 290 719	7 290 719	100.0	Hawaii ▲—Con.				
Honolulu -----	1	4 559 049	4 559 049	62.5	Waihee-Waiehue -----	(X)	—	6 321 898	86.7
Hilo -----	2	204 396	4 763 445	65.3	Ewa Villages ▲ -----	(X)	—	6 321 898	86.7
Lahaina -----	3	167 454	4 930 899	67.6	Hawaiian Paradise Park ▲ -----	(X)	—	6 321 898	86.7
Aiea -----	4	165 156	5 096 055	69.9	Village Park ▲ -----	(X)	—	6 321 898	86.7
Kailua (Hawaii County) -----	5	149 521	5 245 576	71.9	Pupukea ▲ -----	(X)	—	6 321 898	86.7
Kihei -----	6	149 065	5 394 641	74.0	Hawaiian Beaches ▲ -----	(X)	—	6 321 898	86.7
Lihue -----	7	140 529	5 535 170	75.9	Halawa ▲ -----	(X)	—	6 321 898	86.7
Wailuku -----	8	131 363	5 666 533	77.7	Waipio ▲ -----	(X)	—	6 321 898	86.7
Kahului -----	9	128 700	5 795 233	79.5	Maunawili -----	(X)	—	6 321 898	86.7
Kailua (Honolulu County) -----	10	98 330	5 893 563	80.8	Whitmore Village -----	(X)	—	6 321 898	86.7
Kaneohe -----	11	81 928	5 975 491	82.0	Waipio Acres -----	(X)	—	6 321 898	86.7
Waipahu -----	12	67 314	6 042 805	82.9	Hickam Housing -----	(X)	—	6 321 898	86.7
Pearl City -----	13	65 224	6 108 029	83.8	Iroquois Point -----	(X)	—	6 321 898	86.7
Ewa Beach -----	14	38 564	6 146 593	84.3	Kalaoa ▲ -----	(X)	—	6 321 898	86.7
Kapaa -----	15	31 911	6 178 504	84.7	Ahuimanu -----	(X)	—	6 321 898	86.7
Wahiawa -----	16	30 426	6 208 930	85.2	Aliamanu ▲ -----	(X)	—	6 321 898	86.7
Milliani Town -----	17	28 210	6 237 140	85.5	Captain Cook -----	(X)	(D)	(X)	(X)
Waianae -----	18	25 687	6 262 827	85.9	Fort Shafter ▲ -----	(X)	(D)	(X)	(X)
Waimanalo -----	19	16 817	6 279 644	86.1	Hanamaulu -----	(X)	(D)	(X)	(X)
Island of Molokai ▲ -----	20	11 803	6 291 447	86.3	Heeia -----	(X)	(D)	(X)	(X)
Laie -----	21	6 367	6 297 814	86.4	Holualoa -----	(X)	(D)	(X)	(X)
Pukalani -----	22	6 146	6 303 960	86.5	Island of Lanai ▲ -----	(X)	(D)	(X)	(X)
Makawao -----	23	5 334	6 309 294	86.5	Kahaluu -----	(X)	(D)	(X)	(X)
Schofield Barracks -----	24	3 814	6 313 108	86.6	Kaneohe Station ▲ -----	(X)	(D)	(X)	(X)
Napili-Honokowai -----	25	3 796	6 316 904	86.6	Kekaha -----	(X)	(D)	(X)	(X)
Kalaheo -----	26	2 817	6 319 721	86.7	Maii -----	(X)	(D)	(X)	(X)
Makalo City -----	27	1 037	6 320 758	86.7	Makaha -----	(X)	(D)	(X)	(X)
Haiku-Pauwela -----	28	715	6 321 473	86.7	Mountain View -----	(X)	(D)	(X)	(X)
Hauula -----	29	333	6 321 806	86.7	Nanakuli -----	(X)	(D)	(X)	(X)
Kaunakakai -----	30	92	6 321 898	86.7	Waialua -----	(X)	(D)	(X)	(X)
					Wailea-Makena -----	(X)	(D)	(X)	(X)
					Wailua Homesteads ▲ -----	(X)	(D)	(X)	(X)
					Waimalu ▲ -----	(X)	(D)	(X)	(X)
					Waimanalo Beach -----	(X)	(D)	(X)	(X)
					Waimea -----	(X)	(D)	(X)	(X)
					Wheeler AFB ▲ -----	(X)	(D)	(X)	(X)

¹Places with suppressed receipts (if applicable) are listed at end of table rather than by rank to avoid disclosing data for individual companies.

Table 10. Counties Ranked by Volume of Receipts of Firms Subject to Federal Income Tax: 1992

[Includes only establishments with payroll. For meaning of abbreviations and symbols, see introductory text. For explanation of terms and comparability of 1987 and 1992 censuses, see appendix A. For information on geographic areas followed by ▲, see appendix F]

Geographic area	Receipts		Cumulative receipts		Geographic area	Receipts		Cumulative receipts	
	Rank ¹	Amount (\$1,000)	Amount (\$1,000)	Percent of State total		Rank ¹	Amount (\$1,000)	Amount (\$1,000)	Percent of State total
Hawaii ▲ -----	(X)	7 290 719	7 290 719	100.0	Hawaii ▲—Con.				
Honolulu ▲ -----	1	5 368 982	5 368 982	73.6	Hawaii -----	3	651 105	6 938 440	95.2
Maui ▲ -----	2	918 353	6 287 335	86.2	Kauai -----	4	352 279	7 290 719	100.0

¹Counties with suppressed receipts (if applicable) are listed at end of table rather than by rank to avoid disclosing data for individual companies.

Appendix A.

General Explanation

CENSUS COVERAGE AND METHODOLOGY

Structure and method of enumeration. Firms in the 1992 Census of Service Industries were divided into the nonmail universe and mail universe. The coverage and the method of obtaining census information from each follow:

1. The nonmail universe consisted of firms which were not required to file a regular census return and included:

- a. All taxable nonemployers, i.e., all firms subject to Federal income tax with no paid employees during 1992. Receipts information for these firms was obtained from administrative records of other Federal agencies. Although consisting of many firms, nonemployers accounted for less than 10 percent of total receipts of all establishments covered in the census.

The census included only those service nonemployer firms which reported a receipts volume of \$1,000 or more during 1992. Establishments exempt from Federal income tax with no paid employees were excluded as in previous censuses.

Data for nonemployers are not included in this report but are provided in a subsequent Non-employer Statistics report (SC92-N-1).

- b. Selected small employers, i.e., single-establishment firms with payroll below a specified cutoff. (The term "employers" refers to firms with one or more paid employees at any time during 1992 as shown in the active administrative records of other Federal agencies.) Although the payroll cutoff varied by kind of business, small employers generally included firms with less than 10 employees and represented about 10 percent of total receipts of establishments covered in the census.

Data on receipts, payroll, and employment for employer firms below the payroll cutoff were derived or estimated from administrative records of other Federal agencies, except for a sample of small employer firms in classifications for which specialized data requirements precluded reliance solely on administrative records sources. This sample was included in the mail universe.

2. The mail universe consisted of firms for which information was obtained by means of a mail canvass and included:

- a. Large employers, i.e., all multiestablishment firms, and all employer firms above the payroll size cutoff referred to in section 1b. Within this category, a report of company organization was conducted periodically to identify establishment locations of firms which operated at more than one location and to obtain information on payroll and mid-March employment at each location. The 1991 Report of Company Organization was used as a coverage check in the census. In the 1992 census, all multi-establishment firms were asked to notify the Census Bureau of any establishments for which a form was not received. Report forms were subsequently provided to the firms for these establishments.
- b. A sample of small employer firms in classifications for which specialized data precluded reliance solely on administrative records sources. These firms were sent the census mailing packages containing the appropriate 1992 questionnaire.

Method of classifying kinds of business. The service industries classifications for all establishments were based on the *Standard Industrial Classification Manual: 1987*¹ (SIC). However, the method of assigning these classifications, and the level of detail at which establishments were classified, differed between the nonmail and mail universes as follows:

1. The nonmail universe

- a. Nonemployers were classified on the basis of information obtained from administrative records of other Federal agencies.
- b. Selected small employers were classified on the basis of the most current census kind-of-business classification available from one of the Census Bureau's current sample surveys or the 1987 census. Otherwise, the classification was obtained from administrative records of other Federal agencies.

If the census or administrative record classifications proved inadequate (none corresponded to a 1992 census classification in the detail required for

¹*Standard Industrial Classification Manual: 1987*. For sale by Superintendent of Documents, U.S. Government Printing Office, Washington, DC 20402. Stock No. 041-001-00314-2.

employers), the firm was sent a brief inquiry requesting information necessary to assign a 1992 census kind-of-business code.

2. Establishments in the mail universe were classified on the basis of their self-designation, answers to questions on receipts by type of service provided, and other special inquiries.

Method of assigning tax status. For kind-of-business classifications² where there were substantial numbers of taxable and tax-exempt establishments, establishments were classified based on the Federal income tax filing requirement for the establishment or organization. This classification was based primarily on the response to an inquiry on the census questionnaire. Establishments that indicated that all or part of their income was exempt from Federal income tax under provisions of section 501 of the IRS code were classified as tax-exempt; establishments indicating no such exemption were classified as taxable. All government-operated hospitals were classified as tax-exempt. For establishments in the nonmail universe, the tax status classification was based upon the type of tax return filed by the firm or organization.

For selected kind-of-business classifications³ comprised primarily of tax-exempt establishments, all establishments in those classifications were defined as tax-exempt. All establishments in the remaining kind-of-business classifications (comprised primarily of taxable establishments) were defined as taxable.

COMPARABILITY OF THE 1987 AND 1992 CENSUSES

The 1987 and 1992 censuses were conducted under similar conditions and procedures except for the following:

Geographic areas. The boundaries of a number of areas for which data are shown in the 1992 census are not the same as in the 1987 census because of annexations; other boundary changes; and redefinitions of metropolitan statistical areas (MSA's), primary metropolitan statistical areas (PMSA's), and consolidated metropolitan statistical areas (CMSA's).⁴ In addition, data for consolidated cities are included in the 1992 census.

Data for special economic urban areas (SEUA's) with 10,000 inhabitants or more in Michigan, Minnesota, New York, and Wisconsin qualified for publication in the 1992 census. This included townships in Michigan and Minnesota and towns in New York and Wisconsin. However, Minnesota did not have any townships that met the population criteria.

²SIC's 7032, 792, 7991 pt., 7997, 7999 pt., 8011 pt., 8021 pt., 805, 806, 808, 809, 82, 83, 84 pt., 873 ex. 8733, 874 ex. 8744.

³SIC's 7041, 8111 pt., 84 pt., 86, 8733.

⁴Newly defined metropolitan areas (MA's) were announced by the Office of Management and Budget (OMB) effective June 30, 1993.

Nonemployer firms. In 1987, data for nonemployer firms were published for the United States, States, metropolitan areas, counties, and places in four regional reports in the Nonemployer Statistics Series (SC87-N-1 to -4).

For 1992, data for nonemployers by kind of business are presented in one *Nonemployer Statistics* report (SC92-N-1) for the United States, States, and metropolitan areas. Nonemployer data for counties and places are available on compact disc-read only memory (CD-ROM).

Employment. In 1987, employment data withheld to avoid disclosing data for individual companies were represented with the symbol "(D)." In 1992, withheld employment data are represented with symbols that denote employment size ranges. These symbols are defined in the introductory text.

Sources of receipts/revenue. In 1987, data on sources of receipts/revenue for selected industries were published with other industry-specific data in the *Miscellaneous Subjects* report (SC87-S-4) of the Subject Series. In 1992, sources of receipts/revenue data are presented separately in the *Sources of Receipts or Revenue* report (SC92-S-4) of the Subject Series.

Legal form of organization. In 1987, data on the number of individual proprietorships/partnerships were published in the Geographic Area Series. In 1992, individual proprietorship/partnership data are published in the *Establishment and Firm Size* report (SC87-S-1) and in the *Nonemployer Statistics* report (SC87-N-1).

EXPLANATION OF TERMS

Establishments. An establishment is a single physical location at which business is conducted. It is not necessarily identical with a company or enterprise, which may consist of one establishment or more. Statistics for service industries represent a summary of reports for individual establishments rather than companies. For cases where a census report was received, separate information was obtained for each location where business was conducted. When administrative records of other Federal agencies were used instead of a census report, no information was available on the number of locations operated. Estimates of this number were derived from a sample and are provided in the service industries report, *Miscellaneous Subjects* (SC92-S-5). Each census report was tabulated according to the physical location at which the business was conducted. The count of establishments represents those in business at any time during 1992. Appendix G provides a comparison of the number of establishments active any time during the year versus the number in business at the end of the year.

When two activities or more were carried on at a single location under a single ownership, all activities generally were grouped together as a single establishment. The

entire establishment was classified on the basis of its major activity and all data for it were included in that classification. However, when distinct and separate economic activities (for which different industry classification codes were appropriate) were conducted at a single location under a single ownership, and when conditions prescribed by the SIC manual for recognizing the existence of more than one establishment were met, separate establishment reports for each of the different activities were obtained in the census.

Leased service departments (separately owned businesses operated as departments or concessions of other service establishments or of retail businesses, such as a separately owned shoeshine parlor in a barber shop, or a beauty shop in a department store) are treated as separate service establishments for census purposes. Leased retail departments located in service establishments (e.g., a gift shop located in a hotel) are considered separate retail establishments.

Firms. A firm is a business organization or entity consisting of one domestic establishment (location) or more under common ownership or control. All establishments of subsidiary firms are included as part of the controlling firm. For the economic census, the terms "firm" and "company" are synonymous.

Receipts (Basic dollar volume measure for service establishments of firms subject to Federal income tax). Includes receipts from customers or clients for services rendered, from the use of facilities, and from merchandise sold during 1992 whether or not payment was received in 1992, except for health practitioners and legal, architectural, engineering, and surveying services, which reported on a cash basis (payments received in 1992 regardless of when services were rendered). Excise taxes on gasoline, liquor, tobacco, etc., which are paid by the manufacturer or wholesaler and passed on in the cost of goods purchased by the service establishment, are also included. Receipts from leasing of vehicles, equipment, etc., marketed under operating leases are included in receipts figures as well as the fair sales value of merchandise marketed in 1992 under capital, finance, or "full payout" leases. Receipts also include the total value of service contracts, amounts received for work subcontracted to others, and dues and assessments from members and affiliates.

Receipts are net after deductions for refunds and allowances for merchandise returned by customers. Receipts do not include sales, occupancy, admissions, or other taxes collected from customers and remitted directly by the firm to a local, State, or Federal tax agency, nor do they include income from such sources as contributions, gifts, and grants; dividends, interest, and investments; or sale or rental of real estate. Also excluded are rents from and receipts (gross as well as the establishment's share) of departments and concessions which are operated by others; sales of used equipment rented or leased to

customers; commissions from vending machine operators; and other nonoperating income such as royalties, franchise fees, etc.

Receipts in this report do not include service receipts of manufacturers, wholesalers, retail establishments, or other businesses whose primary activity is other than service. They do, however, include receipts other than from services rendered (e.g., sale of merchandise to individuals or other businesses) by establishments primarily engaged in performing services and classified in the service industries.

Revenue (Basic dollar volume measure for firms exempt from Federal income tax). Includes revenue from customers or clients for services rendered and merchandise sold during 1992, whether or not payment was received in 1992. Also included are income from interest, dividends, gross contributions, gifts, grants (whether or not restricted for use in operations), rents, royalties, dues and assessments from members and affiliates, and receipts from fundraising activities. Receipts from taxable business activities of firms exempt from Federal income tax (Unrelated Business Income) are also included in revenue.

Revenue does not include sales, admissions, or other taxes collected by the organization from customers or clients and paid directly to a local, State, or Federal tax agency; income from the sale of real estate, investments, or other assets (except inventory held for resale); gross receipts of departments, concessions, etc., that are operated by others; and amounts transferred to operating funds from capital or reserve funds.

Expenses. Expenses include payroll, employee benefits, interest, rent, payroll taxes, cost of supplies used for operation, depreciation expenses, fundraising expenses, contracted or purchased services, and other expenses charged to operations during 1992.

Expenses in this report exclude outlays for the purchase of real estate; construction and all other capital improvements; funds invested; assessments or dues paid to the parent or other chapters of the same organization; and, for fundraising organizations, funds transferred to charities and other organizations.

Annual payroll. Payroll includes all forms of compensation, such as salaries, wages, commissions, bonuses, vacation allowances, sick-leave pay, employee contributions to qualified pension plans, and the value of payments in kind (e.g., free meals and lodgings) paid during the year to all employees. Tips and gratuities received by employees from patrons and reported to employers are included. For corporations, payroll includes amounts paid to officers and executives; for unincorporated businesses, it does not include profit or other compensation of proprietors or partners. Payroll is reported before deductions for social security, income tax, insurance, union dues, etc. This definition of payroll is the same as that used by the Internal Revenue Service (IRS) on form 941.

First-quarter payroll. This item consists of payroll, as defined above, paid to persons employed at any time during the quarter January to March 1992.

Paid employees for pay period including March 12. Paid employees consist of the full- and part-time employees, including salaried officers and executives of corporations, who were on the payroll during the pay period including March 12. Included are employees on paid sick leave, paid holidays, and paid vacations; not included are proprietors and partners of unincorporated businesses. The definition of paid employees is the same as that used on IRS form 941.

Auxiliary establishments. Each company included in this census was asked to identify and separately report auxiliary locations whose primary functions were to manage, administer, service, or support the activities of the other establishments of the company. Data presented in this report do not include auxiliary establishments. Data for auxiliaries are presented in a subsequent report issued as part of the *1992 Enterprise Statistics* reports.

KIND-OF-BUSINESS CLASSIFICATIONS

Services, as defined in Division I of the 1987 Standard Industrial Classification (SIC) manual, includes establishments primarily engaged in rendering a wide variety of services to individuals, business and government establishments, and other organizations.

Establishments covered by the census were assigned kind-of-business classifications according to the industry classifications defined in the 1987 SIC manual. When a more detailed classification than defined in the SIC manual was needed, additional kinds of business were identified within an SIC industry.

The basis for a kind-of-business classification is described above in Method of Classifying Kinds of Business. Descriptions of those kinds of business for which data are provided in this report follow.

Hotels, Rooming Houses, Camps, and Other Lodging Places (SIC Major Group 70)

This group includes establishments engaged in providing lodging, or lodging and meals, and camping facilities. Hotels which provide accommodations for permanent residents (e.g., apartment hotels) and residential mobile home parks are classified in Real Estate, Major Group 65.

Hotels and motels (SIC 7011). Commercial establishments, known to the public as hotels, motor hotels, motels, or tourist courts, primarily engaged in providing lodging, or lodging and meals.

For large geographic areas, data are presented for the following subdivisions of this classification:

1. Hotels, 25 guestrooms or more.
2. Hotels, less than 25 guestrooms.
3. Motels, tourist courts.
4. Motor hotels.

The classification of individual establishments into hotels, motor hotels, and motels and tourist courts was based primarily on the respondents' self-designation.

Rooming and boarding houses (SIC 702). Establishments renting rooms, with or without board, on a fee basis. Homes for the elderly, for children, and for the handicapped that provide additional services, other than nursing care, are classified in Industry 8361, and homes that provide nursing and/or health-related care are classified in Industry Group 805. Rooming and boarding houses operated by membership organizations for their members only are classified in Industry 7041.

Sporting and recreational camps (SIC 7032). Sporting and recreational camps providing lodging and meals, or lodging only. Included are children's camps, fishing camps, hunting camps, and dude ranches. Day camps and sports instructional camps, such as baseball, basketball, or football camps, are classified in Industry 7999.

Recreational vehicle parks and campsites (SIC 7033). Establishments providing overnight or short-term sites for recreational vehicles, trailers, campers, or tents. Residential trailer and mobile home parks are classified in Real Estate, Major Group 65.

Organization hotels and lodging houses, on membership basis (SIC 704). Lodging houses and hotels operated by membership organizations for the benefit of their members and guests, and not open to the general public. Hotels operated by such organizations but open to the public are classified in Industry 7011. Residential homes for the elderly and others in need of residential, social, and personal care are classified in Industry 8361.

Personal Services (SIC Major Group 72)

This group includes establishments primarily engaged in providing services generally to individuals, such as barber and beauty shops, drycleaning plants, laundries, and photographic studios. For establishments classified in Industry Group 721, collecting and distributing units (branch outlets, pickup stations, terminals, or depots) owned and operated by a firm which does its own laundry work are not classified as separate establishments. Data for these units are merged with data for the plant where the work is done.

Power laundries, family and commercial (SIC 7211).

Establishments primarily engaged in operating mechanical laundries with steam or other power. Excluded are establishments which have power laundry equipment but which are primarily engaged in a specialty, such as industrial laundering, linen rental, or diaper service. These establishments are classified in other categories within Industry Group 721. Independently owned agencies for laundry plants are classified in Industry 7212. Laundries using small power equipment of household type are classified in Industry 7219.

Garment pressing, and agents for laundries and dry-cleaners (SIC 7212).

Establishments primarily engaged in providing laundry and drycleaning services but which have the laundry and/or drycleaning work done by others. Establishments in this industry may do their own pressing or finishing work. Independently owned collecting and distributing agencies serving drycleaning plants or power laundries are included in this classification.

Linen supply (SIC 7213). Establishments primarily engaged in supplying, on a rental basis, such laundered items as uniforms, aprons, table covers, bed linens, and towels. Establishments included in this classification may or may not operate their own laundry facilities.

Coin-operated laundries and drycleaning (SIC 7215).

Establishments primarily engaged in the operation of coin-operated or similar self-service laundry and/or drycleaning equipment. Included are establishments known as laundromats, launderettes, self-service drycleaners, etc. Establishments which operate such machinery in apartment houses, dormitories, and similar locations are included. Establishments which rent such machinery (e.g., to apartment houses) are classified in Industry 7359.

For large geographic areas, data are presented for the following subdivisions of this classification:

1. Coin-operated laundries and drycleaning stores.
2. Coin-operated laundry routes.

Drycleaning plants, except rug cleaning (SIC 7216).

Establishments primarily engaged in drycleaning or dyeing apparel and household fabrics other than rugs. Establishments primarily engaged in cleaning rugs are classified in Industry 7217. Independently owned agencies for cleaning plants are classified in Industry 7212. Establishments known as "tailor shops" or "cleaners" are included in this classification only if they do their own cleaning. Establishments primarily engaged in dyeing fabrics for the trade are classified in Manufacturing, Major Group 22.

Carpet and upholstery cleaning (SIC 7217). Establishments primarily engaged in cleaning carpets and upholstered furniture. Establishments primarily engaged in rug repair are classified in Industry 7699, those primarily

engaged in reupholstering and repairing furniture are classified in Industry 7641, and those primarily engaged in building cleaning are classified in Industry 7349.

Industrial launderers (SIC 7218). Establishments primarily engaged in supplying laundered or drycleaned work uniforms, wiping towels, protective apparel (gloves, flame resistant clothing, etc.), dust control items (treated mats or rugs, mops, cloths, etc.), and similar items to industrial, commercial, and government users. These items may belong to the industrial launderers and be supplied to users on a rental basis, or they may belong to the customers. Establishments included in this industry may or may not operate their own laundry or drycleaning facilities.

Laundry and garment services, n.e.c. (SIC 7219). Establishments primarily engaged in furnishing other laundry services, including repair, alteration, and storage of clothes for individuals; diaper service; and hand laundries. Custom tailors, dressmakers, and fur shops making fur apparel to custom order are classified in Retail Trade.

Photographic studios, portrait (SIC 722). Establishments primarily engaged in still or video portrait photography for the general public. Included in this classification are school, home, and transient portrait photographers. Establishments primarily engaged in commercial photography are classified in Industry 7335; those primarily engaged in video tape production other than portrait are classified in Industry 7812; and those primarily engaged in film developing and/or print processing for the trade or for the general public are classified in Industry 7384.

Beauty shops (SIC 723). Establishments primarily engaged in providing beauty services or both beauty and barber services. Beauty and cosmetology schools are also included. Beauty shop concessions (owned and operated by concessionaires) in hotels, department stores, etc., are classified in this industry and treated as separate establishments. However, beauty shops owned by and operated as part of other businesses (e.g., hotels, department stores) are considered part of the main establishment.

Barber shops (SIC 724). Establishments primarily engaged in providing barber and men's hair styling services. Barber colleges are also included. Barber shop concessions (owned and operated by concessionaires) in hotels, department stores, etc., are classified in this industry and treated as separate establishments. However, barber shops owned by and operated as part of other businesses (e.g., hotels, department stores) are considered part of the main establishment.

Shoe repair shops and shoeshine parlors (SIC 725). Establishments primarily engaged in repairing footwear or shining shoes. Also included are establishments engaged in cleaning and blocking hats. Shoe repair and shoeshine departments (owned and operated by concessionaires) in

hotels, department stores, etc., are classified in this industry and treated as separate establishments. However, shoe repair shops and shoeshine parlors owned and operated as part of other businesses (e.g., hotels, department stores) are considered part of the main establishment.

Funeral service and crematories (SIC 726). Establishments primarily engaged in preparing the dead for burial, conducting funerals, and cremating the dead. Receipts include sales of funeral merchandise, such as caskets and burial clothing, and other services provided directly by the establishments. Also included in the receipts are reimbursements for cash advances made to other establishments for funeral-related merchandise sales and services, such as flowers. Cemeteries, and crematories operated in conjunction with cemeteries, are classified in Real Estate, Industry 6553; crematories and burial services for pets are classified in Agriculture, Industry 0752.

Tax return preparation services (SIC 7291). Establishments primarily engaged in providing tax return preparation services without also providing accounting, auditing, or bookkeeping services. Establishments providing tax return preparation services which also provide accounting, auditing, or bookkeeping services are classified in Industry 8721. Tax return preparation services (owned and operated by concessionaires) in department stores, etc., are classified in this industry and treated as separate establishments. However, tax return preparation services owned and operated as part of other businesses are considered part of the main establishment.

Miscellaneous personal services, n.e.c. (SIC 7299). Establishments primarily engaged in providing personal services, not elsewhere classified, such as saunas; steam and Turkish baths; costume and formal wear rental; operation of coin-operated personal service machines, such as weighing machines, public lockers (except cold storage), pay toilets, etc.; checkroom concessions; dating service; diet or weight reducing workshops; and tanning salons. Establishments operating coin-operated amusement machines, such as pinball machines and juke boxes, are classified in Industry 7993. The operation of physical fitness facilities, including health fitness spas and reducing salons, is classified in Major Group 70 if lodging is also provided and in Industry 7991 if lodging is not provided.

For large geographic areas, data are presented for the following subdivisions of this classification:

1. Massage parlors, tanning salons, and saunas.
2. Diet and weight reducing services.
3. Formal wear rental.
4. Other personal services, n.e.c.

Business Services (SIC Major Group 73)

This group includes establishments primarily engaged in providing services, not elsewhere classified, to business establishments on a contract or fee basis.

Advertising agencies (SIC 7311). Establishments primarily engaged in preparing advertising (writing copy, artwork, graphics, and other creative work) and placing such advertising in periodicals, newspapers, radio, television, or other advertising media for clients on a contract or fee basis. Establishments which place advertising with media but perform no creative services (media buying services) are classified in Industry 7319. Establishments which write advertising copy but do not place the advertising with media are classified in Industry 8999. Establishments which provide commercial art, graphics, or other creative advertising services but do not place the advertising with media are classified in Industry Group 733. Establishments which solicit advertising for nonaffiliated radio, television, newspapers, or magazines are classified in Industry 7313.

Outdoor advertising services (SIC 7312). Establishments primarily engaged in the preparation of poster displays and painted and electric displays on billboards, panels, bulletins, and frames, principally outdoors. Such establishments may (as incidental services) construct, repair, and maintain display boards and may post advertisements. Sign painting shops are classified in Industry 7389. Shops which make neon signs to order are classified in Manufacturing. Establishments primarily engaged in erecting signs are classified in Construction.

Radio, television, and publishers' advertising representatives (SIC 7313). Establishments primarily engaged in soliciting advertising on a contract or fee basis for (nonaffiliated) newspapers, magazines, and other publications, or for radio and television stations. Advertising sales offices operated by the media are classified as auxiliaries.

For large geographic areas, data are presented for the following subdivisions of this classification:

1. Radio and television advertising representatives.
2. Publishers' advertising representatives.

Advertising, n.e.c. (SIC 7319). Establishments primarily engaged in furnishing advertising services, not elsewhere classified, such as handbill distribution, distribution of samples, and transit advertising. Establishments which provide commercial art, graphics, or other creative advertising services but do not place the advertising with the media, are classified in Industry Group 733. Establishments primarily engaged in direct mail advertising, compiling and selling mailing lists, and related services are classified in Industry 7331.

Adjustment and collection services (SIC 7322). Establishments primarily engaged in the collection or adjustment of claims other than insurance. Establishments providing insurance adjustment services are classified in Insurance, Major Group 64. Establishments providing debt counseling or adjustment services for individuals are classified in Industry 7299. Centralized charge services are classified in Finance, Major Group 61.

Credit reporting services (SIC 7323). Establishments primarily engaged in providing mercantile and consumer credit reporting services. Establishments primarily engaged in conducting personal investigations (background) and preparing reports for insurance companies and other business firms are classified in Industry 7389.

Direct mail advertising services (SIC 7331). Establishments primarily engaged in furnishing direct mail advertising services, such as creating, producing, and mailing direct mail advertising. This industry also includes establishments primarily engaged in compiling and selling mailing lists. Establishments primarily engaged in reproducing direct mail copy to order but also providing other direct mail advertising services are classified in Manufacturing if they print the copy, and in Industry 7334 if they duplicate the copy by photocopying or similar reproduction methods.

For large geographic areas, data are presented for the following subdivisions of this classification:

1. Mailing list compilers, brokers, and managers.
2. Direct mail advertising services, except mailing list services.

Photocopying and duplicating services (SIC 7334). Establishments primarily engaged in reproducing text, drawings, plans, maps, or other copy by blueprinting, photocopying, mimeographing, or other methods of duplication other than printing or microfilming. Printing, including "quick printing," is classified in Manufacturing, and microfilming is classified in Industry 7389.

For large geographic areas, data are presented for the following subdivisions of this classification:

1. Blueprinting and photocopying services.
2. Duplicating services, except printing and photocopying.

Commercial photography (SIC 7335). Establishments engaged in providing commercial photography services for advertising agencies, publishers, and other business and industrial users. Establishments engaged in still and video portrait photography are classified in Industry 7221, and those primarily engaged in mapmaking are classified in Industry 7389. Establishments primarily engaged in medical photography are classified in Industry 8099. Establishments primarily engaged in producing commercial video tape or films are classified in Industry 7812.

Commercial art and graphic design (SIC 7336). Establishments primarily engaged in providing commercial art or graphic design services for advertising agencies, publishers, and other business and industrial users. Producers of still and slide films are classified here. Establishments primarily engaged in art, except commercial and medical art, are classified in Industry 8999; those engaged in medical art are classified in Industry 8099; and those providing drafting services are classified in Industry 7389.

For large geographic areas, data are presented for the following subdivisions of this classification:

1. Commercial art.
2. Graphic arts and related design.

Secretarial and court reporting services (SIC 7338). Establishments primarily engaged in furnishing secretarial, typing, word processing, resume writing, and court reporting services.

Disinfecting and pest control services (SIC 7342). Establishments primarily engaged in providing disinfection and termite, insect, rodent, and other pest control generally in dwellings or other buildings. Establishments primarily engaged in pest control for lawns or agricultural production are classified in Agriculture.

Building cleaning and maintenance services, n.e.c. (SIC 7349). Establishments primarily engaged in furnishing building cleaning and maintenance services, not elsewhere classified, such as window cleaning, janitorial services, floor waxing, and office cleaning. General contractors and special trade contractors primarily engaged in building repair work, cleaning building exteriors by sand or steam blasting, or cleaning up after construction are classified in Construction.

Medical equipment rental and leasing (SIC 7352). Establishments primarily engaged in renting or leasing (except finance leasing) medical equipment. These establishments may also sell medical supplies, but establishments primarily engaged in selling medical supplies are classified in Wholesale or Retail Trade. Establishments primarily engaged in finance leasing are classified in Finance, Industry 6159.

Heavy construction equipment rental and leasing (SIC 7353). Establishments primarily engaged in renting or leasing (except finance leasing) heavy construction equipment, with or without operators. Establishments primarily engaged in finance leasing are classified in Finance, Industry 6159.

For large geographic areas, data are presented for the following subdivisions of this classification:

1. Rental and leasing of heavy construction equipment without operators.
2. Rental and leasing of heavy construction equipment with operators.

Equipment rental and leasing, n.e.c. (SIC 7359). Establishments primarily engaged in renting or leasing (except finance leasing) equipment, not elsewhere classified, such as tools, furniture, industrial equipment (except heavy construction), televisions, appliances, party supplies, etc. Establishments primarily engaged in finance leasing are classified in Finance, Industry 6159.

Establishments renting or leasing automobiles and trucks without drivers are classified in Industry Group 751; those renting with drivers, in Transportation. Establishments renting (or leasing) medical equipment are classified in Industry 7352; video tapes and cassettes, in Industry 7841; amusement and recreation items, such as bicycles, beach chairs, etc., in Industry 7999; personal items, such as formal wear, lockers (other than refrigerated), and pillows, in Industry 7299; commercial boats, in Water Transportation, Major Group 44. Direct leasing of machinery or equipment by the manufacturer is classified in Manufacturing or Wholesale Trade. Establishments primarily leasing computer time, including time-sharing services, are classified in Industry 7374; and those renting or leasing computers or data processing equipment, in Industry 7377.

For large geographic areas, data are presented for the following subdivisions of this classification:

1. Equipment rental, except rent-to-own.
2. Equipment leasing, except finance leasing.
3. Rent-to-own.

Employment agencies (SIC 7361). Establishments primarily engaged in providing placement and employment services for employers or those seeking employment. Modeling agencies and nurses' registries are included. Theatrical employment agencies are classified in Industry 7922; motion picture casting bureaus, in Industry 7819; and establishments engaged in furnishing help to other businesses, in Industry 7363.

Help supply services (SIC 7363). Establishments primarily engaged in supplying temporary or continuing help (except agricultural) to other businesses on a contract or fee basis. The help supplied is on the payroll of the supplying establishment but is under the direct or general supervision of the business to whom the help is furnished. Establishments primarily engaged in providing placement and employment services are classified in Industry 7361. Establishments which provide both management and staff to operate a business are classified according to the type of activity of the business. Establishments primarily engaged in furnishing personnel to perform a range of services in support of the operation of other establishments are classified in Industry 8744. Farm labor supply is classified in Agriculture, Industry 0761.

For large geographic areas, data are presented for the following subdivisions of this classification:

1. Temporary help supply.
2. Employee leasing.
3. Other help supply services.

Computer programming services (SIC 7371). Establishments primarily engaged in providing custom computer programming services on a contract or fee basis. These

establishments often perform a variety of additional services, such as computer software design and analysis, modification of existing software, and training in the use of custom software. Establishments primarily engaged in the development and marketing of prepackaged software are classified in Industry 7372. Computer processing services are classified in Industry 7374.

Prepackaged software (SIC 7372). Establishments primarily engaged in designing and developing prepackaged software, including operating, utility, and applications programs. These establishments may also prepare software documentation for the user, install software for the user, and train the user in the use of the software. Establishments primarily engaged in buying and selling prepackaged software are classified in Wholesale or Retail Trade. Custom computer software services, including computer code authors, are classified in Industry 7371.

Computer integrated systems (SIC 7373). Establishments primarily engaged in developing or modifying computer software and packaging or bundling the software with hardware (computers and peripheral equipment) to create an integrated system for specific application. These establishments are involved in all phases of systems development, from design through installation. Establishments primarily engaged in buying and selling computer software and/or hardware are classified in Wholesale or Retail Trade, and establishments primarily engaged in manufacturing computers and/or peripheral equipment are classified in Manufacturing.

Computer processing and data preparation and processing services (SIC 7374). Establishments primarily engaged in providing computer processing and data preparation services. Service may consist of complete processing and preparation of reports from data supplied by the customer, or it may be specialized, such as data entry or making data processing equipment available on an hourly or time-sharing basis.

Information retrieval services (SIC 7375). Establishments primarily engaged in providing on-line information retrieval services on a contract or fee basis. The information generally involves a range of subjects and is taken from other primary sources. Establishments which collect and originate the data are classified in the industry associated with that activity.

Computer facilities management services (SIC 7376). Establishments primarily engaged in providing on-site management and operation of computer and data processing facilities on a contract or fee basis. Establishments primarily engaged in providing computer and data processing at their own facilities are classified in Industry 7374.

Computer rental and leasing (SIC 7377). Establishments primarily engaged in renting or leasing (except finance) computers and related data processing equipment on the

customers' site, whether or not also providing maintenance or support services. Establishments primarily engaged in both manufacturing and leasing computers and related data processing equipment are classified in Division D, Manufacturing, and separate establishments owned by the manufacturer and primarily engaged in leasing are classified in Wholesale Trade. Establishments primarily engaged in finance leasing of computers and related data processing equipment are classified in Finance, Industry 6159, and those primarily engaged in leasing computer time are classified in Industry 7374.

Computer maintenance and repair (SIC 7378). Establishments primarily engaged in the maintenance and repair of computers and computer peripheral equipment.

Computer related services, n.e.c. (SIC 7379). Establishments primarily engaged in providing computer related services, not elsewhere classified, such as computer consulting, disk and diskette conversion, and tape recertification.

For large geographic areas, data are presented for the following subdivisions of this classification:

1. Computer consultants.
2. Miscellaneous computer services, n.e.c.

Detective, guard, and armored car services (SIC 7381). Establishments primarily engaged in providing detective, guard, and armored car services. Fingerprint service, polygraph service, and rental of dogs for protective service are included in this classification.

For large geographic areas, data are presented for the following subdivisions of this classification:

1. Detective agencies and guard services.
2. Armored car services.

Security systems services (SIC 7382). Establishments primarily engaged in monitoring and maintaining security systems devices, such as burglar and fire alarms. These establishments may also sell, lease, and/or install the security systems which they monitor and maintain. Establishments primarily engaged in the sales and installation, or installation only, of such devices are classified in Construction, Industry 1731.

News syndicates (SIC 7383). Establishments primarily engaged in providing news, pictures, features, and news reporting services to newspapers and periodicals. Separate establishments of newspaper and periodical publishers which are engaged in gathering news are classified as auxiliaries.

Photofinishing laboratories (SIC 7384). Establishments primarily engaged in developing film and photographic prints and enlargements. Data for retail outlets (kiosks),

which are owned and operated by photofinishing laboratories for the pickup and delivery of film, are merged with data for the laboratory which owns them and are not treated as separate establishments. Establishments primarily engaged in processing motion picture and video film for the motion picture and television industries are classified in Industry 7819.

For large geographic areas, data are presented for the following subdivisions of this classification:

1. Photofinishing laboratories, except "one-hour" (mini) labs.
2. "One-hour" (mini) photofinishing.

Business services, n.e.c. (SIC 7389). Establishments primarily engaged in furnishing business services, not elsewhere classified, such as auctioneers' establishments (service only), business brokers, drafting service, independent lecture bureaus, inspection service, printing brokers, notaries public, and shop window decoration or trimming, on a commission or fee basis.

For large geographic areas, data are presented for the following subdivisions of this classification:

1. Sign painting shops. Establishments primarily engaged in making signs to individual order or in doing office door and window lettering. Establishments primarily engaged in making signs other than on a custom basis and neon sign manufacturers are classified in Manufacturing.
2. Interior designing. Establishments primarily engaged in advising clients on the selection of furniture, draperies, rugs, and other interior decorations on a commission or fee basis. Establishments providing interior designing service but primarily engaged in the sale of merchandise, are not included. Painting and papering contractors who frequently call themselves "interior decorators" are classified in Construction.
3. Telephone answering services. Establishments primarily engaged in transmitting telephone messages to their clients. Paging services are classified in Communications.
4. Water softening and conditioning services. Establishments primarily engaged in softening water by chemical treatment or other methods.
5. Packaging and labeling services. Establishments primarily engaged in packaging and labeling products, on a contract or fee basis, in packages or other containers normally intended for retail distribution. Companies primarily engaged in packing, crating, and otherwise preparing goods for shipping are classified in Transportation.
6. Trading stamp services. Establishments primarily engaged in selling trading stamps or merchandise coupons to merchants. The redemption stores of trading stamp companies are classified as auxiliary to this industry.

7. Convention and trade show services. Establishments primarily engaged in providing a variety of services to conventions and trade shows on a contract or fee basis, including decoration services, registration services, promotion, and other administrative functions.
8. Private mail centers. Establishments primarily engaged in providing mailbox rental and other postal and mailing (except advertising) services. In addition, establishments may provide typing, photocopying, and FAX services, and may sell office supplies.
9. Miscellaneous business services, n.e.c. Establishments primarily engaged in furnishing business services, not elsewhere classified.

Automotive Repair, Services, and Parking (SIC Major Group 75)

This group includes establishments primarily engaged in furnishing automotive repair, rental, leasing, parking, and other services. Similar facilities owned and operated by concerns for their own use and not available to the general public are treated as auxiliary establishments of those concerns and are not included here. Automotive repair shops operated by establishments engaged in the sale of new automobiles are classified in Retail Trade, as are those operated by gasoline service stations (where sales of merchandise (including fuel) exceed repair receipts). Automobile driving instruction is classified in Industry 8299.

Truck rental and leasing, without drivers (SIC 7513).

Establishments primarily engaged in short-term rental or extended-term leasing (with or without maintenance) of trucks, truck tractors, or semitrailers without drivers. Establishments primarily engaged in renting or leasing, except finance leasing, of industrial trucks are classified in Industry 7359; those renting or leasing trucks with drivers are classified in Transportation, Industry Group 421; and those renting or leasing heavy construction and earth moving equipment are classified in Industry 7353. Establishments primarily engaged in finance leasing are classified in Finance, Major Group 61.

For large geographic areas, data are presented for the following subdivisions of this classification:

1. Truck rental, without drivers.
2. Truck leasing, except finance leasing.

Passenger car rental (SIC 7514). Establishments primarily engaged in short-term rental of passenger cars without drivers. Data for separate automotive rental offices or concessions (e.g., airport locations) in the same metropolitan area, for which a common fleet of cars is maintained, are merged and not considered as separate establishments. Establishments primarily engaged in renting automobiles with drivers are classified in Transportation, Industry 4119.

Passenger car leasing (SIC 7515). Establishments primarily engaged in extended-term leasing of passenger cars without drivers. These establishments may or may not provide maintenance of vehicles as part of the lease contract. Establishments primarily engaged in renting automobiles with drivers are classified in Transportation, Industry 4119. Establishments primarily engaged in finance leasing are classified in Finance, Major Group 61.

Utility trailer and recreational vehicle rental (SIC 7519). Establishments primarily engaged in daily or extended-term rental of utility trailers and recreational vehicles. Establishments primarily engaged in renting motorcycles, bicycles, golf carts, gocarts, or recreational boats are classified in Industry 7999, and those engaged in renting airplanes are classified in Industry 7359. Establishments primarily engaged in the rental of mobile homes on site are classified in Real Estate, Industry 6515.

Automobile parking (SIC 7521). Establishments primarily engaged in the temporary parking of automobiles usually on an hourly, daily, or monthly contract or fee basis. Excluded are municipal parking lots and lots operated by establishments or institutions primarily engaged in other activities (e.g., department stores, hospitals, restaurants). Valet parking is classified in Industry 7299. Establishments primarily engaged in extended or dead storage of automobiles are classified in Transportation, Industry 4226.

For large geographic areas, data are presented for the following subdivisions of this classification:

1. Parking lots.
2. Parking structures.

Top, body, and upholstery repair shops and paint shops (SIC 7532). Establishments primarily engaged in the repair of automotive tops, bodies, and interiors, or automotive painting and refinishing. Also included in the industry are establishments primarily engaged in customizing automobiles, trucks, and vans, except on a factory basis. Those engaged in customizing automobiles, trucks, and vans on a factory basis are classified in Manufacturing, Industry Group 371.

For large geographic areas, data are presented for the following subdivisions of this classification:

1. Top and body repair shops.
2. Paint shops.

Automotive exhaust system repair shops (SIC 7533). Establishments primarily engaged in the installation, repair, or sale and installation of automotive exhaust systems. The sale of mufflers, tailpipes, and catalytic converters is considered to be incidental to the installation of these products.

Tire retreading and repair shops (SIC 7534). Establishments primarily engaged in repairing and retreading automotive tires. Establishments classified here may either retread customers' tires or retread tires for sale or exchange to the user or the trade.

Automotive glass replacement shops (SIC 7536). Establishments primarily engaged in the installation, repair, or sale and installation of automotive glass. The sale of the glass is considered incidental to the replacement.

Automotive transmission repair shops (SIC 7537). Establishments primarily engaged in the installation, repair, or sale and installation of automotive transmissions. The sale of transmissions and related parts is considered incidental to transmission installation or repair.

General automotive repair shops (SIC 7538). Establishments primarily engaged in general automotive repair, such as engine repair shops (except industrial truck engines), general repair and service garages, and diesel engine repair shops. Establishments primarily engaged in specialized repair of individual engine components, not elsewhere classified, are classified in Industry 7539. Establishments primarily engaged in repair of motorcycles are classified in Industry 7699.

For large geographic areas, data are presented for the following subdivisions of this classification:

1. General automotive repair shops, except diesel.
2. Diesel repair shops.

Automotive repair shops, n.e.c. (SIC 7539). Establishments primarily engaged in specialized automotive repair, not elsewhere classified, such as fuel service (carburetor repair), brake relining, front-end and wheel alignment, and radiator repair. Establishments primarily engaged in automotive welding are classified in Industry 7692.

For large geographic areas, data are presented for the following subdivisions of this classification:

1. Radiator repair.
2. Brake, front end, and wheel alignment.
3. Carburetor repair shops.
4. Automotive electrical repair shops.
5. Other automotive repair shops, n.e.c. Establishments primarily engaged in specialized automotive repairs, not elsewhere classified, such as frame repair, piston ring service and repair, speedometer repair, and heater and air-conditioning repair.

Carwashes (SIC 7542). Establishments primarily engaged in washing, waxing, and polishing motor vehicles or furnishing facilities for the self-service washing of motor vehicles.

Automotive services, except repair and carwashes (SIC 7549). Establishments primarily engaged in furnishing automotive services, except repair and carwashes, such as lubricating service, towing service, diagnostic service, undercoating service, and inspection service.

For large geographic areas, data are presented for the following subdivisions of this classification:

1. Lubrication shops.
2. Towing services.
3. Other automotive services, n.e.c.

Miscellaneous Repair Services (SIC Major Group 76)

This group includes establishments primarily engaged in miscellaneous repair services, not elsewhere classified. Repair departments of retail dealers or manufacturers are not included unless operated as separate establishments and reported as such. This group does not include some repair services of which the more important are: repair to structures (classified in Construction); garment and shoe repair (classified in Major Group 72); automotive repair services (classified in Major Group 75); electronic computer and computer peripheral equipment repair services (classified in Industry 7378); ship and boat repair (classified in Manufacturing); and railroad repair (classified in Manufacturing).

Radio and television repair shops (SIC 7622). Establishments primarily engaged in repairing radios, televisions, phonographs, stereo equipment, and tape recorders. Also included are establishments engaged in installing and repairing television, amateur, and citizens' band antennas, and those engaged in installing and servicing similar equipment in homes, offices, boats, automobiles, or other vehicles. Establishments primarily engaged in installation, repair, or maintenance of radio and television broadcast transmitting antennas and towers are classified in Construction. Repair departments of radio and television dealers are not included here unless operated and reported as separate establishments.

Refrigeration and air-conditioning service and repair shops (SIC 7623). Establishments primarily engaged in servicing and repairing household and commercial electrical refrigerators and air-conditioning and refrigeration equipment. Establishments primarily engaged in servicing and repairing gas refrigeration equipment are classified in Industry 7699, and those repairing automotive air-conditioning equipment are classified in Industry 7539. Establishments primarily engaged in installing refrigeration and air-conditioning systems are classified in Construction.

Electrical and electronic repair shops, n.e.c. (SIC 7629). Establishments primarily engaged in servicing and repairing electrical and electronic equipment, not elsewhere classified, such as electrical household appliances (washing machines, vacuum cleaners, irons, toasters, etc.) and electrical and electronic industrial equipment. Electrical contractors and electrical shops engaged primarily in house wiring are included in Construction, Industry 1731. The repair of electric motors is classified in Industry 7694. Repair of electronic computers and computer peripheral equipment is classified in Industry 7378.

Watch, clock, and jewelry repair (SIC 763). Establishments primarily engaged in the repair of watches, clocks, or jewelry. Establishments primarily engaged in assembling watches from purchased parts are classified in Manufacturing, Industry 3873.

Reupholstery and furniture repair (SIC 764). Establishments primarily engaged in furniture reupholstery and repair. Establishments primarily engaged in selling upholstery materials, making slipcovers and draperies to order, or in upholstering new frames to individual order are classified in Retail Trade, as are establishments making furniture and cabinets on a custom basis.

Welding repair (SIC 7692). Establishments primarily engaged in repair work by welding, including automotive welding. Welding in connection with the manufacture of a product is classified in Manufacturing. Welding contractors doing welding work at construction sites are classified in Construction, Industry 1799.

Armature rewinding shops (SIC 7694). Establishments primarily engaged in rewinding armatures and rebuilding or repairing electric motors. Establishments classified here may either repair customers' equipment or repair their own equipment for sale or exchange to users or to the trade. Establishments primarily engaged in the repair of electrical appliances are classified in Industry 7629.

Repair shops and related services, n.e.c. (SIC 7699). Establishments primarily engaged in specialized repair services, not elsewhere classified, such as farm machinery and equipment repair; lawnmower, saw, knife, and tool sharpening and repair; bicycle repair; lock and gun repair; musical instrument repair; and the repair of typewriters. Repair services which involve primarily electrical or electronic equipment or components are classified in Industry 7629; however, primarily mechanical repair of electrically powered equipment, such as electric sewing machine repair, is included here.

For large geographic areas, data are presented for the following subdivisions of this classification:

1. Farm machinery and equipment repair.
2. Lawnmower and other small gasoline engine repair. Establishments primarily engaged in saw, knife, and tool sharpening are also included here.
3. Sewer and septic tank cleaning services. Establishments primarily engaged in cleaning or repairing sewers and septic tanks. Establishments which install septic tanks are classified in Construction.
4. Other repair and related services, n.e.c. Establishments primarily engaged in specialized repair services, not elsewhere classified, such as aircraft flight instrument repair (except electrical), blacksmith shops, bicycle repair, boiler repair, photographic equipment repair,

dental instrument repair, furnace and chimney cleaning, gunsmith shops, key duplicating shops, motorcycle repair, musical instrument tuning and repair, taxidermists, typewriter repair, umbrella repair, and venetian blind repair.

Motion Pictures (SIC Major Group 78)

This group includes establishments producing and distributing motion pictures, exhibiting motion pictures in commercially operated theaters, and furnishing services to the motion picture industry. The term "motion pictures" includes similar productions for television or other media using film, tape, or other means.

Motion picture and video tape production (SIC 7812). Establishments primarily engaged in the production of theatrical and nontheatrical motion pictures and video tapes for exhibition or sale. Establishments engaged in both production and distribution of motion pictures are included here, as well as those engaged in the production of educational, industrial, and religious films. Establishments primarily engaged in motion picture and video tape reproduction are classified in Industry 7819.

For large geographic areas, data are presented for the following subdivisions of this classification:

1. Motion picture production, except for television.
2. Motion picture and tape production for television.

Services allied to motion picture production (SIC 7819). Establishments primarily engaged in performing auxiliary services to motion picture production, such as motion picture film processing, editing, and titling. Also included are casting bureaus, wardrobe and studio property rental, rental and repair of cameras and other motion picture equipment, stock footage film libraries, and television tape services (editing, transfers, etc.).

Motion picture and video tape distribution (SIC 7822). Establishments primarily engaged in the distribution (rental or sale) of theatrical and nontheatrical motion picture films or in the distribution of video tapes and disks, except to the general public. Establishments engaged in both distribution and production are classified in Industry 7812. Establishments primarily engaged in renting video tapes and disks to the general public are classified in Industry 7841, and those engaged in the sale of video tape and disks to individuals for personal or household use are classified in Retail Trade, Industry 5735.

For large geographic areas, data are presented for the following subdivisions of this classification:

1. Motion picture film exchanges.
2. Film and tape distribution for television.
3. Video tape wholesalers.

Services allied to motion picture distribution (SIC 7829). Establishments primarily engaged in performing auxiliary services to motion picture distribution, such as film delivery service, film purchasing and booking agencies, and film libraries.

Motion picture theaters, except drive-in (SIC 7832). Commercially operated theaters primarily engaged in the indoor exhibition of motion pictures.

Drive-in motion picture theaters (SIC 7833). Commercially operated theaters, commonly known as drive-in theaters, primarily engaged in the outdoor exhibition of motion pictures.

Video tape rental (SIC 7841). Establishments primarily engaged in renting recorded video tapes and disks to the general public for personal or household use. Establishments primarily engaged in renting video recorders and players are classified in Industry 7359. Establishments primarily engaged in selling recorded video tapes and disks to the general public are classified in Retail Trade, Industry 5735, and those engaged in the wholesale distribution of recorded video tapes and disks are classified in Industry 7822.

Amusement and Recreation Services, Except Motion Pictures (SIC Major Group 79)

This group includes establishments primarily engaged in providing amusement, recreation, or entertainment services, not elsewhere classified. Gambling businesses, where legal, are also included in this Major Group; however, combined gambling and lodging facilities with 25 guestrooms or more are classified in Industry 7011. Establishments primarily engaged in operating museums, art galleries, arboreta, and botanical and zoological gardens are classified in Major Group 84.

Dance studios, schools, and halls (SIC 791). Establishments primarily engaged in operating public dance halls or ballrooms, dance studios, and dance schools. Establishments primarily engaged in renting facilities used as dance halls or ballrooms are classified in Real Estate, Industry 6512.

Theatrical producers (except motion picture) and miscellaneous theatrical services (SIC 7922). Establishments primarily engaged in providing live theatrical presentations, such as road companies and summer theaters. This industry also includes services allied with theatrical presentations, such as casting agencies; booking agencies for plays, artists, and concerts; scenery, lighting, and other equipment services; and theatrical ticket agencies. Also included in this industry are producers of live and taped radio programs and commercials and producers of live television programs.

For large geographic areas, data are presented for the following subdivisions of this classification:

1. Producers of live theatrical productions. Stock or repertory companies, whether or not operating their own theaters, are included here. Establishments primarily engaged in producing shows for dinner theaters but not operating the food service are also included here. Dinner theaters operating food service are classified in Retail Trade, Industry 5812.
2. Producers of radio and television shows, except tape producers. Establishments primarily engaged in producing shows for live presentation on radio and television. Producers of motion picture and television tape are classified in Industry 7812 and producers of radio tape in the subgroup Other theatrical services.
3. Artists' and entertainers' managers or agents, concert bureaus, and booking agents.
4. Other theatrical services. Establishments engaged in theatrical services, not elsewhere classified, such as ticket agencies; theatrical, television, and radio employment agencies; theatrical equipment rental and design; and lighting. Radio show tape producers are included here.

Bands, orchestras, actors, and other entertainers and entertainment groups (SIC 7929). Establishments primarily engaged in providing entertainment other than live theatrical presentations. These establishments include bands, orchestras, and entertainers.

For large geographic areas, data are presented for the following subdivisions of this classification:

1. Dance groups and artists.
2. Symphony orchestras, opera companies, and chamber music organizations.
3. Other music groups and artists. Dance and stage bands, orchestras (except symphony or chamber), combos, quintets, soloists, and similar musical organizations, groups, and artists.
4. Other entertainers and entertainment groups. Entertainers other than dance bands, symphony orchestras, dance groups, or similar musical and dance organizations.

Bowling centers (SIC 7933). Establishments primarily engaged in providing facilities for bowling.

Professional sports clubs and promoters (SIC 7941). Operators and promoters of professional and semiprofessional athletic clubs, promoters of athletic events, and managers of individual professional athletes. Receipts from radio or television broadcasts, from sales of players, from concession operators, and from noncustomer sources are not included in the total receipts for the activities

classified here. Establishments primarily engaged in renting stadiums and athletic fields to sports promoters and clubs are classified in Real Estate, Industry Group 651.

For large geographic areas, data are presented for the following subdivisions of this classification:

1. Baseball clubs.
2. Football clubs.
3. Other professional sports clubs.
4. Managers and promoters.

Racing, including track operation (SIC 7948). Promoters and participants in racing activities, including racetrack operators, operators of racing stables, jockeys, racehorse trainers, and race car owners and operators. Establishments which own racetracks but do not engage in promotion of racing events, are classified in Real Estate, Industry Group 651. Stables and kennels primarily engaged in breeding or boarding horses and dogs are classified in Agriculture, Industry 0752.

For large geographic areas, data are presented for the following subdivisions of this classification:

1. Auto racetrack operation.
2. Horse racetrack operation.
3. Dog racetrack operation.
4. Racing stables and racing, n.e.c.

Physical fitness facilities (SIC 7991). Establishments primarily engaged in operating reducing and other health clubs, spas, and similar facilities featuring exercise and other active physical fitness conditioning, whether or not on a membership basis. Establishments providing aerobic dance and exercise classes are also included here. Sports and recreation clubs are classified in Industry 7997 if operated on a membership basis, and in Industry 7992 or 7999 if open to the general public. Health resorts and spas providing lodging are classified in Major Group 70. Establishments that promote physical fitness through diet control are classified in Industry 7299.

For large geographic areas, data are presented for the following subdivisions of this classification:

1. Physical fitness centers, except gymnasiums and athletic clubs.
2. Gymnasiums and athletic clubs.

Public golf courses (SIC 7992). Privately operated establishments primarily engaged in the operation of golf courses open to the general public on a fee basis. Municipally owned and operated golf courses are not included. Membership golf and country clubs are classified in Industry 7997. Miniature golf courses and golf driving ranges are classified in Industry 7999.

Coin-operated amusement devices (SIC 7993). Establishments primarily engaged in operating coin-operated amusement devices either in their own or in other places of business. Such amusement devices include juke boxes, pinball machines, mechanical games, video games, slot machines (where legal), and similar types of amusement equipment. The amusement devices may also be operated by bills. Amusement arcades and parlors are also included. Establishments primarily engaged in rental of such devices are classified in Industry 7359.

Amusement parks (SIC 7996). Establishments known as amusement parks, theme parks, kiddie parks, etc., which group together a number of attractions, such as mechanical rides, amusement devices, refreshment stands, and picnic grounds. Individual ride operators or concessionaires operating within the park are classified in Industry 7999, as are carnivals operating without a fixed exhibition site. Owners of the park grounds (who do not operate the amusement parks) are classified in Real Estate, Industry Group 651.

Membership sports and recreation clubs (SIC 7997). Sports and recreation clubs which maintain facilities for use only by members and their guests, such as country, golf, tennis, yacht, and swimming clubs. Such establishments are classified here regardless of the proportion of receipts derived from food or liquor sales. Membership organizations engaged in civic, social, or fraternal activities are classified in Industry 864. Physical fitness facilities are classified in Industry 7991.

Amusement and recreation services, n.e.c. (SIC 7999). Establishments primarily engaged in the operation of sports, amusement, and recreation services, not elsewhere classified, such as bathing beaches, swimming pools, and riding academies and schools. Membership sports and recreation clubs not open to the general public are classified in Industry 7997.

For large geographic areas, data are presented for the following subdivisions of this classification:

1. Concession operators of amusement devices and rides. Concession operators of mechanical rides or of amusement devices in amusement parks, carnivals, circuses, or fairs; or operators of independently operated rides or devices of this type.
2. Carnivals and circuses. Establishments operating a group of amusement, service, and/or retail units, generally known as carnivals, which do not have any fixed exhibition site; or companies engaged in the operation of circuses having acrobatic and animal shows and individual circus acts. Side shows are included here. Individual performers in circuses are classified in Other entertainers and entertainment groups, a subgroup of Industry 7929.
3. Fairs. Establishments primarily engaged in arranging and operating the exhibitions and related activities

usually associated with county, State, or similar fairs. Carnivals and side shows which are part of the fairs but which are independently owned and operated are included in the subgroup Carnivals and circuses. Other independently owned and operated amusement device and ride concessions are included in the subgroup Concession operators of amusement devices and rides.

4. Roller skating rinks.
5. Ice skating rinks.
6. Other amusement and recreation services, n.e.c. Establishments primarily engaged in the commercial operation of sports, amusement, and recreation services, not elsewhere classified. Included are establishments engaged in instruction of sports or recreational activities, such as baseball, bridge, golf, judo, karate, skiing, swimming, and tennis. Also included are establishments renting articles for amusement and recreation, such as beach chairs and accessories, bicycles, golf carts, small boats and canoes, and saddle horses.

Other establishments in this classification include commercially operated bathing beaches, gambling establishments (where legal), golf driving ranges, miniature golf courses, riding academies and stables, shooting galleries, slot-car tracks, ski lifts, day camps, and establishments engaged in the commercial operation of swimming pools open to the general public for a fee. Municipally operated golf courses and swimming pools are excluded from this census. Privately owned tourist attractions, such as natural wonders or manmade exhibits, are included here. Museums, art galleries, and botanical and zoological gardens are included in Major Group 84.

Health Services (SIC Major Group 80)

This group includes establishments primarily engaged in furnishing medical, surgical, and other health services to persons. Associations or groups, such as Health Maintenance Organizations (HMO's), primarily engaged in providing medical or other health services to members are included but those which only provide insurance covering hospitalization or medical costs are classified in Insurance, Major Group 63. Hospices providing medical services are also included in this Major Group and are classified according to the primary service provided. Health care facilities were primarily coded based on self-designation. Where multiple levels of care were indicated but were not apparently separate operations, the facility was generally classified based on the highest level of care provided. Veterinarians are classified in Agriculture, Industry Group 074.

Offices and clinics of doctors of medicine (SIC 801). Establishments of licensed practitioners having the degree of M.D. and engaged in the practice of general or specialized medicine and surgery. General medical clinics (staffed by licensed practitioners having M.D. degree) are also classified here.

Associations of physicians formed solely for sharing expenses (including payroll) are also included here. Receipts are not applicable for these associations since their operations are funded by reimbursements from member firms, and these funds are not considered operating receipts for medical services provided. However, their payroll and employment data are included in statistics presented for this category.

For large geographic areas, data are presented for the following subdivisions of this classification:

1. Offices of doctors of medicine. Includes offices as well as group clinics owned and operated by physicians for the purpose of carrying on their profession.
2. General medical clinics. Includes clinics not owned and operated by physicians associated for the purpose of carrying on their profession.

Offices and clinics of dentists (SIC 802). Establishments of licensed practitioners having the degree of D.D.S. (or D.D. Sc.) or D.M.D. and engaged in the practice of general or specialized dentistry, including dental surgery. Dental clinics are also classified here.

For large geographic areas, data are presented for the following subdivisions of this classification:

1. Offices of dentists. Includes offices as well as group clinics owned and operated by dentists associated for the purpose of carrying on their profession.
2. Dental clinics. Includes clinics not owned and operated by dentists associated for the purpose of carrying on their profession.

Offices and clinics of doctors of osteopathy (SIC 803). Establishments of licensed practitioners having the degree of D.O. and engaged in the practice of general or specialized osteopathic medicine and surgery.

For large geographic areas, data are presented for the following subdivisions of this classification:

1. Offices of osteopathic physicians.
2. Osteopathic clinics.

Offices and clinics of chiropractors (SIC 8041). Establishments of licensed practitioners having the degree of D.C. and engaged in the practice of chiropractic medicine.

Offices and clinics of optometrists (SIC 8042). Establishments of licensed practitioners having the degree of O.D. and engaged in the practice of optometry. Establishments where receipts are primarily from the sale of optical goods prescribed as a result of eye examinations performed at another establishment are classified in Retail Trade, Industry 5999.

Offices and clinics of podiatrists (SIC 8043). Establishments of licensed practitioners having the degree of D.P. and engaged in the practice of podiatry.

Offices and clinics of health practitioners, n.e.c. (SIC 8049). Establishments of health practitioners engaged in practice in health fields, not elsewhere classified, such as acupuncturists, midwives, nutritionists, physical and occupational therapists, and psychologists.

Skilled nursing care facilities (SIC 8051). Establishments primarily engaged in providing inpatient nursing and rehabilitative services to patients who require continuous health care but not hospital services. Care must be ordered by and under the direction of a physician. The staff must include a licensed nurse on duty continuously with a minimum of one full-time registered nurse on duty during each day shift. Included are establishments certified to deliver skilled nursing care under the Medicare and Medicaid programs.

Intermediate care facilities (SIC 8052). Establishments primarily engaged in providing inpatient nursing and rehabilitative services but not on a continuous basis. Staffing must include 24-hour per day personnel with a licensed nurse on duty full-time during each day shift. At least once a week, consultation with a registered nurse on the delivery of care is required. Included are facilities certified to deliver intermediate care under the Medicaid program.

Nursing and personal care facilities, n.e.c. (SIC 8059). Establishments primarily engaged in providing some nursing and/or health-related care to patients who do not require the degree of care and treatment that a skilled or intermediate care facility is designed to provide. Included are rest homes, convalescent homes, and other institutions where health care is a major element. Residential facilities, such as homes for the retarded and the elderly which provide personal care but where health care is incidental, are classified in Industry 8361.

General medical and surgical hospitals (SIC 8062). Establishments primarily engaged in providing general medical and surgical services and other hospital services. Specialty hospitals are classified in Industries 8063 and 8069.

Psychiatric hospitals (SIC 8063). Establishments primarily engaged in providing diagnostic medical services and inpatient treatment for the mentally ill. Establishments known as hospitals and primarily engaged in providing health care for the mentally retarded are classified in Industry 8051.

Specialty hospitals, except psychiatric (SIC 8069). Establishments primarily engaged in providing diagnostic services, treatment, and other hospital services for specialized categories of patients, except for the mentally ill.

Medical laboratories (SIC 8071). Establishments primarily engaged in providing professional analytic or diagnostic services to the medical profession or to the patient as

prescribed by a physician. Laboratories engaged in the manufacture of medical or pharmaceutical products are classified in Manufacturing. Laboratories engaged in commercial medical research are classified in Industry 8731, and those engaged in noncommercial medical research are classified in Industry 8733.

Dental laboratories (SIC 8072). Establishments primarily engaged in making dentures, artificial teeth, and orthodontic appliances to order for the dental profession. The manufacture of teeth other than to order is classified in Manufacturing. Establishments providing dental X-ray laboratory services are classified in Industry 8071.

Home health care services (SIC 8082). Establishments primarily engaged in providing skilled nursing or medical care in the home under supervision of a medical doctor. Establishments of registered or practical nurses engaged in the independent practice of their profession are classified in Industry 8049, and nurses' registries are classified in Industry 7361. Establishments primarily engaged in selling health care products for personal or household consumption are classified in Retail Trade, and those engaged in renting or leasing products for health care are classified in Industry 7352.

Kidney dialysis centers (SIC 8092). Establishments primarily engaged in providing kidney or renal dialysis services.

Specialty outpatient facilities, n.e.c. (SIC 8093). Establishments primarily engaged in outpatient care of a specialized nature, such as alcohol and drug treatment, birth control/family planning, etc., with permanent facilities and with medical staff to provide diagnosis, treatment, or both for patients who are ambulatory but do not require inpatient care.

Health and allied services, n.e.c. (SIC 8099). Establishments primarily engaged in providing health and allied services, n.e.c., such as blood banks, blood donor stations, childbirth preparation classes, medical photography and art, and oxygen tent services. Establishments of registered or practical nurses in independent practice are classified in Industry 8049. Ambulance services are classified in Transportation, Industry 4119.

Legal Services (SIC Major Group 81)

This group includes establishments which are headed by members of the bar and are engaged in offering legal advice or legal services. Nonprofit legal services (including legal aid societies) are classified here. Associations of lawyers formed solely for the sharing of expenses (including payroll) and not for the purpose of jointly practicing their profession are also included. Receipts are not applicable for these associations since their operations are funded by reimbursements from member firms, and these

funds are not considered operating receipts for legal services provided. However, their payroll and employment data are included in statistics presented for this category.

Selected Educational Services (SIC's 823, 824, 829)

This group includes libraries as well as establishments furnishing formal courses through correspondence, commercial, and trade schools. Elementary and secondary schools (Industry 8211); colleges, universities, and professional schools (Industry 8221); and junior colleges and technical institutes (Industry 8222) are out of scope of the census.

Libraries (SIC 823). Establishments primarily engaged in providing library services, including the circulation of books and other materials for reading, study, and reference.

Data processing schools (SIC 8243). Establishments primarily engaged in offering training in data processing (including data keying), computer programming, and in computer and peripheral equipment operation, maintenance, and repair.

Business and secretarial schools (SIC 8244). Establishments primarily engaged in offering courses in business machine operation, office procedures, and secretarial and stenographic skills.

Vocational schools, n.e.c. (SIC 8249). Establishments primarily engaged in offering specialized vocational courses, not elsewhere classified but not academic training. This industry includes apprentice training, aviation schools, commercial art schools, and practical nursing schools. Schools for the instruction of beauticians are classified in Industry 7231, and barber schools are classified in Industry 7241. Establishments primarily engaged in offering educational courses by mail are included here.

Schools and educational services, n.e.c. (SIC 829). Establishments primarily engaged in offering specialized educational courses and services, not elsewhere classified, such as music schools, drama schools, language schools, student exchange programs, and civil service and other short-term examination preparatory schools. Vocational counseling (excluding rehabilitation) is also included here. Educational testing is included in Industry 8748. Establishments primarily engaged in operating dance schools are classified in Industry 7911; those providing rehabilitation counseling are classified in Industry 8331; and those providing sports instruction in Industry 7999.

Social Services (SIC Major Group 83)

This group includes establishments providing social services and rehabilitation services to those persons with social or personal problems requiring special services and to the physically challenged and the disadvantaged. Also

included are organizations soliciting funds to be used directly for these and related services, as well as community development and planning agencies. Government offices involved with the delivery of such services are out of scope of the census.

Individual and family social services (SIC 832). Establishments primarily engaged in providing one or more of a variety of individual and family social, counseling, welfare, or referral services, including refugee, disaster, and temporary relief services.

Job training and vocational rehabilitation services (SIC 833). Establishments primarily engaged in providing training, work experience, and vocational rehabilitation services for the unemployed, the underemployed, the physically challenged, and to persons who have a job market disadvantage because of lack of education or experience, skill obsolescence, or personal characteristics or problems. Included are upgrading and job development services, skill training, world-of-work orientation, and vocational rehabilitation counseling. Union apprentice training schools are classified in Industry 8249.

Child day care services (SIC 835). Establishments primarily engaged in care of infants or children, or in providing prekindergarten education, where medical care or delinquency correction is not a major element. These establishments may or may not have substantial educational programs and may care for older children when they are not in school. Establishments providing babysitting services are classified in Industry 7299. Head start centers operating in conjunction with elementary schools are classified in Industry 8211.

Residential care (SIC 836). Establishments primarily engaged in the provision of residential social and personal care for children, the elderly, and special categories of persons with some limits on ability for self-care but where medical care is not a major element. Included here are group foster homes; halfway group homes; homes for the retarded, the elderly, the deaf, and the blind; juvenile correctional homes; rehabilitation (residential) centers; and children's boarding homes. Boarding schools providing elementary and secondary education are classified in Industry 8211.

Social services, n.e.c. (SIC 839). Establishments primarily engaged in providing social services, not elsewhere classified, including community improvement, social change, and neighborhood development. Also included are organizations primarily engaged in soliciting contributions on their own account and administering appropriations and allocating funds among other agencies engaged in social welfare services; establishments primarily engaged in the prevention of criminal or antisocial behavior; and regional social service planning agencies. Establishments which raise funds on a contract basis are classified in Industry 7389. Civic, social, fraternal, and political organizations are included

in Major Group 86. Industrial development consulting and planning is classified in Industry 8748. Philanthropic trusts and foundations which are not actually engaged in providing social welfare services are classified in Finance, Industry 6732.

Museums, Art Galleries, and Botanical and Zoological Gardens (SIC Major Group 84)

This major group includes commercial and noncommercial museums, art galleries, arboreta, and botanical and zoological gardens.

Museums and art galleries (SIC 8412). Establishments primarily engaged in the commercial or noncommercial operation of museums and art galleries. Historical, cultural, and educational societies whose functions are primarily providing attractions for the public are included here. Art galleries or art dealers primarily selling to the general public are classified in Retail Trade, Industry 5999.

Arboreta and botanical or zoological gardens (SIC 8422). Establishments primarily engaged in the commercial or noncommercial operation of arboreta and botanical and zoological gardens.

Selected Membership Organizations (SIC's 861, 862, 864, 869)

This group includes organizations operating on a membership basis for the promotion of the interests of their members. Also included are organizations which are not operated on a membership basis but which promote the interests of a constituency or group of supporters. This group does not include business establishments operated by membership organizations, such as hotels open to the general public, golf and country clubs, fraternity and sorority houses, and credit unions. Such establishments are classified according to their primary activity.

Establishments of religious organizations operated for worship or for promotion of religious activities, such as churches, convents, and religious schools and missions, are classified in Industry 8661 and are out of scope of the census. Also excluded are Labor unions and similar labor organizations (Industry 8631) and Political organizations (Industry 8651).

Business associations (SIC 861). Membership organizations engaged in promoting business interests of their members, such as better business bureaus, boards of trade, chambers of commerce, industrial standards committees, merchants' associations, real estate boards, and trade associations. Membership organizations formed to carry out a specific business function, such as common marketing of crops or joint advertising, are classified according to the function performed.

Professional membership organizations (SIC 862). Membership organizations of professional persons formed for the advancement of the interests of their profession, such as bar associations, engineering associations, and scientific membership organizations.

Civic, social, and fraternal associations (SIC 864).

Membership organizations engaged in civic, social, or fraternal activities, such as alumni associations, citizens' associations, fraternities, scout organizations, singing societies, university clubs, veterans' organizations, youth associations, and consumer education and public advocacy groups (except organizations primarily engaged in research). Bars and restaurants owned and operated by organizations for use by members and guests only are also classified here. Hotels and lodging houses operated by organizations for use by members and their guests only, including fraternity and sorority houses, are classified in Industry 7041. Membership sports and recreation clubs are classified in Industry 7997. Homeowner, tenant, and condominium associations primarily engaged in managing real estate are classified in Real Estate, Industry 6531.

Membership organizations, n.e.c. (SIC 869). Membership organizations, not elsewhere classified, such as athletic regulatory associations, automobile owners' associations, farm bureaus, historical clubs, and humane societies.

Engineering, Accounting, Research, Management, and Related Services (SIC Major Group 87)

This group includes establishments primarily engaged in providing engineering, architectural, and surveying services; accounting, auditing, and bookkeeping services; research, development, and testing services; and management and public relations services.

Engineering services (SIC 8711). Establishments primarily engaged in providing professional engineering services. Establishments primarily providing and supervising their own engineering staff on temporary contract to other firms are included here. Establishments providing engineering but not supervisory, personnel are classified in Industry 7363. Photogrammetric engineering services are classified in Industry 8713.

Architectural services (SIC 8712). Establishments primarily engaged in providing professional architectural services. Landscape architectural services are classified in Agriculture, Industry 0781. Establishments primarily engaged in providing graphic arts and related design services are classified in Industry 7336, and those providing drafting services are classified in Industry 7389.

Surveying services (SIC 8713). Establishments primarily engaged in providing professional land, water, and aerial surveying services.

Accounting, auditing, and bookkeeping services (SIC 8721). Establishments primarily engaged in furnishing accounting, bookkeeping, and related auditing services. These establishments may use data processing and tabulating techniques as part of providing their services. However,

establishments primarily engaged in providing data processing and tabulating services are classified in Industry 7374. Establishments providing income tax return preparation services, without also furnishing accounting, auditing, or bookkeeping services, are classified in Industry 7291.

Commercial physical and biological research (SIC 8731).

Establishments primarily engaged in physical and biological research and development on a contract or fee basis. Noncommercial research establishments (funded by endowments, grants, or contributions) are classified in Industry 8733. Separate establishments of aircraft, guided missile, or spacecraft manufacturers primarily engaged in research and development on these products are classified in Manufacturing, Major Group 37.

For large geographic areas, data are presented for the following subdivisions of this classification:

1. Commercial physical research.
2. Commercial medical and biological research.

Commercial economic, sociological, and educational research (SIC 8732).

Establishments primarily engaged in performing business, marketing, opinion, and other economic, sociological, and educational research on a contract or fee basis. Noncommercial research establishments (funded by endowments, grants, or contributions) are classified in Industry 8733.

Noncommercial research organizations (SIC 8733). Establishments primarily engaged in performing research into and dissemination of information for public health, education, or general welfare. These establishments primarily operate on funds from endowments, contributions, and grants. Establishments which fund such research, although the actual research may be contracted out to other establishments, are also classified here.

Testing laboratories (SIC 8734). Establishments primarily engaged in providing testing services. Establishments performing clinical laboratory testing for the medical profession are classified in Industry 8071.

Management services (SIC 8741). Establishments primarily engaged in furnishing general or specialized management services on a day to day basis and on a contract or fee basis. Establishments classified here do not provide operating staff. Management and operation of a business, where operating staff as well as management is provided, is classified according to the activity of the establishment managed. Construction management services are classified here.

Management consulting services (SIC 8742). Establishments primarily engaged in furnishing operating counsel and assistance to managements of private, nonprofit, and public organizations. These establishments generally perform a variety of activities, such as strategic and organizational planning; financial planning and budgeting; marketing objectives and policies planning; information systems

planning, evaluation, and selection; human resources policies and practices planning; and production scheduling and control planning.

Public relations services (SIC 8743). Establishments primarily engaged in the preparation of materials, written or spoken, which are designed to promote the interests of their clients by attempting to influence the general public or other groups.

Facilities support management services (SIC 8744).

Establishments primarily engaged in furnishing personnel to perform a range of services in support of the operations of other establishments, or those engaged in providing a number of different continuing services, on a contract or fee basis, within other establishments. Establishments which provide management and staff to operate a business are classified according to the type of activity of the business. Establishments primarily providing one specialized service are classified in the specialized industry. Establishments primarily supplying temporary or continuing help (except agricultural) are classified in Industry 7363. Establishments which provide management services only (except agricultural) are classified in Industry 8741. Computer facilities management is classified in Industry 7376.

Business consulting services, n.e.c. (SIC 8748). Establishments primarily engaged in furnishing business consulting services, not elsewhere classified, on a contract or fee basis. Included are agricultural, economic, educational, and systems engineering consultants as well as city planners and testing services (educational or personnel).

Services, Not Elsewhere Classified (SIC Major Group 89)

Establishments primarily providing services, not elsewhere classified, such as artists (excluding commercial and medical artists), authors, scientific consultants (working on their own account), inventors, lecturers, music arrangers, newspaper columnists, radio commentators, song writers, weather forecasters, and writers.

There is evidence that among small employer establishments (for which kind-of-business information is obtained from administrative records), many service establishments are classified incorrectly in this industry because there is insufficient information to determine the correct kind-of-business classification. Therefore, the published data probably overstate the number of establishments and level of activity for this category.

For large geographic areas, data are presented for the following subdivisions of this classification:

1. Scientific and related consulting services, except environmental.
2. Environmental consulting.
3. Authors, composers, and other arts-related services.
4. Other services, n.e.c.

Appendix B. **Sample Report Form and Instructions**

The sample report form and instructions are shown on the following pages.



Appendix C.

Kind-of-Business Titles and Reporting-Form Numbers

[Listed below are service industries kind-of-business titles and their corresponding reporting-form numbers. Requests for copies of any of these forms, including the inquiries used to classify establishments by kind of business, should be directed to the Services Division, Bureau of the Census, Washington, DC 20233]

SIC code	Title	Reporting form CB-	SIC code	Title	Reporting form CB-
70	HOTELS, ROOMING HOUSES, CAMPS, AND OTHER LODGING PLACES		73	BUSINESS SERVICES—Con.	
7011 pt.	Hotels, 25 guestrooms or more	7001	7377	Computer rental and leasing	7307
7011 pt.	Hotels, less than 25 guestrooms	7001	7378	Computer maintenance and repair	7307
7011 pt.	Motels, tourist courts	7001	7379 pt.	Computer consultants	7307
7011 pt.	Motor hotels	7001	7379 pt.	Miscellaneous computer services, n.e.c.	7307
702	Rooming and boarding houses	7002	7381 pt.	Detective agencies and guard services	7308
7032	Sporting and recreational camps	7002	7381 pt.	Armored car services	7308
7033	Recreational vehicle parks and campsites	7002	7382	Security systems services	7308
704	Organization hotels and lodging houses, on membership basis.	7002	7383	News syndicates	7308
			7384 pt.	Photofinishing laboratories, except "one-hour" (mini) labs	7303
			7384 pt.	"One-hour" (mini) photofinishing	7303
72	PERSONAL SERVICES		7389 pt.	Sign painting shops	7308
7211	Power laundries, family and commercial	7201	7389 pt.	Interior designing	7308
7212	Garment pressing, and agents for laundries and drycleaners	7201	7389 pt.	Telephone answering services	7308
7213	Linen supply	7201	7389 pt.	Water softening and conditioning services	7308
7215 pt.	Coin-operated laundries and drycleaning stores	7201	7389 pt.	Packaging and labeling services	7308
7215 pt.	Coin-operated laundry routes	7201	7389 pt.	Trading stamp services	7308
7216	Drycleaning plants, except rug cleaning	7201	7389 pt.	Convention and trade show services	7308
7217	Carpet and upholstery cleaning	7201	7389 pt.	Private mail centers	7308
7218	Industrial launderers	7201	7389 pt.	Miscellaneous business services, n.e.c.	7308
7219	Laundry and garment services, n.e.c.	7201			
722	Photographic studios, portrait	7303	75	AUTOMOTIVE REPAIR, SERVICES, AND PARKING	
723	Beauty shops	7202	7513 pt.	Truck rental, without drivers	7501
724	Barber shops	7202	7513 pt.	Truck leasing, except finance leasing	7501
725	Shoe repair shops and shoeshine parlors	7202	7514	Passenger car rental	7501
726	Funeral service and crematories	7202	7515	Passenger car leasing	7501
7291	Tax return preparation services	7202	7519	Utility trailer and recreational vehicle rental	7501
7299 pt.	Massage parlors, tanning salons, and saunas	7202	7521 pt.	Parking lots	7502
7299 pt.	Diet and weight reducing services	7202	7521 pt.	Parking structures	7502
7299 pt.	Formal wear rental	7202	7532 pt.	Top and body repair shops	7503
7299 pt.	Other personal services, n.e.c.	7202	7532 pt.	Paint shops	7503
73	BUSINESS SERVICES		7533	Automotive exhaust system repair shops	7503
7311	Advertising agencies	7301	7534	Tire retreading and repair shops	7503
7312	Outdoor advertising services	7301	7536	Automotive glass replacement shops	7503
7313 pt.	Radio and television advertising representatives	7301	7537	Automotive transmission repair shops	7503
7313 pt.	Publishers' advertising representatives	7301	7538 pt.	General automotive repair shops, except diesel	7503
7319	Advertising, n.e.c.	7301	7538 pt.	Diesel repair shops	7503
7322	Adjustment and collection services	7302	7539 pt.	Radiator repair	7503
7323	Credit reporting services	7302	7539 pt.	Brake, front end, and wheel alignment	7503
7331 pt.	Mailing list compilers, brokers, and managers	7303	7539 pt.	Carburetor repair shops	7503
7331 pt.	Direct mail advertising services, except mailing list services	7303	7539 pt.	Automotive electrical repair shops	7503
7334 pt.	Blueprinting and photocopying services	7303	7539 pt.	Other automotive repair shops, n.e.c.	7503
7334 pt.	Duplicating services, except printing and photocopying	7303	7542	Carwashes	7503
7335	Commercial photography	7303	7549 pt.	Lubrication shops	7503
7336 pt.	Commercial art	7303	7549 pt.	Towing services	7503
7336 pt.	Graphic arts and related design	7303	7549 pt.	Other automotive services, n.e.c.	7503
7338	Secretarial and court reporting services	7303	76	MISCELLANEOUS REPAIR SERVICES	
7342	Disinfecting and pest control services	7304	7622	Radio and television repair shops	7600
7349	Building cleaning and maintenance services, n.e.c.	7304	7623	Refrigeration and air-conditioning service and repair shops	7600
7352	Medical equipment rental and leasing	7305	7629	Electrical and electronic repair shops, n.e.c.	7600
7353 pt.	Rental and leasing of heavy construction equipment without operators	7305	763	Watch, clock, and jewelry repair	7600
7353 pt.	Rental and leasing of heavy construction equipment with operators	7305	764	Reupholstery and furniture repair	7600
7359 pt.	Equipment rental, except rent-to-own	7305	7692	Welding repair	7600
7359 pt.	Equipment leasing, except finance leasing	7305	7694	Armature rewinding shops	7600
7359 pt.	Rent-to-own	7305	7699 pt.	Farm machinery and equipment repair	7600
7361	Employment agencies	7306	7699 pt.	Lawnmower and other small gasoline engine repair	7600
7363 pt.	Temporary help supply	7306	7699 pt.	Sewer and septic tank cleaning services	7600
7363 pt.	Employee leasing	7306	7699 pt.	Other repair and related services, n.e.c.	7600
7363 pt.	Other help supply services	7306	78	MOTION PICTURES	
7371	Computer programming services	7307	7812 pt.	Motion picture production, except for television	7801
7372	Prepackaged software	7307	7812 pt.	Motion picture and tape production for television	7801
7373	Computer integrated systems	7307	7819	Services allied to motion picture production	7801
7374	Computer processing and data preparation and processing services	7307	7822 pt.	Motion picture film exchanges	7801
7375	Information retrieval services	7307	7822 pt.	Film and tape distribution for television	7801
7376	Computer facilities management services	7307	7822 pt.	Video tape wholesalers	7801
			7829	Services allied to motion picture distribution	7801
			7832	Motion picture theaters, except drive-in	7802
			7833	Drive-in motion picture theaters	7802
			7841	Video tape rental	7803

SIC code	Title	Reporting form CB-	SIC code	Title	Reporting form CB-
79	AMUSEMENT AND RECREATION SERVICES, EXCEPT MOTION PICTURES AND MUSEUMS		81	LEGAL SERVICES	
791	Dance studios, schools, and halls	7903	81 pt.	Offices of lawyers	8100
7922 pt.	Producers of live theatrical productions	7901	81 pt.	Legal aid societies and similar legal services	8100
7922 pt.	Producers of radio and television shows, except tape producers	7901	823, 4, 9	SELECTED EDUCATIONAL SERVICES	
7922 pt.	Artists' and entertainers' managers or agents, concert bureaus, and booking agents	7901		Libraries	8200
7922 pt.	Other theatrical services	7901		Data processing schools	8200
7929 pt.	Dance groups and artists	7901		Business and secretarial schools	8200
7929 pt.	Symphony orchestras, opera companies, and chamber music organizations	7901		Vocational schools, n.e.c.	8200
7929 pt.	Other music groups and artists	7901		Schools and educational services, n.e.c.	8200
7929 pt.	Other entertainers and entertainment groups	7901			
7933	Bowling centers	7902	83	SOCIAL SERVICES	
7941 pt.	Baseball clubs	7902		Individual and family social services	8300
7941 pt.	Football clubs	7902		Job training and vocational rehabilitation services	8300
7941 pt.	Other professional sports clubs	7902		Child day care services	8300
7941 pt.	Managers and promoters	7902		Residential care	8300
7948 pt.	Auto racetrack operation	7902		Social services, n.e.c.	8300
7948 pt.	Horse racetrack operation	7902	84	MUSEUMS, ART GALLERIES, AND BOTANICAL AND ZOOLOGICAL GARDENS	
7948 pt.	Dog racetrack operation	7902		Museums and art galleries	8400
7948 pt.	Racing stables and racing, n.e.c.	7902		Arboreta and botanical or zoological gardens	8400
7991 pt.	Physical fitness centers, except gymnasiums and athletic clubs	7903			
7991 pt.	Gymnasiums and athletic clubs	7903			
7992	Public golf courses	7903			
7993	Coin-operated amusement devices	7903	8412		
7996	Amusement parks	7902	8422		
7997	Membership sports and recreation clubs	7903			
7999 pt.	Concession operators of amusement devices and rides	7903	86	SELECTED MEMBERSHIP ORGANIZATIONS	
7999 pt.	Carnivals and circuses	7903		Business associations	8600
7999 pt.	Fairs	7903		Professional membership organizations	8600
7999 pt.	Roller skating rinks	7903	861	Civic, social, and fraternal associations	8600
7999 pt.	Ice skating rinks	7903	862	Membership organizations, n.e.c.	8600
7999 pt.	Other amusement and recreation services, n.e.c.	7903	864		
			869		
80	HEALTH SERVICES		87	ENGINEERING, ACCOUNTING, RESEARCH, MANAGEMENT, AND RELATED SERVICES	
801 pt.	Offices of doctors of medicine	8001		Engineering services	8701
801 pt.	General medical clinics	8001	8711	Architectural services	8701
802 pt.	Offices of dentists	8002	8712	Surveying services	8701
802 pt.	Dental clinics	8002	8713	Accounting, auditing, and bookkeeping services	8702
803 pt.	Offices of osteopathic physicians	8001	8721	Commercial physical research	8703
			8731 pt.		
803 pt.	Osteopathic clinics	8001		Commercial medical and biological research	8703
8041	Offices and clinics of chiropractors	8001	8732	Commercial economic, sociological, and educational research	8703
8042	Offices and clinics of optometrists	8001	8733	Noncommercial research organizations	8703
8043	Offices and clinics of podiatrists	8001	8734	Testing laboratories	8703
8049	Offices and clinics of health practitioners, n.e.c.	8001	8741	Management services	8704
8051	Skilled nursing care facilities	8003	8742	Management consulting services	8704
8052	Intermediate care facilities	8003	8743	Public relations services	8704
8059	Nursing and personal care facilities, n.e.c.	8003	8744	Facilities support management services	8704
8062	General medical and surgical hospitals	8004	8748	Business consulting services, n.e.c.	8704
8063	Psychiatric hospitals	8004			
8069	Specialty hospitals, except psychiatric	8004	89	SERVICES, N.E.C.	
				Scientific and related consulting services, except environmental	8900
8071	Medical laboratories	8005		Environmental consulting	8900
8072	Dental laboratories	8005	8999 pt.	Authors, composers, and other arts-related services	8900
8082	Home health care services	8006	8999 pt.	Other services, n.e.c.	8900
8092	Kidney dialysis centers	8006			
8093	Specialty outpatient facilities, n.e.c.	8006			
8099	Health and allied services, n.e.c.	8006	8999 pt.		

Appendix D. **Metropolitan Areas**

(Titles and definitions shown for MSA's, CMSA's, and PMSA's are those established by the Office of Management and Budget, as of June 30, 1993)

HAWAII

Honolulu, HI MSA

Honolulu County, HI

Appendix E.

Percent of Receipts/Revenue Based on Administrative Records and Estimation for the State: 1992

Table E-1. Firms Subject to Federal Income Tax

[Includes only establishments with payroll. For meaning of abbreviations and symbols, and for more information on reliability of data, see introductory text. For explanation of terms and comparability of 1987 and 1992 censuses, see appendix A]

SIC code	Kind of business or operation	Percent of receipts —		SIC code	Kind of business or operation	Percent of receipts —	
		From administrative records ¹	Estimated ²			From administrative records ¹	Estimated ²
	Total	12.6	11.4	73	Business services—Con.		
70 ex. 704	Hotels, rooming houses, camps, and other lodging places (except membership lodging)2	15.9	736	Personnel supply services	4.6	3.1
	Hotels and motels2	16.0	7361	Employment agencies	21.8	22.0
7011	Hotels1	16.0	7363	Help supply services	2.2	.4
7011 pt.	Hotels, 25 guestrooms or more1	15.9	7363 pt.	Temporary help supply	3.1	.6
7011 pt.	Hotels, less than 25 guestrooms	—	30.8	7363 pt.	Help supply, except temporary1	—
7011 pt.	Motels, motor hotels, and tourist courts	16.0	13.2	737	Computer programming, data processing, and other computer related services	4.7	10.9
7011 pt.	Motels, tourist courts	(D)	(D)	7371, 2, 3	Computer programming, prepackaged software, and integrated systems	5.1	5.2
7011 pt.	Motor hotels	(D)	(D)	7371	Computer programming services	3.8	3.4
702, 3	Other lodging places	2.7	7.1	7372	Prepackaged software	5.4	15.1
702	Rooming and boarding houses	(D)	(D)	7373	Computer integrated systems	9.5	4.1
703	Camps and recreational vehicle parks	(D)	(D)	7374, 5, 6	Data processing services	2.3	13.4
72	Personal services	14.6	6.4	7374, 5	Computer processing, information retrieval	2.9	16.8
721	Laundry, cleaning, and garment services	5.3	4.5	7376	Computer facilities management services	—	—
7211	Power laundries, family and commercial*	2.7	.7	7377, 8, 9	Computer rental and leasing, maintenance, and related services, n.e.c.	9.7	18.9
7213	Linen supply*	—	—	7377	Computer rental and leasing	—	14.5
7215	Coin-operated laundries and drycleaning	6.5	6.1	7378	Computer maintenance and repair	2.2	26.8
7216	Drycleaning plants, except rug cleaning*	6.0	10.8	7379	Computer related services, n.e.c.	24.5	6.1
7217	Carpet and upholstery cleaning	28.5	9.1	738	Miscellaneous business services	24.1	8.3
7218	Industrial launderers*	(D)	(D)	7381, 2	Detective agencies and protective services	26.6	10.0
7212, 9	Other laundry, cleaning, and garment services* ..	(D)	(D)	7381	Detective, guard, and armored car services	30.2	9.1
7212	Garment pressing, and agents for laundries and drycleaners	—	5.3	7382	Security systems services	2.2	16.0
7219	Laundry and garment services, n.e.c.*	(D)	(D)	7383	News syndicates	4.5	3.1
722	Photographic studios, portrait	30.3	6.6	7384	Photofinishing laboratories*	14.1	2.0
723, 4	Beauty and barber shops	24.8	5.4	7389 pt.	Business services, n.e.c.	26.7	9.5
723	Beauty shops	26.5	5.3	7389 pt.	Sign painting shops	59.7	—
724	Barber shops	8.2	7.0	7389 pt.	Interior designing	20.3	3.3
725	Shoe repair shops and shoeshine parlors	17.8	54.8	7389 pt.	Telephone answering services	48.7	14.0
726	Funeral service and crematories	4.1	10.8	75	Other business services	26.0	11.6
729	Miscellaneous personal services	17.0	10.5	751	Automotive repair, services, and parking	7.1	8.0
7291	Tax return preparation services	21.9	3.6	7513	Automotive rental and leasing, without drivers	2.0	8.3
7299	Miscellaneous personal services, n.e.c.	15.7	12.4	7514, 5	Truck rental and leasing, without drivers	(D)	(D)
73	Business services	16.7	11.1	7514	Passenger car rental and leasing	1.8	8.5
731	Advertising	9.1	4.2	7515	Passenger car rental	1.7	8.5
7311	Advertising agencies	7.0	4.4	7519	Passenger car leasing	23.4	1.3
7312	Outdoor advertising services	—	—	752	Utility trailer and recreational vehicle rental	(D)	(D)
7313	Radio, television, publishers' advertising representatives	34.2	.8	753	Automobile parking	—	8.1
7319	Advertising, n.e.c.	62.0	—	7532	Automotive repair shops	18.1	5.5
732	Consumer credit reporting agencies, mercantile reporting agencies, and adjustment and collection agencies	13.6	30.3	7532 pt.	Top, body, and upholstery repair shops and paint shops	18.7	6.8
7322	Adjustment and collection services	27.6	20.0	7532 pt.	Top and body repair shops	18.8	7.2
7323	Credit reporting services	—	40.3	7538	Paint shops	17.5	—
733	Mailing, reproduction, commercial art and photography, and stenographic services	19.3	8.7	7538 pt.	General automotive repair shops	19.6	3.4
7331	Direct mail advertising services	29.7	—	7538 pt.	General automotive repair shops, except diesel	20.9	3.5
7334	Photocopying and duplicating services	6.8	1.1	7538 pt.	Diesel repair shops	5.3	1.7
7335, 6	Commercial photography, art, and graphics	30.9	6.3	7533, 4, 6, 7, 9	Other automotive repair shops	13.5	7.5
7335	Commercial photography	28.1	5.5	7533	Automotive exhaust system repair shops	28.0	14.9
7336	Commercial art and graphic design	33.5	7.1	7534	Tire retreading and repair shops	49.5	—
7338	Secretarial and court reporting services	11.3	35.6	7536	Automotive glass replacement shops	8.4	—
734	Services to dwellings and other buildings	28.0	20.7	7537	Automotive transmission repair shops	16.4	14.5
7342	Disinfecting and pest control services	21.0	19.7	7539	Automotive repair shops, n.e.c.	6.5	9.2
7349	Building cleaning and maintenance services, n.e.c.	30.8	21.1	7539 pt.	Radiator repair	5.1	10.5
735	Miscellaneous equipment rental and leasing	15.8	17.0	7539 pt.	Brake, front end, and wheel alignment	9.0	17.5
7352	Medical equipment rental and leasing	7.0	—	7539 pt.	Automotive electrical and fuel system services	7.0	3.2
7353	Heavy construction equipment rental and leasing ..	26.8	21.5	754	Other automotive repair shops, n.e.c.	5.3	7.2
7359	Equipment rental and leasing, n.e.c.	13.6	18.6	7542	Automotive services, except repair	11.8	28.6
				7549	Carwashes	17.7	20.1
					Automotive services, except repair and carwashes	10.6	30.5

See footnotes at end of table.

Table E-1. Firms Subject to Federal Income Tax – Con.

[Includes only establishments with payroll. For meaning of abbreviations and symbols, and for more information on reliability of data, see introductory text. For explanation of terms and comparability of 1987 and 1992 censuses, see appendix A]

SIC code	Kind of business or operation	Percent of receipts –		SIC code	Kind of business or operation	Percent of receipts –	
		From administrative records ¹	Estimated ²			From administrative records ¹	Estimated ²
76	Miscellaneous repair services -----	23.2	10.1	80	Health services -----	25.3	7.2
762	Electrical repair shops -----	16.4	14.2	801	Offices and clinics of doctors of medicine -----	34.2	7.2
7622	Radio and television repair shops -----	48.4	9.8	8011 pt.	Offices of doctors of medicine -----	39.1	7.1
7623, 9	Other electrical and electronic repair shops -----	15.2	14.3	8011 pt.	General medical clinics -----	2.0	7.8
7623	Refrigeration and air-conditioning service and repair shops -----	20.9	4.6	802	Offices and clinics of dentists -----	32.0	5.6
7629	Electrical and electronic repair shops, n.e.c. ---	9.2	24.7	803	Offices and clinics of doctors of osteopathy -----	(D)	(D)
763	Watch, clock, and jewelry repair -----	—	2.8	804	Offices and clinics of other health practitioners ----	36.1	5.4
764	Reupholstery and furniture repair -----	24.9	6.5	8041	Offices and clinics of chiropractors -----	37.5	4.5
				8042	Offices and clinics of optometrists -----	34.1	6.6
				8043	Offices and clinics of podiatrists -----	30.6	2.9
				8049	Offices and clinics of health practitioners, n.e.c. --	36.7	5.7
				805	Nursing and personal care facilities -----	3.9	—
769	Miscellaneous repair and related services -----	29.8	7.2	8051	Skilled nursing care facilities -----	—	—
7692	Welding repair -----	19.0	38.3	8052	Intermediate care facilities -----	13.0	—
7694	Armature rewinding shops -----	15.6	—	8059	Nursing and personal care facilities, n.e.c. -----	—	—
7699	Repair shops and related services, n.e.c. -----	31.7	4.2	806	Hospitals -----	(D)	(D)
				8062	General medical and surgical hospitals -----	(D)	(D)
				8063, 9	Specialty hospitals -----	(D)	(D)
78, 79, 84	Amusement and recreation services, including motion pictures and museums -----	10.8	16.4	807, 8, 9	Other health services -----	(D)	(D)
781, 2	Motion picture production, distribution, and services --	5.7	11.5	807	Medical and dental laboratories -----	5.3	3.2
				8071	Medical laboratories -----	1.2	3.0
				8072	Dental laboratories -----	31.9	4.3
				808	Home health care services -----	(D)	(D)
				809	Miscellaneous health and allied services, n.e.c. ---	(D)	(D)
783	Motion picture theaters -----	(D)	(D)	8092	Kidney dialysis centers -----	—	—
7832	Motion picture theaters, except drive-in -----	(D)	(D)	8093	Specialty outpatient facilities, n.e.c. -----	17.3	14.2
7833	Drive-in motion picture theaters -----	(D)	(D)	8099	Health and allied services, n.e.c. -----	(D)	(D)
				81	Legal services -----	24.8	9.2
784	Video tape rental -----	14.4	58.1	823, 4, 9	Selected educational services -----	26.5	28.7
				823	Libraries -----	(D)	(D)
792	Theatrical producers (except motion picture), bands, orchestras, and entertainers -----	28.9	13.1	824	Vocational schools -----	21.4	8.8
7922	Theatrical producers (except motion picture) and miscellaneous theatrical services -----	29.2	27.7	829	Schools and educational services, n.e.c. -----	(D)	(D)
7929	Bands, orchestras, actors, and other entertainers and entertainment groups -----	28.6	2.7	83	Social services -----	18.1	16.3
				835	Child day care services -----	15.4	15.1
				832, 3, 6, 9	Other social services -----	18.6	16.6
793	Bowling centers -----	(D)	(D)	87 ex. 8733	Engineering, accounting, research, management, and related services (except noncommercial research organizations) -----	16.6	8.0
79 ex. 792, 3; 84	Commercial sports and other amusement and recreation services, including museums -----	10.9	15.3	871	Engineering, architectural, and surveying services --	15.0	6.5
794	Commercial sports -----	28.8	20.4	8711	Engineering services -----	13.5	7.5
7941	Professional sports clubs, managers, promoters -----	28.8	20.4	8712	Architectural services -----	17.9	4.5
7948	Racing, including track operation -----	—	—	8713	Surveying services -----	18.9	2.3
79 ex. 792, 3, 4; 84	Other amusement and recreation services, including museums -----	10.7	15.3	872	Accounting, auditing, and bookkeeping services ----	26.1	6.6
791	Dance studios, schools, and halls -----	47.0	26.6	873 ex. 8733	Research, development, and testing services (except noncommercial research organizations) ---	5.5	13.9
7991	Physical fitness facilities -----	10.4	10.9	8731	Commercial physical and biological research -----	(D)	(D)
7992	Public golf courses -----	—	19.1	8732	Commercial economic, sociological, and educational research -----	(D)	(D)
7993	Coin-operated amusement devices -----	9.6	8.2	8734	Testing laboratories -----	12.6	37.7
7996	Amusement parks -----	—	2.4	874	Management and public relations services -----	12.8	13.0
7997	Membership sports and recreation clubs -----	11.1	14.9	8741	Management services -----	12.9	19.8
7999, 84	Amusement and recreation services, including museums, n.e.c. -----	19.7	17.6	8742	Management consulting services -----	24.4	18.6
7999 pt.	Concession operators of amusement devices and rides -----	9.0	8.7	8743	Public relations services -----	(D)	(D)
7999 pt., 84	Carnivals, circuses, and fairs -----	(D)	(D)	8744	Facilities support management services -----	(D)	(D)
	Other recreation and amusements, including museums -----	(D)	(D)	8748	Business consulting services, n.e.c. -----	35.7	6.6
				89	Services, n.e.c. -----	19.2	42.2

¹Includes receipts information obtained from administrative records of other Federal agencies.

²Includes receipts information which was imputed based on historic company ratios or administrative records or on industry averages.

Table E-2. Firms Exempt From Federal Income Tax

[Includes only establishments with payroll. For meaning of abbreviations and symbols, and for more information on reliability of data, see introductory text. For explanation of terms and comparability of 1987 and 1992 censuses, see appendix A]

SIC code	Kind of business or operation	Percent of revenue —		SIC code	Kind of business or operation	Percent of revenue —	
		From administrative records ¹	Estimated ²			From administrative records ¹	Estimated ²
	Total	3.2	8.8	823, 4, 9	Selected educational services	25.4	6.9
7032, 704	Camps and membership lodging	(D)	(D)	83	Social services	9.7	19.3
792, 7991 pt., 7997, 7999 pt., 84	Selected amusement, recreation, and related services	3.5	.3	835	Child day care services	10.7	32.6
8011 pt.; 8021 pt.; 805, 6, 8, 9	Selected health services2	7.8	832, 3, 6, 9	Other social services	9.6	17.4
8011 pt., 8021 pt., 805	Clinics of doctors of medicine and dentists	(D)	(D)	832	Individual and family social services	10.5	20.0
806	Hospitals	—	—	833	Job training and vocational rehabilitation services	8.4	21.1
8062	General medical and surgical hospitals	—	—	836	Residential care	8.6	16.4
8063, 9	Specialty hospitals	—	—	839	Social services, n.e.c.	9.4	13.8
808, 9	Other health services	6.6	6.3	861, 2, 4, 9	Selected membership organizations	15.6	12.2
8111 pt.	Legal aid societies and similar legal services	(D)	(D)	861	Business associations	20.9	5.1
				864	Civic, social, and fraternal associations	11.3	14.5
				862, 9	Other membership organizations	20.8	14.0
				873, 4 ex.	Research, testing, and consulting services, except facilities support management services	4.3	.1
				8744	Research, development, and testing services	2.6	.1
				874 ex.	Management and public relations services, except facilities support management services	45.7	—
				8744			

¹Includes revenue information obtained from administrative records of other Federal agencies.

²Includes revenue information which was imputed based on historic company ratios or administrative records or on industry averages.

Appendix F. Geographic Notes

HAWAII

Note: Hawaii, which has only one incorporated place (Honolulu), is the only State (or equivalent) included in the economic census for which we recognize census designated places (CDP's) as places. We recognize those that have a population of 2,500 or more.

Aliamanu became a CDP during the 1990 census.

Ewa Villages name was changed from Ewa in January 1990.

Fort Shafter became a CDP during the 1990 census.

Halawa became a CDP during the 1990 census.

Hawaiian Beaches became a CDP during the 1990 census.

Hawaiian Paradise Park became a CDP during the 1990 census.

Honolulu County is coextensive with Honolulu city, which is not recognized for the economic census. In agreement with Hawaiian law, the Census Bureau reports data for the separate communities in Honolulu County that the State of Hawaii has identified; Honolulu CDP and the other communities of 2,500 or more population are recognized for the economic census.

Island of Lanai. See "Maui County."

Island of Molokai. See "Maui County."

Kalaoa became a CDP during the 1990 census.

Kaneohe Station name was changed from Mokapu in January 1990.

Maui County consists of four islands. The State requested that two of the islands, Lanai and Molokai, be recognized as "places" for the economic census. Included on the island of Molokai is the nonfunctioning county of Kalawao.

Pupukea became a CDP during the 1990 census.

Village Park became a CDP during the 1990 census.

Wailua Homesteads became a CDP during the 1990 census.

Waimalu became a CDP during the 1990 census.

Waipio became a CDP during the 1990 census.

Wheeler AFB became a CDP during the 1990 census.

Appendix G.

Establishments in Business Any Time During Year and Establishments in Business at End of Year for the State: 1992 and 1987

Table G-1. **Firms Subject to Federal Income Tax**

[Includes only establishments with payroll. For meaning of abbreviations and symbols, see introductory text. For explanation of terms and comparability of 1987 and 1992 censuses, see appendix A]

SIC code	Kind of business or operation	Establishments in business —			
		Any time during year		At end of year	
		1992	1987	1992	1987
	Total	8 468	7 458	7 833	6 926
70 ex. 704	Hotels, rooming houses, camps, and other lodging places (except membership lodging)	267	237	251	217
	Hotels and motels	256	229	240	209
7011	Hotels	226	196	213	180
7011 pt.	Hotels, 25 guestrooms or more	211	175	202	161
7011 pt.	Hotels, less than 25 guestrooms	15	21	11	19
7011 pt.	Motels, motor hotels, and tourist courts	30	33	27	29
7011 pt.	Motels, tourist courts	29	33	26	29
7011 pt.	Motor hotels	1	—	1	—
702, 3	Other lodging places	11	8	11	8
702	Rooming and boarding houses	10	6	10	6
703	Camps and recreational vehicle parks	1	2	1	2
72	Personal services	746	699	686	633
721	Laundry, cleaning, and garment services	150	118	137	111
7211	Power laundries, family and commercial*	7	7	7	6
7213	Linen supply*	7	8	7	7
7215	Coin-operated laundries and drycleaning	36	35	34	33
7216	Drycleaning plants, except rug cleaning*	37	29	33	28
7217	Carpet and upholstery cleaning	34	21	32	20
7218	Industrial launderers*	2	2	2	2
7212, 9	Other laundry, cleaning, and garment services*	27	16	22	15
722	Photographic studios, portrait	56	44	50	43
723, 4	Beauty and barber shops	405	430	379	387
723	Beauty shops	369	382	344	342
724	Barber shops	36	48	35	45
725	Shoe repair shops and shoeshine parlors	7	12	5	12
726	Funeral service and crematories	26	23	23	23
729	Miscellaneous personal services	102	72	92	57
7291	Tax return preparation services	31	30	26	20
7299	Miscellaneous personal services, n.e.c.	71	42	66	37
73	Business services	1 348	1 056	1 223	976
731	Advertising	78	64	74	55
7311	Advertising agencies	65	52	61	48
7312	Outdoor advertising services	—	—	—	—
7313	Radio, television, publishers' advertising representatives	8	5	8	2
7319	Advertising, n.e.c.	5	7	5	5
732	Consumer credit reporting agencies, mercantile reporting agencies, and adjustment and collection agencies	31	30	29	26
7322	Adjustment and collection services	24	24	23	20
7323	Credit reporting services	7	6	6	6
733	Mailing, reproduction, commercial art and photography, and stenographic services	148	141	140	134
7331	Direct mail advertising services	6	6	6	6
7334	Photocopying and duplicating services	32	22	31	22
7335, 6	Commercial photography, art, and graphics	82	83	77	77
7335	Commercial photography	30	30	28	28
7336	Commercial art and graphic design	52	53	49	49
7338	Secretarial and court reporting services	28	30	26	29
734	Services to dwellings and other buildings	316	255	280	228
7342	Disinfecting and pest control services	59	56	53	56
7349	Building cleaning and maintenance services, n.e.c.	257	199	227	172
735	Miscellaneous equipment rental and leasing	141	91	123	86
7352	Medical equipment rental and leasing	6	3	6	3
7353	Heavy construction equipment rental and leasing	32	22	28	19
7359	Equipment rental and leasing, n.e.c.	103	66	89	64
736	Personnel supply services	99	68	92	63
7361	Employment agencies	41	36	37	33
7363	Help supply services	58	32	55	30

See footnotes at end of table.

Table G-1. Firms Subject to Federal Income Tax — Con.

[Includes only establishments with payroll. For meaning of abbreviations and symbols, see introductory text. For explanation of terms and comparability of 1987 and 1992 censuses, see appendix A.]

SIC code	Kind of business or operation	Establishments in business —			
		Any time during year		At end of year	
		1992	1987	1992	1987
73	Business services — Con.				
737	Computer programming, data processing, and other computer related services -----	165	117	147	113
7371, 2, 3	Computer programming, prepackaged software, and integrated systems -----	79	47	74	46
7371	Computer programming services -----	51	30	48	30
7372	Prepackaged software -----	14	6	14	5
7373	Computer integrated systems -----	14	11	12	11
7374, 5, 6	Data processing services -----	39	36	35	34
7374, 5	Computer processing, information retrieval -----	35	33	31	31
7376	Computer facilities management services -----	4	3	4	3
7377, 8, 9	Computer rental and leasing, maintenance, and related services, n.e.c. -----	47	34	38	33
7377	Computer rental and leasing -----	4	3	4	3
7378	Computer maintenance and repair -----	23	18	18	17
7379	Computer related services, n.e.c. -----	20	13	16	13
738	Miscellaneous business services -----	370	290	338	271
7381, 2	Detective agencies and protective services -----	62	48	57	44
7381	Detective, guard, and armored car services -----	51	39	48	37
7382	Security systems services -----	11	9	9	7
7383	News syndicates -----	6	4	6	4
7384	Photofinishing laboratories* -----	80	57	78	54
7389	Business services, n.e.c. -----	222	181	197	169
7389 pt.	Sign painting shops -----	11	7	9	7
7389 pt.	Interior designing -----	33	20	32	19
7389 pt.	Telephone answering services -----	15	16	13	14
7389 pt.	Other business services -----	163	138	143	129
75	Automotive repair, services, and parking -----	720	653	657	594
751	Automotive rental and leasing, without drivers -----	82	101	77	92
7513	Truck rental and leasing, without drivers -----	11	15	11	13
7514, 5	Passenger car rental and leasing -----	68	86	63	79
7519	Utility trailer and recreational vehicle rental -----	3	—	3	—
752	Automobile parking -----	146	113	128	108
753	Automotive repair shops -----	435	401	407	362
7532	Top, body, and upholstery repair shops and paint shops -----	162	170	152	151
7532 pt.	Top and body repair shops -----	149	147	139	129
7532 pt.	Paint shops -----	13	23	13	22
7538	General automotive repair shops -----	191	149	178	136
7538 pt.	General automotive repair shops, except diesel -----	175	141	164	129
7538 pt.	Diesel repair shops -----	16	8	14	7
7533, 4, 6, 7, 9	Other automotive repair shops -----	82	82	77	75
7533	Automotive exhaust system repair shops -----	9	15	9	15
7534	Tire retreading and repair shops -----	6	7	5	7
7536	Automotive glass replacement shops -----	11	14	11	10
7537	Automotive transmission repair shops -----	15	18	13	16
7539	Automotive repair shops, n.e.c. -----	41	28	39	27
7539 pt.	Radiator repair -----	8	8	7	8
7539 pt.	Brake, front end, and wheel alignment -----	12	12	12	11
7539 pt.	Automotive electrical and fuel system services -----	10	6	9	6
7539 pt.	Other automotive repair shops, n.e.c. -----	11	2	11	2
754	Automotive services, except repair -----	57	38	45	32
7542	Carwashes -----	17	12	13	8
7549	Automotive services, except repair and carwashes -----	40	26	32	24
76	Miscellaneous repair services -----	281	255	267	228
762	Electrical repair shops -----	92	83	87	77
7622	Radio and television repair shops -----	12	14	11	12
7623, 9	Other electrical and electronic repair shops -----	80	69	76	65
7623	Refrigeration and air-conditioning service and repair shops -----	32	22	31	20
7629	Electrical and electronic repair shops, n.e.c. -----	48	47	45	45
763	Watch, clock, and jewelry repair -----	9	9	9	8
764	Reupholstery and furniture repair -----	27	31	26	26
769	Miscellaneous repair and related services -----	153	132	145	117
7692	Welding repair -----	14	12	13	9
7694	Armature rewinding shops -----	5	10	5	10
7699	Repair shops and related services, n.e.c. -----	134	110	127	98
78, 79, 84	Amusement and recreation services, including motion pictures and museums -----	688	532	609	480
781, 2	Motion picture production, distribution, and services -----	50	25	43	24
783	Motion picture theaters -----	34	35	32	31
7832	Motion picture theaters, except drive-in -----	32	33	30	29
7833	Drive-in motion picture theaters -----	2	2	2	2
784	Video tape rental -----	78	78	72	69
792	Theatrical producers (except motion picture), bands, orchestras, and entertainers -----	64	57	58	53
7922	Theatrical producers (except motion picture) and miscellaneous theatrical services -----	24	19	21	18
7929	Bands, orchestras, actors, and other entertainers and entertainment groups -----	40	38	37	35
793	Bowling centers -----	21	19	20	19

See footnotes at end of table.

Table G-1. Firms Subject to Federal Income Tax — Con.

[Includes only establishments with payroll. For meaning of abbreviations and symbols, see introductory text. For explanation of terms and comparability of 1987 and 1992 censuses, see appendix A]

SIC code	Kind of business or operation	Establishments in business —			
		Any time during year		At end of year	
		1992	1987	1992	1987
78, 79, 84	Amusement and recreation services, including motion pictures and museums—Con.				
79 ex. 792, 3, 84	Commercial sports and other amusement and recreation services, including museums	441	318	384	284
794	Commercial sports	9	7	8	6
7941	Professional sports clubs, managers, promoters	9	4	8	4
7948	Racing, including track operation	—	3	—	2
79 ex. 792, 3, 4; 84	Other amusement and recreation services, including museums	432	311	376	278
791	Dance studios, schools, and halls	14	16	10	13
7991	Physical fitness facilities	37	27	31	25
7992	Public golf courses	31	17	30	16
7993	Coin-operated amusement devices	38	38	36	32
7996	Amusement parks	6	4	5	4
7997	Membership sports and recreation clubs	20	20	19	19
7999, 84	Amusement and recreation services, including museums, n.e.c.	286	189	245	169
80	Health services	2 225	1 981	2 110	1 895
801	Offices and clinics of doctors of medicine	1 066	1 029	1 015	971
8011 pt.	Offices of doctors of medicine	1 019	988	971	932
8011 pt.	General medical clinics	47	41	44	39
802	Offices and clinics of dentists	640	580	613	568
803	Offices and clinics of doctors of osteopathy	11	9	11	9
804	Offices and clinics of other health practitioners	354	242	328	230
8041	Offices and clinics of chiropractors	119	89	114	82
8042	Offices and clinics of optometrists	99	76	90	73
8043	Offices and clinics of podiatrists	16	12	16	12
8049	Offices and clinics of health practitioners, n.e.c.	120	65	108	63
805	Nursing and personal care facilities	20	17	20	17
8051	Skilled nursing care facilities	10	8	10	8
8052	Intermediate care facilities	7	8	7	8
8059	Nursing and personal care facilities, n.e.c.	3	1	3	1
806	Hospitals	2	2	2	2
807, 8, 9	Other health services	132	102	121	98
807	Medical and dental laboratories	71	65	66	62
8071	Medical laboratories	33	24	31	22
8072	Dental laboratories	38	41	35	40
808	Home health care services	5	3	4	3
809	Miscellaneous health and allied services, n.e.c.	56	34	51	33
8092	Kidney dialysis centers	—	—	—	—
8093	Specialty outpatient facilities, n.e.c.	36	29	32	29
8099	Health and allied services, n.e.c.	20	5	19	4
81	Legal services	741	721	691	659
823, 4, 9	Selected educational services	93	62	84	59
823	Libraries	1	1	—	1
824	Vocational schools	16	14	15	12
829	Schools and educational services, n.e.c.	76	47	69	46
83	Social services	105	90	94	83
835	Child day care services	42	32	37	28
832, 3, 6, 9	Other social services	63	58	57	55
87 ex. 8733	Engineering, accounting, research, management, and related services (except noncommercial research organizations)	1 204	1 099	1 114	1 035
871	Engineering, architectural, and surveying services	479	409	451	389
8711	Engineering services	262	217	251	208
8712	Architectural services	192	171	176	162
8713	Surveying services	25	21	24	19
872	Accounting, auditing, and bookkeeping services	407	386	374	365
873 ex. 8733	Research, development, and testing services (except noncommercial research organizations)	36	35	36	32
8731	Commercial physical and biological research	12	11	12	10
8732	Commercial economic, sociological, and educational research	11	17	11	15
8734	Testing laboratories	13	7	13	7
874	Management and public relations services	282	269	253	249
8741	Management services	101	90	96	84
8742	Management consulting services	109	118	93	110
8743	Public relations services	19	15	15	13
8744	Facilities support management services	7	3	6	2
8748	Business consulting services, n.e.c.	46	43	43	40
89	Services, n.e.c.	50	73	47	67

Table G-2. Firms Exempt From Federal Income Tax

[Includes only establishments with payroll. For meaning of abbreviations and symbols, see introductory text. For explanation of terms and comparability of 1987 and 1992 censuses, see appendix A]

SIC code	Kind of business or operation	Establishments in business —			
		Any time during year		At end of year	
		1992	1987	1992	1987
	Total	1 032	998	984	969
7032, 704	Camps and membership lodging	1	3	1	3
792, 7991 pt., 7997, 7999 pt., 84	Selected amusement, recreation, and related services	59	54	58	51
792	Theatrical producers (except motion picture), bands, orchestras, and entertainers	13	11	12	10
7991 pt., 7997	Gymnasiums, athletic clubs, and membership sports and recreation clubs	13	14	13	14
7999 pt. 84	Fairs	1	1	1	1
	Museums, art galleries, and botanical and zoological gardens	32	28	32	26
8011 pt.; 8021 pt.; 805, 6, 8, 9	Selected health services	105	91	104	91
8011 pt., 8021 pt.	Clinics of doctors of medicine and dentists	25	26	25	26
805	Nursing and personal care facilities	12	11	11	11
806	Hospitals	27	25	27	25
808, 9	Other health services	41	29	41	29
808	Home health care services	10	4	10	4
809	Miscellaneous health and allied services, n.e.c.	31	25	31	25
8111 pt.	Legal aid societies and similar legal services	16	10	16	10
823, 4, 9	Selected educational services	51	43	46	38
83	Social services	422	320	403	313
835	Child day care services	120	89	114	87
832, 3, 6, 9	Other social services	302	231	289	226
861, 2, 4, 9	Selected membership organizations	343	452	322	439
861	Business associations	72	66	68	62
864	Civic, social, and fraternal associations	194	319	181	311
862, 9	Other membership organizations	77	67	73	66
873, 4 ex. 8744	Research, testing, and consulting services, except facilities support management services	35	25	34	24
873	Research, development, and testing services	27	23	26	22
8731	Commercial physical and biological research	2	2	2	2
8732	Commercial economic, sociological, and educational research	4	4	4	4
8733	Noncommercial research organizations	20	17	19	16
8734	Testing laboratories	1	—	1	—
874 ex. 8744	Management and public relations services, except facilities support management services	8	2	8	2

Publication Program

1992 CENSUS OF SERVICE INDUSTRIES

Publications of the 1992 Census of Service Industries containing data on service industries establishments in the United States are described below. Publication order forms for specific reports may be obtained from any Department of Commerce district office or from Data User Services Division, Customer Services, Bureau of the Census, Washington, DC 20233-8300. The first results were issued in press releases. Final detailed statistics are issued in separate paperbound reports and compact disc-read only memory (CD-ROM).

Final Reports

Geographic area series—52 reports (SC92-A-1 to -52)

A separate paperbound report containing data for establishments with payroll is published for each State, the District of Columbia, and the United States. For establishments of firms subject to Federal income tax, each State report presents general statistics on number of establishments, receipts, payroll, and employment, by varied service classifications, for the State, metropolitan areas (MA's), counties, and places with 350 service establishments or more, by kind of business. Greater kind-of-business detail is shown for larger areas. In addition, for places with 2,500 inhabitants or more and for all counties, statistics are provided on number of establishments and receipts for 10 major kind-of-business groups. For establishments of firms exempt from Federal income tax, each State report presents statistics on number of establishments, revenue, payroll, and employment by varied service classifications, for the State and MA's. Greater kind-of-business detail is shown for larger areas.

The United States Summary report presents data for the United States as a whole for establishments with payroll of firms subject to Federal income tax, as well as those exempt from Federal income tax, for detailed kind-of-business classifications. Statistics on number of establishments and receipts/revenue are also shown for States and MA's by kind of business.

For each State, the District of Columbia, and the United States, 1992 data are provided on receipts/revenue and employees per establishment and on receipts/revenue and payroll per employee. Comparative statistics showing percent changes in receipts/expenses and payroll between 1987 and 1992 also are shown.

Nonemployer statistics series—1 report (SC92-N-1)

This report includes data by kind of business for all establishments, establishments with payroll, and establishments without payroll for the United States and States. Also presented are statistics for establishments without payroll including number of establishments and receipts/revenue by varied service classifications for MA's.

Similar data for counties and places with 2,500 inhabitants or more are available on electronic media only.

Subject series—5 reports (SC92-S-1 to -5)

The *Establishment and Firm Size* report (SC92-S-1) presents data for establishments with payroll, based on size of establishment, size of company or firm, and legal form of organization. Establishment statistics are presented by receipts/revenue size and by employment size; statistics for firms, by receipts/revenue size (including concentration by largest firms), by employment size, and by number of establishments operated (single units and multiunits). Statistics are presented by kind of business on the number of establishments, receipts/revenue, payroll, and employment for the United States.

The *Capital Expenditures, Depreciable Assets, and Operating Expenses* report (SC92-S-2) presents data for firms with payroll for the United States by major kind of business. Operating expenses include annual payroll, supplemental labor costs, purchased services, etc. Receipts data also are provided.

Three other reports (*Hotels, Motels, and Other Lodging Places* (SC92-S-3), *Sources of Receipts or Revenue* (SC92-S-4), and *Miscellaneous Subjects* (SC92-S-5)) present data for the United States as a whole and, where feasible, for States and MA's.

Electronic Media

All data included in the printed reports are available on CD-ROM. The CD-ROM's provide the same information found in the final reports as well as additional information not published in the final reports, such as ZIP Code statistics available from series SC92-Z, and nonemployer data for counties and places from series SC92-N. Electronic media products are available for users who wish to summarize, rearrange, or process large amounts of data. These products, with corresponding technical documentation, are sold by Data User Services Division, Customer Services, Bureau of the Census, Washington, DC 20233-8300.

OTHER ECONOMIC CENSUS REPORTS

Data on retail trade, wholesale trade, financial, insurance, real estate, construction industries, manufactures, mineral industries, transportation, communications, utilities, enterprise statistics, minority-owned business enterprises, and women-owned businesses also are available from the 1992 Economic Census. A separate series of reports covers the census of outlying areas—Puerto Rico, Virgin Islands of the United States, Guam, and the Northern Marianas. Separate announcements describing these reports are available free of charge from Data User Services Division, Customer Services, Bureau of the Census, Washington, DC 20233-8300.