

1992

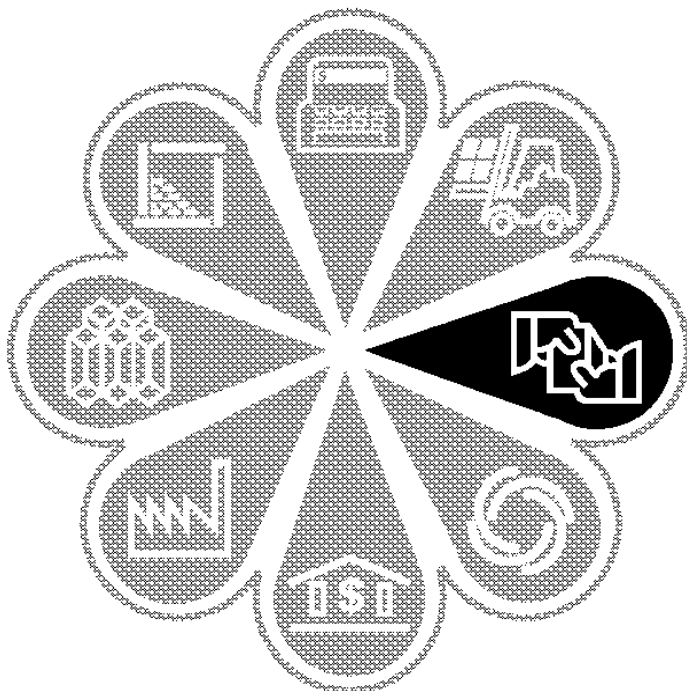
Census of

Service Industries

SC92-A-11

GEOGRAPHIC AREA SERIES

Georgia



1992 Census of Service Industries

SC92-A-11

GEOGRAPHIC AREA SERIES

Georgia

Issued December 1994



U.S. Department of Commerce
Ronald H. Brown, Secretary
David J. Barram, Deputy Secretary
Economics and Statistics Administration
Everett M. Ehrlich, Under Secretary
for Economic Affairs
BUREAU OF THE CENSUS
Martha Farnsworth Riche, Director

Acknowledgments

Many persons participated in the various activities of the 1992 Census of Service Industries. The overall planning and review of the census operations were performed by the Economic Census Staff of the Economic Planning and Coordination Division.

This report was prepared in the Services Division. **Bobby E. Russell**, Assistant Chief for Census Programs, was responsible for the overall planning, management, and coordination of the census of service industries. Planning and implementation were under the direction of **Jack B. Moody**, Chief, Service Census Branch, with primary staff assistance by **Jack R. Drago**, **Barbara S. Tinari**, **Kirk K. Degler**, **Joseph R. Fuller**, **Susan G. Baker**, **Deborah M. Stempowski**, **Brian D. Gregory**, **Theresa L. Steele**, **Chris E. Blackburn**, **Gary R. Rice**, **M. Craig Schadt**, **Arthur B. Stewart**, **Sandra K. Byrd**, and **Evelyn D. Butler**.

Systems and procedures for mailout, receipt, correspondence, data input, industry classification, other clerical processing, administrative record processing, quality control, and the associated electronic computer programs, were developed in the Economic Planning and Coordination Division.

Mailout preparation and receipt operations, clerical and analytical review activities, data keying, and geocoding review were performed by the staff of the Data Preparation Division, **Judith N. Petty**, Acting Chief.

Geographic coding procedures and associated computer programs were developed by the staff of the Geography Division.

The computer processing systems were developed and coordinated in the Economic Statistical Methods and Programming Division, **Charles P. Pautler, Jr.**, Chief. **H. Ray Dennis**, Assistant Chief for Business Programs, was responsible for design and implementation of the computer systems. The computer programs were prepared under the supervision of **William C. Wester**, Chief, Business Census Branch, and **Steven G. McCraith**, Chief, Utilities and Financial Census Branch, assisted by **Jeffrey S. Rosen**, **Barbara L. Lambert**, **Jacqueline R. Sellers**, and **Tsung C. Chu**. Additional programming assistance was provided by **Robert S. Jewett**.

Computer processing was performed in the Computer Services Division, **Marvin D. Raines**, Chief.

The staff of the Administrative and Publications Services Division, **Walter C. Odom**, Chief, performed planning, design, composition, editorial review, and printing planning and procurement for publications and report forms. **Margaret A. Smith** provided publication coordination and editing.

Special acknowledgment is also due the many businesses whose cooperation has contributed to the publication of these data.

If you have any questions concerning the statistics in this report, call 301-457-2689.



**Economics and Statistics
Administration**

Everett M. Ehrlich, Under Secretary
for Economic Affairs



BUREAU OF THE CENSUS

Martha Farnsworth Riche, Director
Harry A. Scarr, Deputy Director

Paula J. Schneider, Principal Associate
Director for Programs

Thomas L. Mesenbourg, Acting Associate
Director for Economic Programs

Thomas L. Mesenbourg, Assistant Director
for Economic Programs

**ECONOMIC PLANNING AND COORDINATION
DIVISION**

John P. Govoni, Chief

SERVICES DIVISION

Carole A. Ambler, Chief

Introduction to the Economic Census

PURPOSES AND USES OF THE ECONOMIC CENSUS

The economic census is the major source of facts about the structure and functioning of the Nation's economy. It provides essential information for government, business, industry, and the general public.

The economic census furnishes an important part of the framework for such composite measures as the gross domestic product, input/output measures, production and price indexes, and other statistical series that measure short-term changes in economic conditions.

Policymaking agencies of the Federal Government use the data, especially in monitoring economic activity and providing assistance to business.

State and local governments use the data to assess business activities and tax bases within their jurisdictions and to develop programs to attract business.

Trade associations study trends in their own and competing industries and keep their members informed of market changes.

Individual businesses use the data to locate potential markets and to analyze their own production and sales performance relative to industry or area averages.

AUTHORITY AND SCOPE

Title 13 of the United States Code (sections 131, 191, and 224) directs the Census Bureau to take the economic census every 5 years, covering years ending in 2 and 7. The 1992 Economic Census consists of the following eight censuses:

- Census of Retail Trade
- Census of Wholesale Trade
- Census of Service Industries
- Census of Financial, Insurance, and Real Estate Industries
- Census of Transportation, Communications, and Utilities
- Census of Manufactures
- Census of Mineral Industries
- Census of Construction Industries

Special programs also cover enterprise statistics and minority-owned and women-owned businesses. (The 1992 Census of Agriculture and 1992 Census of Governments are conducted separately.) The next economic census is scheduled to be taken in 1998 covering the year 1997.

AVAILABILITY OF THE DATA

The results of the economic census are available in printed reports for sale by the U.S. Government Printing Office and on compact discs for sale by the Census Bureau. Order forms for all types of products are available on request from Customer Services, Bureau of the Census, Washington, DC 20233-8300. A more complete description of publications being issued from this census is on the inside back cover of this document.

Census facts are also widely disseminated by trade associations, business journals, and newspapers. Volumes containing census statistics are available in most major public and college libraries. Finally, State data centers in every State as well as business and industry data centers in many States also supply economic census statistics.

WHAT'S NEW IN 1992

The 1992 Economic Census covers more of the economy than any previous census. New for 1992 are data on communications, utilities, financial, insurance, and real estate, as well as coverage of more transportation industries. The economic, agriculture, and governments censuses now collectively cover nearly 98 percent of all economic activity.

Among other changes, new 1992 definitions affect the boundaries of about a third of all metropolitan areas. Also, the Survey of Women-Owned Businesses has now been expanded to include all corporations.

HISTORICAL INFORMATION

The economic census has been taken as an integrated program at 5-year intervals since 1967 and before that for 1963, 1958, and 1954. Prior to that time, the individual subcomponents of the economic census were taken separately at varying intervals.

The economic census traces its beginnings to the 1810 Decennial Census, when questions on manufacturing were included with those for population. Coverage of economic activities was expanded for 1840 and subsequent censuses to include mining and some commercial activities. In 1902, Congress established a permanent Census Bureau and directed that a census of manufactures be taken every 5 years. The 1905 Manufactures Census was the first time a census was taken apart from the regular every-10-year population census.

The first census of business was taken in 1930, covering 1929. Initially it covered retail and wholesale trade and construction industries, but it was broadened in 1933 to include some of the service trades.

The 1954 Economic Census was the first census to be fully integrated—providing comparable census data across economic sectors, using consistent time periods, concepts, definitions, classifications, and reporting units. It was the first census to be taken by mail, using lists of firms provided by the administrative records of other Federal agencies. Since 1963, administrative records also have been used to provide basic statistics for very small firms, reducing or eliminating the need to send them census questionnaires. The Enterprise Statistics Program, which publishes combined data from the economic census, was made possible with the implementation of the integrated census program in 1954.

The range of industries covered in the economic censuses has continued to expand. The census of construction industries began on a regular basis in 1967, and the scope of service industries was broadened in 1967, 1977, and 1987. The census of transportation began in 1963 as a set of surveys covering travel, transportation of commodities, and trucks, but expanded in 1987 to cover business establishments in several transportation industries. For 1992, these statistics are incorporated into a broadened census of transportation, communications, and utilities. Also new for 1992 is the census of financial, insurance, and real estate industries. This is part of a gradual expansion in coverage of industries previously subjected to government regulation.

The Survey of Minority-Owned Business Enterprises was first conducted as a special project in 1969 and was incorporated into the economic census in 1972 along with the Survey of Women-Owned Businesses.

An economic census has also been taken in Puerto Rico since 1909, in the Virgin Islands of the United States and Guam since 1958, and in the Commonwealth of the Northern Mariana Islands since 1982.

Statistical reports from the 1987 and earlier censuses provide historical figures for the study of long-term time series and are available in some large libraries. All of the census data published since 1967 are still available for sale on microfiche from the Census Bureau.

AVAILABILITY OF MORE FREQUENT ECONOMIC DATA

While the census provides complete enumerations every 5 years, there are many needs for more frequent data as well. The Census Bureau conducts a number of monthly, quarterly, and annual surveys, with the results appearing in publication series such as Current Business Reports (retail and wholesale trade and service industries), the Annual Survey of Manufactures, Current Industrial Reports, and the Quarterly Financial Report. Most of these surveys, while providing more frequent observations, yield less kind-of-business and geographic detail than the census. The County Business Patterns program offers annual statistics on the number of establishments, employment, and payroll classified by industry within each county.

SOURCES FOR MORE INFORMATION

More information about the scope, coverage, classification system, data items, and publications for each of the economic censuses and related surveys is published in the *Guide to the 1992 Economic Census and Related Statistics*. More information on the methodology, procedures, and history of the census will be published in the *History of the 1992 Economic Census*. Contact Customer Services for information on availability.

Census of Service Industries

GENERAL

The 1992 Census of Service Industries, part of the 1992 Economic Census, covered service industries as defined in Division I of the *Standard Industrial Classification Manual: 1987*¹ (SIC), except Elementary and Secondary Schools (SIC 821), Colleges, Universities, Professional Schools, and Junior Colleges (SIC 822), Labor Unions and Similar Labor Organizations (SIC 863), Political Organizations (SIC 865), Religious Organizations (SIC 866), and Private Households (SIC 881). The census also excluded governmental establishments classified in the covered industries, except for government-operated hospitals which were included.

Data are presented for establishments in the following classifications:

SIC code	Title
70	Hotels, rooming houses, camps, and other lodging places
72	Personal services
73	Business services
75	Automotive repair, services, and parking
76	Miscellaneous repair services
78	Motion pictures
79	Amusement and recreation services
80	Health services
81	Legal services
823, 4, 9	Selected educational services
83	Social services
84	Museums, art galleries, and botanical and zoological gardens
861, 2, 4, 9	Selected membership organizations
87	Engineering, accounting, research, management, and related services
89	Services, not elsewhere classified

This series of reports presents data for service establishments of firms subject to Federal income tax and (in separate tables) of firms which are exempt from Federal income tax under provisions of the Internal Revenue Code. Only establishments with some payroll during the year are included. For a more detailed explanation, see appendix A.

¹*Standard Industrial Classification Manual: 1987*. For sale by Superintendent of Documents, U.S. Government Printing Office, Washington, DC 20402. Stock No. 041-001-00314-2.

Many of the "kinds of business or operation" included in this report are not thought of as commercial businesses, and the terms (such as "business," "establishment," and "firm") used to describe them may not be descriptive of such services, particularly for not-for-profit and professional services. However, these terms are applied to all "kinds of business or operation" in order to maintain conformity in the measures of the production and delivery of goods and services and in the presentation of data.

The basic tabulations in this report do not include data for establishments which are auxiliary (primary function is providing a service, such as warehousing or bookkeeping) to service establishments within the same organization. Data for auxiliaries are presented in a subsequent report issued as part of the 1992 Enterprise Statistics reports.

For the 1992 Census of Service Industries, large- and medium-size firms, plus all firms known to operate more than one establishment, were sent questionnaires to be completed and returned to the Census Bureau by mail. For most very small firms, including those with no paid employees, data from existing administrative records of other Federal agencies were used instead. These records provided basic information on location, kind of business, receipts, payroll, number of employees, and legal form of organization. In addition, more detailed information for selected kinds of business was obtained on the various questionnaires.

Appendix A gives a more detailed explanation of census coverage and methodology.

CENSUS DISCLOSURE RULES

In accordance with Federal law governing census reports, no data are published that would disclose the operations of an individual establishment or business. However, the number of establishments in a kind-of-business classification is not considered a disclosure, so this information may be released even though other information is withheld.

GEOGRAPHIC AREAS COVERED

This report series presents data for the following areas:

1. The United States as a whole.
2. Each State and the District of Columbia.

3. Each consolidated metropolitan statistical area (CMSA) and primary metropolitan statistical area (PMSA) defined by the Office of Management and Budget (OMB) as of June 30, 1993. A CMSA is an area used to facilitate the presentation and analysis of data for large concentrations of metropolitan populations. It includes two or more contiguous PMSA's which have a population of at least 1,000,000² and which meet specific criteria of urban character and of social and economic integration.
4. Each metropolitan statistical area (MSA) defined by the OMB as of June 30, 1993. An MSA is an integrated economic and social unit with a population nucleus of at least 50,000 inhabitants.² Each MSA consists of one or more counties meeting standards of metropolitan character; in New England, cities and towns rather than counties are the component geographic units.
5. The area within the State outside metropolitan areas (MA's).
6. Each county or county equivalent.³ Counties are the primary divisions of States, except in Louisiana where they are called parishes and in Alaska where they are called boroughs and census areas. Maryland, Missouri, Nevada, and Virginia have one place or more that is independent of any county organization and constitutes primary divisions of their States. These places are treated as counties and as places.
7. Each consolidated city.³ Consolidated cities are consolidated governments which consist of separately incorporated municipalities.
8. Each municipality of 2,500 inhabitants or more incorporated as a city, borough, village, or town.^{2 3}

For the economic census, boroughs and census areas in Alaska and boroughs in New York are not included in this category.
9. Special economic urban areas (SEUA's), which include townships in Michigan, New Jersey, and Pennsylvania, and towns in New York, Wisconsin, and the six New England States with 10,000 inhabitants or more.²

DOLLAR VALUES

All dollar values presented in this report are expressed in current dollars, i.e., 1992 data are expressed in 1992 dollars and 1987 data in 1987 dollars. Consequently, when making comparisons to prior years, users of the data should consider the inflation that has occurred.

RELIABILITY OF DATA

All data compiled in this report originated from either census questionnaires or administrative records of other Federal agencies and, therefore, are not subject to sampling errors. However, the data are subject to nonsampling

²According to the 1990 Census of Population or subsequent special census.

³Those defined as of January 1, 1992.

errors. Nonsampling errors can be attributed to many sources: inability to identify all cases in the actual universe; definition and classification difficulties; differences in the interpretation of questions; errors in recording or coding the data obtained; and other errors of collection, response, coverage, processing, and estimation for missing or misreported data.

The accuracy of these tabulated data is determined by the joint effects of the various nonsampling errors. No direct measurement of these effects has been obtained except for estimation for missing or misreported data; however, precautionary steps were taken in all phases of the collection, processing, and tabulation of the data in an effort to minimize the effects of nonsampling errors.

The Bureau of the Census obtains on computer tape limited information extracted from administrative records of other Federal agencies. This information is used in conjunction with other information available to the Census Bureau to develop estimates for nonemployers, small employers, and other establishments for which responses were not received in time for publication. For an indication of the extent that data included in these reports were obtained from the administrative records of other Federal agencies and from estimation, rather than reports directly from respondents, see appendix E. Also, see appendix A for a more detailed explanation of census coverage and methodology.

SPECIAL TABULATIONS

Special tabulations of data collected in the 1992 Census of Service Industries may be obtained, depending on availability of time and personnel, on diskette, computer tape, or in tabular form. The data will be in summary form and subject to the same rules prohibiting disclosure of confidential information (including name, address, kind of business, or other data for individual business establishments or companies) as are the regular publications.

Special tabulations are prepared on a cost basis. A request for a cost estimate, as well as exact specifications on the type and format of the data to be provided, should be directed to the Chief, Services Division, Bureau of the Census, Washington, DC 20233.

To discuss a special tabulation before submitting specifications, call 1-800-541-8345.

ABBREVIATIONS AND SYMBOLS

The following abbreviations and symbols are used in this publication:

- * See kind-of-business descriptions for SIC 72 and SIC 7384 in appendix A for treatment of plant outlets.
- Represents zero.
- (D) Withheld to avoid disclosing data for individual companies; data are included in broader kind-of-business totals.

(IC)	Independent city.	Symbol	Employment Size
(NA)	Not available.		
(X)	Not applicable.	AA	0–19
CMSA	Consolidated metropolitan statistical area.	BB	20–99
MA	Metropolitan area.	CC	100–249
MSA	Metropolitan statistical area.	EE	250–499
n.e.c.	Not elsewhere classified.	FF	500–999
PMSA	Primary metropolitan statistical area.	GG	1,000–2,499
pt.	Part.	HH	2,500–4,999
r	Revised.	II	5,000–9,999
SIC	Standard Industrial Classification.	JJ	10,000–24,999

The following symbols are used in this publication to show employment size ranges for employment data that have been withheld to avoid disclosing data for individual companies (employment size range codes are provided for the first time in the 1992 Economic Census):

KK	25,000–49,999
LL	50,000–99,999
MM	100,000 or more

Users' Guide for Locating Statistics in This Report by Table Number

Information shown in tables	Table															
	1a	1b	2a	2b	3a	3b	4	5	6	7a	7b	8a	8b	9	10	
GEOGRAPHIC AREAS																
The State	X	X	X	X	X	X	X								X	X
CMSA's and MSA's in the State										X	X					
PMSA's in the State										X	X					
Area of the State not in any CMSA, PMSA, or MSA												X	X			
Counties in the State							X		X							X
Places in the State							X	X						X		
DATA ITEMS																
Establishments	X	X			X	X	X	X	X	X	X	X	X	X		X
Receipts	X				X	X	X	X	X	X	X	X	X	X		X
Revenue		X									X		X			
Expenses						X										
Annual payroll	X	X			X	X	X	X	X	X	X	X	X	X		
First-quarter payroll	X	X					X	X	X	X	X	X	X			
Paid employees for pay period including March 12, 1992	X	X			X	X	X	X	X	X	X	X	X			
1987 to 1992 comparative statistics					X	X										
Receipts per establishment			X													
Revenue per establishment				X												
Expenses per establishment				X												
Receipts per employee			X													
Revenue per employee				X												
Expenses per employee				X												
Annual payroll per employee			X	X												
Employees per establishment			X	X												
Counties ranked by volume of receipts																X
Places ranked by volume of receipts														X		

Users' Guide for Locating Statistics in the 1992 Census of Service Industries Reports

Report and geographic area	Information shown in reports by kind of business or industry category										
	Number of establishments	Receipts/Revenue (\$1,000)	Payroll (\$1,000)	Number of employees	Selected ratios	Receipts/revenue lines	Receipts size and employment size of establishments and firms	Concentration ratios of largest firms	Single units and multi-units	Legal form of organization	Selected topics
GEOGRAPHIC AREA SERIES											
United States	X	X	X	X	X						
State	X	X	X	X	X						
CMSA, PMSA, MSA	X	X	X	X	X						
County	X	X	X	X	X						
Place	X	X	X	X	X						
NONEMPLOYER STATISTICS SERIES											
United States	X	X									
State	X	X									
CMSA, PMSA, MSA	X	X									
County	X	X									
Place	X	X									
ESTABLISHMENT AND FIRM SIZE (INCLUDING LEGAL FORM OF ORGANIZATION)											
United States	X	X	X	X			X	X	X	X	
CAPITAL EXPENDITURES, DEPRECIABLE ASSETS, AND OPERATING EXPENSES											
United States		X	X								X
RECEIPTS/REVENUE LINES											
United States	X	X				X					
State	X	X				X					
CMSA, PMSA, MSA	X	X				X					
HOTELS, MOTELS, AND OTHER LODGING PLACES											
United States	X	X	X	X		X					X
State	X	X	X	X		X					X
CMSA, PMSA, MSA	X	X				X					X

Report and geographic area	Information shown in reports by kind of business or industry category										
	Number of establishments	Receipts/Revenue (\$1,000)	Payroll (\$1,000)	Number of employees	Selected ratios	Receipts/revenue lines	Receipts size and employment size of establishments and firms	Concentration ratios of largest firms	Single units and multi-units	Legal form of organization	Selected topics
ZIP CODES											
United States	X	X	X	X							
State	X	X	X	X							
MISCELLANEOUS SUBJECTS											
United States	X	X	X	X							X
State	X	X									X
CMSA, PMSA, MSA	X	X									X

Contents

Georgia

[Page numbers listed here omit the prefix that appears as part of the number of each page]

	Page
Introduction to the Economic Census	III
Census of Service Industries	V
Users' Guide for Locating Statistics in This Report by Table Number	VIII
Users' Guide for Locating Statistics in the 1992 Census of Service Industries Reports ...	IX
Summary of Findings	2

FIGURES

1. Percent Change in Receipts and Annual Payroll for Establishments of Firms Subject to Federal Income Tax: 1987 to 1992	3
2. Annual Payroll per Employee for Establishments of Firms Subject to Federal Income Tax: 1992 and 1987	4
Maps	5

TABLES

1a. Summary Statistics for Firms Subject to Federal Income Tax for the State: 1992 ..	7
1b. Summary Statistics for Firms Exempt From Federal Income Tax for the State: 1992	11
2a. Selected Ratios for Firms Subject to Federal Income Tax for the State: 1992	12
2b. Selected Ratios for Firms Exempt From Federal Income Tax for the State: 1992 ..	15
3a. Comparative Statistics for Firms Subject to Federal Income Tax for the State: 1992 and 1987	15
3b. Comparative Statistics for Firms Exempt From Federal Income Tax for the State: 1992 and 1987	19
4. Summary Statistics for Firms Subject to Federal Income Tax for Counties and for Places With 2,500 Inhabitants or More: 1992	20
5. Summary Statistics for Firms Subject to Federal Income Tax for Places With 350 Establishments or More: 1992	32
6. Summary Statistics for Firms Subject to Federal Income Tax for Counties With 350 Establishments or More: 1992	55
7a. Summary Statistics for Firms Subject to Federal Income Tax for Metropolitan Areas: 1992	89
7b. Summary Statistics for Firms Exempt From Federal Income Tax for Metropolitan Areas: 1992	106
8a. Summary Statistics for Firms Subject to Federal Income Tax for the Area Outside Metropolitan Areas: 1992	110
8b. Summary Statistics for Firms Exempt From Federal Income Tax for the Area Outside Metropolitan Areas: 1992	114
9. Places With 2,500 Inhabitants or More Ranked by Volume of Receipts of Firms Subject to Federal Income Tax: 1992	115
10. Counties Ranked by Volume of Receipts of Firms Subject to Federal Income Tax: 1992	116

APPENDIXES

A. General Explanation	A-1
B. Sample Report Form and Instructions	B-1
C. Kind-of-Business Titles and Reporting-Form Numbers	C-1
D. Metropolitan Areas	D-1
E. Percent of Receipts/Revenue Based on Administrative Records and Estimation for the State: 1992	E-1
F. Geographic Notes	F-1
G. Establishments in Business Any Time During Year and Establishments in Business at End of Year for the State: 1992 and 1987	G-1

Publication Program

Inside back cover

Summary of Findings

FIRMS SUBJECT TO FEDERAL INCOME TAX

Data from the 1992 Census of Service Industries show that Georgia's 46,880 service industries establishments of firms with payroll that were subject to Federal income tax had receipts totaling \$30.8 billion. The 1992 data represent an increase of 65.2 percent in receipts for the State since 1987.

For establishments with payroll in 1992, receipts of offices and clinics of medical doctors totaled \$4.1 billion, compared with \$2.3 billion in 1987. Other leading service kinds of business in 1992 were computer programming, data processing, and other computer related services with \$3.3 billion in receipts, legal services with \$2.1 billion, and hotels and motels with \$1.5 billion.

There were 501,753 paid employees (full- and part-time) working in service industries in the State as of mid-March 1992, compared with 414,969 employees in 1987. Large employers included help supply services with 54,027 employees, offices and clinics of doctors of medicine with 37,318 employees, and hotels and motels with 36,596 employees.

ORGANIZATIONS EXEMPT FROM FEDERAL INCOME TAX

Data for the census show that Georgia's 3,821 service industries establishments of firms and other organizations with payroll that were exempt from Federal income tax had revenue totaling \$9.1 billion and expenses of \$8.6 billion in 1992. The 1992 data represent an increase of 75.3 percent in expenses since 1987.

For establishments with payroll in 1992, revenue of hospitals totaled \$6.7 billion, compared with \$3.9 billion in 1987. Other leading classifications in 1992 were business associations with revenue of \$238.1 million, and civic, social, and fraternal associations with \$204.7 million.

There were 163,242 paid employees (full- and part-time) as of mid-March 1992, compared with 129,945 employees in 1987. Hospitals had 114,970 employees; civic, social, and fraternal associations, 6,086 employees; and individual and family social services, 4,730 employees.

Figure 1. **Percent Change in Receipts and Annual Payroll for Establishments of Firms Subject to Federal Income Tax: 1987 to 1992**

(Includes only establishments with payroll. For meaning of abbreviations and symbols, see introductory text)

Receipts 
Payroll 

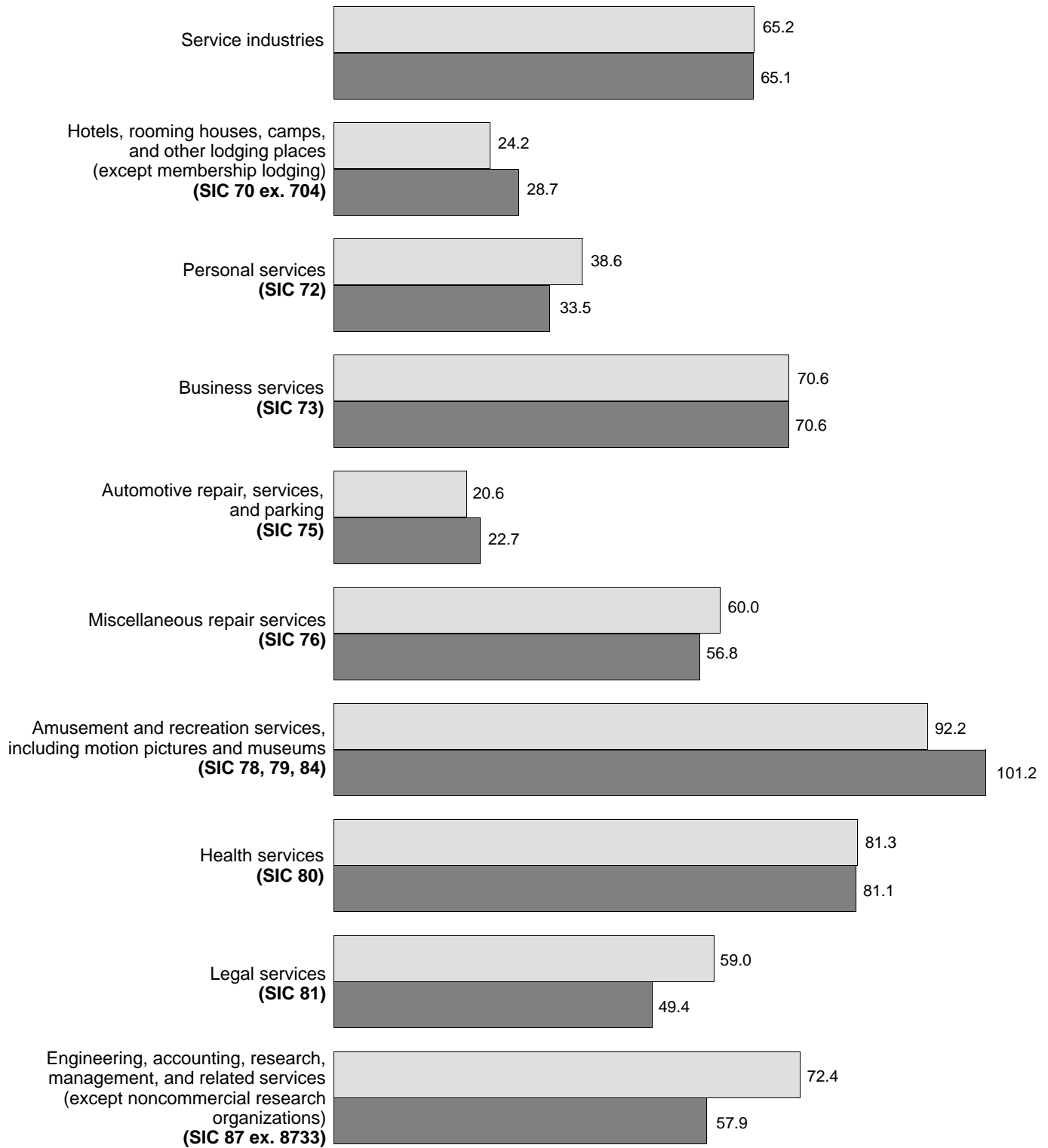



Figure 2. **Annual Payroll per Employee for Establishments of Firms Subject to Federal Income Tax: 1992 and 1987**

(In dollars. For meaning of abbreviations and symbols, see introductory text)

1992 
1987 

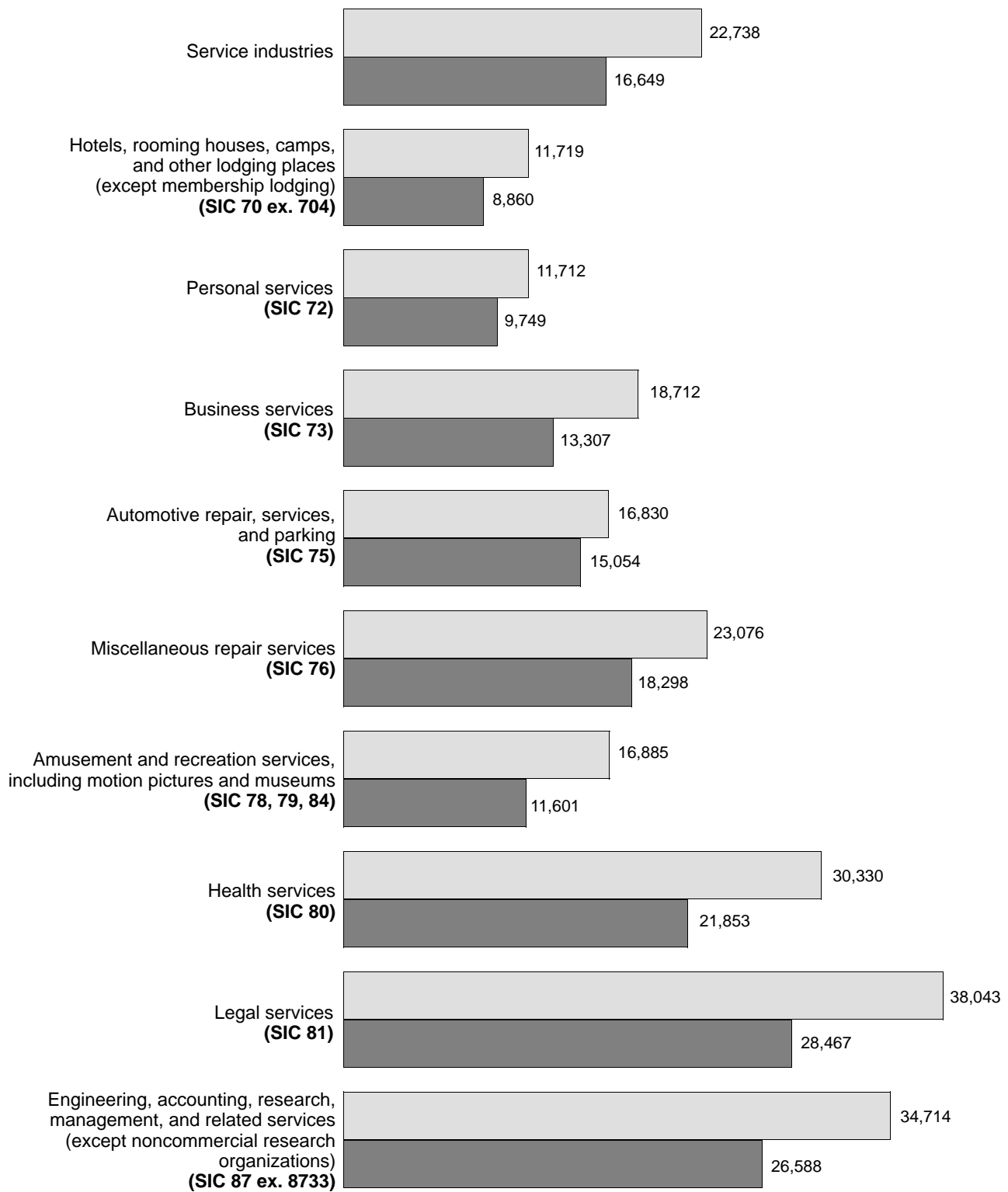




Table 1a. Summary Statistics for Firms Subject to Federal Income Tax for the State: 1992

[Includes only establishments with payroll. For meaning of abbreviations and symbols, see introductory text. For explanation of terms and comparability of 1987 and 1992 censuses, see appendix A]

SIC code	Kind of business or operation	Establishments (number)	Receipts (\$1,000)	Annual payroll (\$1,000)	First-quarter payroll (\$1,000)	Paid employees for pay period including March 12 (number)
	Total	46 880	30 802 394	11 408 737	2 569 322	501 753
70 ex. 704	Hotels, rooming houses, camps, and other lodging places (except membership lodging)	1 173	1 534 094	432 726	105 301	36 924
	Hotels and motels	1 097	1 515 556	428 821	104 426	36 596
7011	Hotels	474	1 204 057	354 363	87 567	28 400
7011 pt.	Hotels, 25 guestrooms or more	404	1 193 254	351 720	86 828	28 101
7011 pt.	Hotels, less than 25 guestrooms	70	10 803	2 643	739	299
7011 pt.	Motels, motor hotels, and tourist courts	623	311 499	74 458	16 859	8 196
7011 pt.	Motels, tourist courts	540	235 048	55 246	11 968	6 309
7011 pt.	Motor hotels	83	76 451	19 212	4 891	1 887
702, 3	Other lodging places	76	18 538	3 905	875	328
702	Rooming and boarding houses	21	2 745	695	171	105
703	Camps and recreational vehicle parks	55	15 793	3 210	704	223
7032	Sporting and recreational camps	20	8 366	1 713	379	102
7033	Recreational vehicle parks and campsites	35	7 427	1 497	325	121
72	Personal services	4 915	1 078 352	360 099	87 341	30 747
721	Laundry, cleaning, and garment services	1 697	465 080	154 864	37 160	12 558
7211	Power laundries, family and commercial*	48	13 260	4 954	1 206	431
7213	Linen supply*	43	59 026	22 043	5 202	1 257
7215	Coin-operated laundries and drycleaning	326	43 106	8 821	2 104	984
7215 pt.	Coin-operated laundries and drycleaning stores	312	30 012	6 866	1 670	875
7215 pt.	Coin-operated laundry routes	14	13 094	1 955	434	109
7216	Drycleaning plants, except rug cleaning*	807	161 054	58 359	13 567	5 624
7217	Carpet and upholstery cleaning	193	46 526	12 740	3 140	1 172
7218	Industrial laundries*	40	110 419	37 637	9 447	2 011
7212, 9	Other laundry, cleaning, and garment services*	240	31 689	10 310	2 494	1 079
7212	Garment pressing, and agents for laundries and drycleaners	127	15 935	4 256	1 069	478
7219	Laundry and garment services, n.e.c.*	113	15 754	6 054	1 425	601
722	Photographic studios, portrait	306	83 887	22 039	4 413	1 447
723, 4	Beauty and barber shops	1 846	223 579	97 481	23 352	8 216
723	Beauty shops	1 746	214 713	93 326	22 399	7 917
724	Barber shops	100	8 866	4 155	953	299
725	Shoe repair shops and shoeshine parlors	86	7 603	1 703	405	148
726	Funeral service and crematories	413	176 685	45 355	10 606	2 536
729	Miscellaneous personal services	567	121 518	38 657	11 405	5 842
7291	Tax return preparation services	239	34 545	14 758	5 945	3 518
7299	Miscellaneous personal services, n.e.c.	328	86 973	23 899	5 460	2 324
7299 pt.	Massage parlors, tanning salons, and saunas	94	6 926	1 708	385	341
7299 pt.	Other personal services	234	80 047	22 191	5 075	1 983
7299 pt.	Diet and weight reducing services	82	33 139	7 935	1 876	900
7299 pt.	Formal wear rental	42	9 160	2 335	496	214
7299 pt.	Other personal services, n.e.c.	110	37 748	11 921	2 703	869
73	Business services	8 864	7 863 915	2 969 532	692 605	158 696
731	Advertising	546	430 011	151 030	35 444	5 740
7311	Advertising agencies	371	274 718	105 856	25 139	2 826
7312	Outdoor advertising services	55	65 013	13 028	3 163	515
7313	Radio, television, publishers' advertising representatives	66	45 011	15 780	3 721	394
7313 pt.	Radio, television advertising representatives	31	29 561	10 629	2 525	259
7313 pt.	Publishers' advertising representatives	35	15 450	5 151	1 196	135
7319	Advertising, n.e.c.	54	45 269	16 366	3 421	2 005
732	Consumer credit reporting agencies, mercantile reporting agencies, and adjustment and collection agencies	285	315 800	91 460	21 199	4 115
7322	Adjustment and collection services	230	158 974	65 935	14 812	3 038
7323	Credit reporting services	55	156 826	25 525	6 387	1 077
733	Mailing, reproduction, commercial art and photography, and stenographic services	817	404 655	123 604	28 703	5 338
7331	Direct mail advertising services	102	123 582	29 558	6 842	1 239
7331 pt.	Mailing list compilers, brokers, and managers	21	26 191	5 042	1 128	219
7334	Direct mail advertising services, except mailing list services	81	97 391	24 516	5 714	1 020
7334 pt.	Photocopying and duplicating services	107	87 657	30 577	6 983	1 616
7334 pt.	Blueprinting and photocopying services	99	85 684	30 225	6 902	1 596
7334 pt.	Duplicating services, except printing and photocopying	8	1 973	352	81	20
7335, 6	Commercial photography, art, and graphics	432	147 024	43 303	9 769	1 576
7335	Commercial photography	109	43 929	10 905	2 422	412
7336	Commercial art and graphic design	323	103 095	32 398	7 347	1 164
7336 pt.	Commercial art	59	8 878	3 009	662	108
7336 pt.	Graphic arts and related design	264	94 217	29 389	6 685	1 056
7338	Secretarial and court reporting services	176	46 392	20 166	5 109	907
734	Services to dwellings and other buildings	1 506	528 905	235 819	54 019	22 144
7342	Disinfecting and pest control services	432	173 544	69 447	15 706	3 397
7349	Building cleaning and maintenance services, n.e.c.	1 074	355 361	166 372	38 313	18 747
735	Miscellaneous equipment rental and leasing	750	529 946	124 406	29 047	5 478
7352	Medical equipment rental and leasing	94	62 925	17 087	3 991	719
7353	Heavy construction equipment rental and leasing	98	83 673	21 971	4 859	887
7353 pt.	Rental and leasing of heavy construction equipment without operators	70	52 697	11 902	2 781	476
7353 pt.	Rental and leasing of heavy construction equipment with operators	28	30 976	10 069	2 078	411
7359	Equipment rental and leasing, n.e.c.	558	383 348	85 348	20 197	3 872
7359 pt.	Equipment rental	504	326 116	69 969	16 843	3 349
7359 pt.	Rent-to-own	157	60 983	13 070	3 255	684
7359 pt.	Equipment rental, except rent-to-own	347	265 133	56 899	13 588	2 665
7359 pt.	Equipment leasing, except finance leasing	54	57 232	15 379	3 354	523

Table 1a. Summary Statistics for Firms Subject to Federal Income Tax for the State: 1992—Con.

[Includes only establishments with payroll. For meaning of abbreviations and symbols, see introductory text. For explanation of terms and comparability of 1987 and 1992 censuses, see appendix A]

SIC code	Kind of business or operation	Establishments (number)	Receipts (\$1,000)	Annual payroll (\$1,000)	First-quarter payroll (\$1,000)	Paid employees for pay period including March 12 (number)
73	Business services—Con.					
736	Personnel supply services -----	1 077	1 081 806	695 258	147 004	59 611
7361	Employment agencies -----	409	161 691	81 381	18 245	5 584
7363	Help supply services -----	668	920 115	613 877	128 759	54 027
7363 pt.	Temporary help supply -----	594	757 771	489 590	105 982	47 413
7363 pt.	Help supply, except temporary -----	74	162 344	124 287	22 777	6 614
7363 pt.	Employee leasing -----	49	80 323	64 484	11 614	2 680
7363 pt.	Other help supply services -----	25	82 021	59 803	11 163	3 934
737	Computer programming, data processing, and other computer related services -----	1 840	3 267 476	1 111 914	273 024	28 780
7371, 2, 3	Computer programming, prepackaged software, and integrated systems -----	1 179	1 878 671	678 336	161 230	15 003
7371	Computer programming services -----	754	669 280	303 383	73 328	6 656
7372	Prepackaged software -----	257	666 822	246 476	58 414	5 218
7373	Computer integrated systems -----	168	542 569	128 477	29 488	3 129
7374, 5, 6	Data processing services -----	222	971 211	297 569	79 889	10 267
7374, 5	Computer processing, information retrieval -----	208	958 275	291 890	78 322	10 088
7374	Computer processing and data preparation and processing services -----	185	779 481	236 099	64 314	8 419
7375	Information retrieval services -----	23	178 794	55 791	14 008	1 669
7376	Computer facilities management services -----	14	12 936	5 679	1 567	179
7377, 8, 9	Computer rental and leasing, maintenance, and related services, n.e.c. -----	439	417 594	136 009	31 905	3 510
7377	Computer rental and leasing -----	28	93 732	23 148	4 527	560
7378	Computer maintenance and repair -----	141	183 722	53 342	13 148	1 455
7379	Computer related services, n.e.c. -----	270	140 140	59 519	14 230	1 495
7379 pt.	Computer consultants -----	215	91 977	38 483	8 954	995
7379 pt.	Miscellaneous computer services, n.e.c. -----	55	48 163	21 036	5 276	500
738	Miscellaneous business services -----	2 043	1 305 316	436 041	104 165	27 490
7381, 2	Detective agencies and protective services -----	393	319 816	180 008	44 388	14 616
7381	Detective, guard, and armored car services -----	299	227 739	148 177	35 910	13 240
7381 pt.	Detective agencies and guard services -----	275	203 814	136 571	32 971	12 566
7381 pt.	Armored car services -----	24	23 925	11 606	2 939	674
7382	Security systems services -----	94	92 077	31 831	8 478	1 376
7383	News syndicates -----	9	10 813	3 351	848	104
7384	Photofinishing laboratories* -----	208	97 913	27 900	6 614	1 587
7384 pt.	Photofinishing laboratories, except "one-hour" (mini) labs* -----	111	81 537	23 593	5 612	1 205
7384 pt.	One-hour (mini) photofinishing* -----	97	16 376	4 307	1 002	382
7389	Business services, n.e.c. -----	1 433	876 774	224 782	52 315	11 183
7389 pt.	Sign painting shops -----	78	19 506	5 693	1 086	271
7389 pt.	Interior designing -----	219	95 842	25 736	5 965	798
7389 pt.	Telephone answering services -----	84	21 820	8 982	2 348	793
7389 pt.	Other business services -----	1 052	739 606	184 371	42 916	9 321
7389 pt.	Water softening and conditioning services -----	18	(D)	(D)	(D)	CC
7389 pt.	Packaging and labeling services -----	45	52 547	16 879	3 638	1 113
7389 pt.	Trading stamp services -----	4	(D)	(D)	(D)	BB
7389 pt.	Miscellaneous business services -----	985	672 934	163 709	38 549	8 074
7389 pt.	Convention and trade show services -----	89	100 281	35 390	8 837	1 260
7389 pt.	Private mail centers -----	65	17 127	2 335	547	177
7389 pt.	Miscellaneous business services, n.e.c. -----	831	555 526	125 984	29 165	6 637
75	Automotive repair, services, and parking -----	4 380	1 775 605	388 460	92 978	23 082
751	Automotive rental and leasing, without drivers -----	305	581 629	76 206	17 819	4 248
7513	Truck rental and leasing, without drivers -----	143	268 885	33 015	7 981	1 455
7513 pt.	Truck rental, without drivers -----	68	189 181	19 552	4 665	885
7513 pt.	Truck leasing, except finance leasing -----	75	79 704	13 463	3 316	570
7514, 5	Passenger car rental and leasing -----	149	306 766	42 221	9 707	2 759
7514	Passenger car rental -----	129	270 682	38 005	8 465	2 654
7515	Passenger car leasing -----	20	36 084	4 216	1 242	105
7519	Utility trailer and recreational vehicle rental -----	13	5 978	970	131	34
752	Automobile parking -----	282	103 541	14 563	3 564	1 304
7521 pt.	Parking lots -----	193	24 953	4 140	986	466
7521 pt.	Parking structures -----	89	78 588	10 423	2 578	838
753	Automotive repair shops -----	3 234	953 622	254 434	60 797	13 068
7532	Top, body, and upholstery repair shops and paint shops -----	821	275 277	78 979	19 485	3 969
7532 pt.	Top and body repair shops -----	734	247 967	70 195	17 498	3 513
7532 pt.	Paint shops -----	87	27 310	8 784	1 987	456
7538	General automotive repair shops -----	1 629	436 583	114 219	26 778	5 862
7538 pt.	General automotive repair shops, except diesel -----	1 459	377 174	97 319	22 697	5 034
7538 pt.	Diesel repair shops -----	170	59 409	16 900	4 081	828
7533, 4, 6, 7, 9	Other automotive repair shops -----	784	241 762	61 236	14 534	3 237
7533	Automotive exhaust system repair shops -----	110	34 298	7 685	1 753	432
7534	Tire retreading and repair shops -----	68	40 406	7 854	1 820	433
7536	Automotive glass replacement shops -----	92	30 205	7 792	1 779	385
7537	Automotive transmission repair shops -----	200	52 525	14 618	3 607	737
7539	Automotive repair shops, n.e.c. -----	314	84 328	23 287	5 575	1 250
7539 pt.	Radiator repair -----	57	11 415	2 857	670	179
7539 pt.	Brake, front end, and wheel alignment -----	108	30 578	8 630	2 157	435
7539 pt.	Automotive electrical and fuel system services -----	119	32 820	8 521	2 220	522
7539 pt.	Carburetor repair shops -----	62	20 660	5 289	1 468	323
7539 pt.	Automotive electrical repair shops -----	57	12 160	3 232	752	199
7539 pt.	Other automotive repair shops, n.e.c. -----	30	9 515	3 279	528	114
754	Automotive services, except repair -----	559	136 813	43 257	10 798	4 462
7542	Carwashes -----	281	56 163	19 788	4 715	2 684
7549	Automotive services, except repair and carwashes -----	278	80 650	23 469	6 083	1 778
7549 pt.	Lubrication shops -----	131	42 287	11 316	2 690	965
7549 pt.	Other automotive services -----	147	38 363	12 153	3 393	813
7549 pt.	Towing services -----	112	30 749	9 661	2 399	581
7549 pt.	Other automotive services, n.e.c. -----	35	7 614	2 492	994	232

Table 1a. Summary Statistics for Firms Subject to Federal Income Tax for the State: 1992—Con.

[Includes only establishments with payroll. For meaning of abbreviations and symbols, see introductory text. For explanation of terms and comparability of 1987 and 1992 censuses, see appendix A]

SIC code	Kind of business or operation	Establishments (number)	Receipts (\$1,000)	Annual payroll (\$1,000)	First-quarter payroll (\$1,000)	Paid employees for pay period including March 12 (number)
76	Miscellaneous repair services	1 927	837 414	270 270	63 569	11 712
762	Electrical repair shops	562	351 253	129 097	30 233	5 105
7622	Radio and television repair shops	143	37 867	15 353	3 629	703
7623, 9	Other electrical and electronic repair shops	419	313 386	113 744	26 604	4 402
7623	Refrigeration and air-conditioning service and repair shops	105	81 368	22 307	5 133	948
7629	Electrical and electronic repair shops, n.e.c.	314	232 018	91 437	21 471	3 454
763	Watch, clock, and jewelry repair	51	11 007	3 886	933	203
764	Reupholstery and furniture repair	196	29 172	9 442	2 288	637
769	Miscellaneous repair and related services	1 118	445 982	127 845	30 115	5 767
7692	Welding repair	119	28 579	7 973	1 925	459
7694	Armature rewinding shops	84	106 469	30 644	7 285	1 154
7699	Repair shops and related services, n.e.c.	915	310 934	89 228	20 905	4 154
7699 pt.	Farm machinery and equipment repair	40	9 395	2 002	516	135
7699 pt.	Lawnmower and other small gasoline engine repair	84	15 762	3 024	647	212
7699 pt.	Sewer and septic tank cleaning services	43	19 745	6 490	1 532	300
7699 pt.	Other repair and related services, n.e.c.	748	266 032	77 712	18 210	3 507
78, 79, 84	Amusement and recreation services, including motion pictures and museums	2 360	1 628 216	403 601	80 545	23 903
781, 2	Motion picture production, distribution, and services	200	617 330	61 640	14 316	2 915
7812 pt.	Motion picture production, except for television	82	56 179	10 825	2 513	350
7812 pt.	Motion picture and tape production for television	36	(D)	(D)	(D)	CC
7819	Services allied to motion picture production	51	73 653	30 202	7 048	1 991
7822 pt.	Motion picture film and tape distributors	25	413 504	9 782	2 423	308
7822 pt.	Motion picture film exchanges	17	312 186	5 875	1 451	178
7822 pt.	Video tape wholesalers	8	101 318	3 907	972	130
7822 pt.	Film and tape distribution for television	5	(D)	(D)	(D)	CC
7829	Services allied to motion picture distribution	1	(D)	(D)	(D)	BB
783	Motion picture theaters	154	130 779	16 814	3 864	2 278
7832	Motion picture theaters, except drive-in	149	129 145	16 428	3 790	2 236
7833	Drive-in motion picture theaters	5	1 634	386	74	42
784	Video tape rental	546	140 777	24 456	6 086	3 198
792	Theatrical producers (except motion picture), bands, orchestras, and entertainers	121	63 544	19 103	7 341	516
7922	Theatrical producers (except motion picture) and miscellaneous theatrical services	67	33 108	6 339	1 456	323
7922 pt.	Producers of live theatrical productions	14	5 363	900	183	101
7922 pt.	Producers of radio and television shows, except tape producers	6	5 037	1 871	500	43
7922 pt.	Artists' and entertainers' managers or agents, concert bureaus, booking agents	28	9 300	2 201	489	95
7922 pt.	Other theatrical services	19	13 408	1 367	284	84
7929	Bands, orchestras, actors, and other entertainers and entertainment groups	54	30 436	12 764	5 885	193
7929 pt.	Dance groups and artists	2	(D)	(D)	(D)	AA
7929 pt.	Symphony orchestras, opera companies, and chamber music organizations	—	—	—	—	—
7929 pt.	Other music and entertainment presentations	52	(D)	(D)	(D)	CC
7929 pt.	Other music groups and artists	27	22 349	10 924	5 689	112
7929 pt.	Other entertainers and entertainment groups	25	(D)	(D)	(D)	BB
793	Bowling centers	69	44 556	12 499	3 191	1 350
79 ex. 792, 3, 84	Commercial sports and other amusement and recreation services, including museums	1 270	631 230	269 089	45 747	13 646
794	Commercial sports	52	137 312	132 212	15 930	1 491
7941	Professional sports clubs, managers, promoters	26	110 923	126 971	14 955	1 282
7941 pt.	Baseball clubs	4	(D)	(D)	(D)	EE
7941 pt.	Football clubs	1	(D)	(D)	(D)	BB
7941 pt.	Other professional sports clubs	2	(D)	(D)	(D)	CC
7941 pt.	Managers and promoters	19	(D)	(D)	(D)	FF
7948	Racing, including track operation	26	26 389	5 241	975	209
7948 pt.	Auto racetrack operation	9	16 291	1 425	336	113
7948 pt.	Horse racetrack operation	—	—	—	—	—
7948 pt.	Dog racetrack operation	—	—	—	—	—
7948 pt.	Racing stables and racing, n.e.c.	17	10 098	3 816	639	96
79 ex. 792, 3, 4, 84	Other amusement and recreation services, including museums	1 218	493 918	136 877	29 817	12 155
791	Dance studios, schools, and halls	128	14 354	3 913	1 081	631
7991	Physical fitness facilities	226	82 177	23 242	5 726	3 099
7991 pt.	Physical fitness centers, except gymnasiums and athletic clubs	196	67 344	18 768	4 651	2 464
7991 pt.	Gymnasiums and athletic clubs	30	14 833	4 474	1 075	635
7992	Public golf courses	80	42 691	11 385	2 459	927
7993	Coin-operated amusement devices	129	40 863	8 043	1 817	637
7996	Amusement parks	16	80 772	21 774	3 604	1 028
7997	Membership sports and recreation clubs	174	117 017	42 223	9 575	3 387
7999, 84	Amusement and recreation services, including museums, n.e.c.	465	116 044	26 297	5 555	2 446
7999 pt.	Concession operators of amusement devices and rides	12	3 263	588	86	47
7999 pt.	Carnivals, circuses, and fairs	15	7 830	1 133	209	113
7999 pt.	Carnivals and circuses	8	7 058	1 060	190	103
7999 pt.	Fairs	7	772	73	19	10
7999 pt., 84	Other recreation and amusements, including museums	438	104 951	24 576	5 260	2 286
84	Museums, art galleries, and botanical and zoological gardens	6	1 924	450	80	29
841	Museums and art galleries	4	(D)	(D)	(D)	AA
842	Arboreta and botanical or zoological gardens	2	(D)	(D)	(D)	BB
7999 pt.	Roller skating rinks	71	13 028	3 453	872	538
7999 pt.	Ice skating rinks	2	(D)	(D)	(D)	AA
7999 pt.	Other amusement and recreation services, n.e.c.	359	(D)	(D)	(D)	GG

Table 1a. Summary Statistics for Firms Subject to Federal Income Tax for the State: 1992—Con.

[Includes only establishments with payroll. For meaning of abbreviations and symbols, see introductory text. For explanation of terms and comparability of 1987 and 1992 censuses, see appendix A]

SIC code	Kind of business or operation	Establishments (number)	Receipts (\$1,000)	Annual payroll (\$1,000)	First-quarter payroll (\$1,000)	Paid employees for pay period including March 12 (number)
80	Health services	11 089	8 625 370	3 670 071	781 362	121 006
801	Offices and clinics of doctors of medicine	5 214	4 096 050	2 034 038	407 050	37 318
8011 pt.	Offices of doctors of medicine	5 099	3 930 297	1 975 810	393 159	35 033
8011 pt.	General medical clinics	115	165 753	58 228	13 891	2 285
802	Offices and clinics of dentists	2 346	844 777	329 035	71 116	12 789
8021 pt.	Offices of dentists	2 335	825 745	318 073	69 590	12 479
8021 pt.	Dental clinics	11	19 032	10 962	1 526	310
803	Offices and clinics of doctors of osteopathy	124	42 184	18 258	3 539	549
8031 pt.	Offices of osteopathic physicians	124	42 184	18 258	3 539	549
8031 pt.	Osteopathic clinics	-	-	-	-	-
804	Offices and clinics of other health practitioners	1 816	465 987	159 839	34 649	6 765
8041	Offices and clinics of chiropractors	760	154 081	45 004	10 396	2 334
8042	Offices and clinics of optometrists	373	102 345	31 969	7 227	1 472
8043	Offices and clinics of podiatrists	139	47 600	18 570	3 263	573
8049	Offices and clinics of health practitioners, n.e.c.	544	161 961	64 296	13 763	2 386
805	Nursing and personal care facilities	379	709 483	332 211	78 091	28 490
8051	Skilled nursing care facilities	296	649 798	305 447	71 977	26 198
8052	Intermediate care facilities	24	25 031	11 807	2 858	948
8059	Nursing and personal care facilities, n.e.c.	59	34 654	14 957	3 256	1 344
806	Hospitals	58	1 348 157	385 680	94 594	17 260
8062	General medical and surgical hospitals	36	1 107 715	313 454	76 199	14 056
8063, 9	Specialty hospitals	22	240 442	72 226	18 395	3 204
8063	Psychiatric hospitals	16	191 366	55 584	14 423	2 536
8069	Specialty hospitals, except psychiatric	6	49 076	16 642	3 972	668
807, 8, 9	Other health services	1 152	1 118 732	411 010	92 323	17 835
807	Medical and dental laboratories	417	357 774	118 894	27 613	4 330
8071	Medical laboratories	204	291 822	88 451	20 017	2 924
8072	Dental laboratories	213	65 952	30 443	7 596	1 406
808	Home health care services	359	455 758	196 429	43 207	9 797
809	Miscellaneous health and allied services, n.e.c.	376	305 200	95 687	21 503	3 708
8092	Kidney dialysis centers	60	82 707	18 036	4 206	813
8093	Specialty outpatient facilities, n.e.c.	198	159 265	55 230	12 478	2 106
8099	Health and allied services, n.e.c.	118	63 228	22 421	4 819	789
81	Legal services	3 758	2 141 496	741 606	161 091	19 494
823, 4, 9	Selected educational services	353	166 112	52 218	12 606	2 701
823	Libraries	5	170	59	24	17
824	Vocational schools	120	95 560	29 166	7 058	1 360
8243	Data processing schools	46	20 069	7 481	1 775	264
8244	Business and secretarial schools	25	15 537	5 864	1 510	384
8249	Vocational schools, n.e.c.	49	59 954	15 821	3 773	712
829	Schools and educational services, n.e.c.	228	70 382	22 993	5 524	1 324
83	Social services	1 822	383 269	162 978	37 988	17 030
835	Child day care services	1 338	238 528	106 706	25 314	13 193
832, 3, 6, 9	Other social services	484	144 741	56 272	12 674	3 837
832	Individual and family social services	173	30 854	11 493	2 430	723
833	Job training and vocational rehabilitation services	92	61 026	27 907	6 272	1 284
836	Residential care	179	42 330	14 376	3 398	1 708
839	Social services, n.e.c.	40	10 531	2 496	574	122
87 ex. 8733	Engineering, accounting, research, management, and related services (except noncommercial research organizations)	5 952	4 605 264	1 888 211	439 343	54 394
871	Engineering, architectural, and surveying services	1 677	1 603 793	755 698	178 712	19 350
8711	Engineering services	930	1 239 325	602 174	145 615	14 729
8712	Architectural services	440	281 891	112 678	24 723	2 927
8713	Surveying services	307	82 577	40 846	8 374	1 694
872	Accounting, auditing, and bookkeeping services	2 063	860 096	358 806	82 934	12 454
873 ex. 8733	Research, development, and testing services (except noncommercial research organizations)	261	208 215	77 524	17 560	3 854
8731	Commercial physical and biological research	49	38 604	16 695	3 714	426
8731 pt.	Commercial physical research	33	26 594	12 465	2 904	306
8731 pt.	Commercial medical and biological research	16	12 010	4 230	810	120
8732	Commercial economic, sociological, and educational research	119	98 857	32 246	7 402	2 278
8734	Testing laboratories	93	70 754	28 583	6 444	1 150
874	Management and public relations services	1 951	1 933 160	696 183	160 137	18 736
8741	Management services	494	802 151	248 322	58 368	8 303
8742	Management consulting services	994	862 985	333 401	76 000	6 777
8743	Public relations services	100	39 755	14 421	3 408	423
8744	Facilities support management services	26	115 380	60 589	14 073	2 034
8748	Business consulting services, n.e.c.	337	112 889	39 450	8 288	1 199
89	Services, n.e.c.	287	163 287	68 965	14 593	2 064
8999 pt.	Scientific and related consulting services, except environmental	62	73 746	39 765	8 475	1 038
8999 pt.	Other services	225	89 541	29 200	6 118	1 026
8999 pt.	Environmental consulting	78	51 380	17 434	3 797	496
8999 pt.	Authors, composers, and other arts-related services	46	10 500	4 264	880	128
8999 pt.	Other services, n.e.c.	101	27 661	7 502	1 441	402

Table 1b. Summary Statistics for Firms Exempt From Federal Income Tax for the State: 1992

[Includes only establishments with payroll. For meaning of abbreviations and symbols, see introductory text. For explanation of terms and comparability of 1987 and 1992 censuses, see appendix A]

SIC code	Kind of business or operation	Establishments (number)	Revenue (\$1,000)	Annual payroll (\$1,000)	First-quarter payroll (\$1,000)	Paid employees for pay period including March 12 (number)
	Total	3 821	9 122 273	3 705 906	896 666	163 242
7032, 704	Camps and membership lodging	54	12 264	2 752	674	290
7032	Sporting and recreational camps	15	3 430	1 036	220	86
704	Organization hotels and lodging houses, on membership basis	39	8 834	1 716	454	204
792, 7991 pt., 7997, 7999 pt., 84	Selected amusement, recreation, and related services	313	264 208	100 108	22 332	6 380
792	Theatrical producers (except motion picture), bands, orchestras, and entertainers	68	57 550	21 979	5 379	1 360
7922	Theatrical producers (except motion picture) and miscellaneous theatrical services	38	27 349	8 086	1 951	616
7922 pt.	Producers of live theatrical productions	29	(D)	(D)	(D)	EE
7922 pt.	Producers of radio and television shows, except tape	1	(D)	(D)	(D)	AA
7922 pt.	Artists' and entertainers' managers or agents, concert bureaus, booking agents	1	(D)	(D)	(D)	AA
7922 pt.	Other theatrical services	7	(D)	(D)	(D)	EE
7929	Bands, orchestras, actors, and other entertainers and entertainment groups	30	30 201	13 893	3 428	744
7929 pt.	Dance groups and artists	9	5 216	2 020	492	82
7929 pt.	Symphony orchestras, opera companies, and chamber music organizations	13	(D)	(D)	(D)	FF
7929 pt.	Other music groups and artists	5	(D)	(D)	(D)	BB
7929 pt.	Other entertainers and entertainment groups	3	(D)	(D)	(D)	BB
7991 pt., 7997	Gymnasiums, athletic clubs, and membership sports and recreation clubs	179	149 631	60 190	12 892	3 881
7991 pt.	Gymnasiums and athletic clubs	3	(D)	(D)	(D)	CC
7997	Membership sports and recreation clubs	176	(D)	(D)	(D)	HH
7999 pt.	Fairs	10	4 127	884	123	169
84	Museums, art galleries, and botanical and zoological gardens	56	52 900	17 055	3 938	970
841	Museums and art galleries	47	36 947	11 256	2 642	608
842	Arboreta and botanical or zoological gardens	9	15 953	5 799	1 296	362
8011 pt.; 8021 pt.; 805, 6, 8, 9	Selected health services	379	7 149 335	3 095 973	751 896	124 852
8011 pt., 8021 pt.	Clinics of doctors of medicine and dentists	46	118 801	39 206	9 231	1 621
8011 pt.	General medical clinics	45	(D)	(D)	(D)	GG
8021 pt.	Dental clinics	1	(D)	(D)	(D)	AA
805	Nursing and personal care facilities	56	125 996	61 462	14 839	4 711
8051	Skilled nursing care facilities	35	104 530	50 106	12 453	4 012
8052	Intermediate care facilities	15	(D)	(D)	(D)	FF
8059	Nursing and personal care facilities, n.e.c.	6	(D)	(D)	(D)	CC
806	Hospitals	152	6 731 196	2 919 328	709 799	114 970
8062	General medical and surgical hospitals	127	5 828 956	2 472 231	600 007	97 389
8062 pt.	General medical and surgical hospitals, nongovernment	43	3 000 271	1 179 176	288 347	46 318
8062 pt.	General medical and surgical hospitals, government	84	2 828 685	1 293 055	311 660	51 071
8063, 9	Specialty hospitals	25	902 240	447 097	109 792	17 581
8063	Psychiatric hospitals	17	388 126	239 407	59 838	9 843
8063 pt.	Psychiatric hospitals, nongovernment	8	65 757	31 424	8 142	1 502
8063 pt.	Psychiatric hospitals, government	9	322 369	207 983	51 696	8 341
8069	Specialty hospitals, except psychiatric	8	514 114	207 690	49 954	7 738
8069 pt.	Specialty hospitals, except psychiatric; nongovernment	7	(D)	(D)	(D)	II
8069 pt.	Specialty hospitals, except psychiatric; government	1	(D)	(D)	(D)	FF
808, 9	Other health services	125	173 342	75 977	18 027	3 550
808	Home health care services	55	87 686	41 614	9 824	1 809
809	Miscellaneous health and allied services, n.e.c.	70	85 656	34 363	8 203	1 741
8092	Kidney dialysis centers	8	(D)	(D)	(D)	EE
8093	Specialty outpatient facilities, n.e.c.	43	36 687	19 200	4 492	994
8099	Health and allied services, n.e.c.	19	(D)	(D)	(D)	EE
8111 pt.	Legal aid societies and similar legal services	30	38 926	12 013	2 866	449
823, 4, 9	Selected educational services	103	45 174	18 034	4 137	1 123
823	Libraries	12	10 876	4 844	1 106	393
824	Vocational schools	16	7 708	4 192	1 026	264
8243	Data processing schools	-	-	-	-	-
8244	Business and secretarial schools	-	-	-	-	-
8249	Vocational schools, n.e.c.	16	7 708	4 192	1 026	264
829	Schools and educational services, n.e.c.	75	26 590	8 998	2 005	466
83	Social services	1 405	687 817	228 220	55 332	17 722
835	Child day care services	325	63 675	33 685	8 507	3 698
832, 3, 6, 9	Other social services	1 080	624 142	194 535	46 825	14 024
832	Individual and family social services	500	158 818	68 937	16 284	4 730
833	Job training and vocational rehabilitation services	97	63 817	31 343	7 683	3 400
836	Residential care	173	90 937	33 821	8 208	2 628
839	Social services, n.e.c.	310	310 570	60 434	14 650	3 266
861, 2, 4, 9	Selected membership organizations	1 445	653 288	185 328	43 955	10 830
861	Business associations	346	238 126	56 786	13 867	1 882
864	Civic, social, and fraternal associations	694	204 659	63 488	14 740	6 086
862, 9	Other membership organizations	405	210 503	65 054	15 348	2 862
862	Professional membership organizations	105	101 702	30 041	7 479	1 142
869	Membership organizations, n.e.c.	300	108 801	35 013	7 869	1 720

Table 1b. Summary Statistics for Firms Exempt From Federal Income Tax for the State: 1992—Con.

[Includes only establishments with payroll. For meaning of abbreviations and symbols, see introductory text. For explanation of terms and comparability of 1987 and 1992 censuses, see appendix A]

SIC code	Kind of business or operation	Establishments (number)	Revenue (\$1,000)	Annual payroll (\$1,000)	First-quarter payroll (\$1,000)	Paid employees for pay period including March 12 (number)
873, 4 ex. 8744	Research, testing, and consulting services, except facilities support management services -----	92	271 261	63 478	15 474	1 596
873	Research, development, and testing services -----	51	(D)	(D)	(D)	GG
8731	Commercial physical and biological research -----	3	(D)	(D)	(D)	BB
8732	Commercial economic, sociological, and educational research -----	3	1 121	386	99	16
8733	Noncommercial research organizations -----	39	(D)	(D)	(D)	GG
8734	Testing laboratories -----	6	2 111	1 172	264	29
874 ex. 8744	Management and public relations services, except facilities support management services -----	41	(D)	(D)	(D)	EE
8741	Management services -----	11	17 187	7 752	1 656	267
8742	Management consulting services -----	8	2 367	1 066	280	66
8743	Public relations services -----	5	650	230	61	12
8748	Business consulting services, n.e.c. -----	17	(D)	(D)	(D)	CC

Table 2a. Selected Ratios for Firms Subject to Federal Income Tax for the State: 1992

[Includes only establishments with payroll. For meaning of abbreviations and symbols, see introductory text. For explanation of terms and comparability of 1987 and 1992 censuses, see appendix A]

SIC code	Kind of business or operation	Receipts		Annual payroll per employee ¹ (dollars)	Employees per establishment ¹ (number)
		Per establishment (dollars)	Per employee ¹ (dollars)		
	Total -----	657 048	61 390	22 738	11
70 ex. 704	Hotels, rooming houses, camps, and other lodging places (except membership lodging) -----	1 307 838	41 547	11 719	31
7011	Hotels and motels -----	1 381 546	41 413	11 718	33
7011 pt.	Hotels -----	2 540 205	42 396	12 478	60
7011 pt.	Hotels, 25 guestrooms or more -----	2 953 599	42 463	12 516	70
7011 pt.	Hotels, less than 25 guestrooms -----	154 329	36 130	8 839	4
7011 pt.	Motels, motor hotels, and tourist courts -----	499 998	38 006	9 085	13
7011 pt.	Motels, tourist courts -----	435 274	37 256	8 757	12
7011 pt.	Motor hotels -----	921 096	40 515	10 181	23
702, 3	Other lodging places -----	243 921	56 518	11 905	4
702	Rooming and boarding houses -----	130 714	26 143	6 619	5
703	Camps and recreational vehicle parks -----	287 145	70 821	14 395	4
72	Personal services -----	219 400	35 072	11 712	6
721	Laundry, cleaning, and garment services -----	274 060	37 035	12 332	7
7211	Power laundries, family and commercial* -----	276 250	30 766	11 494	9
7213	Linen supply* -----	1 372 698	46 958	17 536	29
7215	Coin-operated laundries and drycleaning -----	132 227	43 807	8 964	3
7216	Drycleaning plants, except rug cleaning* -----	199 571	28 637	10 377	7
7217	Carpet and upholstery cleaning -----	241 067	39 698	10 870	6
7218	Industrial laundries* -----	2 760 475	54 908	18 716	50
7212, 9	Other laundry, cleaning, and garment services* -----	132 038	29 369	9 555	4
7212	Garment pressing, and agents for laundries and drycleaners -----	125 472	33 337	8 904	4
7219	Laundry and garment services, n.e.c.* -----	139 416	26 213	10 073	5
722	Photographic studios, portrait -----	274 141	57 973	15 231	5
723, 4	Beauty and barber shops -----	121 115	27 213	11 865	4
723	Beauty shops -----	122 974	27 121	11 788	5
724	Barber shops -----	88 660	29 652	13 896	3
725	Shoe repair shops and shoeshine parlors -----	88 407	51 372	11 507	2
726	Funeral service and crematories -----	427 809	69 671	17 884	6
729	Miscellaneous personal services -----	214 317	20 801	6 617	10
7291	Tax return preparation services -----	144 540	9 819	4 195	15
7299	Miscellaneous personal services, n.e.c. -----	265 162	37 424	10 284	7
73	Business services -----	887 175	49 553	18 712	18
731	Advertising -----	787 566	74 915	26 312	11
7311	Advertising agencies -----	740 480	97 211	37 458	8
7312	Outdoor advertising services -----	1 182 055	126 239	25 297	9
7313	Radio, television, publishers' advertising representatives -----	681 985	114 241	40 051	6
7319	Advertising, n.e.c. -----	838 315	22 578	8 163	37
732	Consumer credit reporting agencies, mercantile reporting agencies, and adjustment and collection agencies -----	1 108 070	76 744	22 226	14
7322	Adjustment and collection services -----	691 191	52 329	21 703	13
7323	Credit reporting services -----	2 851 382	145 614	23 700	20
733	Mailing, reproduction, commercial art and photography, and stenographic services -----	495 294	75 806	23 155	7
7331	Direct mail advertising services -----	1 211 588	99 743	23 856	12
7334	Photocopying and duplicating services -----	819 224	54 243	18 921	15
7335, 6	Commercial photography, art, and graphics -----	340 333	93 289	27 477	4
7335	Commercial photography -----	403 018	106 624	26 468	4
7336	Commercial art and graphic design -----	319 180	88 570	27 833	4
7338	Secretarial and court reporting services -----	263 591	51 149	22 234	5
734	Services to dwellings and other buildings -----	351 199	23 885	10 649	15
7342	Disinfecting and pest control services -----	401 722	51 087	20 444	8
7349	Building cleaning and maintenance services, n.e.c. -----	330 876	18 956	8 875	17

See footnotes at end of table.

Table 2a. **Selected Ratios for Firms Subject to Federal Income Tax for the State: 1992** — Con.

[Includes only establishments with payroll. For meaning of abbreviations and symbols, see introductory text. For explanation of terms and comparability of 1987 and 1992 censuses, see appendix A]

SIC code	Kind of business or operation	Receipts		Annual payroll per employee ¹ (dollars)	Employees per establishment ¹ (number)
		Per establishment (dollars)	Per employee ¹ (dollars)		
73	Business services—Con.				
735	Miscellaneous equipment rental and leasing -----	706 595	96 741	22 710	7
7352	Medical equipment rental and leasing -----	669 415	87 517	23 765	8
7353	Heavy construction equipment rental and leasing -----	853 806	94 333	24 770	9
7359	Equipment rental and leasing, n.e.c. -----	687 004	99 005	22 042	7
736	Personnel supply services -----	1 004 462	18 148	11 663	55
7361	Employment agencies -----	395 333	28 956	14 574	14
7363	Help supply services -----	1 377 418	17 031	11 362	81
7363 pt.	Temporary help supply -----	1 275 709	15 982	10 326	80
7363 pt.	Help supply, except temporary -----	2 193 838	24 546	18 792	89
737	Computer programming, data processing, and other computer related services -----	1 775 802	113 533	38 635	16
7371, 2, 3	Computer programming, prepackaged software, and integrated systems -----	1 593 444	125 220	45 213	13
7371	Computer programming services -----	887 639	100 553	45 580	9
7372	Prepackaged software -----	2 594 638	127 793	47 236	20
7373	Computer integrated systems -----	3 229 577	173 400	41 060	19
7374, 5, 6	Data processing services -----	4 374 824	94 595	28 983	46
7374, 5	Computer processing, information retrieval -----	4 607 091	94 992	28 934	49
7376	Computer facilities management services -----	924 000	72 268	31 726	13
7377, 8, 9	Computer rental and leasing, maintenance, and related services, n.e.c. -----	951 239	118 973	38 749	8
7377	Computer rental and leasing -----	3 347 571	167 379	41 336	20
7378	Computer maintenance and repair -----	1 302 993	126 269	36 661	10
7379	Computer related services, n.e.c. -----	519 037	93 739	39 812	6
738	Miscellaneous business services -----	638 921	47 483	15 862	13
7381, 2	Detective agencies and protective services -----	813 781	21 881	12 316	37
7381	Detective, guard, and armored car services -----	761 669	17 201	11 192	44
7382	Security systems services -----	979 543	66 916	23 133	15
7383	News syndicates -----	1 201 444	103 971	32 221	12
7384	Photofinishing laboratories* -----	470 736	61 697	17 580	8
7389	Business services, n.e.c. -----	611 845	78 402	20 100	8
7389 pt.	Sign painting shops -----	250 077	71 978	21 007	3
7389 pt.	Interior designing -----	437 635	120 103	32 251	4
7389 pt.	Telephone answering services -----	259 762	27 516	11 327	9
7389 pt.	Other business services -----	703 048	79 348	19 780	9
75	Automotive repair, services, and parking -----	405 389	76 926	16 830	5
751	Automotive rental and leasing, without drivers -----	1 906 980	136 918	17 939	14
7513	Truck rental and leasing, without drivers -----	1 880 315	184 801	22 691	10
7514, 5	Passenger car rental and leasing -----	2 058 832	111 187	15 303	19
7514	Passenger car rental -----	2 098 310	101 990	14 320	21
7515	Passenger car leasing -----	1 804 200	343 657	40 152	5
7519	Utility trailer and recreational vehicle rental -----	459 846	175 824	28 529	3
752	Automobile parking -----	367 167	79 403	11 168	5
753	Automotive repair shops -----	294 874	72 974	19 470	4
7532	Top, body, and upholstery repair shops and paint shops -----	335 295	69 357	19 899	5
7532 pt.	Top and body repair shops -----	337 830	70 586	19 981	5
7532 pt.	Paint shops -----	313 908	59 890	19 263	5
7538	General automotive repair shops -----	268 007	74 477	19 485	4
7538 pt.	General automotive repair shops, except diesel -----	258 515	74 925	19 332	3
7538 pt.	Diesel repair shops -----	349 465	71 750	20 411	5
7533, 4, 6, 7, 9	Other automotive repair shops -----	308 370	74 687	18 918	4
7533	Automotive exhaust system repair shops -----	311 800	79 394	17 789	4
7534	Tire retreading and repair shops -----	594 206	93 316	18 139	6
7536	Automotive glass replacement shops -----	328 315	78 455	20 239	4
7537	Automotive transmission repair shops -----	262 625	71 269	19 834	4
7539	Automotive repair shops, n.e.c. -----	268 561	67 462	18 630	4
7539 pt.	Radiator repair -----	200 263	63 771	15 961	3
7539 pt.	Brake, front end, and wheel alignment -----	283 130	70 294	19 839	4
7539 pt.	Automotive electrical and fuel system services -----	275 798	62 874	16 324	4
7539 pt.	Other automotive repair shops, n.e.c. -----	317 167	83 465	28 763	4
754	Automotive services, except repair -----	244 746	30 662	9 695	8
7542	Carwashes -----	199 868	20 925	7 373	10
7549	Automotive services, except repair and carwashes -----	290 108	45 360	13 200	6
76	Miscellaneous repair services -----	434 569	71 501	23 076	6
762	Electrical repair shops -----	625 005	68 806	25 288	9
7622	Radio and television repair shops -----	264 804	53 865	21 839	5
7623, 9	Other electrical and electronic repair shops -----	747 938	71 192	25 839	11
7623	Refrigeration and air-conditioning service and repair shops -----	774 933	85 831	23 531	9
7629	Electrical and electronic repair shops, n.e.c. -----	738 911	67 174	26 473	11
763	Watch, clock, and jewelry repair -----	215 824	54 222	19 143	4
764	Reupholstery and furniture repair -----	148 837	45 796	14 823	3
769	Miscellaneous repair and related services -----	398 911	77 333	22 168	5
7692	Welding repair -----	240 160	62 264	17 370	4
7694	Armature rewinding shops -----	1 267 488	92 261	26 555	14
7699	Repair shops and related services, n.e.c. -----	339 819	74 852	21 480	5
78, 79, 84	Amusement and recreation services, including motion pictures and museums -----	689 922	68 118	16 885	10
781, 2	Motion picture production, distribution, and services -----	3 086 650	211 777	21 146	15
783	Motion picture theaters -----	849 214	57 410	7 381	15
7832	Motion picture theaters, except drive-in -----	866 745	57 757	7 347	15
7833	Drive-in motion picture theaters -----	326 800	38 905	9 190	8
784	Video tape rental -----	257 833	44 020	7 647	6

See footnotes at end of table.

SERVICE INDUSTRIES—GEOGRAPHIC AREA SERIES

GEORGIA GA-13

Table 2a. **Selected Ratios for Firms Subject to Federal Income Tax for the State: 1992** —Con.

[Includes only establishments with payroll. For meaning of abbreviations and symbols, see introductory text. For explanation of terms and comparability of 1987 and 1992 censuses, see appendix A]

SIC code	Kind of business or operation	Receipts		Annual payroll per employee ¹ (dollars)	Employees per establishment ¹ (number)
		Per establishment (dollars)	Per employee ¹ (dollars)		
78, 79, 84	Amusement and recreation services, including motion pictures and museums—Con.				
792	Theatrical producers (except motion picture), bands, orchestras, and entertainers -----	525 157	123 147	37 021	4
7922	Theatrical producers (except motion picture) and miscellaneous theatrical services -----	494 149	102 502	19 625	5
7929	Bands, orchestras, actors, and other entertainers and entertainment groups -----	563 630	157 699	66 135	4
793	Bowling centers -----	645 739	33 004	9 259	20
79 ex. 792, 3, 84	Commercial sports and other amusement and recreation services, including museums -----	497 031	46 258	19 719	11
794	Commercial sports -----	2 640 615	92 094	88 673	29
7941	Professional sports clubs, managers, promoters -----	4 266 269	86 523	99 041	49
7948	Racing, including track operation -----	1 014 962	126 263	25 077	8
79 ex. 792, 3, 4, 84	Other amusement and recreation services, including museums -----	405 516	40 635	11 261	10
791	Dance studios, schools, and halls -----	112 141	22 748	6 201	5
7991	Physical fitness facilities -----	363 615	26 517	7 500	14
7992	Public golf courses -----	533 638	46 053	12 282	12
7993	Coin-operated amusement devices -----	316 767	64 149	12 626	5
7996	Amusement parks -----	5 048 250	78 572	21 181	64
7997	Membership sports and recreation clubs -----	672 511	34 549	12 466	19
7999, 84	Amusement and recreation services, including museums, n.e.c. -----	249 557	47 442	10 751	5
7999 pt.	Concession operators of amusement devices and rides -----	271 917	69 426	12 511	4
7999 pt.	Carnivals, circuses, and fairs -----	522 000	69 292	10 027	8
7999 pt., 84	Other recreation and amusements, including museums -----	239 614	45 910	10 751	5
80	Health services -----	777 831	71 281	30 330	11
801	Offices and clinics of doctors of medicine -----	785 587	109 761	54 506	7
8011 pt.	Offices of doctors of medicine -----	770 798	112 188	56 399	7
8011 pt.	General medical clinics -----	1 441 330	72 540	25 483	20
802	Offices and clinics of dentists -----	360 092	66 055	25 728	5
803	Offices and clinics of doctors of osteopathy -----	340 194	76 838	33 257	4
804	Offices and clinics of other health practitioners -----	256 601	68 882	23 627	4
8041	Offices and clinics of chiropractors -----	202 738	66 016	19 282	3
8042	Offices and clinics of optometrists -----	274 383	69 528	21 718	4
8043	Offices and clinics of podiatrists -----	342 446	83 072	32 408	4
8049	Offices and clinics of health practitioners, n.e.c. -----	297 722	67 880	26 947	4
805	Nursing and personal care facilities -----	1 871 987	24 903	11 661	75
8051	Skilled nursing care facilities -----	2 195 264	24 803	11 659	89
8052	Intermediate care facilities -----	1 042 958	26 404	12 455	40
8059	Nursing and personal care facilities, n.e.c. -----	587 356	25 784	11 129	23
806	Hospitals -----	23 244 086	78 109	22 345	298
8062	General medical and surgical hospitals -----	30 769 861	78 807	22 300	390
8063, 9	Specialty hospitals -----	10 929 182	75 044	22 542	146
807, 8, 9	Other health services -----	971 122	62 727	23 045	15
807	Medical and dental laboratories -----	857 971	82 627	27 458	10
8071	Medical laboratories -----	1 430 500	99 802	30 250	14
8072	Dental laboratories -----	309 634	46 908	21 652	7
808	Home health care services -----	1 269 521	46 520	20 050	27
809	Miscellaneous health and allied services, n.e.c. -----	811 702	82 309	25 806	10
8092	Kidney dialysis centers -----	1 378 450	101 731	22 185	14
8093	Specialty outpatient facilities, n.e.c. -----	804 369	75 624	26 225	11
8099	Health and allied services, n.e.c. -----	535 831	80 137	28 417	7
81	Legal services -----	569 850	109 854	38 043	5
823, 4, 9	Selected educational services -----	470 572	61 500	19 333	8
823	Libraries -----	34 000	10 000	3 471	3
824	Vocational schools -----	796 333	70 265	21 446	11
829	Schools and educational services, n.e.c. -----	308 693	53 159	17 366	6
83	Social services -----	210 356	22 506	9 570	9
835	Child day care services -----	178 272	18 080	8 088	10
832, 3, 6, 9	Other social services -----	299 052	37 722	14 666	8
87 ex. 8733	Engineering, accounting, research, management, and related services (except noncommercial research organizations) -----	773 734	84 665	34 714	9
871	Engineering, architectural, and surveying services -----	956 346	82 883	39 054	12
8711	Engineering services -----	1 332 608	84 142	40 884	16
8712	Architectural services -----	640 661	96 307	38 496	7
8713	Surveying services -----	268 980	48 747	24 112	6
872	Accounting, auditing, and bookkeeping services -----	416 915	69 062	28 811	6
873 ex. 8733	Research, development, and testing services (except noncommercial research organizations) -----	797 759	54 026	20 115	15
8731	Commercial physical and biological research -----	787 837	90 620	39 190	9
8732	Commercial economic, sociological, and educational research -----	830 731	43 396	14 155	19
8734	Testing laboratories -----	760 796	61 525	24 855	12
874	Management and public relations services -----	990 856	103 179	37 158	10
8741	Management services -----	1 623 787	96 610	29 908	17
8742	Management consulting services -----	868 194	127 340	49 196	7
8743	Public relations services -----	397 550	93 983	34 092	4
8744	Facilities support management services -----	4 437 692	56 726	29 788	78
8748	Business consulting services, n.e.c. -----	334 982	94 153	32 902	4
89	Services, n.e.c. -----	568 944	79 112	33 413	7

¹Based on number of employees for pay period including March 12.

Table 2b. Selected Ratios for Firms Exempt From Federal Income Tax for the State: 1992

[Includes only establishments with payroll. For meaning of abbreviations and symbols, see introductory text. For explanation of terms and comparability of 1987 and 1992 censuses, see appendix A]

SIC code	Kind of business or operation	Revenue		Expenses		Annual payroll per employee ¹ (dollars)	Employees per establishment ¹ (number)
		Per establishment (dollars)	Per employee ¹ (dollars)	Per establishment (dollars)	Per employee ¹ (dollars)		
	Total	2 387 405	55 882	2 244 557	52 538	22 702	43
7032, 704	Camps and membership lodging	227 111	42 290	234 296	43 628	9 490	5
792, 7991 pt., 7997, 7999 pt., 84	Selected amusement, recreation, and related services	844 115	41 412	831 316	40 784	15 691	20
8011 pt.; 8021 pt.; 805, 6, 8, 9	Selected health services	18 863 681	57 262	17 905 989	54 355	24 797	329
8011 pt., 8021 pt., 805	Clinics of doctors of medicine and dentists	2 582 630	73 289	2 364 957	67 112	24 186	35
	Nursing and personal care facilities	2 249 929	26 745	2 231 482	26 526	13 046	84
806	Hospitals	44 284 184	58 547	42 046 513	55 589	25 392	756
8062	General medical and surgical hospitals	45 897 291	59 852	43 501 307	56 728	25 385	767
8063, 9	Specialty hospitals	36 089 600	51 319	34 656 160	49 281	25 431	703
808, 9	Other health services	1 386 736	48 829	1 292 392	45 507	21 402	28
8111 pt.	Legal aid societies and similar legal services	1 297 533	86 695	1 330 800	88 918	26 755	15
823, 4, 9	Selected educational services	438 583	40 226	438 000	40 173	16 059	11
83	Social services	489 549	38 811	406 636	32 238	12 878	13
835	Child day care services	195 923	17 219	190 092	16 706	9 109	11
832, 3, 6, 9	Other social services	577 909	44 505	471 800	36 334	13 872	13
832	Individual and family social services	317 636	33 577	302 778	32 006	14 574	9
833	Job training and vocational rehabilitation services	657 907	18 770	607 371	17 328	9 219	35
836	Residential care	525 647	34 603	495 480	32 617	12 869	15
839	Social services, n.e.c.	1 001 839	95 092	688 781	65 377	18 504	11
861, 2, 4, 9	Selected membership organizations	452 102	60 322	411 854	54 952	17 112	7
861	Business associations	688 225	126 528	582 512	107 093	30 173	5
864	Civic, social, and fraternal associations	294 898	33 628	273 630	31 203	10 432	9
862, 9	Other membership organizations	519 760	73 551	502 916	71 167	22 730	7
873, 4 ex. 8744	Research, testing, and consulting services, except facilities support management services	2 948 489	169 963	2 888 446	166 502	39 773	17
873	Research, development, and testing services	(D)	(D)	(D)	(D)	(D)	(D)
874 ex. 8744	Management and public relations services, except facilities support management services	(D)	(D)	(D)	(D)	(D)	(D)

¹Based on number of employees for pay period including March 12.

Table 3a. Comparative Statistics for Firms Subject to Federal Income Tax for the State: 1992 and 1987

[Includes only establishments with payroll. For meaning of abbreviations and symbols, see introductory text. For explanation of terms and comparability of 1987 and 1992 censuses, see appendix A]

SIC code	Kind of business or operation	Establishments		Receipts			Annual payroll			Paid employees for pay period including March 12	
		1992 (number)	1987 (number)	1992 (\$1,000)	1987 (\$1,000)	Percent change 1987 to 1992	1992 (\$1,000)	1987 (\$1,000)	Percent change 1987 to 1992	1992 (number)	1987 (number)
	Total	46 880	39 189	30 802 394	18 645 815	65.2	11 408 737	6 908 896	65.1	501 753	414 969
70 ex. 704	Hotels, rooming houses, camps, and other lodging places (except membership lodging)	1 173	1 067	1 534 094	1 234 773	24.2	432 726	336 359	28.7	36 924	37 964
7011	Hotels and motels	1 097	1 000	1 515 556	1 223 712	23.8	428 821	333 984	28.4	36 596	37 706
7011 pt.	Hotels	474	366	1 204 057	835 042	44.2	354 363	247 654	43.1	28 400	26 495
7011 pt.	Hotels, 25 guestrooms or more	404	284	1 193 254	829 962	43.8	351 720	246 666	42.6	28 101	26 365
7011 pt.	Hotels, less than 25 guestrooms	70	82	10 803	5 080	112.7	2 643	988	167.5	299	130
7011 pt.	Motels, motor hotels, and tourist courts	623	634	311 499	388 670	-19.9	74 458	86 330	-13.8	8 196	11 211
7011 pt.	Motels, tourist courts	540	555	235 048	281 022	-16.4	55 246	57 790	-4.4	6 309	7 863
7011 pt.	Motor hotels	83	79	76 451	107 648	-29.0	19 212	28 540	-32.7	1 887	3 348
702, 3	Other lodging places	76	67	18 538	11 061	67.6	3 905	2 375	64.4	328	258
702	Rooming and boarding houses	21	18	2 745	1 159	136.8	695	378	83.9	105	66
703	Camps and recreational vehicle parks	55	49	15 793	9 902	59.5	3 210	1 997	60.7	223	192

Table 3a. Comparative Statistics for Firms Subject to Federal Income Tax for the State: 1992 and 1987 — Con.

[Includes only establishments with payroll. For meaning of abbreviations and symbols, see introductory text. For explanation of terms and comparability of 1987 and 1992 censuses, see appendix A]

SIC code	Kind of business or operation	Establishments		Receipts			Annual payroll			Paid employees for pay period including March 12	
		1992 (number)	1987 (number)	1992 (\$1,000)	1987 (\$1,000)	Percent change 1987 to 1992	1992 (\$1,000)	1987 (\$1,000)	Percent change 1987 to 1992	1992 (number)	1987 (number)
72	Personal services -----	4 915	4 561	1 078 352	778 014	38.6	360 099	269 820	33.5	30 747	27 677
721	Laundry, cleaning, and garment services -----	1 697	1 544	465 080	351 904	32.2	154 864	120 606	28.4	12 558	12 182
7211	Power laundries, family and commercial* -----	48	74	13 260	15 028	-11.8	4 954	5 799	-14.6	431	695
7213	Linens supply* -----	43	38	59 026	44 667	32.1	22 043	16 084	37.0	1 257	1 236
7215	Coin-operated laundries and drycleaning -----	326	363	43 106	38 572	11.8	8 821	8 846	-3	984	1 288
7216	Drycleaning plants, except rug cleaning* -----	807	690	161 054	130 951	23.0	58 359	49 322	18.3	5 624	5 809
7217	Carpet and upholstery cleaning -----	193	141	46 526	26 504	75.5	12 740	8 647	47.3	1 172	788
7218	Industrial laundries* -----	40	39	110 419	80 667	36.9	37 637	27 191	38.4	2 011	1 755
7212, 9	Other laundry, cleaning, and garment services* -----	240	199	31 689	15 515	104.2	10 310	4 717	118.6	1 079	611
722	Photographic studios, portrait -----	306	240	83 887	44 995	86.4	22 039	11 415	93.1	1 447	1 132
723, 4	Beauty and barber shops -----	1 846	1 853	223 579	162 892	37.3	97 481	76 780	27.0	8 216	7 778
723	Beauty shops -----	1 746	1 741	214 713	155 705	37.9	93 326	73 370	27.2	7 917	7 478
724	Barber shops -----	100	112	8 866	7 187	23.4	4 155	3 410	21.8	299	300
725	Shoe repair shops and shoeshine parlors -----	86	81	7 603	6 609	15.0	1 703	1 898	-10.3	148	175
726	Funeral service and crematories -----	413	391	176 685	134 085	31.8	45 355	34 306	32.2	2 536	2 439
729	Miscellaneous personal services -----	567	452	121 518	77 529	56.7	38 657	24 815	55.8	5 842	3 971
7291	Tax return preparation services -----	239	190	34 545	20 906	65.2	14 758	8 227	79.4	3 518	2 077
7299	Miscellaneous personal services, n.e.c. -----	328	262	86 973	56 623	53.6	23 899	16 588	44.1	2 324	1 894
73	Business services -----	8 864	6 549	7 863 915	4 610 718	70.6	2 969 532	1 740 899	70.6	158 696	130 826
731	Advertising -----	546	491	430 011	364 029	18.1	151 030	118 892	27.0	5 740	4 464
7311	Advertising agencies -----	371	320	274 718	230 627	19.1	105 856	85 805	23.4	2 826	3 075
7312	Outdoor advertising services -----	55	41	65 013	73 898	-12.0	13 028	14 694	-11.3	515	607
7313	Radio, television, publishers' advertising representatives -----	66	74	45 011	36 321	23.9	15 780	13 199	19.6	394	473
7319	Advertising, n.e.c. -----	54	56	45 269	23 183	95.3	16 366	5 194	215.1	2 005	309
732	Consumer credit reporting agencies, mercantile reporting agencies, and adjustment and collection agencies -----	285	232	315 800	137 867	129.1	91 460	48 818	87.3	4 115	2 710
7322	Adjustment and collection services -----	230	167	158 974	89 100	78.4	65 935	36 089	82.7	3 038	1 961
7323	Credit reporting services -----	55	65	156 826	48 767	221.6	25 525	12 729	100.5	1 077	749
733	Mailing, reproduction, commercial art and photography, and stenographic services -----	817	572	404 655	269 784	50.0	123 604	88 511	39.6	5 338	4 614
7331	Direct mail advertising services -----	102	67	123 582	71 947	71.8	29 558	25 968	13.8	1 239	1 392
7334	Photocopying and duplicating services -----	107	83	87 657	47 013	86.5	30 577	15 486	97.4	1 616	818
7335, 6	Commercial photography, art, and graphics -----	432	287	147 024	119 840	22.7	43 303	33 434	29.5	1 576	1 533
7335	Commercial photography -----	109	88	43 929	38 217	14.9	10 905	9 668	12.8	412	568
7336	Commercial art and graphic design -----	323	199	103 095	81 623	26.3	32 398	23 766	36.3	1 164	997
7338	Secretarial and court reporting services -----	176	135	46 392	30 984	49.7	20 166	13 623	48.0	907	871
734	Services to dwellings and other buildings -----	1 506	1 248	528 905	353 313	49.7	235 819	178 804	31.9	22 144	24 019
7342	Disinfecting and pest control services -----	432	368	173 544	113 703	52.6	69 447	47 557	46.0	3 397	3 045
7349	Building cleaning and maintenance services, n.e.c. -----	1 074	880	355 361	239 610	48.3	166 372	131 247	26.8	18 747	20 974
735	Miscellaneous equipment rental and leasing -----	750	755	529 946	390 120	35.8	124 406	97 036	28.2	5 478	5 395
7352	Medical equipment rental and leasing -----	94	62	62 925	32 511	93.5	17 087	8 679	96.9	719	479
7353	Heavy construction equipment rental and leasing -----	98	103	83 673	54 085	54.7	21 971	14 573	50.8	887	690
7359	Equipment rental and leasing, n.e.c. -----	558	590	383 348	303 524	26.3	85 348	73 784	15.7	3 872	4 226
736	Personnel supply services -----	1 077	717	1 081 806	506 424	113.6	695 258	339 080	105.0	59 611	45 630
7361	Employment agencies -----	409	356	161 691	103 891	55.6	81 381	50 393	61.5	5 584	3 659
7363	Help supply services -----	668	361	920 115	402 533	128.6	613 877	288 687	112.6	54 027	41 971
737	Computer programming, data processing, and other computer related services -----	1 840	1 008	3 267 476	1 692 677	93.0	1 111 914	565 383	96.7	28 780	18 296
7371, 2, 3	Computer programming, prepackaged software, and integrated systems -----	1 179	589	1 878 671	689 063	172.6	678 336	273 476	148.0	15 003	7 737
7371	Computer programming services -----	754	363	669 280	321 678	108.1	303 383	133 211	127.7	6 656	3 678
7372	Prepackaged software -----	257	106	666 822	171 260	289.4	246 476	67 314	266.2	5 218	2 017
7373	Computer integrated systems -----	168	120	542 569	196 125	176.6	128 477	72 951	76.1	3 129	2 042
7374, 5, 6	Data processing services -----	222	171	971 211	445 243	118.1	297 569	135 122	120.2	10 267	6 051
7374, 5	Computer processing, information retrieval -----	208	164	958 275	443 348	116.1	291 890	133 821	118.1	10 088	5 975
7376	Computer facilities management services -----	14	7	12 936	1 895	582.6	5 679	1 301	336.5	179	76
7377, 8, 9	Computer rental and leasing, maintenance, and related services, n.e.c. -----	439	248	417 594	447 058	-6.6	136 009	131 220	3.6	3 510	3 722
7377	Computer rental and leasing -----	28	30	93 732	61 228	53.1	23 148	8 058	187.3	560	287
7378	Computer maintenance and repair -----	141	107	183 722	382 127	-51.9	53 342	109 394	-51.2	1 455	2 915
7379	Computer related services, n.e.c. -----	270	111	140 140	138 703	262.1	59 519	13 768	332.3	1 495	520
738	Miscellaneous business services -----	2 043	1 526	1 305 316	780 453	67.3	436 041	289 787	50.5	27 490	25 015
7381, 2	Detective agencies and protective services -----	393	294	319 816	185 092	72.8	180 008	107 491	67.5	14 616	10 840
7381	Detective, guard, and armored car services -----	299	238	227 739	140 050	62.6	148 177	91 219	62.4	13 240	10 038
7382	Security systems services -----	94	56	92 077	45 042	104.4	31 831	16 272	95.6	1 376	802
7383	News syndicates -----	9	8	10 813	19 268	-43.9	3 351	7 314	-54.2	104	205
7384	Photofinishing laboratories* -----	208	161	97 913	83 449	17.3	27 900	25 049	11.4	1 587	1 867
7389	Business services, n.e.c. -----	1 433	1 063	876 774	492 644	78.0	224 782	149 933	49.9	11 183	12 103
7389 pt.	Sign painting shops -----	78	56	19 506	11 252	73.4	5 693	3 316	71.7	271	202
7389 pt.	Interior designing -----	219	197	95 842	85 986	11.5	25 736	23 666	8.7	798	1 017
7389 pt.	Telephone answering services -----	84	78	21 820	17 622	23.8	8 982	8 097	10.9	793	832
7389 pt.	Other business services -----	1 052	732	739 606	377 784	95.8	184 371	114 854	60.5	9 321	10 052

Table 3a. Comparative Statistics for Firms Subject to Federal Income Tax for the State: 1992 and 1987 — Con.

[Includes only establishments with payroll. For meaning of abbreviations and symbols, see introductory text. For explanation of terms and comparability of 1987 and 1992 censuses, see appendix A]

SIC code	Kind of business or operation	Establishments		Receipts			Annual payroll			Paid employees for pay period including March 12	
		1992 (number)	1987 (number)	1992 (\$1,000)	1987 (\$1,000)	Percent change 1987 to 1992	1992 (\$1,000)	1987 (\$1,000)	Percent change 1987 to 1992	1992 (number)	1987 (number)
75	Automotive repair, services, and parking ----	4 380	3 782	1 775 605	1 472 014	20.6	388 460	316 578	22.7	23 082	21 029
751	Automotive rental and leasing, without drivers -----	305	306	581 629	532 825	9.2	76 206	82 960	-8.1	4 248	4 674
7513	Truck rental and leasing, without drivers ----	143	151	268 885	253 728	6.0	33 015	45 879	-28.0	1 455	2 090
7514, 5	Passenger car rental and leasing -----	149	145	306 766	274 745	11.7	42 221	36 579	15.4	2 759	2 558
7519	Utility trailer and recreational vehicle rental -----	13	10	5 978	4 352	37.4	970	502	93.2	34	26
752	Automobile parking -----	282	256	103 541	46 948	120.5	14 563	9 862	47.7	1 304	1 255
753	Automotive repair shops -----	3 234	2 839	953 622	703 126	35.6	254 434	194 492	30.8	13 068	12 203
7532	Top, body, and upholstery repair shops and paint shops -----	821	751	275 277	216 038	27.4	78 979	66 540	18.7	3 969	3 827
7532 pt.	Top and body repair shops -----	734	676	247 967	192 196	29.0	70 195	58 160	20.7	3 513	3 363
7532 pt.	Paint shops -----	87	75	27 310	23 842	14.5	8 784	8 380	4.8	456	464
7538	General automotive repair shops -----	1 629	1 349	436 583	283 978	53.7	114 219	75 028	52.2	5 862	5 135
7538 pt.	General automotive repair shops, except diesel -----	1 459	1 240	377 174	246 289	53.1	97 319	66 548	46.2	5 034	4 590
7538 pt.	Diesel repair shops -----	170	109	59 409	37 689	57.6	16 900	8 480	99.3	828	545
7533, 4, 6, 7, 9	Other automotive repair shops -----	784	739	241 762	203 110	19.0	61 236	52 924	15.7	3 237	3 241
7533	Automotive exhaust system repair shops -----	110	107	34 298	24 902	37.7	7 685	6 392	20.2	432	396
7534	Tire retreading and repair shops -----	68	83	40 406	39 910	1.2	7 854	7 828	.3	433	540
7536	Automotive glass replacement shops ----	92	63	30 205	19 805	52.5	7 792	5 215	49.4	385	324
7537	Automotive transmission repair shops -----	200	200	52 525	43 129	21.8	14 618	12 744	14.7	737	807
7539	Automotive repair shops, n.e.c. -----	314	286	84 328	75 364	11.9	23 287	20 745	12.3	1 250	1 174
7539 pt.	Radiator repair -----	57	78	11 415	12 141	-6.0	2 857	2 600	9.9	179	204
7539 pt.	Brake, front end, and wheel alignment -----	108	102	30 578	35 532	-13.9	8 630	10 447	-17.4	435	507
7539 pt.	Automotive electrical and fuel system services -----	119	71	32 820	12 173	169.6	8 521	3 757	126.8	522	292
7539 pt.	Other automotive repair shops, n.e.c. ----	30	35	9 515	15 518	-38.7	3 279	3 941	-16.8	114	171
754	Automotive services, except repair -----	559	381	136 813	86 830	57.6	43 257	28 633	51.1	4 462	2 883
7542	Carwashes -----	281	218	56 163	41 614	35.0	19 788	13 527	46.3	2 684	1 850
7549	Automotive services, except repair and carwashes -----	278	163	80 650	45 216	78.4	23 469	15 106	55.4	1 778	1 033
76	Miscellaneous repair services -----	1 927	1 667	837 414	523 224	60.0	270 270	172 346	56.8	11 712	9 419
762	Electrical repair shops -----	562	499	351 253	181 872	93.1	129 097	62 990	104.9	5 105	3 122
7622	Radio and television repair shops -----	143	169	37 867	38 401	-1.4	15 353	13 464	14.0	703	800
7623, 9	Other electrical and electronic repair shops -----	419	330	313 386	143 471	118.4	113 744	49 526	129.7	4 402	2 322
7623	Refrigeration and air-conditioning service and repair shops -----	105	100	81 368	49 351	64.9	22 307	16 820	32.6	948	747
7629	Electrical and electronic repair shops, n.e.c. -----	314	230	232 018	94 120	146.5	91 437	32 706	179.6	3 454	1 575
763	Watch, clock, and jewelry repair -----	51	53	11 007	10 795	2.0	3 886	3 844	1.1	203	277
764	Reupholstery and furniture repair -----	196	194	29 172	24 749	17.9	9 442	8 277	14.1	637	672
769	Miscellaneous repair and related services ----	1 118	921	445 982	305 808	45.8	127 845	97 235	31.5	5 767	5 348
7692	Welding repair -----	119	149	28 579	31 655	-9.7	7 973	12 306	-35.2	459	733
7694	Armature rewinding shops -----	84	94	106 469	78 174	36.2	30 644	23 412	30.9	1 154	1 127
7699	Repair shops and related services, n.e.c. ----	915	678	310 934	195 979	58.7	89 228	61 517	45.0	4 154	3 488
78, 79, 84	Amusement and recreation services, including motion pictures and museums ---	2 360	2 011	1 628 216	847 107	92.2	403 601	200 583	101.2	23 903	17 290
781, 2	Motion picture production, distribution, and services -----	200	158	617 330	275 915	123.7	61 640	33 012	86.7	2 915	1 244
783	Motion picture theaters -----	154	147	130 779	77 791	68.1	16 814	10 526	59.7	2 278	2 076
7832	Motion picture theaters, except drive-in ----	149	137	129 145	76 638	68.5	16 428	10 376	58.3	2 236	2 054
7833	Drive-in motion picture theaters -----	5	10	1 634	1 153	41.7	386	150	157.3	42	22
784	Video tape rental -----	546	488	140 777	71 341	97.3	24 456	15 802	54.8	3 198	2 110
792	Theatrical producers (except motion picture), bands, orchestras, and entertainers -----	121	70	63 544	22 095	187.6	19 103	5 051	278.2	516	364
7922	Theatrical producers (except motion picture) and miscellaneous theatrical services -----	67	36	33 108	14 879	122.5	6 339	3 458	83.3	323	260
7929	Bands, orchestras, actors, and other entertainers and entertainment groups ----	54	34	30 436	7 216	321.8	12 764	1 593	701.3	193	104
793	Bowling centers -----	69	68	44 556	33 305	33.8	12 499	8 742	43.0	1 350	1 054
79 ex. 792, 3, 84	Commercial sports and other amusement and recreation services, including museums ----	1 270	1 080	631 230	366 660	72.2	269 089	127 450	111.1	13 646	10 442
794	Commercial sports -----	52	38	137 312	60 737	126.1	132 212	46 021	187.3	1 491	1 617
7941	Professional sports clubs, managers, promoters -----	26	16	110 923	46 899	136.5	126 971	41 404	206.7	1 282	1 515
7948	Racing, including track operation -----	26	22	26 389	13 838	90.7	5 241	4 617	13.5	209	102
79 ex. 792, 3, 4, 84	Other amusement and recreation services, including museums -----	1 218	1 042	493 918	305 923	61.5	136 877	81 429	68.1	12 155	8 825
791	Dance studios, schools, and halls -----	128	109	14 354	(D)	(D)	3 913	(D)	(D)	631	EE
7991	Physical fitness facilities -----	226	293	82 177	51 776	58.7	23 242	15 481	50.1	3 099	2 572
7992	Public golf courses -----	80	40	42 691	15 727	171.5	11 385	4 220	169.8	927	366
7993	Coin-operated amusement devices -----	129	107	40 863	26 914	51.8	8 043	5 203	54.6	637	435
7996	Amusement parks -----	16	11	80 772	(D)	(D)	21 774	(D)	(D)	1 028	FF
7997	Membership sports and recreation clubs -----	174	161	117 017	78 273	49.5	42 223	24 607	71.6	3 387	2 428
7999, 84	Amusement and recreation services, including museums, n.e.c. -----	465	321	116 044	63 133	83.8	26 297	14 704	78.8	2 446	1 753

Table 3a. Comparative Statistics for Firms Subject to Federal Income Tax for the State: 1992 and 1987 — Con.

[Includes only establishments with payroll. For meaning of abbreviations and symbols, see introductory text. For explanation of terms and comparability of 1987 and 1992 censuses, see appendix A]

SIC code	Kind of business or operation	Establishments		Receipts			Annual payroll			Paid employees for pay period including March 12	
		1992 (number)	1987 (number)	1992 (\$1,000)	1987 (\$1,000)	Percent change 1987 to 1992	1992 (\$1,000)	1987 (\$1,000)	Percent change 1987 to 1992	1992 (number)	1987 (number)
80	Health services	11 089	9 412	8 625 370	4 756 605	81.3	3 670 071	2 026 114	81.1	121 006	92 714
801	Offices and clinics of doctors of medicine ---	5 214	4 687	4 096 050	2 320 902	76.5	2 034 038	1 127 908	80.3	37 318	28 520
8011 pt.	Offices of doctors of medicine	5 099	4 593	3 930 297	2 274 409	72.8	1 975 810	1 112 718	77.6	35 033	27 711
8011 pt.	General medical clinics	115	94	165 753	46 493	256.5	58 228	15 190	283.3	2 285	809
802	Offices and clinics of dentists	2 346	2 168	844 777	551 999	53.0	329 035	214 108	53.7	12 789	11 011
803	Offices and clinics of doctors of osteopathy --	124	79	42 184	19 155	120.2	18 258	8 032	127.3	549	352
804	Offices and clinics of other health practitioners	1 816	1 259	465 987	231 699	101.1	159 839	73 741	116.8	6 765	4 239
8041	Offices and clinics of chiropractors	760	555	154 081	92 273	67.0	45 004	23 210	93.9	2 334	1 516
8042	Offices and clinics of optometrists	373	337	102 345	68 844	48.7	31 969	21 220	50.7	1 472	1 205
8043	Offices and clinics of podiatrists	139	108	47 600	23 362	103.7	18 570	8 251	125.1	573	354
8049	Offices and clinics of health practitioners, n.e.c.	544	259	161 961	47 220	243.0	64 296	21 060	205.3	2 386	1 164
805	Nursing and personal care facilities	379	363	709 483	410 909	72.7	332 211	200 506	65.7	28 490	25 547
8051	Skilled nursing care facilities	296	299	649 798	369 713	75.8	305 447	180 381	69.3	26 198	22 645
8052	Intermediate care facilities	24	36	25 031	17 779	40.8	11 807	9 034	30.7	948	1 060
8059	Nursing and personal care facilities, n.e.c. -	59	28	34 654	10 461	231.3	14 957	5 066	195.2	1 344	378
806	Hospitals	58	60	1 348 157	759 343	77.5	385 680	230 108	67.6	17 260	12 833
807, 8, 9	Other health services	1 152	796	1 118 732	462 598	141.8	411 010	171 711	139.4	17 835	10 212
807	Medical and dental laboratories	417	365	357 774	193 118	85.3	118 894	69 055	72.2	4 330	3 581
8071	Medical laboratories	204	139	291 822	138 204	111.2	88 451	44 368	99.4	2 924	2 157
8072	Dental laboratories	213	226	65 952	54 914	20.1	30 443	24 687	23.3	1 406	1 424
808	Home health care services	359	140	455 758	93 256	388.7	196 429	38 690	407.7	9 797	3 367
809	Miscellaneous health and allied services, n.e.c.	376	291	305 200	176 224	73.2	95 687	63 966	49.6	3 708	3 264
8092	Kidney dialysis centers	60	41	82 707	42 937	92.6	18 036	11 400	58.2	813	698
8093	Specialty outpatient facilities, n.e.c.	198	146	159 265	92 530	72.1	55 230	35 931	53.7	2 106	1 531
8099	Health and allied services, n.e.c.	118	104	63 228	40 757	55.1	22 421	16 635	34.8	789	1 035
81	Legal services	3 758	3 239	2 141 496	1 346 692	59.0	741 606	496 528	49.4	19 494	17 442
823, 4, 9	Selected educational services	353	238	166 112	122 924	35.1	52 218	40 445	29.1	2 701	2 530
823	Libraries	5	4	170	178	-4.5	59	69	-14.5	17	14
824	Vocational schools	120	80	95 560	71 321	34.0	29 166	24 162	20.7	1 360	1 345
829	Schools and educational services, n.e.c.	228	154	70 382	50 889	38.3	22 993	16 127	42.6	1 324	1 168
83	Social services	1 822	1 321	383 269	210 728	81.9	162 978	89 257	82.6	17 030	11 608
835	Child day care services	1 338	1 059	238 528	139 068	71.5	106 706	60 468	76.5	13 193	9 353
832, 3, 6, 9	Other social services	484	262	144 741	71 660	102.0	56 272	28 789	95.5	3 837	2 255
87 ex. 8733	Engineering, accounting, research, management, and related services (except noncommercial research organizations)	5 952	4 862	4 605 264	2 671 568	72.4	1 888 211	1 195 942	57.9	54 394	44 981
871	Engineering, architectural, and surveying services	1 677	1 521	1 603 793	1 139 674	40.7	755 698	535 785	41.0	19 350	18 295
8711	Engineering services	930	774	1 239 325	746 150	66.1	602 174	365 766	64.6	14 729	11 923
8712	Architectural services	440	442	281 891	310 758	-9.3	112 678	129 154	-12.8	2 927	4 020
8713	Surveying services	307	305	82 577	82 766	-2	40 846	40 865	-	1 694	2 352
872	Accounting, auditing, and bookkeeping services	2 063	1 710	860 096	587 349	46.4	358 806	250 001	43.5	12 454	10 887
873 ex. 8733	Research, development, and testing services (except noncommercial research organizations)	261	230	208 215	158 360	31.5	77 524	59 691	29.9	3 854	3 437
8731	Commercial physical and biological research	49	47	38 604	21 261	81.6	16 695	8 893	87.7	426	313
8732	Commercial economic, sociological, and educational research	119	128	98 857	61 949	59.6	32 246	20 251	59.2	2 278	1 234
8734	Testing laboratories	93	55	70 754	33 205	113.1	28 583	14 426	98.1	1 150	711
874	Management and public relations services ---	1 951	1 401	1 933 160	862 498	124.1	696 183	376 030	85.1	18 736	13 148
8741	Management services	494	413	802 151	465 097	72.5	248 322	159 777	55.4	8 303	6 115
8742	Management consulting services	994	673	862 985	354 823	143.2	333 401	161 207	106.8	6 777	4 841
8743	Public relations services	100	103	39 755	31 811	25.0	14 421	11 428	26.2	423	398
8744	Facilities support management services ---	26	16	115 380	59 776	93.0	60 589	30 100	101.3	2 034	1 392
8748	Business consulting services, n.e.c.	337	196	112 889	67 042	68.4	39 450	28 106	40.4	1 199	1 085
89	Services, n.e.c.	287	480	163 287	71 448	128.5	68 965	24 025	187.1	2 064	1 489

Table 3b. Comparative Statistics for Firms Exempt From Federal Income Tax for the State: 1992 and 1987

[Includes only establishments with payroll. For meaning of abbreviations and symbols, see introductory text. For explanation of terms and comparability of 1987 and 1992 censuses, see appendix A]

SIC code	Kind of business or operation	Establishments		Expenses			Annual payroll			Paid employees for pay period including March 12	
		1992 (number)	1987 (number)	1992 (\$1,000)	1987 (\$1,000)	Percent change 1987 to 1992	1992 (\$1,000)	1987 (\$1,000)	Percent change 1987 to 1992	1992 (number)	1987 (number)
	Total -----	3 821	3 140	8 576 452	4 892 637	75.3	3 705 906	2 317 604	59.9	163 242	129 945
7032, 704	Camps and membership lodging -----	54	57	12 652	9 378	34.9	2 752	1 964	40.1	290	276
792, 7991 pt., 7997, 7999 pt., 84	Selected amusement, recreation, and related services -----	313	259	260 202	140 527	85.2	100 108	57 255	74.8	6 380	4 656
792	Theatrical producers (except motion picture), bands, orchestras, and entertainers -----	68	43	58 561	29 245	100.2	21 979	12 690	73.2	1 360	1 083
7991 pt., 7997	Gymnasiums, athletic clubs, and membership sports and recreation clubs -----	179	161	148 507	86 677	71.3	60 190	35 788	68.2	3 881	2 781
7999 pt. 84	Fairs -----	10	8	4 042	2 912	38.8	884	606	45.9	169	102
	Museums, art galleries, and botanical and zoological gardens -----	56	47	49 092	21 693	126.3	17 055	8 171	108.7	970	690
8011 pt.; 8021 pt.; 805, 6, 8, 9	Selected health services -----	379	310	6 786 370	3 932 674	72.6	3 095 973	1 957 678	58.1	124 852	100 442
8011 pt., 8021 pt.	Clinics of doctors of medicine and dentists -----	46	27	108 788	27 970	288.9	39 206	12 329	218.0	1 621	583
805	Nursing and personal care facilities -----	56	37	124 963	67 695	84.6	61 462	34 221	79.6	4 711	3 104
806	Hospitals -----	152	156	6 391 070	3 770 581	69.5	2 919 328	1 881 853	55.1	114 970	94 914
808, 9	Other health services -----	125	90	161 549	66 428	143.2	75 977	29 275	159.5	3 550	1 841
808	Home health care services -----	55	40	75 892	31 357	142.0	41 614	15 314	171.7	1 809	973
809	Miscellaneous health and allied services, n.e.c. -----	70	50	85 657	35 071	144.2	34 363	13 961	146.1	1 741	868
8111 pt.	Legal aid societies and similar legal services -----	30	28	39 924	12 613	216.5	12 013	6 552	83.3	449	315
823, 4, 9	Selected educational services -----	103	68	45 114	19 599	130.2	18 034	8 292	117.5	1 123	725
83	Social services -----	1 405	1 053	571 324	366 072	56.1	228 220	142 146	60.6	17 722	14 284
835	Child day care services -----	325	303	61 780	52 106	18.6	33 685	26 689	26.2	3 698	3 396
832, 3, 6, 9	Other social services -----	1 080	750	509 544	313 966	62.3	194 535	115 457	68.5	14 024	10 888
861, 2, 4, 9	Selected membership organizations -----	1 445	1 297	595 129	330 419	80.1	185 328	112 481	64.8	10 830	8 275
861	Business associations -----	346	289	201 549	117 967	70.9	56 786	38 938	45.8	1 882	1 721
864	Civic, social, and fraternal associations -----	694	625	189 899	110 212	72.3	63 488	40 055	58.5	6 086	4 573
862, 9	Other membership organizations -----	405	383	203 681	102 240	99.2	65 054	33 488	94.3	2 862	1 981
873, 4 ex. 8744	Research, testing, and consulting services, except facilities support management services -----	92	68	265 737	81 355	226.6	63 478	31 236	103.2	1 596	972
873	Research, development, and testing services -----	51	47	(D)	71 518	(D)	(D)	27 723	(D)	GG	805
8731	Commercial physical and biological research -----	3	5	(D)	1 160	(D)	(D)	540	(D)	BB	47
8732	Commercial economic, sociological, and educational research -----	3	3	1 066	(D)	(D)	386	(D)	(D)	16	AA
8733	Noncommercial research organizations -----	39	35	(D)	(D)	(D)	(D)	(D)	(D)	GG	FF
8734	Testing laboratories -----	6	4	2 142	(D)	(D)	1 172	(D)	(D)	29	BB
874 ex. 8744	Management and public relations services, except facilities support management services -----	41	21	(D)	9 837	(D)	(D)	3 513	(D)	EE	167

Table 4. Summary Statistics for Firms Subject to Federal Income Tax for Counties and for

[Includes only establishments with payroll. For meaning of abbreviations and symbols, see introductory text. For explanation of terms and comparability of 1987 and 1992 censuses, see

Geographic area	Establishments (number)	Receipts (\$1,000)	Annual payroll (\$1,000)	First-quarter payroll (\$1,000)	Paid employees for pay period including March 12 (number)	Selected kind-of-business or operation groups							
						Hotels, rooming houses, camps, and other lodging places (except membership lodging) (SIC 70 ex. 704)		Personal services (SIC 72)		Business services (SIC 73)		Automotive repair, services, and parking (SIC 75)	
						Number	Receipts (\$1,000)	Number	Receipts (\$1,000)	Number	Receipts (\$1,000)	Number	Receipts (\$1,000)
1 Georgia	46 880	30 802 394	11 408 737	2 569 322	501 753	1 173	1 534 094	4 915	1 078 352	8 864	7 863 915	4 380	1 775 605
2 Appling County	65	13 513	3 759	852	253	3	395	10	1 254	7	1 486	11	3 892
3 Baxley	62	12 966	3 690	831	247	3	395	10	1 254	7	1 486	9	(D)
4 Balance of county	3	547	69	21	6	-	-	-	-	-	-	2	(D)
5 Atkinson County	9	1 336	403	82	34	-	-	1	(D)	-	-	1	(D)
6 Bacon County	42	8 803	2 844	604	172	1	(D)	5	693	3	657	6	890
7 Alma	37	8 235	2 727	577	161	1	(D)	5	693	3	657	4	(D)
8 Balance of county	5	568	117	27	11	-	-	-	-	-	-	2	(D)
9 Baker County	1	(D)	(D)	(D)	AA	-	-	-	-	-	-	-	-
10 Baldwin County	205	65 330	23 158	5 198	1 419	3	(D)	25	4 163	23	6 251	20	5 881
11 Milledgeville	177	51 849	17 956	3 860	1 000	3	(D)	21	3 243	19	(D)	17	(D)
12 Balance of county	28	13 481	5 202	1 338	419	-	-	4	920	4	(D)	3	(D)
13 Banks County	22	6 672	1 469	361	154	2	(D)	3	(D)	2	(D)	2	(D)
14 Barrow County	118	47 150	18 903	4 265	893	1	(D)	24	3 575	11	1 727	9	1 834
15 Auburn (part) ▲	3	805	405	78	24	-	-	-	-	-	-	-	-
16 Winder	94	42 443	17 165	3 883	778	1	(D)	22	(D)	7	1 431	6	1 169
17 Balance of county	21	3 902	1 333	304	91	-	-	2	(D)	4	296	3	665
18 Bartow County	275	117 959	39 374	8 849	2 122	17	7 037	44	12 836	38	13 058	18	6 128
19 Cartersville	211	96 942	32 123	7 200	1 732	12	4 668	33	5 547	25	10 651	9	3 646
20 Balance of county	64	21 017	7 251	1 649	390	5	2 369	11	7 289	13	2 407	9	2 482
21 Ben Hill County	85	28 553	8 146	2 066	635	3	(D)	10	1 891	8	3 444	11	2 207
22 Fitzgerald (part) ▲	74	25 551	7 470	1 893	536	3	(D)	10	1 891	7	1 400	7	1 400
23 Balance of county	11	3 002	676	173	99	-	-	-	-	1	(D)	4	807
24 Berrien County	47	19 029	6 862	1 579	378	1	(D)	8	664	3	(D)	6	740
25 Nashville	45	(D)	(D)	(D)	EE	1	(D)	7	(D)	3	(D)	6	740
26 Balance of county	2	(D)	(D)	(D)	AA	-	-	1	(D)	-	-	-	-
27 Bibb County	1 338	879 908	321 307	68 515	14 723	35	(D)	130	31 807	199	99 788	136	67 927
28 Macon (part) ▲	1 233	(D)	(D)	(D)	JJ	28	(D)	120	30 551	176	(D)	125	63 372
29 Balance of county	105	(D)	(D)	(D)	GG	7	3 971	10	1 256	23	(D)	11	4 555
30 Bleckley County	45	9 373	3 144	734	259	1	(D)	9	1 220	2	(D)	3	869
31 Cochran	34	7 784	2 832	645	209	1	(D)	7	(D)	2	(D)	-	-
32 Balance of county	11	1 589	312	89	50	-	-	2	(D)	-	-	3	869
33 Brantley County	18	1 678	395	65	46	-	-	3	242	1	(D)	1	(D)
34 Brooks County	42	6 454	1 838	391	143	1	(D)	6	621	3	(D)	8	1 452
35 Quitman	37	5 804	1 715	363	130	1	(D)	6	621	2	(D)	7	(D)
36 Balance of county	5	650	123	28	13	-	-	-	-	1	(D)	1	(D)
37 Bryan County	56	13 436	4 269	881	307	9	4 428	6	637	4	172	4	(D)
38 Richmond Hill	20	6 175	2 319	460	124	6	1 653	2	(D)	1	(D)	1	(D)
39 Balance of county	36	7 261	1 950	421	183	3	2 775	4	(D)	3	(D)	3	(D)
40 Bulloch County	256	89 978	33 481	7 265	1 921	13	4 305	25	3 618	31	8 058	24	5 704
41 Statesboro	227	78 189	28 584	6 112	1 489	11	(D)	23	(D)	29	(D)	19	5 185
42 Balance of county	29	11 789	4 897	1 153	432	2	(D)	2	(D)	2	(D)	5	519
43 Burke County	56	16 655	6 333	1 474	457	1	(D)	8	1 034	3	(D)	7	905
44 Waynesboro	45	12 693	4 915	1 129	349	1	(D)	7	(D)	1	(D)	5	(D)
45 Balance of county	11	3 962	1 418	345	108	-	-	1	(D)	2	(D)	2	(D)
46 Butts County	57	17 053	6 475	1 431	524	-	-	11	688	6	433	5	1 104
47 Jackson	49	16 236	6 204	1 368	504	-	-	9	(D)	3	(D)	4	(D)
48 Balance of county	8	817	271	63	20	-	-	2	(D)	3	(D)	1	(D)
49 Calhoun County	12	1 167	414	72	27	-	-	4	259	2	(D)	2	(D)
50 Camden County	144	83 725	34 235	8 419	1 861	11	9 156	19	2 383	19	8 615	14	3 572
51 Kingsland	16	7 607	2 653	488	215	4	3 899	2	(D)	2	(D)	2	(D)
52 St. Marys	84	29 847	10 831	2 438	662	2	(D)	9	(D)	9	5 089	10	2 380
53 Balance of county	44	46 271	20 751	5 493	984	5	(D)	8	(D)	8	(D)	2	(D)
54 Candler County	38	14 844	6 544	1 492	436	2	(D)	5	674	3	141	2	(D)
55 Metter	36	(D)	(D)	(D)	EE	2	(D)	5	674	3	141	2	(D)
56 Balance of county	2	(D)	(D)	(D)	BB	-	-	-	-	-	-	-	-
57 Carroll County	367	147 947	56 602	12 013	2 915	8	3 476	41	6 245	58	24 437	48	9 456
58 Bremen (part) ▲	1	(D)	(D)	(D)	AA	1	(D)	-	-	-	-	-	-
59 Carrollton	258	111 511	43 166	8 856	2 154	4	(D)	26	4 454	42	21 341	32	6 911
60 Villa Rica (part) ▲	30	13 653	3 761	896	226	3	(D)	6	1 037	2	(D)	3	(D)
61 Balance of county	78	(D)	(D)	(D)	FF	-	-	9	754	14	(D)	13	(D)
62 Catoosa County	167	75 264	27 441	5 818	1 420	7	1 419	23	2 224	30	8 558	20	8 121
63 Fort Oglethorpe (part) ▲	64	47 469	18 614	3 858	819	-	-	12	1 235	8	(D)	3	(D)
64 Balance of county	103	27 795	8 827	1 960	601	7	1 419	11	989	22	(D)	17	(D)
65 Charlton County	22	4 550	1 518	380	140	1	(D)	1	(D)	-	-	1	(D)
66 Chatham County	1 670	901 555	348 515	75 535	16 248	71	85 118	187	41 296	280	145 635	161	62 703
67 Garden City	83	52 600	17 102	3 692	701	4	(D)	12	1 823	17	17 140	19	12 230
68 Pooler	19	7 331	2 493	593	220	2	(D)	4	222	3	(D)	2	(D)
69 Port Wentworth	24	18 815	5 443	1 170	329	-	-	6	915	6	12 453	5	2 061
70 Savannah	1 267	713 223	281 173	60 509	12 616	43	(D)	138	34 856	204	97 285	109	39 729
71 Thunderbolt	5	3 556	1 145	265	45	-	-	-	-	2	(D)	1	(D)
72 Tybee Island	8	4 718	1 316	307	139	4	2 140	-	-	1	(D)	-	-
73 Balance of county	264	101 312	39 843	8 999	2 198	18	(D)	27	3 480	47	(D)	25	8 240
74 Chattahoochee County	7	2 502	697	131	55	-	-	3	(D)	1	(D)	2	(D)
75 Chattooga County	51	13 105	3 726	758	221	-	-	5	(D)	4	287	5	619
76 Summerville	31	10 036	2 977	637	178	-	-	3	(D)	3	(D)	-	-
77 Balance of county	20	3 069	749	121	43	-	-	2	(D)	1	(D)	5	619
78 Cherokee County	447	124 478	45 853	9 770	2 603	2	(D)	41	6 236	102	26 683	38	8 934
79 Canton	116	38 962	15 437	2 905	771	1	(D)	14	2 836	20	4 073	10	2 865
80 Woodstock	186	55 577	19 784	4 619	1 287	-	-	15	(D)	44	15 311	12	2 934
81 Balance of county	145	29 939	10 632	2 246	545	1	(D)	12	(D)	38	7 299	16	3 135

Places With 2,500 Inhabitants or More: 1992

appendix A. For information on geographic areas followed by ▲, see appendix F]

Selected kind-of-business or operation groups —Con.														
Miscellaneous repair services (SIC 76)		Amusement and recreation services, including motion pictures and museums (SIC 78, 79, 84)		Health services (SIC 80)		Legal services (SIC 81)		Selected educational services (SIC 823, 4, 9)		Social services (SIC 83)		Engineering, accounting, research, management, and related services (except noncommercial research organizations) (SIC 87 ex. 8733)		
Number	Receipts (\$1,000)	Number	Receipts (\$1,000)	Number	Receipts (\$1,000)	Number	Receipts (\$1,000)	Number	Receipts (\$1,000)	Number	Receipts (\$1,000)	Number	Receipts (\$1,000)	
1 927	837 414	2 360	1 628 216	11 089	8 625 370	3 758	2 141 496	353	166 112	1 822	383 269	5 952	4 605 264	1
8	1 171	3	(D)	15	4 557	4	305	—	—	2	(D)	2	(D)	2
7	(D)	3	(D)	15	4 557	4	305	—	—	2	(D)	2	(D)	3
1	(D)	—	—	—	—	—	—	—	—	—	—	—	—	4
—	—	1	(D)	3	790	1	(D)	—	—	2	(D)	—	—	5
2	(D)	3	155	10	3 519	5	1 256	—	—	2	(D)	4	485	6
2	(D)	2	(D)	10	3 519	5	1 256	—	—	—	—	4	485	7
—	—	1	(D)	—	—	—	—	—	—	2	(D)	—	—	8
—	—	—	—	—	—	1	(D)	—	—	—	—	—	—	9
8	1 020	10	2 476	68	34 139	17	3 921	—	—	8	1 321	22	3 253	10
4	776	9	(D)	61	24 853	17	3 921	—	—	7	(D)	19	(D)	11
4	244	1	(D)	7	9 286	—	—	—	—	1	(D)	3	(D)	12
—	—	4	(D)	3	633	3	669	—	—	2	(D)	1	(D)	13
7	1 715	5	875	31	32 274	6	1 605	1	(D)	5	(D)	18	3 009	14
—	—	—	—	1	(D)	—	—	—	—	1	(D)	1	(D)	15
3	(D)	4	(D)	27	31 202	6	1 605	1	(D)	4	(D)	13	2 043	16
4	(D)	1	(D)	3	(D)	—	—	—	—	—	—	4	(D)	17
6	(D)	15	3 217	66	56 592	25	3 861	2	(D)	12	2 375	30	11 383	18
6	(D)	11	2 825	55	51 961	24	(D)	1	(D)	8	(D)	25	10 371	19
—	—	4	392	11	4 631	1	(D)	1	(D)	4	(D)	5	1 012	20
5	1 333	8	3 267	24	10 932	7	2 105	—	—	5	(D)	4	1 026	21
4	(D)	7	(D)	24	10 932	7	2 105	—	—	3	(D)	2	(D)	22
1	(D)	1	(D)	—	—	—	—	—	—	2	(D)	2	(D)	23
2	(D)	2	(D)	13	13 578	6	1 053	—	—	4	427	2	(D)	24
1	(D)	2	(D)	13	13 578	6	1 053	—	—	4	427	2	(D)	25
1	(D)	—	—	—	—	—	—	—	—	—	—	—	—	26
65	32 689	67	20 104	382	469 009	111	60 232	7	(D)	58	10 300	146	62 479	27
56	30 085	63	19 472	363	(D)	111	60 232	5	(D)	52	(D)	133	58 009	28
9	2 604	4	632	19	(D)	—	—	2	(D)	6	(D)	13	4 470	29
1	(D)	2	(D)	10	4 652	6	367	1	(D)	5	285	5	1 048	30
1	(D)	2	(D)	10	4 652	6	367	1	(D)	2	(D)	3	(D)	31
—	—	—	—	—	—	—	—	—	—	3	(D)	2	(D)	32
3	143	3	518	—	—	1	(D)	—	—	2	(D)	4	314	33
7	979	3	(D)	6	1 114	5	710	—	—	—	—	3	251	34
5	(D)	3	(D)	6	1 114	5	710	—	—	—	—	2	(D)	35
2	(D)	—	—	—	—	—	—	—	—	—	—	1	(D)	36
2	(D)	3	(D)	10	4 301	6	1 196	—	—	6	(D)	5	878	37
—	—	1	(D)	3	(D)	2	(D)	—	—	1	(D)	3	(D)	38
2	(D)	2	(D)	7	(D)	4	(D)	—	—	5	(D)	2	(D)	39
10	1 772	16	3 707	71	45 271	22	9 180	2	(D)	18	(D)	23	6 748	40
7	(D)	12	(D)	66	37 899	22	9 180	1	(D)	15	995	22	(D)	41
3	(D)	4	(D)	5	7 372	—	—	1	(D)	3	(D)	1	(D)	42
6	1 397	5	862	15	9 916	4	356	—	—	4	925	3	(D)	43
3	207	5	862	13	(D)	4	356	—	—	3	(D)	3	(D)	44
3	1 190	—	—	2	(D)	—	—	—	—	1	(D)	—	—	45
3	(D)	5	689	13	11 675	8	914	—	—	3	785	3	(D)	46
1	(D)	5	689	13	11 675	8	914	—	—	3	785	3	(D)	47
2	(D)	—	—	—	—	—	—	—	—	—	—	—	—	48
1	(D)	—	—	1	(D)	1	(D)	—	—	1	(D)	—	—	49
5	(D)	7	2 548	36	10 607	11	2 130	—	—	5	(D)	17	42 613	50
—	—	—	—	5	1 510	—	—	—	—	1	(D)	—	—	51
5	(D)	7	2 548	22	6 987	6	(D)	—	—	4	(D)	10	(D)	52
—	—	—	—	9	2 110	5	(D)	—	—	—	—	7	(D)	53
3	(D)	4	1 161	9	9 020	2	(D)	—	—	1	(D)	7	774	54
3	(D)	3	(D)	8	(D)	2	(D)	—	—	1	(D)	7	774	55
—	—	1	(D)	1	(D)	—	—	—	—	—	—	—	—	56
28	8 298	14	6 030	106	73 818	21	8 635	2	(D)	14	(D)	27	5 442	57
—	—	—	—	—	—	—	—	—	—	—	—	—	—	58
16	3 661	9	(D)	80	56 060	20	(D)	1	(D)	8	1 488	20	5 032	59
3	(D)	2	(D)	8	4 265	—	—	—	—	1	(D)	2	(D)	60
9	(D)	3	(D)	18	13 493	1	(D)	1	(D)	5	(D)	5	(D)	61
6	1 970	17	4 687	38	44 008	9	(D)	1	(D)	8	1 725	8	(D)	62
—	—	6	2 240	26	(D)	4	(D)	—	—	3	646	2	(D)	63
6	1 970	11	2 447	12	(D)	5	(D)	1	(D)	5	1 079	6	(D)	64
2	(D)	5	894	6	2 621	2	(D)	—	—	2	(D)	2	(D)	65
89	37 033	78	26 806	402	307 929	142	72 366	12	(D)	61	(D)	179	78 011	66
10	11 009	2	(D)	12	4 988	1	(D)	—	—	2	(D)	4	(D)	67
1	(D)	1	(D)	2	(D)	—	—	—	—	1	(D)	3	186	68
3	(D)	—	—	1	(D)	—	—	—	—	1	(D)	1	(D)	69
56	(D)	58	23 515	335	263 053	128	68 544	10	(D)	46	15 375	134	66 482	70
1	(D)	1	(D)	—	—	—	—	—	—	—	—	—	—	71
—	—	1	(D)	1	(D)	—	—	—	—	1	(D)	—	—	72
18	(D)	15	(D)	51	(D)	13	(D)	1	(D)	10	(D)	37	(D)	73
—	—	1	(D)	—	—	—	—	—	—	—	—	—	—	74
2	(D)	6	675	17	7 306	9	2 522	—	—	1	(D)	2	(D)	75
1	(D)	1	(D)	12	5 690	9	2 522	—	—	—	—	2	(D)	76
1	(D)	5	(D)	5	1 616	—	—	—	—	1	(D)	—	—	77
17	6 190	41	12 052	95	39 904	22	6 388	5	(D)	27	6 481	56	10 050	78
—	—	10	1 389	36	21 309	12	4 069	1	(D)	4	870	8	(D)	79
12	4 197	15	5 047	37	13 680	9	(D)	1	(D)	14	3 777	27	6 664	80
5	1 993	16	5 616	22	4 915	1	(D)	3	(D)	9	1 834	21	(D)	81

SERVICE INDUSTRIES—GEOGRAPHIC AREA SERIES

GEORGIA GA-21

Places With 2,500 Inhabitants or More: 1992 —Con.

appendix A. For information on geographic areas followed by ▲, see appendix F]

Selected kind-of-business or operation groups —Con.														
Miscellaneous repair services (SIC 76)		Amusement and recreation services, including motion pictures and museums (SIC 78, 79, 84)		Health services (SIC 80)		Legal services (SIC 81)		Selected educational services (SIC 823, 4, 9)		Social services (SIC 83)		Engineering, accounting, research, management, and related services (except noncommercial research organizations) (SIC 87 ex. 8733)		
Number	Receipts (\$1,000)	Number	Receipts (\$1,000)	Number	Receipts (\$1,000)	Number	Receipts (\$1,000)	Number	Receipts (\$1,000)	Number	Receipts (\$1,000)	Number	Receipts (\$1,000)	
24	(D)	47	23 901	224	149 915	55	26 952	6	(D)	31	6 799	77	18 805	1
24	(D)	47	23 901	224	149 915	55	26 952	6	(D)	31	6 799	77	18 805	2
24	(D)	47	23 901	224	149 915	55	26 952	6	(D)	31	6 799	77	18 805	3
-	-	-	-	3	(D)	-	-	-	-	-	-	-	-	4
55	24 936	56	22 339	297	221 646	67	15 719	8	(D)	49	12 724	73	33 085	5
5	(D)	-	-	8	3 601	-	-	-	-	2	(D)	2	808	6
9	6 764	9	1 353	25	9 332	7	2 264	-	-	9	2 046	11	5 742	7
5	1 455	2	(D)	30	12 577	41	8 681	1	(D)	7	2 219	14	5 862	8
5	4 113	2	(D)	3	(D)	-	-	-	-	3	703	2	(D)	9
2	(D)	10	9 917	22	19 501	4	1 033	-	-	-	-	2	(D)	10
4	(D)	8	4 308	92	77 936	-	-	3	(D)	6	1 144	6	2 585	11
25	6 809	25	6 292	117	(D)	15	3 741	4	(D)	22	(D)	36	(D)	12
-	-	1	(D)	7	3 755	5	2 075	-	-	1	(D)	1	(D)	13
-	-	1	(D)	7	3 755	5	2 075	-	-	1	(D)	-	(D)	14
-	-	-	-	-	-	-	-	-	-	-	-	-	(D)	15
145	62 373	216	174 420	947	654 749	310	124 467	51	30 660	140	33 004	718	744 639	16
2	(D)	5	2 620	20	4 986	2	(D)	1	(D)	5	540	12	808	17
6	(D)	4	(D)	16	7 556	4	340	-	-	1	(D)	1	(D)	18
10	3 113	12	7 277	31	14 192	6	(D)	1	(D)	8	(D)	25	18 096	19
22	14 043	30	11 701	231	226 810	139	37 210	7	(D)	25	6 667	106	118 509	20
2	(D)	1	(D)	11	3 274	1	(D)	-	-	5	703	6	(D)	21
12	5 424	18	7 714	109	82 680	19	3 535	3	415	9	2 314	31	11 346	22
91	36 223	146	(D)	529	315 251	139	(D)	39	(D)	87	(D)	537	595 253	23
8	1 661	16	6 790	46	18 077	18	4 127	-	-	4	524	15	2 996	24
3	943	14	(D)	43	(D)	18	4 127	-	-	3	(D)	14	(D)	25
5	718	2	(D)	3	(D)	-	-	-	-	1	(D)	1	(D)	26
8	2 497	8	1 356	57	27 313	13	3 339	-	-	14	1 401	16	5 177	27
8	2 497	7	(D)	57	27 313	13	3 339	-	-	14	1 401	15	(D)	28
-	-	1	(D)	-	-	-	-	-	-	-	-	-	(D)	29
16	5 195	20	5 159	63	28 720	11	2 878	1	(D)	20	(D)	36	(D)	30
1	(D)	1	(D)	3	(D)	-	-	-	-	-	-	1	(D)	31
15	(D)	19	(D)	60	(D)	11	2 878	1	(D)	20	(D)	35	(D)	32
4	830	2	(D)	14	16 826	6	471	-	-	-	-	4	(D)	33
3	(D)	2	(D)	13	(D)	6	471	-	-	-	-	4	(D)	34
1	(D)	-	-	1	(D)	-	-	-	-	-	-	-	(D)	35
9	1 999	15	3 490	59	77 210	14	7 244	3	(D)	18	2 908	30	6 271	36
7	(D)	13	(D)	52	73 742	12	(D)	1	(D)	8	1 330	21	4 884	37
2	(D)	2	(D)	7	3 468	2	(D)	2	(D)	10	1 578	9	1 387	38
2	(D)	1	(D)	2	(D)	1	(D)	1	(D)	1	(D)	4	(D)	39
5	1 559	5	1 197	34	13 531	6	(D)	-	-	2	(D)	10	1 423	40
2	(D)	5	1 197	31	12 479	6	(D)	-	-	2	(D)	9	(D)	41
3	(D)	-	-	3	1 052	-	-	-	-	-	-	1	(D)	42
3	(D)	4	966	8	1 678	2	(D)	-	-	1	(D)	2	(D)	43
4	(D)	4	(D)	4	626	-	-	1	(D)	2	(D)	2	(D)	44
7	790	5	951	35	11 308	7	1 826	1	(D)	6	651	9	2 161	45
6	(D)	5	951	35	11 308	7	1 826	1	(D)	6	651	8	(D)	46
1	(D)	-	-	-	-	-	-	-	-	6	651	8	(D)	47
189	122 668	233	137 830	1 129	1 085 194	378	162 741	52	26 172	209	47 746	888	800 133	48
4	499	7	1 829	18	4 492	9	2 928	1	(D)	12	1 349	21	(D)	49
17	28 431	10	4 764	18	8 825	5	848	5	1 690	6	565	22	8 015	50
2	(D)	1	(D)	10	6 744	3	649	-	-	4	(D)	6	(D)	51
3	(D)	7	2 391	84	63 475	112	41 540	1	(D)	8	2 090	43	68 716	52
25	6 358	16	3 629	26	7 478	14	2 863	1	(D)	6	1 181	27	24 056	53
4	1 239	12	5 172	29	10 793	7	1 824	4	(D)	4	1 048	32	17 023	54
134	85 554	180	944	944	983 387	228	112 089	40	23 101	169	(D)	737	623 099	55
2	(D)	5	623	30	15 772	4	791	-	-	6	648	14	2 968	56
2	(D)	5	623	29	(D)	4	791	-	-	5	(D)	12	(D)	57
-	-	-	-	1	(D)	-	-	-	-	1	(D)	2	(D)	58
3	(D)	2	(D)	10	3 390	4	1 342	-	-	1	(D)	1	(D)	59
-	-	-	-	5	710	3	(D)	-	-	-	-	1	(D)	60
3	(D)	2	(D)	5	2 680	1	(D)	-	-	-	-	-	(D)	61
-	-	-	-	-	-	-	-	-	-	-	-	-	(D)	62
31	(D)	30	8 587	187	173 920	69	23 637	6	(D)	36	18 910	65	33 956	63
29	11 497	29	(D)	186	(D)	69	23 637	5	(D)	34	(D)	59	33 781	64
2	(D)	1	(D)	1	(D)	-	-	1	(D)	2	(D)	6	175	65
35	15 664	26	7 791	128	101 873	26	6 820	1	(D)	19	(D)	44	18 348	66
2	(D)	-	-	-	-	-	-	-	-	-	-	-	-	67
16	7 275	16	5 729	66	33 509	23	(D)	-	-	13	2 685	27	14 764	68
-	(D)	10	2 062	62	68 364	3	(D)	1	(D)	6	(D)	17	3 584	69
1	(D)	2	(D)	10	4 034	3	(D)	1	(D)	2	(D)	6	947	70
1	(D)	1	(D)	8	(D)	3	(D)	1	(D)	2	(D)	6	947	71
-	-	1	(D)	2	(D)	-	-	-	-	-	-	-	-	72
-	-	-	-	-	-	-	-	-	-	-	-	-	-	73
-	-	-	-	-	-	-	-	-	-	-	-	-	-	74
4	(D)	4	(D)	14	3 795	5	1 293	-	-	6	452	5	835	75
-	-	-	-	4	674	3	(D)	-	-	-	-	1	(D)	76
4	(D)	4	(D)	10	3 121	2	(D)	-	-	6	452	4	(D)	77
8	2 457	8	1 095	20	11 166	7	1 300	-	-	1	(D)	8	2 804	78
6	(D)	4	281	19	(D)	7	1 300	-	-	1	(D)	6	(D)	79
2	(D)	4	814	1	-	-	-	-	-	-	-	2	(D)	80
5	906	4	735	22	7 796	7	1 844	-	-	15	1 035	11	3 870	81
5	906	3	(D)	21	(D)	7	1 844	-	-	15	1 035	11	3 870	82
-	-	1	(D)	1	(D)	-	-	-	-	-	-	-	-	83
5	3 245	3	754	12	3 653	3	(D)	-	-	3	162	4	373	84

SERVICE INDUSTRIES—GEOGRAPHIC AREA SERIES

GEORGIA GA-23

Table 4. Summary Statistics for Firms Subject to Federal Income Tax for Counties and for

[Includes only establishments with payroll. For meaning of abbreviations and symbols, see introductory text. For explanation of terms and comparability of 1987 and 1992 censuses, see

Geographic area	Establishments (number)	Receipts (\$1,000)	Annual payroll (\$1,000)	First-quarter payroll (\$1,000)	Paid employees for pay period including March 12 (number)	Selected kind-of-business or operation groups							
						Hotels, rooming houses, camps, and other lodging places (except membership lodging) (SIC 70 ex. 704)		Personal services (SIC 72)		Business services (SIC 73)		Automotive repair, services, and parking (SIC 75)	
						Number	Receipts (\$1,000)	Number	Receipts (\$1,000)	Number	Receipts (\$1,000)	Number	Receipts (\$1,000)
1 Fannin County	70	24 152	7 984	1 818	521	3	(D)	7	509	5	373	5	1 034
2 Fayette County	427	147 476	54 973	11 556	3 149	1	(D)	50	6 734	79	16 862	40	14 704
3 Fayetteville	194	66 648	25 303	5 418	1 267	-	-	28	3 353	27	6 907	23	7 878
4 Peachtree City	134	59 992	22 069	4 803	1 328	1	(D)	11	2 110	32	6 565	5	4 878
5 Tyrone	7	1 305	501	51	21	-	-	3	208	-	-	-	-
6 Balance of county	92	19 531	7 100	1 284	533	-	-	8	1 063	20	3 390	12	1 948
7 Floyd County	473	342 015	135 515	28 926	6 480	8	6 045	60	21 306	58	23 525	37	8 452
8 Rome	411	329 374	131 389	27 988	6 065	7	(D)	50	20 370	45	22 532	32	7 536
9 Balance of county	62	12 641	4 126	938	415	1	(D)	10	936	13	993	5	916
10 Forsyth County	229	81 486	25 481	6 323	1 502	1	(D)	38	4 285	39	20 620	22	5 950
11 Cumming	36	20 064	7 761	2 161	542	1	(D)	8	1 051	8	3 291	1	(D)
12 Balance of county	193	61 422	17 720	4 162	960	-	-	30	3 234	31	17 329	21	(D)
13 Franklin County	77	31 052	8 747	1 846	512	1	(D)	8	1 588	8	1 789	19	7 751
14 Royston (part) ▲	9	(D)	(D)	(D)	BB	-	-	2	(D)	-	-	1	(D)
15 Balance of county	68	(D)	(D)	(D)	EE	1	(D)	6	(D)	8	1 789	18	(D)
16 Fulton County	9 219	10 170 257	3 889 922	887 662	142 183	150	(D)	688	213 809	2 218	3 155 681	652	388 124
17 Alpharetta	308	251 045	82 324	25 994	2 420	1	(D)	26	6 063	87	136 302	18	6 896
18 Atlanta (part) ▲	5 214	6 441 829	2 497 758	565 692	90 468	87	(D)	377	(D)	1 224	1 663 324	441	220 743
19 College Park (part) ▲	146	148 273	39 938	9 631	2 156	11	(D)	15	(D)	15	(D)	16	(D)
20 East Point	248	225 906	78 999	17 640	3 888	10	19 618	25	11 186	30	40 462	33	69 581
21 Fairburn	37	10 648	3 578	796	242	1	(D)	4	(D)	5	(D)	4	778
22 Hapeville	82	74 493	31 843	7 328	2 379	5	(D)	9	(D)	17	24 423	16	5 467
23 Palmetto (part) ▲	3	(D)	(D)	(D)	AA	-	-	1	(D)	-	-	1	(D)
24 Roswell	767	449 898	161 500	34 820	7 159	3	10 398	78	15 167	206	114 362	51	18 096
25 Union City	60	21 427	6 929	1 293	422	1	(D)	16	3 289	3	(D)	5	2 301
26 Balance of county	2 354	(D)	(D)	(D)	KK	31	46 292	137	37 707	610	1 131 794	67	(D)
27 Gilmer County	67	23 138	6 786	1 560	347	3	(D)	6	880	3	528	8	1 475
28 Glascock County	4	(D)	(D)	(D)	BB	1	(D)	1	(D)	-	-	-	-
29 Glynn County	561	361 817	141 711	31 635	7 959	35	115 841	57	8 480	96	35 422	43	10 522
30 Brunswick	363	200 740	85 505	18 364	4 314	17	17 998	40	7 002	57	23 784	35	9 210
31 Balance of county	198	161 077	56 206	13 271	3 645	18	97 843	17	1 478	39	11 638	8	1 312
32 Gordon County	164	44 679	17 054	3 656	1 039	16	3 390	19	6 031	23	6 654	17	2 330
33 Calhoun	131	36 009	13 275	2 795	760	11	2 778	17	(D)	16	5 819	13	1 595
34 Balance of county	33	8 670	3 779	861	279	5	612	2	(D)	7	835	4	735
35 Grady County	68	18 622	6 890	1 627	578	3	848	7	1 191	7	3 683	11	2 286
36 Cairo	60	14 147	5 211	1 221	431	3	848	7	1 191	4	3 103	8	(D)
37 Balance of county	8	4 475	1 679	406	147	-	-	-	-	3	580	3	(D)
38 Greene County	53	12 370	5 051	1 165	304	2	(D)	7	807	5	790	9	1 361
39 Greensboro	38	7 887	3 089	680	191	2	(D)	4	(D)	4	(D)	5	809
40 Balance of county	15	4 483	1 962	485	113	-	-	3	(D)	1	(D)	4	552
41 Gwinnett County	3 389	2 308 813	815 954	182 539	33 597	47	(D)	312	64 733	892	905 126	293	103 051
42 Auburn (part) ▲	-	-	-	-	-	-	-	-	-	-	-	-	-
43 Buford (part) ▲	95	(D)	(D)	(D)	FF	1	(D)	13	2 825	15	4 520	16	3 712
44 Duluth	274	145 982	55 098	11 893	2 225	3	(D)	27	4 590	70	58 865	14	5 556
45 Lawrenceville	432	195 705	75 981	15 793	3 144	2	(D)	32	6 813	84	31 011	41	11 722
46 Lilburn	227	64 503	24 358	5 160	2 436	1	(D)	30	4 545	41	10 659	34	10 249
47 Loganville (part) ▲	1	(D)	(D)	(D)	AA	-	-	-	-	-	-	-	-
48 Norcross	432	404 637	141 829	32 939	5 581	10	14 353	29	4 606	146	169 019	32	15 679
49 Snellville	215	129 344	51 942	12 619	1 997	-	-	28	6 224	39	8 227	13	3 364
50 Sugar Hill	13	4 759	1 925	387	87	-	-	1	(D)	2	(D)	2	(D)
51 Balance of county	1 700	(D)	(D)	(D)	JJ	30	49 380	152	(D)	495	(D)	141	(D)
52 Habersham County	149	37 731	12 176	2 882	760	7	1 801	21	3 104	20	6 799	16	2 533
53 Cornelia	73	18 378	5 063	1 181	318	3	(D)	12	1 604	10	4 908	12	2 167
54 Balance of county	76	19 353	7 113	1 701	442	4	(D)	9	1 500	10	1 891	4	366
55 Hall County	664	343 707	131 401	28 911	6 379	14	31 474	72	10 994	94	48 142	61	15 094
56 Buford (part) ▲	4	(D)	(D)	(D)	EE	2	(D)	-	-	-	-	-	-
57 Gainesville	487	271 034	110 440	24 364	4 888	9	(D)	54	9 569	57	41 259	39	10 375
58 Balance of county	173	(D)	(D)	(D)	GG	3	(D)	18	1 425	37	6 883	22	4 719
59 Hancock County	20	6 912	2 842	636	220	-	-	6	391	1	(D)	3	(D)
60 Haralson County	80	29 555	7 879	1 718	536	1	(D)	9	1 842	13	(D)	12	3 603
61 Bremen (part) ▲	35	(D)	(D)	(D)	EE	1	(D)	6	(D)	4	(D)	3	(D)
62 Tallapoosa	25	5 507	1 540	361	98	-	-	2	(D)	5	247	8	2 585
63 Balance of county	20	(D)	(D)	(D)	CC	-	-	1	(D)	4	(D)	1	(D)
64 Harris County	44	30 747	8 841	2 015	725	5	(D)	4	(D)	9	(D)	2	(D)
65 West Point (part) ▲	2	(D)	(D)	(D)	AA	-	-	-	-	1	(D)	-	-
66 Balance of county	42	(D)	(D)	(D)	FF	5	(D)	4	(D)	8	(D)	2	(D)
67 Hart County	65	19 863	7 249	1 660	384	1	(D)	5	1 137	6	2 265	6	563
68 Hartwell	60	19 480	7 144	1 645	379	1	(D)	4	(D)	5	(D)	4	(D)
69 Royston (part) ▲	1	(D)	(D)	(D)	AA	-	-	-	-	1	(D)	-	-
70 Balance of county	4	(D)	(D)	(D)	AA	-	-	1	(D)	-	-	2	(D)
71 Heard County	15	3 347	1 207	305	98	1	(D)	4	424	-	-	2	(D)
72 Henry County	285	104 008	36 775	7 764	2 583	15	7 602	28	3 489	43	17 806	25	6 238
73 Hampton	11	15 282	2 143	493	92	-	-	-	-	-	-	1	(D)
74 McDonough	71	27 356	10 778	2 411	690	8	4 003	9	1 439	9	3 964	5	(D)
75 Stockbridge	47	12 956	5 133	981	202	-	-	11	1 473	5	1 480	4	704
76 Balance of county	156	48 414	18 721	3 879	1 599	7	3 599	8	577	29	12 362	15	3 851
77 Houston County	533	212 328	86 829	18 749	4 846	30	(D)	66	8 052	68	35 513	63	15 103
78 Centerville	15	3 168	1 194	291	94	-	-	2	(D)	4	277	-	-
79 Perry (part) ▲	99	(D)	(D)	(D)	FF	17	(D)	10	1 350	7	814	10	(D)
80 Warner Robins	386	170 681	71 339	15 191	3 738	13	6 856	48	5 987	45	32 067	49	12 373
81 Balance of county	33	(D)	(D)	(D)	CC	-	-	6	(D)	12	2 355	4	(D)
82 Irwin County	27	6 842	2 837	625	181	-	-	3	276	2	(D)	4	152
83 Fitzgerald (part) ▲	-	-	-	-	-	-	-	-	-	-	-	-	-
84 Ocala	26	(D)	(D)	(D)	(D)	-	-	3	276	2	(D)	4	152
85 Balance of county	1	(D)	(D)	(D)	CC	-	-	-	-	-	-	-	-

Places With 2,500 Inhabitants or More: 1992 —Con.

appendix A. For information on geographic areas followed by ▲, see appendix F]

Selected kind-of-business or operation groups —Con.														
Miscellaneous repair services (SIC 76)		Amusement and recreation services, including motion pictures and museums (SIC 78, 79, 84)		Health services (SIC 80)		Legal services (SIC 81)		Selected educational services (SIC 823, 4, 9)		Social services (SIC 83)		Engineering, accounting, research, management, and related services (except noncommercial research organizations) (SIC 87 ex. 8733)		
Number	Receipts (\$1,000)	Number	Receipts (\$1,000)	Number	Receipts (\$1,000)	Number	Receipts (\$1,000)	Number	Receipts (\$1,000)	Number	Receipts (\$1,000)	Number	Receipts (\$1,000)	
3	(D)	10	1 423	21	17 326	5	1 023	—	—	6	243	5	798	1
21	(D)	31	12 329	92	50 829	30	8 139	3	(D)	20	(D)	59	16 026	2
8	(D)	16	8 969	43	27 104	18	4 462	1	(D)	9	2 156	21	3 458	3
4	(D)	6	(D)	34	17 774	11	(D)	1	(D)	6	1 302	23	9 766	4
9	(D)	9	(D)	1	(D)	1	(D)	1	(D)	2	(D)	1	(D)	5
20	10 134	29	8 587	134	227 244	42	13 791	3	(D)	23	3 921	57	18 654	7
16	9 969	20	6 662	125	221 768	42	13 791	3	(D)	17	(D)	52	17 993	8
4	165	9	1 925	9	5 476	—	—	—	—	6	(D)	5	661	9
12	3 350	16	10 423	44	24 882	15	3 257	7	(D)	9	1 928	26	5 103	10
1	(D)	2	(D)	14	13 580	—	—	—	—	1	(D)	1	(D)	11
11	(D)	14	(D)	30	11 302	15	3 257	7	(D)	9	1 928	25	(D)	12
2	(D)	3	(D)	13	15 031	8	1 422	—	—	7	413	8	1 826	13
—	—	—	—	3	(D)	2	(D)	—	—	1	(D)	—	—	14
2	(D)	3	(D)	10	(D)	6	(D)	—	—	6	(D)	8	1 826	15
197	206 940	371	640 243	2 101	1 789 768	985	1 188 473	78	39 789	229	71 541	1 478	1 851 845	16
12	4 267	19	9 437	74	62 405	10	(D)	1	(D)	13	3 939	44	16 958	17
102	76 908	205	508 701	1 076	913 776	744	1 101 033	40	(D)	114	33 751	762	(D)	18
3	(D)	10	(D)	23	7 645	9	2 811	4	(D)	5	(D)	14	(D)	19
13	19 848	4	(D)	92	53 593	8	1 504	—	—	13	2 824	18	5 312	20
4	697	4	1 128	8	4 526	3	503	—	—	—	—	4	376	21
4	(D)	4	(D)	11	8 912	3	917	—	—	1	(D)	12	10 641	22
—	—	—	—	1	(D)	—	—	—	—	—	—	—	—	23
18	9 683	35	15 929	177	190 877	30	5 892	12	2 512	19	4 709	130	48 198	24
2	(D)	7	5 853	11	3 639	4	390	—	—	4	(D)	6	3 919	25
39	93 217	83	(D)	628	(D)	174	(D)	21	(D)	60	24 432	488	456 947	26
4	(D)	8	993	18	12 645	5	985	—	—	1	(D)	11	1 768	27
—	—	—	—	1	(D)	—	—	—	—	—	—	—	(D)	28
18	5 973	29	10 404	152	138 175	48	16 607	1	(D)	19	8 192	59	11 544	29
14	(D)	18	(D)	105	104 539	39	13 610	—	—	10	(D)	28	7 407	30
4	(D)	11	(D)	47	33 636	9	2 997	1	(D)	9	(D)	31	4 137	31
7	767	13	2 447	40	17 274	12	2 770	—	—	6	917	11	2 099	32
4	471	11	(D)	35	12 296	11	(D)	—	—	4	(D)	9	(D)	33
3	296	2	(D)	5	4 978	1	(D)	—	—	2	(D)	2	(D)	34
7	1 002	2	(D)	18	7 346	4	685	—	—	2	(D)	6	1 315	35
6	(D)	2	(D)	17	(D)	4	685	—	—	2	(D)	6	1 315	36
1	(D)	—	—	1	(D)	—	—	—	—	—	—	—	—	37
—	—	6	2 242	11	4 765	5	982	—	—	2	(D)	6	1 174	38
—	—	4	(D)	8	2 250	4	(D)	—	—	2	(D)	5	(D)	39
—	—	2	(D)	3	2 515	1	(D)	—	—	—	—	1	(D)	40
163	79 251	152	220 458	637	367 419	165	49 845	32	7 480	127	34 115	533	390 088	41
—	—	—	(D)	—	(D)	—	(D)	—	—	—	(D)	—	(D)	42
8	(D)	2	(D)	12	(D)	10	2 346	1	(D)	3	(D)	14	3 476	43
14	2 790	12	2 556	77	24 641	14	6 207	3	(D)	7	1 428	31	33 165	44
16	6 271	20	8 458	122	91 920	40	9 391	5	1 455	19	7 878	48	18 753	45
8	2 470	12	2 166	53	25 360	8	2 753	3	460	9	1 425	26	3 731	46
—	—	—	—	—	—	1	(D)	—	—	—	—	—	—	47
27	19 686	16	48 482	48	17 388	29	8 672	3	(D)	13	3 095	77	101 379	48
4	431	11	7 829	79	96 301	3	(D)	2	(D)	9	1 539	26	4 785	49
1	(D)	1	(D)	5	1 912	—	—	—	—	—	—	1	(D)	50
85	(D)	78	149 576	241	(D)	60	19 955	15	(D)	67	(D)	310	(D)	51
4	955	10	2 017	36	14 041	15	3 389	—	—	9	913	11	2 179	52
3	(D)	4	1 038	11	3 186	10	2 537	—	—	4	477	4	1 007	53
1	(D)	6	979	25	10 855	5	852	—	—	5	436	7	1 172	54
33	9 465	34	17 544	188	161 024	52	20 108	7	(D)	22	3 445	84	24 639	55
1	(D)	—	—	1	(D)	—	—	—	—	—	—	—	—	56
17	4 250	18	6 194	162	149 602	51	(D)	6	(D)	9	(D)	64	19 973	57
15	(D)	16	11 350	25	(D)	1	(D)	1	(D)	13	(D)	20	4 666	58
—	—	—	—	6	5 429	1	(D)	—	—	1	(D)	1	(D)	59
1	(D)	2	(D)	24	10 883	7	3 115	—	—	4	270	7	1 387	60
—	—	—	—	13	6 557	5	(D)	—	—	—	(D)	2	(D)	61
1	(D)	1	(D)	6	1 465	1	(D)	—	—	1	(D)	—	(D)	62
—	—	—	—	5	2 861	1	(D)	—	—	2	(D)	5	(D)	63
4	(D)	6	(D)	3	(D)	3	455	—	—	1	(D)	7	(D)	64
—	—	—	—	—	—	—	—	—	—	—	—	—	(D)	65
4	(D)	6	(D)	3	(D)	3	455	—	—	1	(D)	6	617	66
4	978	2	(D)	26	11 166	8	1 756	—	—	4	293	3	(D)	67
4	978	2	(D)	25	(D)	8	1 756	—	—	4	293	3	(D)	68
—	—	—	—	1	(D)	—	—	—	—	—	—	—	(D)	69
—	—	—	—	4	2 345	—	—	—	—	—	—	3	103	71
20	7 890	16	19 271	60	23 516	20	5 184	1	(D)	20	(D)	34	5 071	72
1	(D)	2	(D)	5	(D)	—	—	—	—	1	(D)	1	(D)	73
2	(D)	3	(D)	15	7 400	9	3 226	1	(D)	6	1 105	4	348	74
1	(D)	3	(D)	13	6 883	6	695	—	—	2	(D)	2	(D)	75
16	7 368	8	(D)	27	(D)	5	1 263	—	—	11	2 701	27	4 204	76
26	4 259	35	11 091	123	79 992	37	8 651	7	541	29	5 732	48	27 971	77
2	(D)	1	(D)	2	(D)	—	—	—	—	1	(D)	3	(D)	78
3	(D)	8	3 150	23	9 567	7	1 714	—	—	5	(D)	8	1 486	79
19	3 305	21	7 191	96	69 685	30	6 937	7	541	22	4 156	36	21 583	80
2	(D)	5	(D)	2	(D)	—	—	—	—	1	(D)	1	(D)	81
5	447	1	(D)	6	2 527	2	(D)	1	(D)	1	(D)	2	(D)	82
4	(D)	1	(D)	6	2 527	2	(D)	1	(D)	1	(D)	2	(D)	83
1	(D)	—	—	—	—	—	—	—	—	—	—	—	(D)	84

SERVICE INDUSTRIES—GEOGRAPHIC AREA SERIES

GEORGIA GA-25

Table 4. Summary Statistics for Firms Subject to Federal Income Tax for Counties and for

[Includes only establishments with payroll. For meaning of abbreviations and symbols, see introductory text. For explanation of terms and comparability of 1987 and 1992 censuses, see

	Geographic area	Establishments (number)	Receipts (\$1,000)	Annual payroll (\$1,000)	First-quarter payroll (\$1,000)	Paid employees for pay period including March 12 (number)	Selected kind-of-business or operation groups							
							Hotels, rooming houses, camps, and other lodging places (except membership lodging) (SIC 70 ex. 704)		Personal services (SIC 72)		Business services (SIC 73)		Automotive repair, services, and parking (SIC 75)	
							Number	Receipts (\$1,000)	Number	Receipts (\$1,000)	Number	Receipts (\$1,000)	Number	Receipts (\$1,000)
1	Jackson County -----	105	28 074	10 398	2 425	571	5	2 951	15	2 011	17	4 841	13	3 323
2	Commerce -----	48	14 456	5 234	1 165	296	3	(D)	8	1 384	6	2 387	5	1 251
3	Jefferson -----	12	4 432	2 318	570	90	—	—	—	—	3	(D)	1	(D)
4	Balance of county -----	45	9 186	2 846	690	185	2	(D)	7	627	8	(D)	7	(D)
5	Jasper County -----	17	2 393	683	150	54	1	(D)	4	242	—	—	2	(D)
6	Jeff Davis County -----	52	12 204	3 340	846	280	2	(D)	9	2 164	4	968	10	2 483
7	Hazlehurst -----	43	10 627	3 027	767	249	2	(D)	8	(D)	3	(D)	6	(D)
8	Balance of county -----	9	1 577	313	79	31	—	—	1	(D)	1	(D)	4	(D)
9	Jefferson County -----	54	11 982	4 147	988	318	2	(D)	9	845	6	623	6	1 250
10	Jenkins County -----	29	3 975	1 307	296	92	2	(D)	6	644	2	(D)	4	381
11	Millen -----	24	3 599	1 227	278	86	1	(D)	6	644	2	(D)	2	(D)
12	Balance of county -----	5	376	80	18	6	1	(D)	—	—	—	—	2	(D)
13	Johnson County -----	22	6 762	2 741	549	176	—	—	2	(D)	1	(D)	4	510
14	Jones County -----	38	10 398	3 616	861	282	1	(D)	1	(D)	2	(D)	7	(D)
15	Macon (part) ▲ -----	2	(D)	(D)	(D)	AA	—	—	—	—	1	(D)	—	—
16	Balance of county -----	36	(D)	(D)	(D)	EE	1	(D)	1	(D)	1	(D)	7	(D)
17	Lamar County -----	41	9 970	2 802	617	231	3	296	5	755	5	714	5	1 852
18	Barnesville -----	35	8 506	2 467	577	210	2	(D)	5	755	3	(D)	4	(D)
19	Balance of county -----	6	1 464	335	40	21	1	(D)	—	—	2	(D)	1	(D)
20	Lanier County -----	21	2 616	725	185	78	1	(D)	3	(D)	2	(D)	3	(D)
21	Laurens County -----	235	119 076	40 517	8 954	2 118	7	4 089	31	4 456	23	5 432	22	5 020
22	Dublin -----	208	113 927	39 426	8 698	2 025	5	(D)	29	(D)	18	4 259	16	3 394
23	East Dublin -----	13	2 406	584	124	38	2	(D)	—	—	2	(D)	5	(D)
24	Balance of county -----	14	2 743	507	132	55	—	—	2	(D)	3	(D)	1	(D)
25	Lee County -----	11	1 776	589	132	44	—	—	2	(D)	—	—	2	(D)
26	Liberty County -----	125	33 678	9 759	2 403	796	6	3 708	23	2 968	17	3 215	18	4 240
27	Hinesville -----	80	19 836	5 673	1 302	444	4	(D)	10	1 286	11	2 386	13	2 181
28	Balance of county -----	45	13 842	4 086	1 101	352	2	(D)	13	1 682	6	829	5	2 059
29	Lincoln County -----	23	4 964	1 492	310	88	1	(D)	2	(D)	—	—	4	529
30	Long County -----	5	382	130	67	8	—	—	1	(D)	—	—	1	(D)
31	Lowndes County -----	586	228 980	89 152	19 260	5 026	30	18 145	63	10 907	75	27 036	67	13 608
32	Valdosta -----	507	197 575	78 512	17 118	4 290	22	14 535	57	10 079	59	21 325	56	10 538
33	Balance of county -----	79	31 405	10 640	2 142	736	8	3 610	6	828	16	5 711	11	3 070
34	Lumpkin County -----	64	13 608	4 560	899	551	8	3 122	6	744	11	1 179	5	618
35	Dahlonega -----	42	8 815	3 521	696	440	4	(D)	5	(D)	6	502	3	(D)
36	Balance of county -----	22	4 793	1 039	203	111	4	(D)	1	(D)	5	677	2	(D)
37	McDuffie County -----	126	38 249	14 336	3 069	886	3	(D)	13	1 253	11	4 677	16	2 428
38	Thomson -----	105	35 040	13 341	2 825	760	1	(D)	8	493	10	(D)	14	(D)
39	Balance of county -----	21	3 209	995	244	126	2	(D)	5	760	1	(D)	2	(D)
40	McIntosh County -----	25	5 689	1 396	332	171	5	(D)	6	492	1	(D)	3	450
41	Macon County -----	47	20 956	7 027	1 656	466	1	(D)	3	(D)	6	1 287	6	1 938
42	Montezuma -----	36	16 005	4 954	1 165	300	1	(D)	3	(D)	5	(D)	4	(D)
43	Balance of county -----	11	4 951	2 073	491	166	—	—	—	—	1	(D)	2	(D)
44	Madison County -----	52	9 041	2 248	532	173	—	—	3	(D)	8	377	13	2 949
45	Royston (part) ▲ -----	—	—	—	—	—	—	—	—	—	—	—	—	—
46	Balance of county -----	52	9 041	2 248	532	173	—	—	3	(D)	8	377	13	2 949
47	Marion County -----	11	2 048	648	152	49	1	(D)	1	(D)	2	(D)	—	—
48	Meriwether County -----	61	11 485	3 894	963	303	—	—	13	1 349	5	653	7	1 310
49	Manchester (part) ▲ -----	31	5 746	1 745	403	114	—	—	8	944	2	(D)	2	(D)
50	Balance of county -----	30	5 739	2 149	560	189	—	—	5	405	3	(D)	5	(D)
51	Miller County -----	24	4 364	1 662	330	85	—	—	3	294	2	(D)	2	(D)
52	Mitchell County -----	83	23 824	6 539	1 366	396	4	(D)	10	1 705	8	2 259	12	2 872
53	Camilla -----	47	13 449	4 172	836	249	3	(D)	6	1 156	4	1 569	8	2 042
54	Pelham -----	27	(D)	(D)	(D)	BB	—	—	4	549	2	(D)	3	(D)
55	Balance of county -----	9	(D)	(D)	(D)	BB	1	(D)	—	—	2	(D)	1	(D)
56	Monroe County -----	67	22 927	6 241	1 519	600	10	6 679	8	902	7	897	6	1 494
57	Forsyth -----	48	18 093	4 668	1 107	431	10	6 679	6	(D)	5	(D)	3	(D)
58	Balance of county -----	19	4 834	1 573	412	169	—	—	2	(D)	2	(D)	3	(D)
59	Montgomery County -----	15	5 053	1 353	336	106	3	(D)	2	(D)	—	—	3	(D)
60	Vidalia (part) ▲ -----	10	2 553	646	131	43	3	(D)	1	(D)	—	—	3	(D)
61	Balance of county -----	5	2 500	707	205	63	—	—	1	(D)	—	—	—	—
62	Morgan County -----	59	14 920	4 958	1 208	428	4	2 153	7	563	9	1 192	6	936
63	Madison -----	41	11 602	3 918	946	275	3	(D)	5	(D)	3	567	5	(D)
64	Balance of county -----	18	3 318	1 040	262	153	1	(D)	2	(D)	6	625	1	(D)
65	Murray County -----	70	23 247	10 058	2 124	451	3	(D)	11	1 671	9	2 247	8	1 698
66	Chatsworth -----	14	5 952	3 265	781	102	1	(D)	2	(D)	2	(D)	1	(D)
67	Balance of county -----	56	17 295	6 793	1 343	349	2	(D)	9	(D)	7	(D)	7	(D)
68	Muscogee County -----	1 170	712 701	268 808	62 780	13 798	27	(D)	147	(D)	207	(D)	135	40 780
69	Columbus consolidated city ▲ -----	1 170	712 701	268 808	62 780	13 798	27	(D)	147	(D)	207	(D)	135	40 780
70	Columbus city (balance) ▲ -----	1 170	712 701	268 808	62 780	13 798	27	(D)	147	(D)	207	(D)	135	40 780
71	Newton County -----	188	59 294	19 711	4 282	1 112	3	(D)	29	5 165	22	5 347	14	3 278
72	Covington -----	162	42 835	14 148	3 026	833	3	(D)	27	(D)	17	4 278	10	1 782
73	Social Circle (part) ▲ -----	1	(D)	(D)	(D)	AA	—	—	—	—	1	(D)	—	—
74	Balance of county -----	25	(D)	(D)	(D)	EE	—	—	2	(D)	4	(D)	4	1 496
75	Oconee County -----	87	22 355	7 940	1 715	425	—	—	9	(D)	11	2 138	14	2 474
76	Oglethorpe County -----	25	4 108	1 641	431	134	—	—	6	389	5	391	2	(D)
77	Paulding County -----	114	22 297	6 446	1 526	441	1	(D)	16	2 191	11	1 137	13	2 360
78	Dallas -----	62	11 770	4 241	1 041	282	—	—	8	1 475	5	642	6	1 153
79	Balance of county -----	52	10 527	2 205	485	159	1	(D)	8	716	6	495	7	1 207

Places With 2,500 Inhabitants or More: 1992 —Con.

appendix A. For information on geographic areas followed by ▲, see appendix F]

Selected kind-of-business or operation groups —Con.														
Miscellaneous repair services (SIC 76)		Amusement and recreation services, including motion pictures and museums (SIC 78, 79, 84)		Health services (SIC 80)		Legal services (SIC 81)		Selected educational services (SIC 823, 4, 9)		Social services (SIC 83)		Engineering, accounting, research, management, and related services (except noncommercial research organizations) (SIC 87 ex. 8733)		
Number	Receipts (\$1,000)	Number	Receipts (\$1,000)	Number	Receipts (\$1,000)	Number	Receipts (\$1,000)	Number	Receipts (\$1,000)	Number	Receipts (\$1,000)	Number	Receipts (\$1,000)	
4	448	7	3 547	23	8 058	9	1 208	1	(D)	3	(D)	7	827	1
1	(D)	2	(D)	18	5 800	1	(D)	—	(D)	1	(D)	3	438	2
—	—	—	—	3	(D)	4	687	—	—	—	—	1	(D)	3
3	(D)	5	(D)	2	(D)	4	(D)	1	(D)	2	(D)	3	(D)	4
1	(D)	1	(D)	2	(D)	2	(D)	—	—	2	(D)	2	(D)	5
2	(D)	2	(D)	12	3 972	6	1 412	—	—	—	—	4	450	6
1	(D)	2	(D)	12	3 972	6	1 412	—	—	—	—	3	(D)	7
1	(D)	—	—	—	—	—	—	—	—	—	—	—	(D)	8
2	(D)	2	(D)	19	6 890	3	(D)	—	—	2	(D)	3	(D)	9
1	(D)	1	(D)	7	1 861	4	434	—	—	—	—	2	(D)	10
—	—	1	(D)	7	1 861	4	434	—	—	—	—	1	(D)	11
1	(D)	—	—	—	—	—	—	—	—	—	—	1	(D)	12
2	(D)	3	(D)	4	3 913	1	(D)	—	—	3	231	2	(D)	13
2	(D)	4	(D)	9	(D)	3	(D)	—	—	4	(D)	5	763	14
—	—	—	—	1	(D)	—	—	—	—	—	—	—	—	15
2	(D)	4	(D)	8	(D)	3	(D)	—	—	4	(D)	5	763	16
—	—	3	(D)	7	4 603	7	669	—	—	2	(D)	4	297	17
—	—	3	(D)	7	4 603	7	669	—	—	2	(D)	2	(D)	18
—	—	—	—	—	—	—	—	—	—	—	—	2	(D)	19
—	—	1	(D)	3	1 229	2	(D)	—	—	1	(D)	5	198	20
9	(D)	11	1 934	73	87 020	21	3 331	—	—	22	1 760	14	3 659	21
7	1 206	8	(D)	71	(D)	21	3 331	—	—	18	1 589	14	3 659	22
—	—	—	(D)	1	(D)	—	—	—	—	2	(D)	—	—	23
2	(D)	2	(D)	1	(D)	—	—	—	—	2	(D)	—	—	24
1	(D)	3	158	3	400	—	—	—	—	—	—	—	—	25
6	741	9	1 978	18	9 078	11	5 122	—	—	9	1 003	8	1 625	26
2	(D)	7	(D)	14	5 604	8	(D)	—	—	7	(D)	4	(D)	27
4	(D)	2	(D)	4	3 474	3	(D)	—	—	2	(D)	4	(D)	28
3	(D)	1	(D)	5	2 227	1	(D)	—	—	3	108	3	394	29
—	—	1	(D)	—	—	—	—	—	—	1	(D)	1	(D)	30
36	9 743	34	7 694	156	103 217	37	13 398	4	(D)	27	(D)	54	17 738	31
30	9 234	22	5 227	144	88 701	37	13 398	4	(D)	23	(D)	50	17 328	32
6	509	12	2 467	12	14 516	—	—	—	—	4	284	4	410	33
1	(D)	5	683	15	5 271	3	(D)	—	—	4	368	6	760	34
1	(D)	4	(D)	10	4 621	3	(D)	—	—	1	(D)	5	(D)	35
—	—	1	(D)	5	650	—	—	—	—	3	(D)	1	(D)	36
10	1 482	10	1 539	27	17 991	13	4 725	1	(D)	8	(D)	14	(D)	37
9	(D)	5	499	27	17 991	13	4 725	1	(D)	7	551	10	1 631	38
1	(D)	5	1 040	—	—	—	—	—	—	1	(D)	4	(D)	39
—	—	1	(D)	5	1 251	3	180	—	—	—	—	1	(D)	40
3	1 581	2	(D)	17	14 442	4	498	—	—	4	246	1	(D)	41
3	1 581	—	(D)	12	10 376	3	(D)	—	—	3	(D)	—	—	42
—	—	—	—	5	4 066	1	(D)	—	—	1	(D)	1	(D)	43
4	(D)	5	962	6	1 002	3	(D)	—	—	6	460	4	509	44
4	(D)	5	962	6	1 002	3	(D)	—	—	6	460	4	509	45
1	(D)	—	—	4	1 549	2	(D)	—	—	—	—	—	—	46
2	(D)	6	960	14	4 995	6	943	—	—	5	334	3	(D)	47
1	(D)	2	(D)	7	1 884	4	(D)	—	—	4	(D)	1	(D)	48
1	(D)	4	(D)	7	3 111	2	(D)	—	—	1	(D)	2	(D)	49
3	351	—	—	6	2 032	3	361	—	—	2	(D)	3	(D)	50
3	(D)	9	586	15	5 027	8	1 444	—	—	6	1 690	8	1 695	51
—	—	2	(D)	10	3 622	5	(D)	—	—	4	(D)	5	1 388	52
3	(D)	4	(D)	5	1 405	3	(D)	—	—	2	(D)	1	(D)	53
—	—	3	(D)	—	—	—	—	—	—	—	—	2	(D)	54
2	(D)	1	(D)	14	9 967	5	1 073	—	—	7	807	7	938	55
—	—	—	—	11	6 980	5	1 073	—	—	2	(D)	6	(D)	56
2	(D)	1	(D)	3	2 987	—	—	—	—	5	(D)	1	(D)	57
1	(D)	—	—	3	763	—	—	—	—	—	—	3	(D)	58
1	(D)	—	—	1	(D)	—	—	—	—	—	—	1	(D)	59
—	—	—	—	2	(D)	—	—	—	—	—	—	2	(D)	60
5	543	1	(D)	16	6 405	4	1 073	1	(D)	4	582	2	(D)	61
3	(D)	—	—	15	(D)	3	(D)	1	(D)	1	(D)	2	(D)	62
2	(D)	1	(D)	1	(D)	1	(D)	—	—	3	(D)	—	—	63
1	(D)	5	1 484	20	13 287	7	1 028	—	—	1	(D)	4	1 216	64
—	—	—	—	7	3 922	—	—	—	—	—	—	1	(D)	65
1	(D)	5	1 484	13	9 365	7	1 028	—	—	1	(D)	3	(D)	66
66	(D)	50	(D)	297	(D)	104	43 807	6	(D)	37	6 395	92	(D)	67
66	(D)	50	(D)	297	(D)	104	43 807	6	(D)	37	6 395	92	(D)	68
66	(D)	50	(D)	297	(D)	104	43 807	6	(D)	37	6 395	92	(D)	69
11	2 093	9	3 243	54	30 095	19	3 712	1	(D)	12	2 115	14	3 057	70
6	(D)	8	(D)	51	(D)	19	3 712	1	(D)	9	(D)	11	2 819	71
—	—	—	—	—	—	—	—	—	—	—	—	—	—	72
5	(D)	1	(D)	3	(D)	—	—	—	—	3	(D)	3	238	73
10	(D)	8	2 787	8	2 303	3	(D)	1	(D)	8	1 365	15	6 378	74
1	(D)	—	—	4	2 334	3	195	—	—	—	—	4	542	75
12	1 937	11	1 066	21	4 863	11	3 992	—	—	5	(D)	12	3 015	76
4	768	6	383	12	2 841	9	(D)	—	—	4	489	8	(D)	77
8	1 169	5	683	9	2 022	2	(D)	—	—	1	(D)	4	(D)	78
—	—	—	—	—	—	—	—	—	—	—	—	—	—	79

Table 4. Summary Statistics for Firms Subject to Federal Income Tax for Counties and for

[Includes only establishments with payroll. For meaning of abbreviations and symbols, see introductory text. For explanation of terms and comparability of 1987 and 1992 censuses, see

	Geographic area	Estab-lish-ments (number)	Receipts (\$1,000)	Annual payroll (\$1,000)	First-quarter payroll (\$1,000)	Paid employees for pay period including March 12 (number)	Selected kind-of-business or operation groups							
							Hotels, rooming houses, camps, and other lodging places (except membership lodging) (SIC 70 ex. 704)		Personal services (SIC 72)		Business services (SIC 73)		Automotive repair, services, and parking (SIC 75)	
							Number	Receipts (\$1,000)	Number	Receipts (\$1,000)	Number	Receipts (\$1,000)	Number	Receipts (\$1,000)
1	Peach County -----	86	17 637	5 522	1 311	479	5	(D)	12	(D)	5	(D)	13	1 773
2	Fort Valley -----	51	10 831	3 623	880	320	-	-	8	1 074	3	406	6	1 056
3	Perry (part) ▲ -----	1	(D)	(D)	(D)	BB	1	(D)	-	-	-	-	-	-
4	Balance of county -----	34	(D)	(D)	(D)	CC	4	(D)	4	(D)	2	(D)	7	717
5	Pickens County -----	53	23 797	7 974	1 929	435	-	-	7	1 041	5	615	3	796
6	Pierce County -----	44	8 229	2 900	684	190	1	(D)	5	627	3	(D)	5	1 051
7	Blackshear -----	38	6 788	2 275	502	160	1	(D)	5	627	2	(D)	4	(D)
8	Waycross (part) ▲ -----	2	(D)	(D)	(D)	AA	-	-	-	-	-	-	1	(D)
9	Balance of county -----	4	(D)	(D)	(D)	BB	-	-	-	-	1	(D)	-	-
10	Pike County -----	22	5 497	1 535	336	121	-	-	3	129	2	(D)	2	(D)
11	Polk County -----	119	32 789	10 668	2 468	736	2	(D)	15	2 548	14	1 099	14	3 746
12	Cedartown -----	66	23 152	7 378	1 717	504	1	(D)	8	1 646	8	943	5	1 935
13	Rockmart -----	36	6 219	2 289	536	173	1	(D)	7	902	-	-	5	619
14	Balance of county -----	17	3 418	1 001	215	59	-	-	-	-	6	156	4	1 192
15	Pulaski County -----	49	12 057	4 569	1 039	259	2	(D)	7	859	5	248	8	1 214
16	Hawkinsville -----	47	(D)	(D)	(D)	EE	2	(D)	7	859	5	248	7	(D)
17	Balance of county -----	2	(D)	(D)	(D)	AA	-	-	-	-	-	-	1	(D)
18	Putnam County -----	47	11 500	3 682	856	279	3	544	7	699	3	123	4	921
19	Eatonton -----	41	9 829	3 210	762	254	1	(D)	7	699	2	(D)	4	921
20	Balance of county -----	6	1 671	472	94	25	2	(D)	-	-	1	(D)	-	-
21	Quitman County -----	-	-	-	-	-	-	-	-	-	-	-	-	-
22	Rabun County -----	86	23 491	7 511	1 528	586	14	9 159	5	723	7	904	7	1 291
23	Randolph County -----	24	5 181	1 794	414	128	-	-	6	671	-	-	5	1 074
24	Cuthbert -----	22	(D)	(D)	(D)	CC	-	-	6	671	-	-	4	(D)
25	Balance of county -----	2	(D)	(D)	(D)	AA	-	-	-	-	-	-	1	(D)
26	Richmond County -----	1 415	924 268	384 810	84 601	17 502	51	44 710	140	32 255	187	116 763	138	63 316
27	Augusta -----	758	468 249	215 584	45 460	9 036	17	(D)	54	13 989	97	80 543	51	34 904
28	Balance of county -----	657	456 019	169 226	39 141	8 466	34	(D)	86	18 266	90	36 220	87	28 412
29	Rockdale County -----	398	162 969	61 982	14 269	4 223	6	4 138	38	7 139	83	54 355	43	12 137
30	Conyers -----	299	122 441	46 282	10 425	3 226	4	(D)	35	6 843	53	38 075	32	7 283
31	Balance of county -----	99	40 528	15 700	3 844	997	2	(D)	3	296	30	16 280	11	4 854
32	Schley County -----	9	1 751	599	89	22	-	-	1	(D)	1	(D)	-	-
33	Screven County -----	40	13 705	4 422	1 038	339	1	(D)	4	606	2	(D)	7	4 436
34	Sylvania -----	39	(D)	(D)	(D)	EE	1	(D)	4	606	2	(D)	6	(D)
35	Balance of county -----	1	(D)	(D)	(D)	AA	-	-	-	-	-	-	1	(D)
36	Seminole County -----	40	7 104	2 789	640	128	3	152	10	1 051	2	(D)	3	(D)
37	Donalsonville -----	34	6 043	2 398	526	115	3	152	9	(D)	1	(D)	2	(D)
38	Balance of county -----	6	1 061	391	114	13	-	-	1	(D)	1	(D)	1	(D)
39	Spalding County -----	302	178 286	59 516	13 020	2 977	6	2 408	33	13 817	38	16 064	36	12 000
40	Griffin -----	269	169 458	56 015	12 205	2 710	6	2 408	29	12 594	32	14 511	33	(D)
41	Balance of county -----	33	8 828	3 501	815	267	-	-	4	1 223	6	1 553	3	(D)
42	Stephens County -----	119	38 770	11 956	2 730	819	5	961	13	2 288	11	1 984	12	1 391
43	Toccoa -----	98	36 701	11 522	2 651	781	5	961	12	(D)	8	1 847	8	953
44	Balance of county -----	21	2 069	434	79	38	-	-	1	(D)	3	137	4	438
45	Stewart County -----	13	7 121	2 020	481	166	1	(D)	2	(D)	2	(D)	2	(D)
46	Sumter County -----	159	50 680	18 210	3 845	987	6	2 435	16	2 984	16	3 430	19	4 788
47	Americus -----	141	45 348	16 636	3 471	831	6	2 435	16	2 984	12	2 699	17	(D)
48	Balance of county -----	18	5 332	1 574	374	156	-	-	-	-	4	731	2	(D)
49	Talbot County -----	10	1 258	241	61	25	1	(D)	1	(D)	1	(D)	1	(D)
50	Manchester (part) ▲ -----	-	-	-	-	-	-	-	-	-	-	-	-	-
51	Balance of county -----	10	1 258	241	61	25	1	(D)	1	(D)	1	(D)	1	(D)
52	Taliaferro County -----	3	(D)	(D)	(D)	AA	-	-	-	-	-	-	1	(D)
53	Tattnall County -----	57	16 529	5 936	1 336	439	2	(D)	6	1 335	2	(D)	12	2 316
54	Glennville -----	28	8 286	3 017	678	239	2	(D)	5	(D)	1	(D)	4	772
55	Balance of county -----	29	8 243	2 919	658	200	-	-	1	(D)	1	(D)	8	1 544
56	Taylor County -----	19	4 686	1 536	354	141	-	-	4	273	-	-	2	(D)
57	Telfair County -----	49	19 357	8 345	1 957	803	-	-	6	1 131	3	(D)	5	923
58	McRae -----	36	13 526	5 670	1 367	661	-	-	5	(D)	2	(D)	4	(D)
59	Balance of county -----	13	5 831	2 675	590	142	-	-	1	(D)	1	(D)	1	(D)
60	Terrell County -----	41	8 468	2 857	669	227	3	223	7	1 405	2	(D)	4	710
61	Dawson -----	39	(D)	(D)	(D)	CC	3	223	7	1 405	2	(D)	2	(D)
62	Balance of county -----	2	(D)	(D)	(D)	AA	-	-	-	-	-	-	2	(D)
63	Thomas County -----	260	93 100	34 864	7 470	1 884	6	3 822	25	3 337	33	11 041	27	4 837
64	Thomasville -----	236	87 701	32 937	7 009	1 700	5	(D)	24	(D)	28	10 227	23	4 062
65	Balance of county -----	24	5 399	1 927	461	184	1	(D)	1	(D)	5	814	4	775
66	Tift County -----	227	99 968	40 411	9 002	1 864	15	7 062	24	3 594	32	14 646	24	10 772
67	Tifton -----	211	97 657	39 782	8 857	1 816	14	(D)	24	3 594	28	14 127	20	10 460
68	Balance of county -----	16	2 311	629	145	48	1	(D)	-	-	4	519	4	312
69	Toombs County -----	151	42 355	16 046	3 737	1 004	6	3 929	24	4 754	12	1 942	8	1 703
70	Lyons -----	24	7 339	2 947	635	222	2	(D)	4	785	1	(D)	3	(D)
71	Vidalia (part) ▲ -----	123	33 105	12 343	2 777	725	3	(D)	19	(D)	11	(D)	5	(D)
72	Balance of county -----	4	1 911	756	325	57	1	(D)	1	(D)	-	-	-	-
73	Towns County -----	38	6 085	2 521	506	138	4	(D)	-	-	6	702	5	460
74	Treutlen County -----	13	2 409	1 035	238	90	-	-	4	584	1	(D)	-	-
75	Soperton -----	13	2 409	1 035	238	90	-	-	4	584	1	(D)	-	-
76	Balance of county -----	-	-	-	-	-	-	-	-	-	-	-	-	-
77	Troup County -----	323	138 452	61 252	13 708	3 549	10	4 530	43	6 407	59	29 773	28	8 414
78	Hogansville -----	21	2 630	737	172	44	2	(D)	4	(D)	3	(D)	2	(D)
79	La Grange -----	240	118 650	54 311	12 209	3 183	7	(D)	27	4 743	45	28 036	22	7 089
80	West Point (part) ▲ -----	40	(D)	(D)	(D)	CC	-	-	10	1 126	6	(D)	2	(D)
81	Balance of county -----	22	(D)	(D)	(D)	CC	1	(D)	2	(D)	5	764	2	(D)

Places With 2,500 Inhabitants or More: 1992 —Con.

appendix A. For information on geographic areas followed by ▲, see appendix F]

Selected kind-of-business or operation groups —Con.													
Miscellaneous repair services (SIC 76)		Amusement and recreation services, including motion pictures and museums (SIC 78, 79, 84)		Health services (SIC 80)		Legal services (SIC 81)		Selected educational services (SIC 823, 4, 9)		Social services (SIC 83)		Engineering, accounting, research, management, and related services (except noncommercial research organizations) (SIC 87 ex. 8733)	
Number	Receipts (\$1,000)	Number	Receipts (\$1,000)	Number	Receipts (\$1,000)	Number	Receipts (\$1,000)	Number	Receipts (\$1,000)	Number	Receipts (\$1,000)	Number	Receipts (\$1,000)
6	(D)	3	(D)	26	7 555	5	(D)	1	(D)	4	(D)	6	945
2	(D)	2	(D)	21	6 510	4	538	1	(D)	1	(D)	3	(D)
4	1 258	1	(D)	5	1 045	1	(D)	—	—	3	(D)	3	(D)
4	391	6	6 236	13	12 848	5	1 009	1	(D)	4	(D)	5	447
6	2 221	3	302	7	2 273	5	676	—	—	5	179	4	627
5	(D)	3	302	5	(D)	5	676	—	—	4	(D)	4	627
1	(D)	—	—	1	(D)	—	—	—	—	—	—	—	—
2	(D)	3	(D)	3	(D)	4	1 260	—	—	1	(D)	2	(D)
10	1 622	14	2 062	29	13 911	10	6 555	—	—	5	652	6	(D)
5	696	9	1 560	19	9 686	8	(D)	—	—	1	(D)	2	(D)
3	(D)	3	(D)	9	(D)	2	(D)	—	—	4	(D)	2	(D)
2	(D)	2	(D)	1	(D)	—	—	—	—	—	—	2	(D)
1	(D)	1	(D)	16	7 667	3	557	—	—	1	(D)	5	883
1	(D)	—	—	16	7 667	3	557	—	—	1	(D)	5	883
—	—	1	(D)	—	—	—	—	—	—	—	—	—	—
3	175	3	215	10	7 079	6	854	—	—	3	408	5	482
3	175	3	215	9	(D)	6	854	—	—	3	408	3	(D)
—	—	—	—	1	(D)	—	—	—	—	—	—	2	(D)
—	—	—	—	—	—	—	—	—	—	—	—	—	—
6	1 400	7	1 050	17	5 792	8	1 278	—	—	3	(D)	11	1 358
2	(D)	1	(D)	4	2 220	2	(D)	1	(D)	—	—	3	471
2	(D)	1	(D)	4	2 220	2	(D)	1	(D)	—	—	2	(D)
—	—	—	—	—	—	—	—	—	—	—	—	1	(D)
48	16 242	62	39 073	464	444 648	137	46 464	12	(D)	34	(D)	137	107 900
19	6 649	21	12 863	280	208 291	121	41 298	4	(D)	12	2 238	80	42 660
29	9 593	41	26 210	184	236 357	16	5 166	8	(D)	22	(D)	57	65 240
25	4 772	20	8 335	84	48 385	22	6 724	2	(D)	27	6 017	47	10 687
16	(D)	11	5 125	72	39 861	22	6 724	2	(D)	19	4 581	33	7 209
9	(D)	9	3 210	12	8 524	—	—	—	—	8	1 436	14	3 478
—	—	3	(D)	2	(D)	—	—	—	—	2	(D)	—	—
—	—	1	(D)	15	6 724	4	473	—	—	4	297	2	(D)
—	—	1	(D)	15	6 724	4	473	—	—	4	297	2	(D)
—	—	—	—	—	—	—	—	—	—	—	—	—	—
3	1 134	3	(D)	7	2 714	5	600	—	—	2	(D)	2	(D)
2	(D)	3	(D)	6	(D)	5	600	—	—	1	(D)	2	(D)
1	(D)	—	—	1	(D)	—	—	—	—	1	(D)	—	—
13	3 467	21	4 764	94	110 243	24	6 740	—	—	12	1 485	25	7 298
8	1 905	16	3 977	91	(D)	24	6 740	—	—	9	(D)	21	6 873
5	1 562	5	787	3	(D)	—	—	—	—	3	(D)	4	425
7	1 205	9	1 675	30	23 205	9	2 841	—	—	8	749	15	2 471
5	(D)	3	(D)	30	23 205	9	2 841	—	—	6	(D)	12	(D)
2	(D)	6	(D)	—	—	—	—	—	—	2	(D)	3	(D)
—	—	—	—	4	5 935	1	(D)	—	—	—	—	1	(D)
6	1 634	8	4 513	51	23 417	11	2 999	1	(D)	6	(D)	18	3 765
2	(D)	8	(D)	49	(D)	11	2 999	1	(D)	5	(D)	16	(D)
4	(D)	2	(D)	2	(D)	—	—	—	—	1	(D)	2	(D)
—	—	1	(D)	2	(D)	2	(D)	—	—	—	—	—	—
—	—	1	(D)	2	(D)	2	(D)	—	—	—	—	—	—
—	—	—	—	—	—	—	—	—	—	—	—	—	—
1	(D)	—	—	1	(D)	—	—	—	—	—	—	—	—
5	844	1	(D)	15	9 126	7	1 314	—	—	2	(D)	5	576
3	(D)	—	—	6	4 208	4	(D)	—	—	—	—	3	(D)
2	(D)	1	(D)	9	4 918	3	(D)	—	—	2	(D)	2	(D)
2	(D)	1	(D)	5	3 073	2	(D)	—	—	1	(D)	2	(D)
3	(D)	1	(D)	17	13 403	6	578	—	—	3	(D)	5	(D)
1	(D)	1	(D)	11	9 121	6	578	—	—	3	(D)	3	(D)
2	(D)	—	—	6	4 282	—	—	—	—	—	—	2	(D)
3	413	2	(D)	11	3 414	3	519	—	—	3	170	3	987
3	413	2	(D)	11	3 414	3	519	—	—	3	170	3	987
—	—	—	—	—	—	—	—	—	—	—	—	—	—
16	2 321	16	2 928	94	50 473	13	4 919	1	(D)	6	(D)	22	8 318
12	1 911	14	(D)	89	47 575	13	4 919	1	(D)	6	(D)	21	(D)
4	410	2	(D)	5	2 898	—	—	—	—	—	—	1	(D)
12	2 502	12	2 270	58	45 467	21	6 726	2	(D)	9	771	17	5 714
8	1 830	11	(D)	58	45 467	20	(D)	2	(D)	8	(D)	17	5 714
4	672	1	(D)	—	—	1	(D)	—	—	1	(D)	—	—
2	(D)	8	1 785	45	19 873	18	4 027	—	—	11	984	16	3 267
—	—	1	(D)	7	(D)	2	(D)	—	—	2	(D)	2	(D)
2	(D)	6	(D)	38	(D)	16	(D)	—	—	8	(D)	14	(D)
—	—	1	(D)	—	—	—	—	—	—	1	(D)	—	—
—	—	2	(D)	13	3 270	4	798	—	—	—	—	4	414
1	(D)	1	(D)	3	(D)	—	—	—	—	2	(D)	1	(D)
1	(D)	1	(D)	3	(D)	—	—	—	—	2	(D)	1	(D)
—	—	—	—	—	—	—	—	—	—	—	—	—	—
16	4 586	21	5 911	66	48 804	29	5 817	5	1 017	10	1 459	36	21 734
—	—	3	(D)	3	(D)	1	(D)	—	—	2	(D)	1	(D)
12	4 178	14	4 170	54	45 920	24	5 158	3	(D)	6	1 212	26	13 562
1	(D)	2	(D)	8	1 999	4	(D)	—	—	—	—	7	(D)
3	(D)	2	(D)	1	(D)	—	—	2	(D)	2	(D)	2	(D)

SERVICE INDUSTRIES—GEOGRAPHIC AREA SERIES

GEORGIA GA—29

Table 4. Summary Statistics for Firms Subject to Federal Income Tax for Counties and for

[Includes only establishments with payroll. For meaning of abbreviations and symbols, see introductory text. For explanation of terms and comparability of 1987 and 1992 censuses, see

Geographic area	Estab-lish-ments (number)	Receipts (\$1,000)	Annual payroll (\$1,000)	First-quarter payroll (\$1,000)	Paid employees for pay period including March 12 (number)	Selected kind-of-business or operation groups							
						Hotels, rooming houses, camps, and other lodging places (except membership lodging) (SIC 70 ex. 704)		Personal services (SIC 72)		Business services (SIC 73)		Automotive repair, services, and parking (SIC 75)	
						Number	Receipts (\$1,000)	Number	Receipts (\$1,000)	Number	Receipts (\$1,000)	Number	Receipts (\$1,000)
1 Turner County -----	35	7 108	2 171	503	190	3	(D)	5	834	2	(D)	4	525
2 Ashburn -----	23	5 248	1 888	432	162	2	(D)	4	(D)	1	(D)	2	(D)
3 Balance of county -----	12	1 860	283	71	28	1	(D)	1	(D)	1	(D)	2	(D)
4 Twiggs County -----	15	6 011	2 383	576	189	-	-	2	(D)	2	(D)	2	(D)
5 Union County -----	61	10 931	3 616	807	225	5	520	9	2 121	6	1 311	4	509
6 Upson County -----	130	38 735	15 341	3 403	902	2	(D)	19	3 005	11	2 986	14	2 621
7 Thomaston -----	122	37 494	15 148	3 360	886	1	(D)	18	(D)	11	2 986	10	1 730
8 Balance of county -----	8	1 241	193	43	16	1	(D)	1	(D)	-	-	4	891
9 Walker County -----	182	56 929	20 302	3 885	1 120	4	(D)	24	9 275	20	4 361	28	5 004
10 Fort Oglethorpe (part) ▲ --	4	948	233	58	13	-	-	-	-	2	(D)	1	(D)
11 La Fayette -----	65	15 230	5 336	1 262	417	1	(D)	9	1 216	4	558	8	1 019
12 Rossville -----	50	22 118	8 611	1 462	410	-	-	8	7 234	7	2 256	7	2 140
13 Balance of county -----	63	18 633	6 122	1 103	280	3	(D)	7	825	7	(D)	12	(D)
14 Walton County -----	141	40 049	13 520	3 063	719	3	(D)	11	2 300	18	2 124	13	2 600
15 Loganville (part) ▲ -----	9	(D)	(D)	(D)	BB	-	-	1	(D)	2	(D)	1	(D)
16 Monroe -----	96	21 640	7 316	1 544	421	2	(D)	9	(D)	9	1 038	9	1 858
17 Social Circle (part) ▲ -----	13	(D)	(D)	(D)	CC	1	(D)	1	(D)	3	(D)	-	-
18 Balance of county -----	23	13 589	4 382	1 053	159	-	-	-	-	4	(D)	3	(D)
19 Ware County -----	228	70 885	26 630	6 002	1 396	10	3 386	29	4 412	28	7 987	26	4 651
20 Waycross (part) ▲ -----	204	(D)	(D)	(D)	GG	10	3 386	25	3 875	23	7 695	22	(D)
21 Balance of county -----	24	(D)	(D)	(D)	BB	-	-	4	537	5	292	4	(D)
22 Warren County -----	18	4 775	1 905	431	166	-	-	3	322	-	-	3	(D)
23 Washington County -----	79	22 169	8 364	1 873	618	2	(D)	13	1 086	8	1 602	10	2 256
24 Sandersville -----	57	18 260	6 846	1 575	479	2	(D)	10	952	5	1 469	5	1 576
25 Balance of county -----	22	3 909	1 518	298	139	-	-	3	134	3	133	5	680
26 Wayne County -----	110	37 289	13 660	3 018	841	7	1 233	12	1 831	7	4 550	15	1 999
27 Jesup -----	106	37 125	13 619	3 007	835	7	1 233	12	1 831	7	4 550	14	(D)
28 Balance of county -----	4	164	41	11	6	-	-	-	-	-	-	1	(D)
29 Webster County -----	1	(D)	(D)	(D)	AA	-	-	-	-	-	-	1	(D)
30 Wheeler County -----	9	(D)	(D)	(D)	CC	-	-	1	(D)	-	-	2	(D)
31 White County -----	84	24 196	7 845	1 745	729	20	7 301	10	1 164	9	3 221	6	1 794
32 Whitfield County -----	477	205 873	83 196	17 151	4 208	9	6 833	68	11 353	92	37 417	40	20 313
33 Dalton -----	411	190 570	78 444	15 925	3 932	8	(D)	59	10 369	78	34 487	28	16 116
34 Balance of county -----	66	15 303	4 752	1 226	276	1	(D)	9	984	14	2 930	12	4 197
35 Wilcox County -----	12	4 435	2 085	525	256	-	-	4	(D)	-	-	-	-
36 Wilkes County -----	59	12 789	4 049	829	251	1	(D)	7	807	6	585	7	1 447
37 Washington -----	56	12 556	3 901	792	246	1	(D)	7	807	6	585	7	1 447
38 Balance of county -----	3	233	148	37	5	-	-	-	-	-	-	-	-
39 Wilkinson County -----	19	5 742	2 169	468	173	-	-	3	(D)	2	(D)	3	1 167
40 Worth County -----	62	15 280	5 381	1 214	369	1	(D)	9	888	5	1 089	7	1 449
41 Sylvester -----	48	12 914	4 634	1 051	324	1	(D)	8	(D)	2	(D)	4	1 016
42 Balance of county -----	14	2 366	747	163	45	-	-	1	(D)	3	(D)	3	433

Places With 2,500 Inhabitants or More: 1992 -Con.

appendix A. For information on geographic areas followed by ▲, see appendix F]

Selected kind-of-business or operation groups -Con.														
Miscellaneous repair services (SIC 76)		Amusement and recreation services, including motion pictures and museums (SIC 78, 79, 84)		Health services (SIC 80)		Legal services (SIC 81)		Selected educational services (SIC 823, 4, 9)		Social services (SIC 83)		Engineering, accounting, research, management, and related services (except noncommercial research organizations) (SIC 87 ex. 8733)		
Number	Receipts (\$1,000)	Number	Receipts (\$1,000)	Number	Receipts (\$1,000)	Number	Receipts (\$1,000)	Number	Receipts (\$1,000)	Number	Receipts (\$1,000)	Number	Receipts (\$1,000)	
5	1 092	2	(D)	6	3 184	4	479	-	-	3	80	1	(D)	1
-	-	2	(D)	5	(D)	4	479	-	-	2	(D)	1	(D)	2
5	1 092	-	-	1	(D)	-	-	-	-	1	(D)	-	-	3
1	(D)	1	(D)	4	(D)	2	(D)	-	-	1	(D)	-	-	4
4	450	2	(D)	18	4 780	5	511	1	(D)	-	-	7	438	5
10	1 464	6	(D)	42	23 376	10	2 625	-	-	8	824	8	929	6
10	1 464	5	(D)	42	23 376	10	2 625	-	-	8	824	7	(D)	7
-	-	1	(D)	-	-	-	-	-	-	-	-	1	(D)	8
13	(D)	10	9 515	45	17 318	17	6 513	2	(D)	9	805	10	1 952	9
-	-	-	-	1	(D)	-	-	-	-	-	-	-	-	10
3	204	4	(D)	21	8 576	8	(D)	1	(D)	3	(D)	3	439	11
1	(D)	1	(D)	16	5 555	7	3 519	-	-	1	(D)	2	(D)	12
9	(D)	5	(D)	7	(D)	2	(D)	1	(D)	5	(D)	5	(D)	13
5	(D)	9	1 740	35	12 814	18	2 235	1	(D)	7	2 138	21	12 008	14
-	-	2	(D)	2	(D)	-	-	-	-	-	-	1	(D)	15
2	(D)	6	1 407	28	9 921	17	(D)	-	-	3	866	11	(D)	16
-	-	-	-	3	(D)	1	(D)	-	-	2	(D)	2	(D)	17
3	(D)	1	(D)	2	(D)	-	-	1	(D)	2	(D)	7	(D)	18
14	2 814	9	4 048	62	32 658	23	6 476	1	(D)	7	641	16	3 242	19
10	2 103	5	3 724	60	(D)	23	6 476	1	(D)	7	641	15	(D)	20
4	711	4	324	2	(D)	-	-	-	-	-	-	1	(D)	21
-	-	3	154	3	(D)	1	(D)	-	-	4	247	1	(D)	22
4	(D)	1	(D)	21	11 365	6	924	-	-	4	467	10	1 916	23
2	(D)	-	-	17	9 139	6	924	-	-	3	(D)	7	(D)	24
2	(D)	1	(D)	4	2 226	-	-	-	-	1	(D)	3	(D)	25
7	3 417	10	1 351	34	18 930	8	1 600	-	-	3	(D)	6	1 369	26
7	3 417	8	(D)	34	18 930	8	1 600	-	-	2	(D)	6	1 369	27
-	-	2	(D)	-	-	-	-	-	-	1	(D)	-	-	28
-	-	-	-	-	-	-	-	-	-	-	-	-	-	29
1	(D)	-	-	3	(D)	1	(D)	-	-	1	(D)	-	-	30
4	416	11	2 964	11	6 539	3	(D)	-	-	2	(D)	8	314	31
30	10 486	27	6 820	97	70 015	26	12 693	2	(D)	17	1 974	67	27 222	32
22	9 107	24	6 486	89	67 795	26	12 693	2	(D)	13	(D)	60	24 999	33
8	1 379	3	334	8	2 220	-	-	-	-	4	(D)	7	2 223	34
2	(D)	-	-	3	(D)	1	(D)	-	-	2	(D)	-	-	35
2	(D)	1	(D)	21	8 015	6	521	-	-	6	366	2	(D)	36
2	(D)	1	(D)	20	(D)	6	521	-	-	5	(D)	1	(D)	37
-	-	-	-	1	(D)	-	-	-	-	1	(D)	1	(D)	38
-	-	1	(D)	5	2 811	3	524	-	-	-	-	2	(D)	39
5	1 055	6	589	16	8 605	3	(D)	-	-	5	443	5	557	40
3	(D)	5	(D)	16	8 605	3	(D)	-	-	4	(D)	2	(D)	41
2	(D)	1	(D)	-	-	-	-	-	-	1	(D)	3	(D)	42

Table 5. Summary Statistics for Firms Subject to Federal Income Tax for Places With 350 Establishments or More: 1992

[Includes only establishments with payroll. For meaning of abbreviations and symbols, see introductory text. For explanation of terms and comparability of 1987 and 1992 censuses, see appendix A. For information on geographic areas followed by ▲, see appendix F]

SIC code	Geographic area and kind of business or operation	Establishments (number)	Receipts (\$1,000)	Annual payroll (\$1,000)	First-quarter payroll (\$1,000)	Paid employees for pay period including March 12 (number)
ALBANY						
	Total	699	409 432	162 038	35 249	7 839
70 ex. 704	Hotels, rooming houses, camps, and other lodging places (except membership lodging)	18	(D)	(D)	(D)	EE
7011	Hotels and motels	17	12 547	3 503	815	365
7011 pt.	Hotels	7	(D)	(D)	(D)	CC
7011 pt.	Motels, motor hotels, and tourist courts	10	(D)	(D)	(D)	CC
702, 3	Other lodging places	1	(D)	(D)	(D)	AA
72	Personal services	80	26 782	9 270	2 248	783
721	Laundry, cleaning, and garment services	32	18 983	6 796	1 599	483
7211	Power laundries, family and commercial*	1	(D)	(D)	(D)	AA
7213	Linen supply*	1	(D)	(D)	(D)	CC
7215	Coin-operated laundries and drycleaning	3	(D)	(D)	(D)	AA
7216	Drycleaning plants, except rug cleaning*	20	3 258	1 227	274	137
7217	Carpet and upholstery cleaning	2	(D)	(D)	(D)	BB
7218	Industrial laundriers*	3	8 964	3 248	742	183
7212, 9	Other laundry, cleaning, and garment services*	2	(D)	(D)	(D)	AA
722	Photographic studios, portrait	6	1 067	258	67	23
723, 4	Beauty and barber shops	25	2 415	954	192	99
723	Beauty shops	23	(D)	(D)	(D)	BB
724	Barber shops	2	(D)	(D)	(D)	AA
725	Shoe repair shops and shoeshine parlors	—	—	—	—	—
726	Funeral service and crematories	6	2 724	598	146	32
729	Miscellaneous personal services	11	1 593	664	244	146
73	Business services	102	(D)	(D)	(D)	GG
731	Advertising	2	(D)	(D)	(D)	AA
732	Consumer credit reporting agencies, mercantile reporting agencies, and adjustment and collection agencies	3	(D)	(D)	(D)	BB
733	Mailing, reproduction, commercial art and photography, and stenographic services	10	2 810	660	158	49
734	Services to dwellings and other buildings	23	8 818	3 494	873	530
735	Miscellaneous equipment rental and leasing	16	7 481	1 868	423	91
736	Personnel supply services	10	(D)	(D)	(D)	EE
737	Computer programming, data processing, and other computer related services	8	(D)	(D)	(D)	BB
7371, 2, 3	Computer programming, prepackaged software, and integrated systems	5	2 875	1 750	373	45
7374, 5, 6	Data processing services	2	(D)	(D)	(D)	BB
7377, 8, 9	Computer rental and leasing, maintenance, and related services, n.e.c.	1	(D)	(D)	(D)	AA
738	Miscellaneous business services	30	(D)	(D)	(D)	EE
75	Automotive repair, services, and parking	82	48 871	9 892	2 452	624
751	Automotive rental and leasing, without drivers	12	24 396	3 004	762	152
752	Automobile parking	—	—	—	—	—
753	Automotive repair shops	58	21 683	6 008	1 474	332
7532	Top, body, and upholstery repair shops and paint shops	15	(D)	(D)	(D)	CC
7538	General automotive repair shops	25	(D)	(D)	(D)	CC
7533, 4, 6, 7, 9	Other automotive repair shops	18	4 621	1 292	318	79
754	Automotive services, except repair	12	2 792	880	216	140
76	Miscellaneous repair services	29	11 497	3 953	1 024	180
762	Electrical repair shops	12	6 005	2 469	668	101
7622	Radio and television repair shops	1	(D)	(D)	(D)	AA
7623, 9	Other electrical and electronic repair shops	11	(D)	(D)	(D)	BB
763	Watch, clock, and jewelry repair	1	(D)	(D)	(D)	AA
764	Reupholstery and furniture repair	1	(D)	(D)	(D)	AA
769	Miscellaneous repair and related services	15	(D)	(D)	(D)	BB
78, 79, 84	Amusement and recreation services, including motion pictures and museums	29	(D)	(D)	(D)	EE
781, 2	Motion picture production, distribution, and services	—	—	—	—	—
783	Motion picture theaters	1	(D)	(D)	(D)	AA
784	Video tape rental	6	(D)	(D)	(D)	BB
792	Theatrical producers (except motion picture), bands, orchestras, and entertainers	1	—	—	—	—
793	Bowling centers	1	(D)	(D)	(D)	BB
79 ex. 792, 3, 84	Commercial sports and other amusement and recreation services, including museums	21	6 283	1 155	253	184
80	Health services	186	(D)	(D)	(D)	GG
801	Offices and clinics of doctors of medicine	93	(D)	(D)	(D)	FF
802	Offices and clinics of dentists	38	14 622	6 428	1 215	234
803	Offices and clinics of doctors of osteopathy	1	(D)	(D)	(D)	AA
804	Offices and clinics of other health practitioners	24	8 319	2 323	480	119
805	Nursing and personal care facilities	8	(D)	(D)	(D)	EE
806	Hospitals	1	(D)	(D)	(D)	FF
807, 8, 9	Other health services	21	(D)	(D)	(D)	EE
81	Legal services	69	23 637	7 746	1 824	299
823, 4, 9	Selected educational services	5	(D)	(D)	(D)	CC

GA-32 GEORGIA

SERVICE INDUSTRIES—GEOGRAPHIC AREA SERIES

Table 5. Summary Statistics for Firms Subject to Federal Income Tax for Places With 350 Establishments or More: 1992 — Con.

[Includes only establishments with payroll. For meaning of abbreviations and symbols, see introductory text. For explanation of terms and comparability of 1987 and 1992 censuses, see appendix A. For information on geographic areas followed by ▲, see appendix F]

SIC code	Geographic area and kind of business or operation	Establishments (number)	Receipts (\$1,000)	Annual payroll (\$1,000)	First-quarter payroll (\$1,000)	Paid employees for pay period including March 12 (number)
ALBANY—Con.						
83	Social services	34	(D)	(D)	(D)	FF
835	Child day care services	23	(D)	(D)	(D)	CC
832, 3, 6, 9	Other social services	11	(D)	(D)	(D)	EE
87 ex. 8733	Engineering, accounting, research, management, and related services (except noncommercial research organizations)	59	33 781	16 638	3 971	506
871	Engineering, architectural, and surveying services	22	(D)	(D)	(D)	EE
872	Accounting, auditing, and bookkeeping services	23	11 114	3 553	905	158
873 ex. 8733	Research, development, and testing services (except noncommercial research organizations)	1	(D)	(D)	(D)	AA
874	Management and public relations services	13	(D)	(D)	(D)	BB
89	Services, n.e.c.	6	(D)	(D)	(D)	BB
ATHENS-CLARKE COUNTY ▲ (Coextensive with Clarke County, GA; see table 4.)						
ATLANTA ▲						
Total		5 344	6 544 225	2 534 239	573 893	92 052
70 ex. 704	Hotels, rooming houses, camps, and other lodging places (except membership lodging)	88	(D)	(D)	(D)	JJ
7011	Hotels and motels	84	458 369	141 256	36 655	10 269
7011 pt.	Hotels	60	439 923	136 012	35 564	9 855
7011 pt.	Hotels, 25 guestrooms or more	54	(D)	(D)	(D)	II
7011 pt.	Hotels, less than 25 guestrooms	6	(D)	(D)	(D)	BB
7011 pt.	Motels, motor hotels, and tourist courts	24	18 446	5 244	1 091	414
7011 pt.	Motels, tourist courts	20	15 071	4 177	675	310
7011 pt.	Motor hotels	4	3 375	1 067	416	104
702, 3	Other lodging places	4	(D)	(D)	(D)	AA
702	Rooming and boarding houses	4	(D)	(D)	(D)	AA
703	Camps and recreational vehicle parks	—	—	—	—	—
72	Personal services	390	145 015	52 506	12 116	2 947
721	Laundry, cleaning, and garment services	129	68 669	23 187	5 471	1 456
7211	Power laundries, family and commercial*	1	(D)	(D)	(D)	AA
7213	Linen supply*	5	(D)	(D)	(D)	EE
7215	Coin-operated laundries and drycleaning	30	5 701	895	248	81
7216	Drycleaning plants, except rug cleaning*	54	13 897	5 150	1 177	437
7217	Carpet and upholstery cleaning	1	(D)	(D)	(D)	AA
7218	Industrial laundries*	6	24 453	8 307	1 998	412
7212, 9	Other laundry, cleaning, and garment services*	32	(D)	(D)	(D)	CC
7212	Garment pressing, and agents for laundries and drycleaners	8	717	188	36	12
7219	Laundry and garment services, n.e.c.*	24	(D)	(D)	(D)	CC
722	Photographic studios, portrait	27	12 953	4 497	966	160
723, 4	Beauty and barber shops	164	32 175	14 774	3 403	880
723	Beauty shops	153	31 016	14 352	3 327	848
724	Barber shops	11	1 159	422	76	32
725	Shoe repair shops and shoeshine parlors	9	1 173	384	93	22
726	Funeral service and crematories	14	10 915	3 139	793	133
729	Miscellaneous personal services	47	19 130	6 525	1 390	296
7291	Tax return preparation services	12	2 758	1 506	322	42
7299	Miscellaneous personal services, n.e.c.	35	16 372	5 019	1 068	254
73	Business services	1 258	1 686 647	741 792	177 618	36 984
731	Advertising	144	182 858	75 068	17 681	1 690
7311	Advertising agencies	105	133 509	61 181	14 603	1 344
7312	Outdoor advertising services	6	(D)	(D)	(D)	CC
7313	Radio, television, publishers' advertising representatives	22	19 466	6 446	1 442	132
7319	Advertising, n.e.c.	11	(D)	(D)	(D)	BB
732	Consumer credit reporting agencies, mercantile reporting agencies, and adjustment and collection agencies	17	25 079	6 939	1 710	309
7322	Adjustment and collection services	14	(D)	(D)	(D)	CC
7323	Credit reporting services	3	(D)	(D)	(D)	BB
733	Mailing, reproduction, commercial art and photography, and stenographic services	189	131 847	45 361	9 754	1 765
7331	Direct mail advertising services	12	23 995	5 901	1 272	231
7334	Photocopying and duplicating services	23	44 935	17 154	3 606	878
7335, 6	Commercial photography, art, and graphics	129	52 682	15 911	3 419	453
7335	Commercial photography	42	14 630	3 182	767	110
7336	Commercial art and graphic design	87	38 052	12 729	2 652	343
7338	Secretarial and court reporting services	25	10 235	6 395	1 457	203
734	Services to dwellings and other buildings	86	65 458	41 421	9 652	4 865
7342	Disinfecting and pest control services	12	9 432	3 921	853	169
7349	Building cleaning and maintenance services, n.e.c.	74	56 026	37 500	8 799	4 696
735	Miscellaneous equipment rental and leasing	50	131 612	24 216	5 727	904
7352	Medical equipment rental and leasing	3	(D)	(D)	(D)	AA
7353	Heavy construction equipment rental and leasing	7	(D)	(D)	(D)	BB
7359	Equipment rental and leasing, n.e.c.	40	117 702	21 323	4 991	803

Table 5. Summary Statistics for Firms Subject to Federal Income Tax for Places With 350 Establishments or More: 1992 — Con.

[Includes only establishments with payroll. For meaning of abbreviations and symbols, see introductory text. For explanation of terms and comparability of 1987 and 1992 censuses, see appendix A. For information on geographic areas followed by ▲, see appendix F]

SIC code	Geographic area and kind of business or operation	Establishments (number)	Receipts (\$1,000)	Annual payroll (\$1,000)	First-quarter payroll (\$1,000)	Paid employees for pay period including March 12 (number)
	ATLANTA ▲—Con.					
73	Business services—Con.					
736	Personnel supply services	256	246 694	168 594	38 269	14 818
7361	Employment agencies	73	40 348	22 607	4 704	1 345
7363	Help supply services	183	206 346	145 987	33 565	13 473
7363 pt.	Temporary help supply	174	146 872	99 458	22 478	9 891
7363 pt.	Help supply, except temporary	9	59 474	46 529	11 087	3 582
737	Computer programming, data processing, and other computer related services	193	571 696	254 131	64 454	6 005
7371, 2, 3	Computer programming, prepackaged software, and integrated systems	121	407 037	199 005	50 639	4 426
7371	Computer programming services	77	123 647	59 042	16 518	1 362
7372	Prepackaged software	32	203 660	113 797	27 135	2 315
7373	Computer integrated systems	12	79 730	26 166	6 986	749
7374, 5, 6	Data processing services	35	101 976	35 081	8 155	1 057
7374, 5	Computer processing, information retrieval	32	(D)	(D)	(D)	GG
7376	Computer facilities management services	3	(D)	(D)	(D)	BB
7377, 8, 9	Computer rental and leasing, maintenance, and related services, n.e.c.	37	62 683	20 045	5 660	522
7377	Computer rental and leasing	7	(D)	(D)	(D)	BB
7378	Computer maintenance and repair	6	(D)	(D)	(D)	EE
7379	Computer related services, n.e.c.	24	(D)	(D)	(D)	CC
738	Miscellaneous business services	323	331 403	126 062	30 371	6 628
7381, 2	Detective agencies and protective services	64	80 842	44 390	10 884	3 450
7381	Detective, guard, and armored car services	50	60 105	37 516	9 342	3 188
7382	Security systems services	14	20 737	6 874	1 542	282
7383	News syndicates	5	(D)	(D)	(D)	BB
7384	Photofinishing laboratories*	29	22 600	8 679	2 072	357
7389	Business services, n.e.c.	225	(D)	(D)	(D)	HH
7389 pt.	Sign painting shops	7	3 459	750	87	21
7389 pt.	Interior designing	75	42 945	13 220	2 628	353
7389 pt.	Telephone answering services	9	2 083	451	150	46
7389 pt.	Other business services	134	(D)	(D)	(D)	GG
75	Automotive repair, services, and parking	447	221 514	43 030	10 608	2 520
751	Automotive rental and leasing, without drivers	19	52 999	8 395	1 817	341
7513	Truck rental and leasing, without drivers	11	(D)	(D)	(D)	CC
7514, 5	Passenger car rental and leasing	7	(D)	(D)	(D)	CC
7514	Passenger car rental	3	(D)	(D)	(D)	CC
7515	Passenger car leasing	4	(D)	(D)	(D)	BB
7519	Utility trailer and recreational vehicle rental	1	(D)	(D)	(D)	AA
752	Automobile parking	251	90 646	11 047	2 772	958
753	Automotive repair shops	149	66 124	18 955	4 689	850
7532	Top, body, and upholstery repair shops and paint shops	34	9 285	2 792	734	130
7532 pt.	Top and body repair shops	31	(D)	(D)	(D)	CC
7532 pt.	Paint shops	3	(D)	(D)	(D)	AA
7538	General automotive repair shops	69	27 918	9 058	2 234	380
7538 pt.	General automotive repair shops, except diesel	62	24 124	7 714	1 888	330
7538 pt.	Diesel repair shops	7	3 794	1 344	346	50
7533, 4, 6, 7, 9	Other automotive repair shops	46	28 921	7 105	1 721	340
7533	Automotive exhaust system repair shops	7	5 864	898	225	73
7534	Tire retreading and repair shops	5	(D)	(D)	(D)	BB
7536	Automotive glass replacement shops	2	(D)	(D)	(D)	BB
7537	Automotive transmission repair shops	12	8 350	2 046	528	82
7539	Automotive repair shops, n.e.c.	20	(D)	(D)	(D)	CC
7539 pt.	Radiator repair	2	(D)	(D)	(D)	AA
7539 pt.	Brake, front end, and wheel alignment	7	5 767	1 629	390	67
7539 pt.	Automotive electrical and fuel system services	8	1 936	493	141	30
7539 pt.	Other automotive repair shops, n.e.c.	3	(D)	(D)	(D)	AA
754	Automotive services, except repair	28	11 745	4 633	1 330	371
7542	Carwashes	17	3 808	1 501	387	193
7549	Automotive services, except repair and carwashes	11	7 937	3 132	943	178
76	Miscellaneous repair services	106	77 407	32 991	7 162	1 239
762	Electrical repair shops	24	43 657	20 778	4 294	738
7622	Radio and television repair shops	4	832	275	59	8
7623, 9	Other electrical and electronic repair shops	20	42 825	20 503	4 235	730
7623	Refrigeration and air-conditioning service and repair shops	6	11 494	3 296	811	181
7629	Electrical and electronic repair shops, n.e.c.	14	31 331	17 207	3 424	549
763	Watch, clock, and jewelry repair	6	1 987	823	200	32
764	Reupholstery and furniture repair	16	3 289	1 113	312	73
769	Miscellaneous repair and related services	60	28 474	10 277	2 356	396
7692	Welding repair	3	(D)	(D)	(D)	BB
7694	Armature rewinding shops	7	(D)	(D)	(D)	CC
7699	Repair shops and related services, n.e.c.	50	(D)	(D)	(D)	CC
78, 79, 84	Amusement and recreation services, including motion pictures and museums	212	510 530	141 641	23 259	4 964
781, 2	Motion picture production, distribution, and services	59	342 185	42 779	9 921	2 319
783	Motion picture theaters	17	15 769	2 494	556	226
7832	Motion picture theaters, except drive-in	16	(D)	(D)	(D)	CC
7833	Drive-in motion picture theaters	1	(D)	(D)	(D)	AA
784	Video tape rental	21	(D)	(D)	(D)	CC

Table 5. Summary Statistics for Firms Subject to Federal Income Tax for Places With 350 Establishments or More: 1992 — Con.

[Includes only establishments with payroll. For meaning of abbreviations and symbols, see introductory text. For explanation of terms and comparability of 1987 and 1992 censuses, see appendix A. For information on geographic areas followed by ▲, see appendix F]

SIC code	Geographic area and kind of business or operation	Establishments (number)	Receipts (\$1,000)	Annual payroll (\$1,000)	First-quarter payroll (\$1,000)	Paid employees for pay period including March 12 (number)
	ATLANTA ▲—Con.					
78, 79, 84	Amusement and recreation services, including motion pictures and museums—Con.					
792	Theatrical producers (except motion picture), bands, orchestras, and entertainers.....	38	25 584	5 213	860	195
7922	Theatrical producers (except motion picture) and miscellaneous theatrical services.....	25	18 988	3 502	713	170
7929	Bands, orchestras, actors, and other entertainers and entertainment groups.....	13	6 596	1 711	147	25
793	Bowling centers.....	1	(D)	(D)	(D)	BB
79 ex. 792, 3; 84	Commercial sports and other amusement and recreation services, including museums.....	76	113 516	88 475	11 035	2 026
794	Commercial sports.....	7	(D)	(D)	(D)	GG
7941	Professional sports clubs, managers, promoters.....	6	(D)	(D)	(D)	GG
7948	Racing, including track operation.....	1	(D)	(D)	(D)	AA
79 ex. 792, 3, 4; 84	Other amusement and recreation services, including museums.....	69	(D)	(D)	(D)	FF
791	Dance studios, schools, and halls.....	7	1 695	627	152	57
7991	Physical fitness facilities.....	21	(D)	(D)	(D)	EE
7992	Public golf courses.....	4	(D)	(D)	(D)	CC
7993	Coin-operated amusement devices.....	8	2 821	419	94	21
7996	Amusement parks.....	—	—	—	—	—
7997	Membership sports and recreation clubs.....	4	1 581	465	150	73
7999, 84	Amusement and recreation services, including museums, n.e.c.....	25	(D)	(D)	(D)	CC
7999 pt.	Concession operators of amusement devices and rides.....	—	—	—	—	—
7999 pt.	Carnivals, circuses, and fairs.....	1	(D)	(D)	(D)	AA
7999 pt., 84	Other recreation and amusements, including museums.....	24	(D)	(D)	(D)	CC
80	Health services.....	1 094	918 268	397 499	80 620	9 961
801	Offices and clinics of doctors of medicine.....	602	524 614	257 574	49 260	4 187
8011 pt.	Offices of doctors of medicine.....	594	504 030	247 512	47 113	3 846
8011 pt.	General medical clinics.....	8	20 584	10 062	2 147	341
802	Offices and clinics of dentists.....	216	73 556	28 187	6 005	997
803	Offices and clinics of doctors of osteopathy.....	6	(D)	(D)	(D)	BB
804	Offices and clinics of other health practitioners.....	153	39 413	14 797	3 379	482
8041	Offices and clinics of chiropractors.....	68	17 264	5 753	1 368	209
8042	Offices and clinics of optometrists.....	14	3 918	974	216	47
8043	Offices and clinics of podiatrists.....	11	3 530	1 600	331	41
8049	Offices and clinics of health practitioners, n.e.c.....	60	14 701	6 470	1 464	185
805	Nursing and personal care facilities.....	22	48 231	23 035	5 204	1 681
8051	Skilled nursing care facilities.....	14	37 663	17 842	4 261	1 309
8052	Intermediate care facilities.....	1	(D)	(D)	(D)	AA
8059	Nursing and personal care facilities, n.e.c.....	7	(D)	(D)	(D)	EE
806	Hospitals.....	5	(D)	(D)	(D)	GG
8062	General medical and surgical hospitals.....	1	(D)	(D)	(D)	GG
8063, 9	Specialty hospitals.....	4	(D)	(D)	(D)	EE
807, 8, 9	Other health services.....	90	94 343	35 028	7 730	1 141
807	Medical and dental laboratories.....	30	26 961	12 290	2 628	294
8071	Medical laboratories.....	17	22 637	10 318	2 161	189
8072	Dental laboratories.....	13	4 324	1 972	467	105
808	Home health care services.....	27	24 332	12 058	2 839	519
809	Miscellaneous health and allied services, n.e.c.....	33	43 050	10 680	2 263	328
8092	Kidney dialysis centers.....	6	(D)	(D)	(D)	BB
8093	Specialty outpatient facilities, n.e.c.....	16	26 624	8 263	1 784	238
8099	Health and allied services, n.e.c.....	11	(D)	(D)	(D)	BB
81	Legal services.....	753	1 103 961	381 505	85 945	8 066
823, 4, 9	Selected educational services.....	41	23 239	9 269	2 040	506
823	Libraries.....	1	(D)	(D)	(D)	AA
824	Vocational schools.....	15	14 123	5 692	1 173	314
829	Schools and educational services, n.e.c.....	25	(D)	(D)	(D)	CC
83	Social services.....	126	35 100	14 934	3 773	1 434
835	Child day care services.....	84	17 553	8 239	2 196	1 136
832, 3, 6, 9	Other social services.....	42	17 547	6 695	1 577	298
87 ex. 8733	Engineering, accounting, research, management, and related services (except noncommercial research organizations).....	783	1 338 191	566 543	131 712	12 831
871	Engineering, architectural, and surveying services.....	246	405 819	187 906	43 314	4 360
8711	Engineering services.....	113	243 914	118 390	29 035	2 814
8712	Architectural services.....	122	147 772	61 745	13 160	1 394
8713	Surveying services.....	11	14 133	7 771	1 119	152
872	Accounting, auditing, and bookkeeping services.....	175	329 809	131 338	30 761	3 611
873 ex. 8733	Research, development, and testing services (except noncommercial research organizations).....	34	24 226	8 972	1 940	328
8731	Commercial physical and biological research.....	6	(D)	(D)	(D)	BB
8732	Commercial economic, sociological, and educational research.....	23	15 758	5 133	1 092	210
8734	Testing laboratories.....	5	(D)	(D)	(D)	BB
874	Management and public relations services.....	328	578 337	238 327	55 697	4 532
8741	Management services.....	62	96 070	52 524	12 465	1 119
8742	Management consulting services.....	187	445 184	172 101	40 019	3 009
8743	Public relations services.....	30	(D)	(D)	(D)	CC
8744	Facilities support management services.....	2	(D)	(D)	(D)	AA
8748	Business consulting services, n.e.c.....	47	15 880	5 046	1 163	173
89	Services, n.e.c.....	46	(D)	(D)	(D)	EE

Table 5. Summary Statistics for Firms Subject to Federal Income Tax for Places With 350 Establishments or More: 1992 — Con.

[Includes only establishments with payroll. For meaning of abbreviations and symbols, see introductory text. For explanation of terms and comparability of 1987 and 1992 censuses, see appendix A. For information on geographic areas followed by ▲, see appendix F]

SIC code	Geographic area and kind of business or operation	Establishments (number)	Receipts (\$1,000)	Annual payroll (\$1,000)	First-quarter payroll (\$1,000)	Paid employees for pay period including March 12 (number)
AUGUSTA						
	Total	758	468 249	215 584	45 460	9 036
70 ex. 704	Hotels, rooming houses, camps, and other lodging places (except membership lodging)	17	(D)	(D)	(D)	FF
7011	Hotels and motels	15	23 232	7 353	1 221	533
7011 pt.	Hotels	7	19 868	6 335	1 139	489
7011 pt.	Motels, motor hotels, and tourist courts	8	3 364	1 018	82	44
702, 3	Other lodging places	2	(D)	(D)	(D)	AA
72	Personal services	54	13 989	4 719	1 119	317
721	Laundry, cleaning, and garment services	21	7 344	2 497	612	167
7211	Power laundries, family and commercial*	—	—	—	—	—
7213	Linen supply*	—	—	—	—	—
7215	Coin-operated laundries and drycleaning	5	269	49	10	10
7216	Drycleaning plants, except rug cleaning*	13	(D)	(D)	(D)	BB
7217	Carpet and upholstery cleaning	1	(D)	(D)	(D)	AA
7218	Industrial laundriers*	1	(D)	(D)	(D)	BB
7212, 9	Other laundry, cleaning, and garment services*	1	(D)	(D)	(D)	AA
722	Photographic studios, portrait	1	(D)	(D)	(D)	BB
723, 4	Beauty and barber shops	20	1 207	500	114	48
723	Beauty shops	15	1 058	430	95	40
724	Barber shops	5	149	70	19	8
725	Shoe repair shops and shoeshine parlors	4	416	96	21	7
726	Funeral service and crematories	6	(D)	(D)	(D)	BB
729	Miscellaneous personal services	2	(D)	(D)	(D)	AA
73	Business services	97	80 543	43 064	9 890	3 874
731	Advertising	6	3 991	984	261	35
732	Consumer credit reporting agencies, mercantile reporting agencies, and adjustment and collection agencies	8	3 235	1 317	348	125
733	Mailing, reproduction, commercial art and photography, and stenographic services	8	(D)	(D)	(D)	BB
734	Services to dwellings and other buildings	22	4 593	1 849	423	218
735	Miscellaneous equipment rental and leasing	11	5 867	1 470	313	71
736	Personnel supply services	8	28 285	23 123	5 002	2 056
737	Computer programming, data processing, and other computer related services	8	5 389	1 716	413	57
7371, 2, 3	Computer programming, prepackaged software, and integrated systems	3	(D)	(D)	(D)	AA
7374, 5, 6	Data processing services	2	(D)	(D)	(D)	BB
7377, 8, 9	Computer rental and leasing, maintenance, and related services, n.e.c.	3	(D)	(D)	(D)	AA
738	Miscellaneous business services	26	(D)	(D)	(D)	GG
75	Automotive repair, services, and parking	51	34 904	8 355	2 037	355
751	Automotive rental and leasing, without drivers	4	(D)	(D)	(D)	BB
752	Automobile parking	2	(D)	(D)	(D)	AA
753	Automotive repair shops	40	18 735	6 336	1 561	229
7532	Top, body, and upholstery repair shops and paint shops	13	11 725	4 066	1 052	120
7538	General automotive repair shops	18	4 974	1 584	345	70
7533, 4, 6, 7, 9	Other automotive repair shops	9	2 036	686	164	39
754	Automotive services, except repair	5	(D)	(D)	(D)	BB
76	Miscellaneous repair services	19	6 649	2 443	629	122
762	Electrical repair shops	6	2 632	837	212	42
7622	Radio and television repair shops	1	(D)	(D)	(D)	AA
7623, 9	Other electrical and electronic repair shops	5	(D)	(D)	(D)	BB
763	Watch, clock, and jewelry repair	1	(D)	(D)	(D)	AA
764	Reupholstery and furniture repair	3	224	80	21	12
769	Miscellaneous repair and related services	9	(D)	(D)	(D)	BB
78, 79, 84	Amusement and recreation services, including motion pictures and museums	21	12 863	2 182	328	199
781, 2	Motion picture production, distribution, and services	1	(D)	(D)	(D)	AA
783	Motion picture theaters	4	(D)	(D)	(D)	BB
784	Video tape rental	2	(D)	(D)	(D)	AA
792	Theatrical producers (except motion picture), bands, orchestras, and entertainers	—	—	—	—	—
793	Bowling centers	—	—	—	—	—
79 ex. 792, 3, 84	Commercial sports and other amusement and recreation services, including museums	14	(D)	(D)	(D)	CC
80	Health services	280	208 291	110 293	21 596	2 344
801	Offices and clinics of doctors of medicine	184	156 460	90 423	17 769	1 296
802	Offices and clinics of dentists	45	12 396	5 123	888	211
803	Offices and clinics of doctors of osteopathy	1	(D)	(D)	(D)	AA
804	Offices and clinics of other health practitioners	20	5 001	1 914	428	76
805	Nursing and personal care facilities	5	(D)	(D)	(D)	CC
806	Hospitals	—	—	—	—	—
807, 8, 9	Other health services	25	(D)	(D)	(D)	FF
81	Legal services	121	41 298	18 342	4 091	466
823, 4, 9	Selected educational services	4	(D)	(D)	(D)	BB

Table 5. Summary Statistics for Firms Subject to Federal Income Tax for Places With 350 Establishments or More: 1992 — Con.

[Includes only establishments with payroll. For meaning of abbreviations and symbols, see introductory text. For explanation of terms and comparability of 1987 and 1992 censuses, see appendix A. For information on geographic areas followed by ▲, see appendix F]

SIC code	Geographic area and kind of business or operation	Establishments (number)	Receipts (\$1,000)	Annual payroll (\$1,000)	First-quarter payroll (\$1,000)	Paid employees for pay period including March 12 (number)
	AUGUSTA—Con.					
83	Social services	12	2 238	847	200	104
835	Child day care services	7	1 571	634	151	83
832, 3, 6, 9	Other social services	5	667	213	49	21
87 ex. 8733	Engineering, accounting, research, management, and related services (except noncommercial research organizations)	80	42 660	17 551	4 167	674
871	Engineering, architectural, and surveying services	29	14 982	7 899	1 777	263
872	Accounting, auditing, and bookkeeping services	38	20 374	6 281	1 588	307
873 ex. 8733	Research, development, and testing services (except noncommercial research organizations)	3	(D)	(D)	(D)	BB
874	Management and public relations services	10	(D)	(D)	(D)	BB
89	Services, n.e.c.	2	(D)	(D)	(D)	AA
	BRUNSWICK					
	Total	363	200 740	85 505	18 364	4 314
70 ex. 704	Hotels, rooming houses, camps, and other lodging places (except membership lodging)	17	17 998	4 644	1 166	517
7011	Hotels and motels	17	17 998	4 644	1 166	517
7011 pt.	Hotels	6	7 136	1 810	456	240
7011 pt.	Motels, motor hotels, and tourist courts	11	10 862	2 834	710	277
702, 3	Other lodging places	—	—	—	—	—
72	Personal services	40	7 002	2 319	551	223
721	Laundry, cleaning, and garment services	12	2 543	921	218	94
7211	Power laundries, family and commercial*	—	—	—	—	—
7213	Linen supply*	2	(D)	(D)	(D)	AA
7215	Coin-operated laundries and drycleaning	4	412	106	18	15
7216	Drycleaning plants, except rug cleaning*	3	(D)	(D)	(D)	BB
7217	Carpet and upholstery cleaning	1	(D)	(D)	(D)	AA
7218	Industrial laundries*	—	—	—	—	—
7212, 9	Other laundry, cleaning, and garment services*	2	(D)	(D)	(D)	AA
722	Photographic studios, portrait	1	(D)	(D)	(D)	AA
723, 4	Beauty and barber shops	17	1 342	459	112	63
723	Beauty shops	15	(D)	(D)	(D)	BB
724	Barber shops	2	(D)	(D)	(D)	AA
725	Shoe repair shops and shoeshine parlors	1	(D)	(D)	(D)	AA
726	Funeral service and crematories	3	(D)	(D)	(D)	AA
729	Miscellaneous personal services	6	(D)	(D)	(D)	BB
73	Business services	57	23 784	12 858	2 762	931
731	Advertising	—	—	—	—	—
732	Consumer credit reporting agencies, mercantile reporting agencies, and adjustment and collection agencies	4	1 264	597	142	32
733	Mailing, reproduction, commercial art and photography, and stenographic services	4	(D)	(D)	(D)	AA
734	Services to dwellings and other buildings	20	5 858	3 174	905	313
735	Miscellaneous equipment rental and leasing	9	4 299	969	233	61
736	Personnel supply services	8	(D)	(D)	(D)	EE
737	Computer programming, data processing, and other computer related services	2	(D)	(D)	(D)	BB
7371, 2, 3	Computer programming, prepackaged software, and integrated systems	—	—	—	—	—
7374, 5, 6	Data processing services	1	(D)	(D)	(D)	BB
7377, 8, 9	Computer rental and leasing, maintenance, and related services, n.e.c.	1	(D)	(D)	(D)	AA
738	Miscellaneous business services	10	(D)	(D)	(D)	CC
75	Automotive repair, services, and parking	35	9 210	2 646	661	154
751	Automotive rental and leasing, without drivers	4	(D)	(D)	(D)	BB
752	Automobile parking	—	—	—	—	—
753	Automotive repair shops	25	(D)	(D)	(D)	BB
7532	Top, body, and upholstery repair shops and paint shops	4	(D)	(D)	(D)	BB
7538	General automotive repair shops	17	(D)	(D)	(D)	BB
7533, 4, 6, 7, 9	Other automotive repair shops	4	(D)	(D)	(D)	AA
754	Automotive services, except repair	6	(D)	(D)	(D)	BB
76	Miscellaneous repair services	14	(D)	(D)	(D)	BB
762	Electrical repair shops	5	4 236	1 631	321	60
7622	Radio and television repair shops	3	(D)	(D)	(D)	BB
7623, 9	Other electrical and electronic repair shops	2	(D)	(D)	(D)	BB
763	Watch, clock, and jewelry repair	1	(D)	(D)	(D)	AA
764	Reupholstery and furniture repair	1	(D)	(D)	(D)	AA
769	Miscellaneous repair and related services	7	(D)	(D)	(D)	AA

Table 5. Summary Statistics for Firms Subject to Federal Income Tax for Places With 350 Establishments or More: 1992 — Con.

[Includes only establishments with payroll. For meaning of abbreviations and symbols, see introductory text. For explanation of terms and comparability of 1987 and 1992 censuses, see appendix A. For information on geographic areas followed by ▲, see appendix F]

SIC code	Geographic area and kind of business or operation	Establishments (number)	Receipts (\$1,000)	Annual payroll (\$1,000)	First-quarter payroll (\$1,000)	Paid employees for pay period including March 12 (number)
BRUNSWICK—Con.						
78, 79, 84	Amusement and recreation services, including motion pictures and museums	18	(D)	(D)	(D)	CC
781, 2	Motion picture production, distribution, and services	1	(D)	(D)	(D)	AA
783	Motion picture theaters	3	(D)	(D)	(D)	BB
784	Video tape rental	4	(D)	(D)	(D)	BB
792	Theatrical producers (except motion picture), bands, orchestras, and entertainers	—	—	—	—	—
793	Bowling centers	1	(D)	(D)	(D)	AA
79 ex. 792, 3, 84	Commercial sports and other amusement and recreation services, including museums	9	1 717	253	58	35
80	Health services	105	104 539	49 090	10 205	1 790
801	Offices and clinics of doctors of medicine	50	33 052	16 644	3 315	300
802	Offices and clinics of dentists	20	6 318	2 023	451	100
803	Offices and clinics of doctors of osteopathy	1	(D)	(D)	(D)	AA
804	Offices and clinics of other health practitioners	15	(D)	(D)	(D)	BB
805	Nursing and personal care facilities	4	(D)	(D)	(D)	EE
806	Hospitals	—	—	—	—	—
807, 8, 9	Other health services	15	(D)	(D)	(D)	FF
81	Legal services	39	13 610	5 545	1 049	144
823, 4, 9	Selected educational services	—	—	—	—	—
83	Social services	10	(D)	(D)	(D)	CC
835	Child day care services	8	(D)	(D)	(D)	BB
832, 3, 6, 9	Other social services	2	(D)	(D)	(D)	CC
87 ex. 8733	Engineering, accounting, research, management, and related services (except noncommercial research organizations)	28	7 407	2 891	756	167
871	Engineering, architectural, and surveying services	9	(D)	(D)	(D)	BB
872	Accounting, auditing, and bookkeeping services	16	4 897	1 748	511	105
873 ex. 8733	Research, development, and testing services (except noncommercial research organizations)	—	—	—	—	—
874	Management and public relations services	3	(D)	(D)	(D)	AA
89	Services, n.e.c.	—	—	—	—	—
COLUMBUS CITY ▲ (Coextensive with Muscogee County, GA; see table 4.)						
DALTON						
Total		411	190 570	78 444	15 925	3 932
70 ex. 704	Hotels, rooming houses, camps, and other lodging places (except membership lodging)	8	(D)	(D)	(D)	CC
7011	Hotels and motels	8	(D)	(D)	(D)	CC
7011 pt.	Hotels	1	(D)	(D)	(D)	BB
7011 pt.	Motels, motor hotels, and tourist courts	7	(D)	(D)	(D)	CC
702, 3	Other lodging places	—	—	—	—	—
72	Personal services	59	10 369	3 393	744	276
721	Laundry, cleaning, and garment services	20	4 874	1 656	386	147
7211	Power laundries, family and commercial*	2	(D)	(D)	(D)	AA
7213	Linen supply*	1	(D)	(D)	(D)	BB
7215	Coin-operated laundries and drycleaning	1	(D)	(D)	(D)	AA
7216	Drycleaning plants, except rug cleaning	11	(D)	(D)	(D)	BB
7217	Carpet and upholstery cleaning	3	(D)	(D)	(D)	AA
7218	Industrial launderers*	—	—	—	—	—
7212, 9	Other laundry, cleaning, and garment services*	2	(D)	(D)	(D)	AA
722	Photographic studios, portrait	5	(D)	(D)	(D)	AA
723, 4	Beauty and barber shops	20	(D)	(D)	(D)	BB
723	Beauty shops	17	(D)	(D)	(D)	BB
724	Barber shops	3	161	44	10	5
725	Shoe repair shops and shoeshine parlors	—	—	—	—	—
726	Funeral service and crematories	3	(D)	(D)	(D)	AA
729	Miscellaneous personal services	11	(D)	(D)	(D)	BB

Table 5. Summary Statistics for Firms Subject to Federal Income Tax for Places With 350 Establishments or More: 1992 — Con.

[Includes only establishments with payroll. For meaning of abbreviations and symbols, see introductory text. For explanation of terms and comparability of 1987 and 1992 censuses, see appendix A. For information on geographic areas followed by ▲, see appendix F]

SIC code	Geographic area and kind of business or operation	Establishments (number)	Receipts (\$1,000)	Annual payroll (\$1,000)	First-quarter payroll (\$1,000)	Paid employees for pay period including March 12 (number)
	DALTON—Con.					
73	Business services	78	34 487	17 459	3 447	1 600
731	Advertising	3	(D)	(D)	(D)	BB
732	Consumer credit reporting agencies, mercantile reporting agencies, and adjustment and collection agencies	4	1 468	562	131	35
733	Mailing, reproduction, commercial art and photography, and stenographic services	8	(D)	(D)	(D)	AA
734	Services to dwellings and other buildings	14	2 999	1 002	238	95
735	Miscellaneous equipment rental and leasing	11	3 229	955	213	41
736	Personnel supply services	12	(D)	(D)	(D)	GG
737	Computer programming, data processing, and other computer related services	11	(D)	(D)	(D)	BB
7371, 2, 3	Computer programming, prepackaged software, and integrated systems	6	(D)	(D)	(D)	BB
7374, 5, 6	Data processing services	2	(D)	(D)	(D)	BB
7377, 8, 9	Computer rental and leasing, maintenance, and related services, n.e.c.	3	(D)	(D)	(D)	AA
738	Miscellaneous business services	15	(D)	(D)	(D)	BB
75	Automotive repair, services, and parking	28	16 116	3 972	890	189
751	Automotive rental and leasing, without drivers	6	(D)	(D)	(D)	BB
752	Automobile parking	—	—	—	—	—
753	Automotive repair shops	18	(D)	(D)	(D)	BB
7532	Top, body, and upholstery repair shops and paint shops	4	(D)	(D)	(D)	AA
7538	General automotive repair shops	11	3 658	865	198	40
7533, 4, 6, 7, 9	Other automotive repair shops	3	(D)	(D)	(D)	AA
754	Automotive services, except repair	4	(D)	(D)	(D)	BB
76	Miscellaneous repair services	22	9 107	2 512	481	115
762	Electrical repair shops	6	(D)	(D)	(D)	BB
7622	Radio and television repair shops	3	170	51	14	6
7623, 9	Other electrical and electronic repair shops	3	(D)	(D)	(D)	AA
763	Watch, clock, and jewelry repair	1	(D)	(D)	(D)	AA
764	Reupholstery and furniture repair	—	—	—	—	—
769	Miscellaneous repair and related services	15	(D)	(D)	(D)	BB
78, 79, 84	Amusement and recreation services, including motion pictures and museums	24	6 486	1 279	289	119
781, 2	Motion picture production, distribution, and services	3	(D)	(D)	(D)	AA
783	Motion picture theaters	2	(D)	(D)	(D)	BB
784	Video tape rental	7	2 589	315	76	43
792	Theatrical producers (except motion picture), bands, orchestras, and entertainers	—	—	—	—	—
793	Bowling centers	1	(D)	(D)	(D)	AA
79 ex. 792, 3; 84	Commercial sports and other amusement and recreation services, including museums	11	1 744	458	92	31
80	Health services	89	67 795	30 974	6 115	902
801	Offices and clinics of doctors of medicine	50	46 879	23 332	4 316	426
802	Offices and clinics of dentists	20	(D)	(D)	(D)	CC
803	Offices and clinics of doctors of osteopathy	—	—	—	—	—
804	Offices and clinics of other health practitioners	12	1 878	879	195	34
805	Nursing and personal care facilities	3	(D)	(D)	(D)	EE
806	Hospitals	—	—	—	—	—
807, 8, 9	Other health services	4	(D)	(D)	(D)	BB
81	Legal services	26	12 693	4 616	938	144
823, 4, 9	Selected educational services	2	(D)	(D)	(D)	AA
83	Social services	13	(D)	(D)	(D)	BB
835	Child day care services	4	(D)	(D)	(D)	AA
832, 3, 6, 9	Other social services	9	(D)	(D)	(D)	BB
87 ex. 8733	Engineering, accounting, research, management, and related services (except noncommercial research organizations)	60	24 999	12 126	2 510	396
871	Engineering, architectural, and surveying services	13	(D)	(D)	(D)	BB
872	Accounting, auditing, and bookkeeping services	26	(D)	(D)	(D)	CC
873 ex. 8733	Research, development, and testing services (except noncommercial research organizations)	5	3 385	1 595	329	45
874	Management and public relations services	16	(D)	(D)	(D)	CC
89	Services, n.e.c.	2	(D)	(D)	(D)	AA

Table 5. Summary Statistics for Firms Subject to Federal Income Tax for Places With 350 Establishments or More: 1992 — Con.

[Includes only establishments with payroll. For meaning of abbreviations and symbols, see introductory text. For explanation of terms and comparability of 1987 and 1992 censuses, see appendix A. For information on geographic areas followed by ▲, see appendix F]

SIC code	Geographic area and kind of business or operation	Establishments (number)	Receipts (\$1,000)	Annual payroll (\$1,000)	First-quarter payroll (\$1,000)	Paid employees for pay period including March 12 (number)
DECATUR						
	Total	364	228 215	102 764	23 298	3 162
70 ex. 704	Hotels, rooming houses, camps, and other lodging places (except membership lodging)	7	9 252	2 513	628	204
7011	Hotels and motels	7	9 252	2 513	628	204
7011 pt.	Hotels	4	(D)	(D)	(D)	CC
7011 pt.	Motels, motor hotels, and tourist courts	3	(D)	(D)	(D)	AA
702, 3	Other lodging places	—	—	—	—	—
72	Personal services	29	6 518	2 231	507	169
721	Laundry, cleaning, and garment services	18	5 576	2 000	467	154
7211	Power laundries, family and commercial*	1	(D)	(D)	(D)	BB
7213	Linen supply*	—	—	—	—	—
7215	Coin-operated laundries and drycleaning	1	(D)	(D)	(D)	AA
7216	Drycleaning plants, except rug cleaning*	14	2 649	910	204	82
7217	Carpet and upholstery cleaning	1	(D)	(D)	(D)	BB
7218	Industrial laundriers*	—	—	—	—	—
7212, 9	Other laundry, cleaning, and garment services*	1	(D)	(D)	(D)	AA
722	Photographic studios, portrait	—	—	—	—	—
723, 4	Beauty and barber shops	8	695	194	32	13
723	Beauty shops	7	(D)	(D)	(D)	AA
724	Barber shops	1	(D)	(D)	(D)	AA
725	Shoe repair shops and shoeshine parlors	1	(D)	(D)	(D)	AA
726	Funeral service and crematories	1	(D)	(D)	(D)	AA
729	Miscellaneous personal services	1	(D)	(D)	(D)	AA
73	Business services	49	25 020	9 956	2 196	528
731	Advertising	—	—	—	—	—
732	Consumer credit reporting agencies, mercantile reporting agencies, and adjustment and collection agencies	1	(D)	(D)	(D)	AA
733	Mailing, reproduction, commercial art and photography, and stenographic services	9	1 633	757	172	40
734	Services to dwellings and other buildings	7	3 200	1 275	317	130
735	Miscellaneous equipment rental and leasing	3	(D)	(D)	(D)	BB
736	Personnel supply services	5	3 608	2 107	342	169
737	Computer programming, data processing, and other computer related services	12	7 245	3 350	752	93
7371, 2, 3	Computer programming, prepackaged software, and integrated systems	10	(D)	(D)	(D)	BB
7374, 5, 6	Data processing services	2	(D)	(D)	(D)	BB
7377, 8, 9	Computer rental and leasing, maintenance, and related services, n.e.c.	—	—	—	—	—
738	Miscellaneous business services	12	3 918	971	248	53
75	Automotive repair, services, and parking	19	6 379	1 856	462	93
751	Automotive rental and leasing, without drivers	2	(D)	(D)	(D)	AA
752	Automobile parking	4	(D)	(D)	(D)	AA
753	Automotive repair shops	13	(D)	(D)	(D)	BB
7532	Top, body, and upholstery repair shops and paint shops	3	428	115	30	7
7538	General automotive repair shops	3	(D)	(D)	(D)	AA
7533, 4, 6, 7, 9	Other automotive repair shops	7	4 403	1 389	354	59
754	Automotive services, except repair	—	—	—	—	—
76	Miscellaneous repair services	3	(D)	(D)	(D)	AA
762	Electrical repair shops	1	(D)	(D)	(D)	AA
7622	Radio and television repair shops	—	—	—	—	—
7623, 9	Other electrical and electronic repair shops	1	(D)	(D)	(D)	AA
763	Watch, clock, and jewelry repair	—	—	—	—	—
764	Reupholstery and furniture repair	—	—	—	—	—
769	Miscellaneous repair and related services	2	(D)	(D)	(D)	AA
78, 79, 84	Amusement and recreation services, including motion pictures and museums	7	2 391	584	80	27
781, 2	Motion picture production, distribution, and services	4	(D)	(D)	(D)	AA
783	Motion picture theaters	—	—	—	—	—
784	Video tape rental	—	—	—	—	—
792	Theatrical producers (except motion picture), bands, orchestras, and entertainers	1	(D)	(D)	(D)	AA
793	Bowling centers	—	—	—	—	—
79 ex. 792, 3; 84	Commercial sports and other amusement and recreation services, including museums	2	(D)	(D)	(D)	AA
80	Health services	84	63 475	27 920	5 639	769
801	Offices and clinics of doctors of medicine	41	27 356	16 303	2 873	207
802	Offices and clinics of dentists	19	5 810	2 716	651	78
803	Offices and clinics of doctors of osteopathy	—	—	—	—	—
804	Offices and clinics of other health practitioners	10	3 534	1 148	254	47
805	Nursing and personal care facilities	1	(D)	(D)	(D)	CC
806	Hospitals	1	(D)	(D)	(D)	CC
807, 8, 9	Other health services	12	(D)	(D)	(D)	BB
81	Legal services	112	41 540	16 185	3 331	417
823, 4, 9	Selected educational services	1	(D)	(D)	(D)	BB

GA-40 GEORGIA

SERVICE INDUSTRIES—GEOGRAPHIC AREA SERIES

Table 5. Summary Statistics for Firms Subject to Federal Income Tax for Places With 350 Establishments or More: 1992 — Con.

[Includes only establishments with payroll. For meaning of abbreviations and symbols, see introductory text. For explanation of terms and comparability of 1987 and 1992 censuses, see appendix A. For information on geographic areas followed by ▲, see appendix F]

SIC code	Geographic area and kind of business or operation	Establishments (number)	Receipts (\$1,000)	Annual payroll (\$1,000)	First-quarter payroll (\$1,000)	Paid employees for pay period including March 12 (number)
DECATUR—Con.						
83	Social services	8	2 090	809	176	98
835	Child day care services	7	(D)	(D)	(D)	BB
832, 3, 6, 9	Other social services	1	(D)	(D)	(D)	AA
87 ex. 8733	Engineering, accounting, research, management, and related services (except noncommercial research organizations)	43	68 716	39 560	10 025	815
871	Engineering, architectural, and surveying services	13	(D)	(D)	(D)	FF
872	Accounting, auditing, and bookkeeping services	15	(D)	(D)	(D)	BB
873 ex. 8733	Research, development, and testing services (except noncommercial research organizations)	2	(D)	(D)	(D)	BB
874	Management and public relations services	13	11 370	4 360	1 013	98
89	Services, n.e.c.	2	(D)	(D)	(D)	AA
GAINESVILLE						
	Total	487	271 034	110 440	24 364	4 888
70 ex. 704	Hotels, rooming houses, camps, and other lodging places (except membership lodging)	9	(D)	(D)	(D)	CC
7011	Hotels and motels	9	(D)	(D)	(D)	CC
7011 pt.	Hotels	3	(D)	(D)	(D)	BB
7011 pt.	Motels, motor hotels, and tourist courts	6	4 754	1 649	401	146
702, 3	Other lodging places	—	—	—	—	—
72	Personal services	54	9 569	3 632	920	303
721	Laundry, cleaning, and garment services	14	(D)	(D)	(D)	CC
7211	Power laundries, family and commercial*	—	—	—	—	—
7213	Linen supply*	1	(D)	(D)	(D)	AA
7215	Coin-operated laundries and drycleaning	3	(D)	(D)	(D)	AA
7216	Drycleaning plants, except rug cleaning*	8	1 802	770	166	70
7217	Carpet and upholstery cleaning	2	(D)	(D)	(D)	AA
7218	Industrial laundriers*	—	—	—	—	—
7212, 9	Other laundry, cleaning, and garment services*	—	—	—	—	—
722	Photographic studios, portrait	6	1 200	290	66	21
723, 4	Beauty and barber shops	26	3 215	1 507	382	134
723	Beauty shops	26	3 215	1 507	382	134
724	Barber shops	—	—	—	—	—
725	Shoe repair shops and shoeshine parlors	1	(D)	(D)	(D)	AA
726	Funeral service and crematories	3	(D)	(D)	(D)	BB
729	Miscellaneous personal services	4	(D)	(D)	(D)	AA
73	Business services	57	41 259	21 139	4 406	1 491
731	Advertising	5	(D)	(D)	(D)	BB
732	Consumer credit reporting agencies, mercantile reporting agencies, and adjustment and collection agencies	3	(D)	(D)	(D)	BB
733	Mailing, reproduction, commercial art and photography, and stenographic services	6	(D)	(D)	(D)	CC
734	Services to dwellings and other buildings	7	3 979	1 657	370	159
735	Miscellaneous equipment rental and leasing	5	(D)	(D)	(D)	BB
736	Personnel supply services	7	11 251	9 753	1 634	750
737	Computer programming, data processing, and other computer related services	4	(D)	(D)	(D)	AA
7371, 2, 3	Computer programming, prepackaged software, and integrated systems	2	(D)	(D)	(D)	AA
7374, 5, 6	Data processing services	1	(D)	(D)	(D)	AA
7377, 8, 9	Computer rental and leasing, maintenance, and related services, n.e.c.	1	(D)	(D)	(D)	AA
738	Miscellaneous business services	20	16 018	6 591	1 532	359
75	Automotive repair, services, and parking	39	10 375	2 666	652	182
751	Automotive rental and leasing, without drivers	4	824	96	37	10
752	Automobile parking	—	—	—	—	—
753	Automotive repair shops	28	7 889	2 021	477	100
7532	Top, body, and upholstery repair shops and paint shops	4	(D)	(D)	(D)	BB
7538	General automotive repair shops	13	3 628	785	191	44
7533, 4, 6, 7, 9	Other automotive repair shops	11	(D)	(D)	(D)	BB
754	Automotive services, except repair	7	1 662	549	138	72
76	Miscellaneous repair services	17	4 250	1 518	367	76
762	Electrical repair shops	5	(D)	(D)	(D)	BB
7622	Radio and television repair shops	1	(D)	(D)	(D)	AA
7623, 9	Other electrical and electronic repair shops	4	(D)	(D)	(D)	BB
763	Watch, clock, and jewelry repair	—	—	—	—	—
764	Reupholstery and furniture repair	—	—	—	—	—
769	Miscellaneous repair and related services	12	(D)	(D)	(D)	BB

Table 5. Summary Statistics for Firms Subject to Federal Income Tax for Places With 350 Establishments or More: 1992 — Con.

[Includes only establishments with payroll. For meaning of abbreviations and symbols, see introductory text. For explanation of terms and comparability of 1987 and 1992 censuses, see appendix A. For information on geographic areas followed by ▲, see appendix F]

SIC code	Geographic area and kind of business or operation	Establishments (number)	Receipts (\$1,000)	Annual payroll (\$1,000)	First-quarter payroll (\$1,000)	Paid employees for pay period including March 12 (number)
GAINESVILLE—Con.						
78, 79, 84	Amusement and recreation services, including motion pictures and museums	18	6 194	1 369	336	145
781, 2	Motion picture production, distribution, and services	—	—	—	—	—
783	Motion picture theaters	4	(D)	(D)	(D)	BB
784	Video tape rental	4	(D)	(D)	(D)	BB
792	Theatrical producers (except motion picture), bands, orchestras, and entertainers	—	—	—	—	—
793	Bowling centers	—	—	—	—	—
79 ex. 792, 3; 84	Commercial sports and other amusement and recreation services, including museums	10	(D)	(D)	(D)	BB
80	Health services	162	149 602	63 371	13 686	1 830
801	Offices and clinics of doctors of medicine	81	74 495	34 916	6 632	547
802	Offices and clinics of dentists	38	13 670	6 124	1 623	196
803	Offices and clinics of doctors of osteopathy	—	—	—	—	—
804	Offices and clinics of other health practitioners	22	(D)	(D)	(D)	BB
805	Nursing and personal care facilities	2	(D)	(D)	(D)	CC
806	Hospitals	1	(D)	(D)	(D)	EE
807, 8, 9	Other health services	18	(D)	(D)	(D)	EE
81	Legal services	51	(D)	(D)	(D)	CC
823, 4, 9	Selected educational services	6	(D)	(D)	(D)	AA
83	Social services	9	(D)	(D)	(D)	BB
835	Child day care services	1	(D)	(D)	(D)	AA
832, 3, 6, 9	Other social services	8	(D)	(D)	(D)	BB
87 ex. 8733	Engineering, accounting, research, management, and related services (except noncommercial research organizations)	64	19 973	8 064	1 962	344
871	Engineering, architectural, and surveying services	16	5 850	2 749	594	101
872	Accounting, auditing, and bookkeeping services	32	9 054	3 303	773	153
873 ex. 8733	Research, development, and testing services (except noncommercial research organizations)	4	(D)	(D)	(D)	BB
874	Management and public relations services	12	(D)	(D)	(D)	BB
89	Services, n.e.c.	1	(D)	(D)	(D)	AA
LAWRENCEVILLE						
	Total	432	195 705	75 981	15 793	3 144
70 ex. 704	Hotels, rooming houses, camps, and other lodging places (except membership lodging)	2	(D)	(D)	(D)	AA
7011	Hotels and motels	2	(D)	(D)	(D)	AA
7011 pt.	Hotels	1	(D)	(D)	(D)	AA
7011 pt.	Motels, motor hotels, and tourist courts	1	(D)	(D)	(D)	AA
702, 3	Other lodging places	—	—	—	—	—
72	Personal services	32	6 813	2 232	547	189
721	Laundry, cleaning, and garment services	12	3 245	1 080	270	80
7211	Power laundries, family and commercial*	—	—	—	—	—
7213	Linen supply*	2	(D)	(D)	(D)	BB
7215	Coin-operated laundries and drycleaning	2	(D)	(D)	(D)	AA
7216	Drycleaning plants, except rug cleaning*	8	(D)	(D)	(D)	BB
7217	Carpet and upholstery cleaning	—	—	—	—	—
7218	Industrial launderers*	—	—	—	—	—
7212, 9	Other laundry, cleaning, and garment services*	—	—	—	—	—
722	Photographic studios, portrait	3	898	228	57	25
723, 4	Beauty and barber shops	9	1 011	553	136	55
723	Beauty shops	8	(D)	(D)	(D)	BB
724	Barber shops	1	(D)	(D)	(D)	AA
725	Shoe repair shops and shoeshine parlors	1	(D)	(D)	(D)	AA
726	Funeral service and crematories	1	(D)	(D)	(D)	AA
729	Miscellaneous personal services	6	(D)	(D)	(D)	BB
73	Business services	84	31 011	11 683	2 344	567
731	Advertising	2	(D)	(D)	(D)	AA
732	Consumer credit reporting agencies, mercantile reporting agencies, and adjustment and collection agencies	3	137	52	31	8
733	Mailing, reproduction, commercial art and photography, and stenographic services	5	2 519	607	123	31
734	Services to dwellings and other buildings	16	5 054	1 899	400	99
735	Miscellaneous equipment rental and leasing	12	4 266	1 081	234	51
736	Personnel supply services	5	4 912	3 785	719	217
737	Computer programming, data processing, and other computer related services	22	6 976	2 529	530	79
7371, 2, 3	Computer programming, prepackaged software, and integrated systems	13	4 046	1 284	296	37
7374, 5, 6	Data processing services	3	345	166	27	5
7377, 8, 9	Computer rental and leasing, maintenance, and related services, n.e.c.	6	2 585	1 079	207	37
738	Miscellaneous business services	19	(D)	(D)	(D)	BB

GA-42 GEORGIA

SERVICE INDUSTRIES—GEOGRAPHIC AREA SERIES

Table 5. Summary Statistics for Firms Subject to Federal Income Tax for Places With 350 Establishments or More: 1992 — Con.

[Includes only establishments with payroll. For meaning of abbreviations and symbols, see introductory text. For explanation of terms and comparability of 1987 and 1992 censuses, see appendix A. For information on geographic areas followed by ▲, see appendix F]

SIC code	Geographic area and kind of business or operation	Establishments (number)	Receipts (\$1,000)	Annual payroll (\$1,000)	First-quarter payroll (\$1,000)	Paid employees for pay period including March 12 (number)
LAWRENCEVILLE—Con.						
75	Automotive repair, services, and parking	41	11 722	3 469	984	203
751	Automotive rental and leasing, without drivers	—	—	—	—	—
752	Automobile parking	—	—	—	—	—
753	Automotive repair shops	34	9 255	2 888	843	149
7532	Top, body, and upholstery repair shops and paint shops	9	3 215	1 198	464	74
7538	General automotive repair shops	15	3 711	795	173	32
7533, 4, 6, 7, 9	Other automotive repair shops	10	2 329	895	206	43
754	Automotive services, except repair	7	2 467	581	141	54
76	Miscellaneous repair services	16	6 271	1 978	429	80
762	Electrical repair shops	6	2 130	590	114	33
7622	Radio and television repair shops	—	—	—	—	—
7623, 9	Other electrical and electronic repair shops	6	2 130	590	114	33
763	Watch, clock, and jewelry repair	1	(D)	(D)	(D)	AA
764	Reupholstery and furniture repair	2	(D)	(D)	(D)	AA
769	Miscellaneous repair and related services	7	3 892	1 292	292	40
78, 79, 84	Amusement and recreation services, including motion pictures and museums	20	8 458	1 512	375	199
781, 2	Motion picture production, distribution, and services	1	(D)	(D)	(D)	AA
783	Motion picture theaters	2	(D)	(D)	(D)	BB
784	Video tape rental	6	1 981	272	65	42
792	Theatrical producers (except motion picture), bands, orchestras, and entertainers	—	—	—	—	—
793	Bowling centers	2	(D)	(D)	(D)	BB
79 ex. 792, 3; 84	Commercial sports and other amusement and recreation services, including museums	9	1 671	320	80	59
80	Health services	122	91 920	39 405	7 571	1 116
801	Offices and clinics of doctors of medicine	69	56 788	28 342	5 061	463
802	Offices and clinics of dentists	24	10 048	3 204	643	137
803	Offices and clinics of doctors of osteopathy	2	(D)	(D)	(D)	AA
804	Offices and clinics of other health practitioners	18	(D)	(D)	(D)	BB
805	Nursing and personal care facilities	3	12 747	4 421	1 117	336
806	Hospitals	—	—	—	—	—
807, 8, 9	Other health services	6	(D)	(D)	(D)	CC
81	Legal services	40	9 391	3 220	713	98
823, 4, 9	Selected educational services	5	1 455	497	116	37
83	Social services	19	7 878	3 678	925	352
835	Child day care services	17	(D)	(D)	(D)	EE
832, 3, 6, 9	Other social services	2	(D)	(D)	(D)	BB
87 ex. 8733	Engineering, accounting, research, management, and related services (except noncommercial research organizations)	48	18 753	7 432	1 615	255
871	Engineering, architectural, and surveying services	17	10 893	5 000	1 056	159
872	Accounting, auditing, and bookkeeping services	15	2 463	1 039	264	46
873 ex. 8733	Research, development, and testing services (except noncommercial research organizations)	4	1 156	278	62	14
874	Management and public relations services	12	4 241	1 115	233	36
89	Services, n.e.c.	3	(D)	(D)	(D)	BB
MACON ▲						
Total		1 235	823 161	302 034	63 993	13 712
70 ex. 704	Hotels, rooming houses, camps, and other lodging places (except membership lodging)	28	(D)	(D)	(D)	FF
7011	Hotels and motels	27	19 295	3 695	940	555
7011 pt.	Hotels	14	14 843	2 988	743	416
7011 pt.	Motels, motor hotels, and tourist courts	13	4 452	707	197	139
702, 3	Other lodging places	1	(D)	(D)	(D)	AA
72	Personal services	120	30 551	11 059	2 702	913
721	Laundry, cleaning, and garment services	51	15 722	6 266	1 491	406
7211	Power laundries, family and commercial*	2	(D)	(D)	(D)	AA
7213	Linen supply*	2	(D)	(D)	(D)	CC
7215	Coin-operated laundries and drycleaning	16	(D)	(D)	(D)	BB
7216	Drycleaning plants, except rug cleaning*	12	2 820	1 331	301	113
7217	Carpet and upholstery cleaning	4	698	227	52	16
7218	Industrial launderers*	2	(D)	(D)	(D)	BB
7212, 9	Other laundry, cleaning, and garment services*	13	(D)	(D)	(D)	BB
722	Photographic studios, portrait	10	(D)	(D)	(D)	BB
723, 4	Beauty and barber shops	35	(D)	(D)	(D)	CC
723	Beauty shops	33	(D)	(D)	(D)	CC
724	Barber shops	2	(D)	(D)	(D)	AA
725	Shoe repair shops and shoeshine parlors	5	(D)	(D)	(D)	AA
726	Funeral service and crematories	9	6 791	1 954	370	90
729	Miscellaneous personal services	10	(D)	(D)	(D)	CC

Table 5. Summary Statistics for Firms Subject to Federal Income Tax for Places With 350 Establishments or More: 1992 — Con.

[Includes only establishments with payroll. For meaning of abbreviations and symbols, see introductory text. For explanation of terms and comparability of 1987 and 1992 censuses, see appendix A. For information on geographic areas followed by ▲, see appendix F]

SIC code	Geographic area and kind of business or operation	Establishments (number)	Receipts (\$1,000)	Annual payroll (\$1,000)	First-quarter payroll (\$1,000)	Paid employees for pay period including March 12 (number)
	MACON ▲—Con.					
73	Business services	177	95 665	39 437	8 662	3 231
731	Advertising	14	9 202	2 430	515	102
732	Consumer credit reporting agencies, mercantile reporting agencies, and adjustment and collection agencies	5	(D)	(D)	(D)	BB
733	Mailing, reproduction, commercial art and photography, and stenographic services	11	1 396	565	105	30
734	Services to dwellings and other buildings	42	14 419	6 901	1 659	807
735	Miscellaneous equipment rental and leasing	19	7 986	2 045	452	123
736	Personnel supply services	23	(D)	(D)	(D)	GG
737	Computer programming, data processing, and other computer related services	23	(D)	(D)	(D)	EE
7371, 2, 3	Computer programming, prepackaged software, and integrated systems	14	(D)	(D)	(D)	CC
7374, 5, 6	Data processing services	1	(D)	(D)	(D)	CC
7377, 8, 9	Computer rental and leasing, maintenance, and related services, n.e.c.	8	(D)	(D)	(D)	BB
738	Miscellaneous business services	40	(D)	(D)	(D)	FF
75	Automotive repair, services, and parking	125	63 372	12 209	2 980	779
751	Automotive rental and leasing, without drivers	13	26 787	3 135	774	171
752	Automobile parking	1	(D)	(D)	(D)	AA
753	Automotive repair shops	93	31 860	7 644	1 866	452
7532	Top, body, and upholstery repair shops and paint shops	27	(D)	(D)	(D)	CC
7538	General automotive repair shops	43	(D)	(D)	(D)	CC
7533, 4, 6, 7, 9	Other automotive repair shops	23	(D)	(D)	(D)	BB
754	Automotive services, except repair	18	(D)	(D)	(D)	CC
76	Miscellaneous repair services	56	30 085	10 876	2 644	488
762	Electrical repair shops	18	7 501	3 096	767	159
7622	Radio and television repair shops	5	1 158	386	91	23
7623, 9	Other electrical and electronic repair shops	13	6 343	2 710	676	136
763	Watch, clock, and jewelry repair	2	(D)	(D)	(D)	AA
764	Reupholstery and furniture repair	9	858	298	67	27
769	Miscellaneous repair and related services	27	(D)	(D)	(D)	EE
78, 79, 84	Amusement and recreation services, including motion pictures and museums	63	19 472	3 967	786	430
781, 2	Motion picture production, distribution, and services	3	(D)	(D)	(D)	AA
783	Motion picture theaters	4	(D)	(D)	(D)	BB
784	Video tape rental	19	(D)	(D)	(D)	CC
792	Theatrical producers (except motion picture), bands, orchestras, and entertainers	5	(D)	(D)	(D)	AA
793	Bowling centers	2	(D)	(D)	(D)	BB
79 ex. 792, 3; 84	Commercial sports and other amusement and recreation services, including museums	30	(D)	(D)	(D)	CC
80	Health services	364	435 226	173 908	35 902	5 393
801	Offices and clinics of doctors of medicine	202	171 439	90 366	16 786	1 399
802	Offices and clinics of dentists	64	23 658	10 057	2 123	364
803	Offices and clinics of doctors of osteopathy	—	—	—	—	—
804	Offices and clinics of other health practitioners	35	9 865	3 989	927	136
805	Nursing and personal care facilities	9	18 919	8 225	1 962	729
806	Hospitals	5	(D)	(D)	(D)	GG
807, 8, 9	Other health services	49	(D)	(D)	(D)	FF
81	Legal services	111	60 232	19 334	2 820	565
823, 4, 9	Selected educational services	5	(D)	(D)	(D)	BB
83	Social services	52	(D)	(D)	(D)	EE
835	Child day care services	35	5 814	2 640	614	323
832, 3, 6, 9	Other social services	17	(D)	(D)	(D)	CC
87 ex. 8733	Engineering, accounting, research, management, and related services (except noncommercial research organizations)	133	58 009	23 037	5 415	820
871	Engineering, architectural, and surveying services	41	32 450	12 376	2 945	366
872	Accounting, auditing, and bookkeeping services	62	(D)	(D)	(D)	EE
873 ex. 8733	Research, development, and testing services (except noncommercial research organizations)	1	(D)	(D)	(D)	AA
874	Management and public relations services	29	(D)	(D)	(D)	CC
89	Services, n.e.c.	1	(D)	(D)	(D)	AA

Table 5. Summary Statistics for Firms Subject to Federal Income Tax for Places With 350 Establishments or More: 1992 — Con.

[Includes only establishments with payroll. For meaning of abbreviations and symbols, see introductory text. For explanation of terms and comparability of 1987 and 1992 censuses, see appendix A. For information on geographic areas followed by ▲, see appendix F]

SIC code	Geographic area and kind of business or operation	Establishments (number)	Receipts (\$1,000)	Annual payroll (\$1,000)	First-quarter payroll (\$1,000)	Paid employees for pay period including March 12 (number)
MARIETTA						
	Total	910	642 882	258 352	57 096	9 588
70 ex. 704	Hotels, rooming houses, camps, and other lodging places (except membership lodging)	24	18 209	3 650	814	364
7011	Hotels and motels	23	(D)	(D)	(D)	EE
7011 pt.	Hotels	5	(D)	(D)	(D)	CC
7011 pt.	Motels, motor hotels, and tourist courts	18	(D)	(D)	(D)	CC
702, 3	Other lodging places	1	(D)	(D)	(D)	AA
72	Personal services	55	15 443	5 278	1 479	627
721	Laundry, cleaning, and garment services	27	5 329	1 546	357	167
7211	Power laundries, family and commercial*	1	(D)	(D)	(D)	AA
7213	Linen supply*	—	—	—	—	—
7215	Coin-operated laundries and drycleaning	2	(D)	(D)	(D)	AA
7216	Drycleaning plants, except rug cleaning*	12	2 381	850	210	69
7217	Carpet and upholstery cleaning	8	2 387	581	120	88
7218	Industrial laundriers*	—	—	—	—	—
7212, 9	Other laundry, cleaning, and garment services*	4	133	36	8	4
722	Photographic studios, portrait	5	1 818	441	84	22
723, 4	Beauty and barber shops	14	2 363	1 057	287	131
723	Beauty shops	14	2 363	1 057	287	131
724	Barber shops	—	—	—	—	—
725	Shoe repair shops and shoeshine parlors	—	—	—	—	—
726	Funeral service and crematories	4	2 862	928	238	33
729	Miscellaneous personal services	5	3 071	1 306	513	274
73	Business services	163	121 068	46 107	10 189	2 613
731	Advertising	10	14 438	5 005	1 122	990
732	Consumer credit reporting agencies, mercantile reporting agencies, and adjustment and collection agencies	7	(D)	(D)	(D)	CC
733	Mailing, reproduction, commercial art and photography, and stenographic services	19	5 496	2 242	523	98
734	Services to dwellings and other buildings	28	11 572	4 341	981	259
735	Miscellaneous equipment rental and leasing	19	11 947	2 683	626	102
736	Personnel supply services	10	4 500	2 737	643	198
737	Computer programming, data processing, and other computer related services	20	41 710	16 884	3 864	373
7371, 2, 3	Computer programming, prepackaged software, and integrated systems	9	(D)	(D)	(D)	EE
7374, 5, 6	Data processing services	2	(D)	(D)	(D)	BB
7377, 8, 9	Computer rental and leasing, maintenance, and related services, n.e.c.	9	9 357	3 181	411	45
738	Miscellaneous business services	50	(D)	(D)	(D)	EE
75	Automotive repair, services, and parking	103	55 365	11 969	3 238	589
751	Automotive rental and leasing, without drivers	9	19 066	1 558	618	45
752	Automobile parking	1	(D)	(D)	(D)	AA
753	Automotive repair shops	74	31 487	8 904	2 244	364
7532	Top, body, and upholstery repair shops and paint shops	11	7 249	2 291	559	80
7538	General automotive repair shops	36	9 231	2 787	699	119
7533, 4, 6, 7, 9	Other automotive repair shops	27	15 007	3 826	986	165
754	Automotive services, except repair	19	(D)	(D)	(D)	CC
76	Miscellaneous repair services	22	14 043	5 848	1 462	239
762	Electrical repair shops	7	9 289	4 587	1 146	166
7622	Radio and television repair shops	2	(D)	(D)	(D)	BB
7623, 9	Other electrical and electronic repair shops	5	(D)	(D)	(D)	CC
763	Watch, clock, and jewelry repair	1	(D)	(D)	(D)	AA
764	Reupholstery and furniture repair	1	(D)	(D)	(D)	AA
769	Miscellaneous repair and related services	13	(D)	(D)	(D)	BB
78, 79, 84	Amusement and recreation services, including motion pictures and museums	30	11 701	4 614	861	262
781, 2	Motion picture production, distribution, and services	3	(D)	(D)	(D)	AA
783	Motion picture theaters	—	—	—	—	—
784	Video tape rental	7	1 864	329	81	40
792	Theatrical producers (except motion picture), bands, orchestras, and entertainers	3	126	45	13	7
793	Bowling centers	2	(D)	(D)	(D)	BB
79 ex. 792, 3, 84	Commercial sports and other amusement and recreation services, including museums	15	6 443	3 245	522	131
80	Health services	231	226 810	98 907	19 822	2 580
801	Offices and clinics of doctors of medicine	112	115 846	62 878	11 492	976
802	Offices and clinics of dentists	46	16 384	6 917	1 571	243
803	Offices and clinics of doctors of osteopathy	1	(D)	(D)	(D)	AA
804	Offices and clinics of other health practitioners	39	15 016	4 971	1 090	182
805	Nursing and personal care facilities	5	14 079	6 029	1 322	531
806	Hospitals	—	—	—	—	—
807, 8, 9	Other health services	28	(D)	(D)	(D)	FF
81	Legal services	139	37 210	11 493	2 430	383
823, 4, 9	Selected educational services	7	(D)	(D)	(D)	CC

Table 5. Summary Statistics for Firms Subject to Federal Income Tax for Places With 350 Establishments or More: 1992 — Con.

[Includes only establishments with payroll. For meaning of abbreviations and symbols, see introductory text. For explanation of terms and comparability of 1987 and 1992 censuses, see appendix A. For information on geographic areas followed by ▲, see appendix F]

SIC code	Geographic area and kind of business or operation	Establishments (number)	Receipts (\$1,000)	Annual payroll (\$1,000)	First-quarter payroll (\$1,000)	Paid employees for pay period including March 12 (number)
MARIETTA — Con.						
83	Social services	25	6 667	3 096	639	226
835	Child day care services	13	2 960	1 248	297	141
832, 3, 6, 9	Other social services	12	3 707	1 848	342	85
87 ex. 8733	Engineering, accounting, research, management, and related services (except noncommercial research organizations)	106	118 509	62 136	14 812	1 527
871	Engineering, architectural, and surveying services	37	80 699	46 899	11 002	856
872	Accounting, auditing, and bookkeeping services	33	9 143	3 728	883	202
873 ex. 8733	Research, development, and testing services (except noncommercial research organizations)	8	11 375	5 140	1 273	167
874	Management and public relations services	28	17 292	6 369	1 654	302
89	Services, n.e.c.	5	(D)	(D)	(D)	BB
NORCROSS						
	Total	432	404 637	141 829	32 939	5 581
70 ex. 704	Hotels, rooming houses, camps, and other lodging places (except membership lodging)	10	14 353	4 247	1 013	344
7011	Hotels and motels	10	14 353	4 247	1 013	344
7011 pt.	Hotels	6	10 557	2 861	676	235
7011 pt.	Motels, motor hotels, and tourist courts	4	3 796	1 386	337	109
702, 3	Other lodging places	—	—	—	—	—
72	Personal services	29	4 606	1 461	335	140
721	Laundry, cleaning, and garment services	15	(D)	(D)	(D)	BB
7211	Power laundries, family and commercial*	—	—	—	—	—
7213	Linen supply*	—	—	—	—	—
7215	Coin-operated laundries and drycleaning	—	—	—	—	—
7216	Drycleaning plants, except rug cleaning*	10	2 053	553	126	56
7217	Carpet and upholstery cleaning	3	(D)	(D)	(D)	AA
7218	Industrial laundriers*	—	—	—	—	—
7212, 9	Other laundry, cleaning, and garment services*	2	(D)	(D)	(D)	AA
722	Photographic studios, portrait	—	—	—	—	—
723, 4	Beauty and barber shops	12	1 675	691	154	62
723	Beauty shops	12	1 675	691	154	62
724	Barber shops	—	—	—	—	—
725	Shoe repair shops and shoeshine parlors	1	(D)	(D)	(D)	AA
726	Funeral service and crematories	—	—	—	—	—
729	Miscellaneous personal services	1	(D)	(D)	(D)	AA
73	Business services	146	169 019	61 819	14 138	2 451
731	Advertising	4	2 937	1 198	412	81
732	Consumer credit reporting agencies, mercantile reporting agencies, and adjustment and collection agencies	6	1 484	442	91	19
733	Mailing, reproduction, commercial art and photography, and stenographic services	13	3 192	1 173	274	47
734	Services to dwellings and other buildings	11	3 434	1 440	204	78
735	Miscellaneous equipment rental and leasing	8	16 251	2 997	717	148
736	Personnel supply services	16	28 991	11 693	2 090	830
737	Computer programming, data processing, and other computer related services	59	87 966	34 156	8 556	859
7371, 2, 3	Computer programming, prepackaged software, and integrated systems	37	53 281	20 943	5 075	470
7374, 5, 6	Data processing services	9	21 658	8 770	2 285	251
7377, 8, 9	Computer rental and leasing, maintenance, and related services, n.e.c.	13	13 027	4 443	1 196	138
738	Miscellaneous business services	29	24 764	8 720	1 794	389
75	Automotive repair, services, and parking	32	15 679	5 015	1 187	215
751	Automotive rental and leasing, without drivers	3	(D)	(D)	(D)	BB
752	Automobile parking	—	—	—	—	—
753	Automotive repair shops	24	12 400	3 672	843	148
7532	Top, body, and upholstery repair shops and paint shops	5	1 777	509	131	24
7538	General automotive repair shops	13	6 403	1 878	479	78
7533, 4, 6, 7, 9	Other automotive repair shops	6	4 220	1 285	233	46
754	Automotive services, except repair	5	(D)	(D)	(D)	BB
76	Miscellaneous repair services	27	19 686	7 431	1 877	233
762	Electrical repair shops	10	13 921	5 492	1 360	149
7622	Radio and television repair shops	1	(D)	(D)	(D)	BB
7623, 9	Other electrical and electronic repair shops	9	(D)	(D)	(D)	CC
763	Watch, clock, and jewelry repair	2	(D)	(D)	(D)	AA
764	Reupholstery and furniture repair	1	(D)	(D)	(D)	AA
769	Miscellaneous repair and related services	14	(D)	(D)	(D)	BB

Table 5. Summary Statistics for Firms Subject to Federal Income Tax for Places With 350 Establishments or More: 1992 — Con.

[Includes only establishments with payroll. For meaning of abbreviations and symbols, see introductory text. For explanation of terms and comparability of 1987 and 1992 censuses, see appendix A. For information on geographic areas followed by ▲, see appendix F]

SIC code	Geographic area and kind of business or operation	Establishments (number)	Receipts (\$1,000)	Annual payroll (\$1,000)	First-quarter payroll (\$1,000)	Paid employees for pay period including March 12 (number)
NORCROSS—Con.						
78, 79, 84	Amusement and recreation services, including motion pictures and museums -----	16	48 482	4 343	1 024	276
781, 2	Motion picture production, distribution, and services -----	4	(D)	(D)	(D)	BB
783	Motion picture theaters -----	1	(D)	(D)	(D)	BB
784	Video tape rental -----	2	(D)	(D)	(D)	AA
792	Theatrical producers (except motion picture), bands, orchestras, and entertainers -----	—	—	—	—	—
793	Bowling centers -----	—	—	—	—	—
79 ex. 792, 3; 84	Commercial sports and other amusement and recreation services, including museums -----	9	(D)	(D)	(D)	CC
80	Health services -----	48	17 388	6 880	1 470	271
801	Offices and clinics of doctors of medicine -----	12	5 551	1 660	417	62
802	Offices and clinics of dentists -----	14	3 509	1 205	254	51
803	Offices and clinics of doctors of osteopathy -----	2	(D)	(D)	(D)	AA
804	Offices and clinics of other health practitioners -----	15	4 586	2 163	378	58
805	Nursing and personal care facilities -----	1	(D)	(D)	(D)	AA
806	Hospitals -----	—	—	—	—	—
807, 8, 9	Other health services -----	4	2 710	1 317	302	84
81	Legal services -----	29	8 672	2 897	688	119
823, 4, 9	Selected educational services -----	3	(D)	(D)	(D)	BB
83	Social services -----	13	3 095	1 269	255	114
835	Child day care services -----	10	2 343	1 026	227	100
832, 3, 6, 9	Other social services -----	3	752	243	28	14
87 ex. 8733	Engineering, accounting, research, management, and related services (except noncommercial research organizations) -----	77	101 379	45 470	10 709	1 366
871	Engineering, architectural, and surveying services -----	26	52 535	26 497	6 576	733
872	Accounting, auditing, and bookkeeping services -----	19	6 215	3 185	440	62
873 ex. 8733	Research, development, and testing services (except noncommercial research organizations) -----	10	12 052	4 325	984	207
874	Management and public relations services -----	22	30 577	11 463	2 709	364
89	Services, n.e.c. -----	2	(D)	(D)	(D)	AA
ROME						
	Total -----	411	329 374	131 389	27 988	6 065
70 ex. 704	Hotels, rooming houses, camps, and other lodging places (except membership lodging) -----	7	(D)	(D)	(D)	CC
7011	Hotels and motels -----	7	(D)	(D)	(D)	CC
7011 pt.	Hotels -----	2	(D)	(D)	(D)	BB
7011 pt.	Motels, motor hotels, and tourist courts -----	5	(D)	(D)	(D)	BB
702, 3	Other lodging places -----	—	—	—	—	—
72	Personal services -----	50	20 370	6 092	1 784	548
721	Laundry, cleaning, and garment services -----	19	12 756	4 162	1 308	372
7211	Power laundries, family and commercial* -----	—	—	—	—	—
7213	Linen supply* -----	3	(D)	(D)	(D)	CC
7215	Coin-operated laundries and drycleaning -----	3	(D)	(D)	(D)	AA
7216	Drycleaning plants, except rug cleaning* -----	7	(D)	(D)	(D)	BB
7217	Carpet and upholstery cleaning -----	4	2 985	805	484	130
7218	Industrial laundriers* -----	—	—	—	—	—
7212, 9	Other laundry, cleaning, and garment services* -----	2	(D)	(D)	(D)	AA
722	Photographic studios, portrait -----	6	(D)	(D)	(D)	BB
723, 4	Beauty and barber shops -----	12	(D)	(D)	(D)	BB
723	Beauty shops -----	12	(D)	(D)	(D)	BB
724	Barber shops -----	—	—	—	—	—
725	Shoe repair shops and shoeshine parlors -----	3	97	14	4	5
726	Funeral service and crematories -----	6	(D)	(D)	(D)	BB
729	Miscellaneous personal services -----	4	(D)	(D)	(D)	BB
73	Business services -----	45	22 532	11 788	2 638	1 374
731	Advertising -----	3	(D)	(D)	(D)	BB
732	Consumer credit reporting agencies, mercantile reporting agencies, and adjustment and collection agencies -----	2	(D)	(D)	(D)	BB
733	Mailing, reproduction, commercial art and photography, and stenographic services -----	4	789	172	49	16
734	Services to dwellings and other buildings -----	11	(D)	(D)	(D)	CC
735	Miscellaneous equipment rental and leasing -----	5	(D)	(D)	(D)	BB
736	Personnel supply services -----	6	6 573	5 062	1 060	787
737	Computer programming, data processing, and other computer related services -----	4	790	421	103	14
7371, 2, 3	Computer programming, prepackaged software, and integrated systems -----	1	(D)	(D)	(D)	AA
7374, 5, 6	Data processing services -----	1	(D)	(D)	(D)	AA
7377, 8, 9	Computer rental and leasing, maintenance, and related services, n.e.c. -----	2	(D)	(D)	(D)	AA
738	Miscellaneous business services -----	10	(D)	(D)	(D)	EE

Table 5. Summary Statistics for Firms Subject to Federal Income Tax for Places With 350 Establishments or More: 1992 — Con.

[Includes only establishments with payroll. For meaning of abbreviations and symbols, see introductory text. For explanation of terms and comparability of 1987 and 1992 censuses, see appendix A. For information on geographic areas followed by ▲, see appendix F]

SIC code	Geographic area and kind of business or operation	Establishments (number)	Receipts (\$1,000)	Annual payroll (\$1,000)	First-quarter payroll (\$1,000)	Paid employees for pay period including March 12 (number)
ROME—Con.						
75	Automotive repair, services, and parking	32	7 536	2 156	544	179
751	Automotive rental and leasing, without drivers	3	903	126	57	9
752	Automobile parking	—	—	—	—	—
753	Automotive repair shops	22	4 632	1 339	323	94
7532	Top, body, and upholstery repair shops and paint shops	7	(D)	(D)	(D)	BB
7538	General automotive repair shops	6	(D)	(D)	(D)	AA
7533, 4, 6, 7, 9	Other automotive repair shops	9	1 214	285	71	24
754	Automotive services, except repair	7	2 001	691	164	76
76	Miscellaneous repair services	16	9 969	2 955	722	146
762	Electrical repair shops	5	(D)	(D)	(D)	BB
7622	Radio and television repair shops	1	(D)	(D)	(D)	AA
7623, 9	Other electrical and electronic repair shops	4	(D)	(D)	(D)	BB
763	Watch, clock, and jewelry repair	—	—	—	—	—
764	Reupholstery and furniture repair	1	(D)	(D)	(D)	AA
769	Miscellaneous repair and related services	10	(D)	(D)	(D)	CC
78, 79, 84	Amusement and recreation services, including motion pictures and museums	20	6 662	1 582	385	232
781, 2	Motion picture production, distribution, and services	—	—	—	—	—
783	Motion picture theaters	2	(D)	(D)	(D)	BB
784	Video tape rental	6	(D)	(D)	(D)	BB
792	Theatrical producers (except motion picture), bands, orchestras, and entertainers	—	—	—	—	—
793	Bowling centers	1	(D)	(D)	(D)	AA
79 ex. 792, 3; 84	Commercial sports and other amusement and recreation services, including museums	11	(D)	(D)	(D)	CC
80	Health services	125	221 768	92 411	18 759	2 899
801	Offices and clinics of doctors of medicine	61	83 464	48 529	8 613	632
802	Offices and clinics of dentists	26	(D)	(D)	(D)	CC
803	Offices and clinics of doctors of osteopathy	—	—	—	—	—
804	Offices and clinics of other health practitioners	15	(D)	(D)	(D)	BB
805	Nursing and personal care facilities	6	(D)	(D)	(D)	FF
806	Hospitals	1	(D)	(D)	(D)	FF
807, 8, 9	Other health services	16	(D)	(D)	(D)	FF
81	Legal services	42	13 791	3 429	907	121
823, 4, 9	Selected educational services	3	(D)	(D)	(D)	AA
83	Social services	17	(D)	(D)	(D)	CC
835	Child day care services	13	(D)	(D)	(D)	CC
832, 3, 6, 9	Other social services	4	(D)	(D)	(D)	BB
87 ex. 8733	Engineering, accounting, research, management, and related services (except noncommercial research organizations)	52	17 993	8 287	1 635	280
871	Engineering, architectural, and surveying services	6	(D)	(D)	(D)	BB
872	Accounting, auditing, and bookkeeping services	31	8 243	3 014	595	134
873 ex. 8733	Research, development, and testing services (except noncommercial research organizations)	4	1 637	523	109	20
874	Management and public relations services	11	(D)	(D)	(D)	BB
89	Services, n.e.c.	2	(D)	(D)	(D)	AA
ROSWELL						
	Total	767	449 898	161 500	34 820	7 159
70 ex. 704	Hotels, rooming houses, camps, and other lodging places (except membership lodging)	3	10 398	2 722	634	219
7011	Hotels and motels	3	10 398	2 722	634	219
7011 pt. 7011 pt.	Hotels	3	10 398	2 722	634	219
	Motels, motor hotels, and tourist courts	—	—	—	—	—
702, 3	Other lodging places	—	—	—	—	—
72	Personal services	78	15 167	5 624	1 341	430
721	Laundry, cleaning, and garment services	26	5 286	1 928	480	171
7211	Power laundries, family and commercial*	—	—	—	—	—
7213	Linen supply*	—	—	—	—	—
7215	Coin-operated laundries and drycleaning	1	(D)	(D)	(D)	AA
7216	Drycleaning plants, except rug cleaning*	17	4 058	1 533	368	130
7217	Carpet and upholstery cleaning	3	305	132	22	5
7218	Industrial launderers*	—	—	—	—	—
7212, 9	Other laundry, cleaning, and garment services*	5	(D)	(D)	(D)	BB
722	Photographic studios, portrait	5	1 155	256	46	20
723, 4	Beauty and barber shops	35	5 027	2 475	563	177
723	Beauty shops	35	5 027	2 475	563	177
724	Barber shops	—	—	—	—	—
725	Shoe repair shops and shoeshine parlors	1	(D)	(D)	(D)	AA
726	Funeral service and crematories	2	(D)	(D)	(D)	AA
729	Miscellaneous personal services	9	(D)	(D)	(D)	BB

Table 5. Summary Statistics for Firms Subject to Federal Income Tax for Places With 350 Establishments or More: 1992 — Con.

[Includes only establishments with payroll. For meaning of abbreviations and symbols, see introductory text. For explanation of terms and comparability of 1987 and 1992 censuses, see appendix A. For information on geographic areas followed by ▲, see appendix F]

SIC code	Geographic area and kind of business or operation	Establishments (number)	Receipts (\$1,000)	Annual payroll (\$1,000)	First-quarter payroll (\$1,000)	Paid employees for pay period including March 12 (number)
	ROSWELL—Con.					
73	Business services	206	114 362	46 953	10 548	2 312
731	Advertising	6	851	407	84	10
732	Consumer credit reporting agencies, mercantile reporting agencies, and adjustment and collection agencies	5	960	381	92	15
733	Mailing, reproduction, commercial art and photography, and stenographic services	14	4 540	1 147	272	60
734	Services to dwellings and other buildings	20	4 748	2 387	254	154
735	Miscellaneous equipment rental and leasing	5	2 886	621	175	29
736	Personnel supply services	25	25 191	17 215	4 148	1 176
737	Computer programming, data processing, and other computer related services	86	56 033	18 303	4 021	523
7371, 2, 3	Computer programming, prepackaged software, and integrated systems	61	38 567	14 969	3 139	407
7374, 5, 6	Data processing services	3	(D)	(D)	(D)	AA
7377, 8, 9	Computer rental and leasing, maintenance, and related services, n.e.c.	22	(D)	(D)	(D)	CC
738	Miscellaneous business services	45	19 153	6 492	1 502	345
75	Automotive repair, services, and parking	51	18 096	5 349	1 270	246
751	Automotive rental and leasing, without drivers	6	714	141	25	7
752	Automobile parking	—	—	—	—	—
753	Automotive repair shops	38	15 446	4 692	1 105	168
7532	Top, body, and upholstery repair shops and paint shops	5	2 259	619	160	22
7538	General automotive repair shops	20	9 434	3 013	667	97
7533, 4, 6, 7, 9	Other automotive repair shops	13	3 753	1 060	278	49
754	Automotive services, except repair	7	1 936	516	140	71
76	Miscellaneous repair services	18	9 683	2 750	527	78
762	Electrical repair shops	8	4 837	1 364	233	39
7622	Radio and television repair shops	—	—	—	—	—
7623, 9	Other electrical and electronic repair shops	8	4 837	1 364	233	39
763	Watch, clock, and jewelry repair	—	—	—	—	—
764	Reupholstery and furniture repair	—	—	—	—	—
769	Miscellaneous repair and related services	10	4 846	1 386	294	39
78, 79, 84	Amusement and recreation services, including motion pictures and museums	35	15 929	3 424	764	287
781, 2	Motion picture production, distribution, and services	2	(D)	(D)	(D)	AA
783	Motion picture theaters	3	(D)	(D)	(D)	BB
784	Video tape rental	2	(D)	(D)	(D)	BB
792	Theatrical producers (except motion picture), bands, orchestras, and entertainers	2	(D)	(D)	(D)	AA
793	Bowling centers	1	(D)	(D)	(D)	BB
79 ex. 792, 3; 84	Commercial sports and other amusement and recreation services, including museums	25	7 965	2 016	407	175
80	Health services	177	190 877	67 600	13 750	2 468
801	Offices and clinics of doctors of medicine	68	46 755	21 988	3 728	393
802	Offices and clinics of dentists	36	15 157	6 118	1 180	191
803	Offices and clinics of doctors of osteopathy	—	—	—	—	—
804	Offices and clinics of other health practitioners	28	8 424	2 095	508	117
805	Nursing and personal care facilities	2	(D)	(D)	(D)	EE
806	Hospitals	1	(D)	(D)	(D)	FF
807, 8, 9	Other health services	42	(D)	(D)	(D)	FF
81	Legal services	30	5 892	1 322	294	57
823, 4, 9	Selected educational services	12	2 512	967	247	52
83	Social services	19	4 709	2 098	469	211
835	Child day care services	13	3 748	1 688	378	192
832, 3, 6, 9	Other social services	6	961	410	91	19
87 ex. 8733	Engineering, accounting, research, management, and related services (except noncommercial research organizations)	130	48 198	19 612	4 558	725
871	Engineering, architectural, and surveying services	32	12 435	4 949	992	127
872	Accounting, auditing, and bookkeeping services	31	(D)	(D)	(D)	CC
873 ex. 8733	Research, development, and testing services (except noncommercial research organizations)	2	(D)	(D)	(D)	BB
874	Management and public relations services	65	23 704	9 112	2 372	404
89	Services, n.e.c.	8	14 075	3 079	418	74

Table 5. Summary Statistics for Firms Subject to Federal Income Tax for Places With 350 Establishments or More: 1992 — Con.

[Includes only establishments with payroll. For meaning of abbreviations and symbols, see introductory text. For explanation of terms and comparability of 1987 and 1992 censuses, see appendix A. For information on geographic areas followed by ▲, see appendix F]

SIC code	Geographic area and kind of business or operation	Establishments (number)	Receipts (\$1,000)	Annual payroll (\$1,000)	First-quarter payroll (\$1,000)	Paid employees for pay period including March 12 (number)
SAVANNAH						
	Total	1 267	713 223	281 173	60 509	12 616
70 ex. 704	Hotels, rooming houses, camps, and other lodging places (except membership lodging)	43	(D)	(D)	(D)	GG
7011	Hotels and motels	41	61 416	15 174	3 560	1 485
7011 pt.	Hotels	27	51 449	12 891	3 118	1 243
7011 pt.	Motels, motor hotels, and tourist courts	14	9 967	2 283	442	242
702, 3	Other lodging places	2	(D)	(D)	(D)	BB
72	Personal services	138	34 856	13 114	3 197	1 152
721	Laundry, cleaning, and garment services	46	17 183	6 395	1 507	531
7211	Power laundries, family and commercial*	1	(D)	(D)	(D)	AA
7213	Linen supply*	1	(D)	(D)	(D)	BB
7215	Coin-operated laundries and drycleaning	8	657	171	43	27
7216	Drycleaning plants, except rug cleaning*	15	3 802	1 573	356	163
7217	Carpet and upholstery cleaning	7	(D)	(D)	(D)	BB
7218	Industrial laundriers*	1	(D)	(D)	(D)	BB
7212, 9	Other laundry, cleaning, and garment services*	13	(D)	(D)	(D)	CC
722	Photographic studios, portrait	12	2 102	388	76	40
723, 4	Beauty and barber shops	58	7 300	3 538	876	295
723	Beauty shops	56	(D)	(D)	(D)	EE
724	Barber shops	2	(D)	(D)	(D)	AA
725	Shoe repair shops and shoeshine parlors	3	(D)	(D)	(D)	AA
726	Funeral service and crematories	9	5 395	1 670	367	106
729	Miscellaneous personal services	10	(D)	(D)	(D)	CC
73	Business services	204	97 285	33 866	8 103	2 983
731	Advertising	15	(D)	(D)	(D)	CC
732	Consumer credit reporting agencies, mercantile reporting agencies, and adjustment and collection agencies	8	7 716	2 243	663	136
733	Mailing, reproduction, commercial art and photography, and stenographic services	13	4 637	1 534	351	69
734	Services to dwellings and other buildings	45	14 018	6 706	1 452	645
735	Miscellaneous equipment rental and leasing	28	21 327	3 142	786	152
736	Personnel supply services	25	12 748	8 094	1 767	1 132
737	Computer programming, data processing, and other computer related services	21	12 160	3 093	577	97
7371, 2, 3	Computer programming, prepackaged software, and integrated systems	14	(D)	(D)	(D)	BB
7374, 5, 6	Data processing services	3	(D)	(D)	(D)	AA
7377, 8, 9	Computer rental and leasing, maintenance, and related services, n.e.c.	4	5 812	1 232	116	18
738	Miscellaneous business services	49	(D)	(D)	(D)	FF
75	Automotive repair, services, and parking	109	39 729	9 539	2 239	562
751	Automotive rental and leasing, without drivers	12	12 707	1 667	360	123
752	Automobile parking	2	(D)	(D)	(D)	AA
753	Automotive repair shops	78	24 069	7 083	1 689	377
7532	Top, body, and upholstery repair shops and paint shops	24	7 955	2 743	688	156
7538	General automotive repair shops	34	9 851	2 750	595	131
7533, 4, 6, 7, 9	Other automotive repair shops	20	6 263	1 590	406	90
754	Automotive services, except repair	17	(D)	(D)	(D)	BB
76	Miscellaneous repair services	56	(D)	(D)	(D)	EE
762	Electrical repair shops	17	5 359	2 134	521	145
7622	Radio and television repair shops	7	559	187	46	17
7623, 9	Other electrical and electronic repair shops	10	4 800	1 947	475	128
763	Watch, clock, and jewelry repair	2	(D)	(D)	(D)	AA
764	Reupholstery and furniture repair	8	(D)	(D)	(D)	BB
769	Miscellaneous repair and related services	29	(D)	(D)	(D)	CC
78, 79, 84	Amusement and recreation services, including motion pictures and museums	58	23 515	4 558	1 029	498
781, 2	Motion picture production, distribution, and services	2	(D)	(D)	(D)	AA
783	Motion picture theaters	4	(D)	(D)	(D)	BB
784	Video tape rental	11	3 159	479	124	56
792	Theatrical producers (except motion picture), bands, orchestras, and entertainers	2	(D)	(D)	(D)	BB
793	Bowling centers	3	(D)	(D)	(D)	BB
79 ex. 792, 3, 84	Commercial sports and other amusement and recreation services, including museums	36	11 704	2 739	604	263
80	Health services	335	263 053	135 394	27 256	3 239
801	Offices and clinics of doctors of medicine	185	176 913	100 872	19 586	1 600
802	Offices and clinics of dentists	66	27 386	12 183	2 781	424
803	Offices and clinics of doctors of osteopathy	2	(D)	(D)	(D)	AA
804	Offices and clinics of other health practitioners	43	11 918	3 635	728	191
805	Nursing and personal care facilities	5	9 794	4 933	1 093	379
806	Hospitals	1	(D)	(D)	(D)	CC
807, 8, 9	Other health services	33	(D)	(D)	(D)	FF
81	Legal services	128	68 544	26 580	5 524	769
823, 4, 9	Selected educational services	10	(D)	(D)	(D)	BB

GA-50 GEORGIA

SERVICE INDUSTRIES—GEOGRAPHIC AREA SERIES

Table 5. Summary Statistics for Firms Subject to Federal Income Tax for Places With 350 Establishments or More: 1992 — Con.

[Includes only establishments with payroll. For meaning of abbreviations and symbols, see introductory text. For explanation of terms and comparability of 1987 and 1992 censuses, see appendix A. For information on geographic areas followed by ▲, see appendix F.]

SIC code	Geographic area and kind of business or operation	Establishments (number)	Receipts (\$1,000)	Annual payroll (\$1,000)	First-quarter payroll (\$1,000)	Paid employees for pay period including March 12 (number)
SAVANNAH—Con.						
83	Social services	46	15 375	5 770	1 298	548
835	Child day care services	30	4 530	2 067	483	256
832, 3, 6, 9	Other social services	16	10 845	3 703	815	292
87 ex. 8733	Engineering, accounting, research, management, and related services (except noncommercial research organizations)	134	66 482	27 483	5 979	860
871	Engineering, architectural, and surveying services	45	29 865	13 813	3 014	375
872	Accounting, auditing, and bookkeeping services	56	17 534	6 675	1 649	255
873 ex. 8733	Research, development, and testing services (except noncommercial research organizations)	3	(D)	(D)	(D)	CC
874	Management and public relations services	30	(D)	(D)	(D)	BB
89	Services, n.e.c.	6	(D)	(D)	(D)	AA
SMYRNA						
Total		350	206 740	77 322	17 874	4 087
70 ex. 704	Hotels, rooming houses, camps, and other lodging places (except membership lodging)	2	(D)	(D)	(D)	BB
7011	Hotels and motels	2	(D)	(D)	(D)	BB
7011 pt.	Hotels	—	—	—	—	—
7011 pt.	Motels, motor hotels, and tourist courts	2	(D)	(D)	(D)	BB
702, 3	Other lodging places	—	—	—	—	—
72	Personal services	39	7 391	2 698	693	263
721	Laundry, cleaning, and garment services	14	2 277	658	193	77
7211	Power laundries, family and commercial*	—	—	—	—	—
7213	Linen supply*	—	—	—	—	—
7215	Coin-operated laundries and drycleaning	3	445	60	14	13
7216	Drycleaning plants, except rug cleaning*	7	1 046	332	104	37
7217	Carpet and upholstery cleaning	1	(D)	(D)	(D)	AA
7218	Industrial laundriers*	—	—	—	—	—
7212, 9	Other laundry, cleaning, and garment services*	3	(D)	(D)	(D)	AA
722	Photographic studios, portrait	—	—	—	—	—
723, 4	Beauty and barber shops	21	3 573	1 717	410	148
723	Beauty shops	21	3 573	1 717	410	148
724	Barber shops	—	—	—	—	—
725	Shoe repair shops and shoeshine parlors	—	—	—	—	—
726	Funeral service and crematories	3	(D)	(D)	(D)	BB
729	Miscellaneous personal services	1	(D)	(D)	(D)	AA
73	Business services	76	61 661	24 880	6 121	1 489
731	Advertising	5	179	62	13	3
732	Consumer credit reporting agencies, mercantile reporting agencies, and adjustment and collection agencies	1	(D)	(D)	(D)	BB
733	Mailing, reproduction, commercial art and photography, and stenographic services	9	3 116	791	220	42
734	Services to dwellings and other buildings	14	4 372	1 907	430	95
735	Miscellaneous equipment rental and leasing	9	3 768	759	206	61
736	Personnel supply services	10	7 579	5 227	1 137	896
737	Computer programming, data processing, and other computer related services	13	37 560	14 610	3 780	310
7371, 2, 3	Computer programming, prepackaged software, and integrated systems	9	(D)	(D)	(D)	CC
7374, 5, 6	Data processing services	1	(D)	(D)	(D)	CC
7377, 8, 9	Computer rental and leasing, maintenance, and related services, n.e.c.	3	(D)	(D)	(D)	BB
738	Miscellaneous business services	15	(D)	(D)	(D)	BB
75	Automotive repair, services, and parking	30	21 594	5 750	1 142	256
751	Automotive rental and leasing, without drivers	3	(D)	(D)	(D)	CC
752	Automobile parking	—	—	—	—	—
753	Automotive repair shops	22	8 828	3 016	641	106
7532	Top, body, and upholstery repair shops and paint shops	4	2 722	1 056	261	36
7538	General automotive repair shops	8	2 501	722	174	25
7533, 4, 6, 7, 9	Other automotive repair shops	10	3 605	1 238	206	45
754	Automotive services, except repair	5	(D)	(D)	(D)	BB
76	Miscellaneous repair services	12	5 424	1 315	331	70
762	Electrical repair shops	1	(D)	(D)	(D)	AA
7622	Radio and television repair shops	—	—	—	—	—
7623, 9	Other electrical and electronic repair shops	1	(D)	(D)	(D)	AA
763	Watch, clock, and jewelry repair	—	—	—	—	—
764	Reupholstery and furniture repair	3	497	200	48	14
769	Miscellaneous repair and related services	8	(D)	(D)	(D)	BB

Table 5. Summary Statistics for Firms Subject to Federal Income Tax for Places With 350 Establishments or More: 1992 — Con.

[Includes only establishments with payroll. For meaning of abbreviations and symbols, see introductory text. For explanation of terms and comparability of 1987 and 1992 censuses, see appendix A. For information on geographic areas followed by ▲, see appendix F]

SIC code	Geographic area and kind of business or operation	Establishments (number)	Receipts (\$1,000)	Annual payroll (\$1,000)	First-quarter payroll (\$1,000)	Paid employees for pay period including March 12 (number)
	SMYRNA—Con.					
78, 79, 84	Amusement and recreation services, including motion pictures and museums	18	7 714	1 806	455	169
781, 2	Motion picture production, distribution, and services	—	—	—	—	—
783	Motion picture theaters	3	1 492	245	64	36
784	Video tape rental	3	(D)	(D)	(D)	BB
792	Theatrical producers (except motion picture), bands, orchestras, and entertainers	3	(D)	(D)	(D)	AA
793	Bowling centers	—	—	—	—	—
79 ex. 792, 3; 84	Commercial sports and other amusement and recreation services, including museums	9	4 122	1 113	286	95
80	Health services	109	82 680	34 464	7 764	1 523
801	Offices and clinics of doctors of medicine	43	27 187	14 139	2 722	240
802	Offices and clinics of dentists	27	12 137	5 143	1 100	194
803	Offices and clinics of doctors of osteopathy	—	—	—	—	—
804	Offices and clinics of other health practitioners	27	8 350	2 565	691	112
805	Nursing and personal care facilities	3	(D)	(D)	(D)	CC
806	Hospitals	1	(D)	(D)	(D)	FF
807, 8, 9	Other health services	8	10 878	3 680	792	247
81	Legal services	19	3 535	1 428	267	51
823, 4, 9	Selected educational services	3	415	160	40	19
83	Social services	9	2 314	963	173	85
835	Child day care services	9	2 314	963	173	85
832, 3, 6, 9	Other social services	—	—	—	—	—
87 ex. 8733	Engineering, accounting, research, management, and related services (except noncommercial research organizations)	31	11 346	3 133	701	125
871	Engineering, architectural, and surveying services	7	4 172	1 737	396	52
872	Accounting, auditing, and bookkeeping services	11	(D)	(D)	(D)	BB
873 ex. 8733	Research, development, and testing services (except noncommercial research organizations)	2	(D)	(D)	(D)	AA
874	Management and public relations services	11	1 568	700	158	27
89	Services, n.e.c.	2	(D)	(D)	(D)	AA
	VALDOSTA					
	Total	507	197 575	78 512	17 118	4 290
70 ex. 704	Hotels, rooming houses, camps, and other lodging places (except membership lodging)	22	14 535	3 727	912	451
7011	Hotels and motels	20	(D)	(D)	(D)	EE
7011 pt.	Hotels	6	(D)	(D)	(D)	CC
7011 pt.	Motels, motor hotels, and tourist courts	14	(D)	(D)	(D)	CC
702, 3	Other lodging places	2	(D)	(D)	(D)	AA
72	Personal services	57	10 079	3 223	815	304
721	Laundry, cleaning, and garment services	23	(D)	(D)	(D)	CC
7211	Power laundries, family and commercial*	1	(D)	(D)	(D)	AA
7213	Linen supply*	—	—	—	—	—
7215	Coin-operated laundries and drycleaning	8	604	185	42	23
7216	Drycleaning plants, except rug cleaning*	7	1 454	654	188	53
7217	Carpet and upholstery cleaning	7	1 782	424	97	40
7218	Industrial launderers*	—	—	—	—	—
7212, 9	Other laundry, cleaning, and garment services*	—	—	—	—	—
722	Photographic studios, portrait	5	712	178	38	13
723, 4	Beauty and barber shops	16	(D)	(D)	(D)	BB
723	Beauty shops	14	1 341	515	132	63
724	Barber shops	2	(D)	(D)	(D)	AA
725	Shoe repair shops and shoeshine parlors	—	—	—	—	—
726	Funeral service and crematories	4	(D)	(D)	(D)	BB
729	Miscellaneous personal services	9	1 606	660	207	72
73	Business services	59	21 325	9 792	2 246	689
731	Advertising	3	(D)	(D)	(D)	BB
732	Consumer credit reporting agencies, mercantile reporting agencies, and adjustment and collection agencies	2	(D)	(D)	(D)	BB
733	Mailing, reproduction, commercial art and photography, and stenographic services	4	401	67	17	7
734	Services to dwellings and other buildings	20	5 523	2 558	576	175
735	Miscellaneous equipment rental and leasing	7	4 114	917	215	45
736	Personnel supply services	6	(D)	(D)	(D)	EE
737	Computer programming, data processing, and other computer related services	2	(D)	(D)	(D)	AA
7371, 2, 3	Computer programming, prepackaged software, and integrated systems	1	(D)	(D)	(D)	AA
7374, 5, 6	Data processing services	—	—	—	—	—
7377, 8, 9	Computer rental and leasing, maintenance, and related services, n.e.c.	1	(D)	(D)	(D)	AA
738	Miscellaneous business services	15	(D)	(D)	(D)	CC

Table 5. Summary Statistics for Firms Subject to Federal Income Tax for Places With 350 Establishments or More: 1992 — Con.

[Includes only establishments with payroll. For meaning of abbreviations and symbols, see introductory text. For explanation of terms and comparability of 1987 and 1992 censuses, see appendix A. For information on geographic areas followed by ▲, see appendix F]

SIC code	Geographic area and kind of business or operation	Establishments (number)	Receipts (\$1,000)	Annual payroll (\$1,000)	First-quarter payroll (\$1,000)	Paid employees for pay period including March 12 (number)
VALDOSTA—Con.						
75	Automotive repair, services, and parking	56	10 538	2 707	606	219
751	Automotive rental and leasing, without drivers	4	(D)	(D)	(D)	AA
752	Automobile parking	—	—	—	—	—
753	Automotive repair shops	47	(D)	(D)	(D)	CC
7532	Top, body, and upholstery repair shops and paint shops	13	1 955	535	122	43
7538	General automotive repair shops	20	3 975	924	222	76
7533, 4, 6, 7, 9	Other automotive repair shops	14	(D)	(D)	(D)	BB
754	Automotive services, except repair	5	(D)	(D)	(D)	BB
76	Miscellaneous repair services	30	9 234	2 555	599	165
762	Electrical repair shops	13	3 754	1 281	312	80
7622	Radio and television repair shops	3	(D)	(D)	(D)	AA
7623, 9	Other electrical and electronic repair shops	10	(D)	(D)	(D)	BB
763	Watch, clock, and jewelry repair	2	(D)	(D)	(D)	AA
764	Reupholstery and furniture repair	3	(D)	(D)	(D)	AA
769	Miscellaneous repair and related services	12	4 664	1 144	255	73
78, 79, 84	Amusement and recreation services, including motion pictures and museums	22	5 227	918	217	140
781, 2	Motion picture production, distribution, and services	1	(D)	(D)	(D)	AA
783	Motion picture theaters	2	(D)	(D)	(D)	BB
784	Video tape rental	4	(D)	(D)	(D)	AA
792	Theatrical producers (except motion picture), bands, orchestras, and entertainers	1	(D)	(D)	(D)	AA
793	Bowling centers	1	(D)	(D)	(D)	AA
79 ex. 792, 3; 84	Commercial sports and other amusement and recreation services, including museums	13	2 320	482	112	71
80	Health services	144	88 701	40 520	8 358	1 610
801	Offices and clinics of doctors of medicine	62	41 572	22 782	4 231	477
802	Offices and clinics of dentists	38	(D)	(D)	(D)	CC
803	Offices and clinics of doctors of osteopathy	2	(D)	(D)	(D)	AA
804	Offices and clinics of other health practitioners	20	(D)	(D)	(D)	BB
805	Nursing and personal care facilities	5	(D)	(D)	(D)	EE
806	Hospitals	1	(D)	(D)	(D)	CC
807, 8, 9	Other health services	16	(D)	(D)	(D)	EE
81	Legal services	37	13 398	3 421	728	176
823, 4, 9	Selected educational services	4	(D)	(D)	(D)	BB
83	Social services	23	(D)	(D)	(D)	CC
835	Child day care services	17	2 325	1 070	257	155
832, 3, 6, 9	Other social services	6	(D)	(D)	(D)	AA
87 ex. 8733	Engineering, accounting, research, management, and related services (except noncommercial research organizations)	50	17 328	8 974	2 019	298
871	Engineering, architectural, and surveying services	13	5 423	2 553	597	92
872	Accounting, auditing, and bookkeeping services	27	(D)	(D)	(D)	CC
873 ex. 8733	Research, development, and testing services (except noncommercial research organizations)	—	—	—	—	—
874	Management and public relations services	10	(D)	(D)	(D)	BB
89	Services, n.e.c.	3	(D)	(D)	(D)	BB
WARNER ROBINS						
	Total	386	170 681	71 339	15 191	3 738
70 ex. 704	Hotels, rooming houses, camps, and other lodging places (except membership lodging)	13	6 856	1 857	381	217
7011	Hotels and motels	12	(D)	(D)	(D)	CC
7011 pt.	Hotels	3	(D)	(D)	(D)	CC
7011 pt.	Motels, motor hotels, and tourist courts	9	(D)	(D)	(D)	CC
702, 3	Other lodging places	1	(D)	(D)	(D)	AA
72	Personal services	48	5 987	1 842	431	209
721	Laundry, cleaning, and garment services	15	2 026	700	163	76
7211	Power laundries, family and commercial*	—	—	—	—	—
7213	Linen supply*	—	—	—	—	—
7215	Coin-operated laundries and drycleaning	1	(D)	(D)	(D)	AA
7216	Drycleaning plants, except rug cleaning*	4	860	380	93	45
7217	Carpet and upholstery cleaning	1	(D)	(D)	(D)	AA
7218	Industrial launderers*	1	(D)	(D)	(D)	AA
7212, 9	Other laundry, cleaning, and garment services*	8	(D)	(D)	(D)	AA
722	Photographic studios, portrait	2	(D)	(D)	(D)	AA
723, 4	Beauty and barber shops	21	1 619	620	141	76
723	Beauty shops	19	(D)	(D)	(D)	BB
724	Barber shops	2	(D)	(D)	(D)	AA
725	Shoe repair shops and shoeshine parlors	1	(D)	(D)	(D)	AA
726	Funeral service and crematories	3	(D)	(D)	(D)	AA
729	Miscellaneous personal services	6	(D)	(D)	(D)	BB

Table 5. Summary Statistics for Firms Subject to Federal Income Tax for Places With 350 Establishments or More: 1992 — Con.

[Includes only establishments with payroll. For meaning of abbreviations and symbols, see introductory text. For explanation of terms and comparability of 1987 and 1992 censuses, see appendix A. For information on geographic areas followed by ▲, see appendix F]

SIC code	Geographic area and kind of business or operation	Establishments (number)	Receipts (\$1,000)	Annual payroll (\$1,000)	First-quarter payroll (\$1,000)	Paid employees for pay period including March 12 (number)
	WARNER ROBINS — Con.					
73	Business services	45	32 067	16 119	3 407	1 162
731	Advertising	1	(D)	(D)	(D)	AA
732	Consumer credit reporting agencies, mercantile reporting agencies, and adjustment and collection agencies	4	(D)	(D)	(D)	BB
733	Mailing, reproduction, commercial art and photography, and stenographic services	3	(D)	(D)	(D)	AA
734	Services to dwellings and other buildings	8	15 888	9 809	1 880	872
735	Miscellaneous equipment rental and leasing	3	(D)	(D)	(D)	AA
736	Personnel supply services	3	(D)	(D)	(D)	BB
737	Computer programming, data processing, and other computer related services	9	9 757	4 232	1 086	123
7371, 2, 3	Computer programming, prepackaged software, and integrated systems	4	(D)	(D)	(D)	BB
7374, 5, 6	Data processing services	1	(D)	(D)	(D)	AA
7377, 8, 9	Computer rental and leasing, maintenance, and related services, n.e.c.	4	(D)	(D)	(D)	BB
738	Miscellaneous business services	14	(D)	(D)	(D)	CC
75	Automotive repair, services, and parking	49	12 373	3 374	765	205
751	Automotive rental and leasing, without drivers	2	(D)	(D)	(D)	AA
752	Automobile parking	—	—	—	—	—
753	Automotive repair shops	40	10 335	2 763	625	145
7532	Top, body, and upholstery repair shops and paint shops	15	3 919	1 040	225	53
7538	General automotive repair shops	16	(D)	(D)	(D)	BB
7533, 4, 6, 7, 9	Other automotive repair shops	9	(D)	(D)	(D)	BB
754	Automotive services, except repair	7	(D)	(D)	(D)	BB
76	Miscellaneous repair services	19	3 305	866	190	52
762	Electrical repair shops	10	1 935	601	129	32
7622	Radio and television repair shops	5	616	237	53	17
7623, 9	Other electrical and electronic repair shops	5	1 319	364	76	15
763	Watch, clock, and jewelry repair	—	—	—	—	—
764	Reupholstery and furniture repair	2	(D)	(D)	(D)	AA
769	Miscellaneous repair and related services	7	(D)	(D)	(D)	AA
78, 79, 84	Amusement and recreation services, including motion pictures and museums	21	7 191	1 568	309	178
781, 2	Motion picture production, distribution, and services	—	—	—	—	—
783	Motion picture theaters	1	(D)	(D)	(D)	BB
784	Video tape rental	6	1 469	274	60	43
792	Theatrical producers (except motion picture), bands, orchestras, and entertainers	1	(D)	(D)	(D)	AA
793	Bowling centers	3	(D)	(D)	(D)	BB
79 ex. 792, 3; 84	Commercial sports and other amusement and recreation services, including museums	10	3 362	772	144	50
80	Health services	96	69 685	30 395	6 091	908
801	Offices and clinics of doctors of medicine	43	(D)	(D)	(D)	EE
802	Offices and clinics of dentists	21	8 833	3 921	852	154
803	Offices and clinics of doctors of osteopathy	1	(D)	(D)	(D)	AA
804	Offices and clinics of other health practitioners	13	3 106	959	236	65
805	Nursing and personal care facilities	4	(D)	(D)	(D)	CC
806	Hospitals	—	—	—	—	—
807, 8, 9	Other health services	14	10 957	3 644	791	141
81	Legal services	30	6 937	1 562	404	99
823, 4, 9	Selected educational services	7	541	217	46	19
83	Social services	22	4 156	1 789	443	225
835	Child day care services	18	3 467	1 547	375	189
832, 3, 6, 9	Other social services	4	689	242	68	36
87 ex. 8733	Engineering, accounting, research, management, and related services (except noncommercial research organizations)	36	21 583	11 750	2 724	464
871	Engineering, architectural, and surveying services	15	11 878	5 921	1 408	144
872	Accounting, auditing, and bookkeeping services	8	(D)	(D)	(D)	BB
873 ex. 8733	Research, development, and testing services (except noncommercial research organizations)	3	(D)	(D)	(D)	CC
874	Management and public relations services	10	3 776	1 991	549	197
89	Services, n.e.c.	—	—	—	—	—

Table 6. Summary Statistics for Firms Subject to Federal Income Tax for Counties With 350 Establishments or More: 1992

[Includes only establishments with payroll. For meaning of abbreviations and symbols, see introductory text. For explanation of terms and comparability of 1987 and 1992 censuses, see appendix A. For information on geographic areas followed by ▲, see appendix F]

SIC code	Geographic area and kind of business or operation	Establishments (number)	Receipts (\$1,000)	Annual payroll (\$1,000)	First-quarter payroll (\$1,000)	Paid employees for pay period including March 12 (number)
BIBB COUNTY						
	Total	1 338	879 908	321 307	68 515	14 723
70 ex. 704	Hotels, rooming houses, camps, and other lodging places (except membership lodging)	35	(D)	(D)	(D)	FF
7011	Hotels and motels	34	23 266	4 474	1 118	674
7011 pt.	Hotels	18	17 517	3 467	847	483
7011 pt.	Motels, motor hotels, and tourist courts	16	5 749	1 007	271	191
702, 3	Other lodging places	1	(D)	(D)	(D)	AA
72	Personal services	130	31 807	11 387	2 770	944
721	Laundry, cleaning, and garment services	54	16 120	6 323	1 501	412
7211	Power laundries, family and commercial*	2	(D)	(D)	(D)	AA
7213	Linen supply*	2	(D)	(D)	(D)	CC
7215	Coin-operated laundries and drycleaning	16	(D)	(D)	(D)	BB
7216	Drycleaning plants, except rug cleaning*	12	2 820	1 331	301	113
7217	Carpet and upholstery cleaning	7	1 096	284	62	22
7218	Industrial laundriers*	2	(D)	(D)	(D)	BB
7212, 9	Other laundry, cleaning, and garment services*	13	(D)	(D)	(D)	BB
722	Photographic studios, portrait	11	1 891	427	97	46
723, 4	Beauty and barber shops	39	3 502	1 432	351	144
723	Beauty shops	37	(D)	(D)	(D)	CC
724	Barber shops	2	(D)	(D)	(D)	AA
725	Shoe repair shops and shoeshine parlors	5	(D)	(D)	(D)	AA
726	Funeral service and crematories	9	6 791	1 954	370	90
729	Miscellaneous personal services	12	(D)	(D)	(D)	CC
73	Business services	199	99 788	40 725	9 062	3 342
731	Advertising	16	(D)	(D)	(D)	CC
732	Consumer credit reporting agencies, mercantile reporting agencies, and adjustment and collection agencies	6	3 569	1 481	420	66
733	Mailing, reproduction, commercial art and photography, and stenographic services	10	(D)	(D)	(D)	BB
734	Services to dwellings and other buildings	47	(D)	(D)	(D)	FF
735	Miscellaneous equipment rental and leasing	19	7 986	2 045	452	123
736	Personnel supply services	25	19 312	12 106	2 422	1 185
737	Computer programming, data processing, and other computer related services	28	21 995	7 819	1 710	300
7371, 2, 3	Computer programming, prepackaged software, and integrated systems	17	11 517	3 886	788	113
7374, 5, 6	Data processing services	1	(D)	(D)	(D)	CC
7377, 8, 9	Computer rental and leasing, maintenance, and related services, n.e.c.	10	(D)	(D)	(D)	BB
738	Miscellaneous business services	48	(D)	(D)	(D)	FF
75	Automotive repair, services, and parking	136	67 927	13 269	3 209	831
751	Automotive rental and leasing, without drivers	13	26 787	3 135	774	171
752	Automobile parking	1	(D)	(D)	(D)	AA
753	Automotive repair shops	100	35 686	8 497	2 048	493
7532	Top, body, and upholstery repair shops and paint shops	30	9 978	3 394	807	180
7538	General automotive repair shops	45	18 113	3 768	918	217
7533, 4, 6, 7, 9	Other automotive repair shops	25	7 595	1 335	323	96
754	Automotive services, except repair	22	(D)	(D)	(D)	CC
76	Miscellaneous repair services	65	32 689	11 916	2 862	529
762	Electrical repair shops	21	8 261	3 443	870	177
7622	Radio and television repair shops	5	1 158	386	91	23
7623, 9	Other electrical and electronic repair shops	16	7 103	3 057	779	154
763	Watch, clock, and jewelry repair	2	(D)	(D)	(D)	AA
764	Reupholstery and furniture repair	9	858	298	67	27
769	Miscellaneous repair and related services	33	(D)	(D)	(D)	EE
78, 79, 84	Amusement and recreation services, including motion pictures and museums	67	20 104	4 117	827	453
781, 2	Motion picture production, distribution, and services	4	(D)	(D)	(D)	AA
783	Motion picture theaters	4	(D)	(D)	(D)	BB
784	Video tape rental	20	4 313	929	182	133
792	Theatrical producers (except motion picture), bands, orchestras, and entertainers	5	(D)	(D)	(D)	AA
793	Bowling centers	2	(D)	(D)	(D)	BB
79 ex. 792, 3, 84	Commercial sports and other amusement and recreation services, including museums	32	7 743	1 813	356	176
80	Health services	382	469 009	185 943	38 753	5 909
801	Offices and clinics of doctors of medicine	211	180 220	94 204	17 719	1 475
802	Offices and clinics of dentists	67	26 107	11 321	2 362	394
803	Offices and clinics of doctors of osteopathy	—	—	—	—	—
804	Offices and clinics of other health practitioners	35	9 865	3 989	927	136
805	Nursing and personal care facilities	12	23 419	10 173	2 404	949
806	Hospitals	6	(D)	(D)	(D)	GG
807, 8, 9	Other health services	51	(D)	(D)	(D)	FF
81	Legal services	111	60 232	19 334	2 820	565
823, 4, 9	Selected educational services	7	(D)	(D)	(D)	BB

Table 6. Summary Statistics for Firms Subject to Federal Income Tax for Counties With 350 Establishments or More: 1992 — Con.

[Includes only establishments with payroll. For meaning of abbreviations and symbols, see introductory text. For explanation of terms and comparability of 1987 and 1992 censuses, see appendix A. For information on geographic areas followed by ▲, see appendix F]

SIC code	Geographic area and kind of business or operation	Establishments (number)	Receipts (\$1,000)	Annual payroll (\$1,000)	First-quarter payroll (\$1,000)	Paid employees for pay period including March 12 (number)
BIBB COUNTY — Con.						
83	Social services	58	10 300	4 572	1 160	542
835	Child day care services	39	6 521	2 935	685	360
832, 3, 6, 9	Other social services	19	3 779	1 637	475	182
87 ex. 8733	Engineering, accounting, research, management, and related services (except noncommercial research organizations)	146	62 479	25 077	5 816	871
871	Engineering, architectural, and surveying services	47	35 727	13 824	3 217	405
872	Accounting, auditing, and bookkeeping services	64	18 597	7 524	1 699	300
873 ex. 8733	Research, development, and testing services (except noncommercial research organizations)	1	(D)	(D)	(D)	AA
874	Management and public relations services	34	(D)	(D)	(D)	CC
89	Services, n.e.c.	2	(D)	(D)	(D)	AA
CARROLL COUNTY						
	Total	367	147 947	56 602	12 013	2 915
70 ex. 704	Hotels, rooming houses, camps, and other lodging places (except membership lodging)	8	3 476	1 091	216	115
7011	Hotels and motels	8	3 476	1 091	216	115
7011 pt.	Hotels	3	(D)	(D)	(D)	BB
7011 pt.	Motels, motor hotels, and tourist courts	5	(D)	(D)	(D)	BB
702, 3	Other lodging places	—	—	—	—	—
72	Personal services	41	6 245	1 770	435	189
721	Laundry, cleaning, and garment services	11	1 434	528	120	65
7211	Power laundries, family and commercial*	1	(D)	(D)	(D)	AA
7213	Linen supply*	1	(D)	(D)	(D)	AA
7215	Coin-operated laundries and drycleaning	1	(D)	(D)	(D)	AA
7216	Drycleaning plants, except rug cleaning*	6	956	400	92	45
7217	Carpet and upholstery cleaning	1	(D)	(D)	(D)	AA
7218	Industrial laundries*	—	—	—	—	—
7212, 9	Other laundry, cleaning, and garment services*	1	(D)	(D)	(D)	AA
722	Photographic studios, portrait	2	(D)	(D)	(D)	AA
723, 4	Beauty and barber shops	17	1 152	468	109	54
723	Beauty shops	17	1 152	468	109	54
724	Barber shops	—	—	—	—	—
725	Shoe repair shops and shoeshine parlors	1	(D)	(D)	(D)	AA
726	Funeral service and crematories	8	3 109	669	167	42
729	Miscellaneous personal services	2	(D)	(D)	(D)	BB
73	Business services	58	24 437	9 788	1 841	602
731	Advertising	1	(D)	(D)	(D)	AA
732	Consumer credit reporting agencies, mercantile reporting agencies, and adjustment and collection agencies	3	671	124	29	9
733	Mailing, reproduction, commercial art and photography, and stenographic services	4	(D)	(D)	(D)	BB
734	Services to dwellings and other buildings	12	2 640	624	155	54
735	Miscellaneous equipment rental and leasing	8	3 082	522	123	27
736	Personnel supply services	4	(D)	(D)	(D)	EE
737	Computer programming, data processing, and other computer related services	10	8 797	2 213	486	76
7371, 2, 3	Computer programming, prepackaged software, and integrated systems	6	(D)	(D)	(D)	BB
7374, 5, 6	Data processing services	2	(D)	(D)	(D)	BB
7377, 8, 9	Computer rental and leasing, maintenance, and related services, n.e.c.	2	(D)	(D)	(D)	AA
738	Miscellaneous business services	16	(D)	(D)	(D)	CC
75	Automotive repair, services, and parking	48	9 456	2 198	540	158
751	Automotive rental and leasing, without drivers	2	(D)	(D)	(D)	AA
752	Automobile parking	—	—	—	—	—
753	Automotive repair shops	37	6 618	1 619	392	99
7532	Top, body, and upholstery repair shops and paint shops	9	1 695	375	88	19
7538	General automotive repair shops	20	3 627	925	224	60
7533, 4, 6, 7, 9	Other automotive repair shops	8	1 296	319	80	20
754	Automotive services, except repair	9	(D)	(D)	(D)	BB
76	Miscellaneous repair services	28	8 298	1 879	492	118
762	Electrical repair shops	9	1 501	374	99	21
7622	Radio and television repair shops	4	232	48	12	5
7623, 9	Other electrical and electronic repair shops	5	1 269	326	87	16
763	Watch, clock, and jewelry repair	—	—	—	—	—
764	Reupholstery and furniture repair	3	130	27	8	4
769	Miscellaneous repair and related services	16	6 667	1 478	385	93

Table 6. Summary Statistics for Firms Subject to Federal Income Tax for Counties With 350 Establishments or More: 1992 — Con.

[Includes only establishments with payroll. For meaning of abbreviations and symbols, see introductory text. For explanation of terms and comparability of 1987 and 1992 censuses, see appendix A. For information on geographic areas followed by ▲, see appendix F]

SIC code	Geographic area and kind of business or operation	Establishments (number)	Receipts (\$1,000)	Annual payroll (\$1,000)	First-quarter payroll (\$1,000)	Paid employees for pay period including March 12 (number)
CARROLL COUNTY — Con.						
78, 79, 84	Amusement and recreation services, including motion pictures and museums	14	6 030	1 170	276	167
781, 2	Motion picture production, distribution, and services	—	—	—	—	—
783	Motion picture theaters	2	(D)	(D)	(D)	BB
784	Video tape rental	4	(D)	(D)	(D)	BB
792	Theatrical producers (except motion picture), bands, orchestras, and entertainers	—	—	—	—	—
793	Bowling centers	1	(D)	(D)	(D)	AA
79 ex. 792, 3; 84	Commercial sports and other amusement and recreation services, including museums	7	(D)	(D)	(D)	BB
80	Health services	106	73 818	31 069	6 715	1 214
801	Offices and clinics of doctors of medicine	46	35 003	17 295	3 543	357
802	Offices and clinics of dentists	22	8 622	3 189	589	137
803	Offices and clinics of doctors of osteopathy	—	—	—	—	—
804	Offices and clinics of other health practitioners	20	4 973	1 637	386	94
805	Nursing and personal care facilities	5	10 418	4 616	1 157	412
806	Hospitals	1	(D)	(D)	(D)	BB
807, 8, 9	Other health services	12	(D)	(D)	(D)	CC
81	Legal services	21	8 635	3 910	709	132
823, 4, 9	Selected educational services	2	(D)	(D)	(D)	AA
83	Social services	14	(D)	(D)	(D)	BB
835	Child day care services	14	(D)	(D)	(D)	BB
832, 3, 6, 9	Other social services	—	—	—	—	—
87 ex. 8733	Engineering, accounting, research, management, and related services (except noncommercial research organizations)	27	5 442	2 861	595	118
871	Engineering, architectural, and surveying services	6	(D)	(D)	(D)	BB
872	Accounting, auditing, and bookkeeping services	14	2 654	1 450	361	69
873 ex. 87333	Research, development, and testing services (except noncommercial research organizations)	2	(D)	(D)	(D)	AA
874	Management and public relations services	5	1 585	887	114	18
89	Services, n.e.c.	—	—	—	—	—
CHATHAM COUNTY						
Total		1 670	901 555	348 515	75 535	16 248
70 ex. 704	Hotels, rooming houses, camps, and other lodging places (except membership lodging)	71	85 118	21 443	5 044	2 152
7011	Hotels and motels	65	(D)	(D)	(D)	GG
7011 pt.	Hotels	35	(D)	(D)	(D)	GG
7011 pt.	Motels, motor hotels, and tourist courts	30	(D)	(D)	(D)	EE
702, 3	Other lodging places	6	(D)	(D)	(D)	BB
72	Personal services	187	41 296	15 028	3 660	1 353
721	Laundry, cleaning, and garment services	58	(D)	(D)	(D)	FF
7211	Power laundries, family and commercial*	2	(D)	(D)	(D)	AA
7213	Linen supply*	1	(D)	(D)	(D)	BB
7215	Coin-operated laundries and drycleaning	10	(D)	(D)	(D)	BB
7216	Drycleaning plants, except rug cleaning*	20	5 120	2 110	481	221
7217	Carpet and upholstery cleaning	9	1 390	324	71	32
7218	Industrial launderers*	1	(D)	(D)	(D)	BB
7212, 9	Other laundry, cleaning, and garment services*	15	(D)	(D)	(D)	CC
722	Photographic studios, portrait	13	(D)	(D)	(D)	BB
723, 4	Beauty and barber shops	88	9 441	4 295	1 061	379
723	Beauty shops	85	9 306	4 236	1 046	375
724	Barber shops	3	135	59	15	4
725	Shoe repair shops and shoeshine parlors	3	(D)	(D)	(D)	AA
726	Funeral service and crematories	12	(D)	(D)	(D)	CC
729	Miscellaneous personal services	13	(D)	(D)	(D)	CC
73	Business services	280	145 635	49 373	11 172	3 845
731	Advertising	18	7 963	2 331	636	103
732	Consumer credit reporting agencies, mercantile reporting agencies, and adjustment and collection agencies	12	(D)	(D)	(D)	CC
733	Mailing, reproduction, commercial art and photography, and stenographic services	18	6 064	1 897	439	86
734	Services to dwellings and other buildings	61	(D)	(D)	(D)	FF
735	Miscellaneous equipment rental and leasing	49	53 732	10 426	2 292	444
736	Personnel supply services	30	17 904	11 867	2 259	1 202
737	Computer programming, data processing, and other computer related services	24	(D)	(D)	(D)	CC
7371, 2, 3	Computer programming, prepackaged software, and integrated systems	14	(D)	(D)	(D)	BB
7374, 5, 6	Data processing services	4	(D)	(D)	(D)	AA
7377, 8, 9	Computer rental and leasing, maintenance, and related services, n.e.c.	6	(D)	(D)	(D)	BB
738	Miscellaneous business services	68	(D)	(D)	(D)	FF

Table 6. Summary Statistics for Firms Subject to Federal Income Tax for Counties With 350 Establishments or More: 1992 — Con.

[Includes only establishments with payroll. For meaning of abbreviations and symbols, see introductory text. For explanation of terms and comparability of 1987 and 1992 censuses, see appendix A. For information on geographic areas followed by ▲, see appendix F]

SIC code	Geographic area and kind of business or operation	Establishments (number)	Receipts (\$1,000)	Annual payroll (\$1,000)	First-quarter payroll (\$1,000)	Paid employees for pay period including March 12 (number)
CHATHAM COUNTY — Con.						
75	Automotive repair, services, and parking	161	62 703	13 521	3 165	836
751	Automotive rental and leasing, without drivers	18	23 767	2 591	574	174
752	Automobile parking	4	(D)	(D)	(D)	AA
753	Automotive repair shops	114	(D)	(D)	(D)	FF
7532	Top, body, and upholstery repair shops and paint shops	33	(D)	(D)	(D)	CC
7538	General automotive repair shops	52	13 477	3 546	773	179
7533, 4, 6, 7, 9	Other automotive repair shops	29	(D)	(D)	(D)	CC
754	Automotive services, except repair	25	(D)	(D)	(D)	CC
76	Miscellaneous repair services	89	37 033	14 398	3 401	660
762	Electrical repair shops	24	(D)	(D)	(D)	CC
7622	Radio and television repair shops	9	(D)	(D)	(D)	BB
7623, 9	Other electrical and electronic repair shops	15	7 099	2 808	681	158
763	Watch, clock, and jewelry repair	3	262	52	11	3
764	Reupholstery and furniture repair	9	1 314	390	88	28
769	Miscellaneous repair and related services	53	(D)	(D)	(D)	EE
78, 79, 84	Amusement and recreation services, including motion pictures and museums	78	26 806	5 367	1 198	574
781, 2	Motion picture production, distribution, and services	2	(D)	(D)	(D)	AA
783	Motion picture theaters	4	(D)	(D)	(D)	BB
784	Video tape rental	16	(D)	(D)	(D)	BB
792	Theatrical producers (except motion picture), bands, orchestras, and entertainers	2	(D)	(D)	(D)	BB
793	Bowling centers	3	(D)	(D)	(D)	BB
79 ex. 792, 3; 84	Commercial sports and other amusement and recreation services, including museums	51	(D)	(D)	(D)	EE
80	Health services	402	307 929	157 660	32 162	4 172
801	Offices and clinics of doctors of medicine	215	202 127	115 429	22 826	1 963
802	Offices and clinics of dentists	79	31 754	13 634	3 109	492
803	Offices and clinics of doctors of osteopathy	2	(D)	(D)	(D)	AA
804	Offices and clinics of other health practitioners	56	(D)	(D)	(D)	CC
805	Nursing and personal care facilities	10	20 672	9 787	2 161	823
806	Hospitals	1	(D)	(D)	(D)	CC
807, 8, 9	Other health services	39	(D)	(D)	(D)	FF
81	Legal services	142	72 366	27 862	5 802	811
823, 4, 9	Selected educational services	12	(D)	(D)	(D)	CC
83	Social services	61	(D)	(D)	(D)	FF
835	Child day care services	42	(D)	(D)	(D)	EE
832, 3, 6, 9	Other social services	19	(D)	(D)	(D)	EE
87 ex. 8733	Engineering, accounting, research, management, and related services (except noncommercial research organizations)	179	78 011	32 541	7 298	1 048
871	Engineering, architectural, and surveying services	54	36 894	16 949	3 786	465
872	Accounting, auditing, and bookkeeping services	78	(D)	(D)	(D)	EE
873 ex. 8733	Research, development, and testing services (except noncommercial research organizations)	5	(D)	(D)	(D)	CC
874	Management and public relations services	42	(D)	(D)	(D)	CC
89	Services, n.e.c.	8	(D)	(D)	(D)	AA
CHEROKEE COUNTY						
	Total	447	124 478	45 853	9 770	2 603
70 ex. 704	Hotels, rooming houses, camps, and other lodging places (except membership lodging)	2	(D)	(D)	(D)	AA
7011	Hotels and motels	2	(D)	(D)	(D)	AA
7011 pt.	Hotels	—	—	—	—	—
7011 pt.	Motels, motor hotels, and tourist courts	2	(D)	(D)	(D)	AA
702, 3	Other lodging places	—	—	—	—	—
72	Personal services	41	6 236	2 005	501	248
721	Laundry, cleaning, and garment services	11	1 670	519	125	63
7211	Power laundries, family and commercial*	—	—	—	—	—
7213	Linen supply*	—	—	—	—	—
7215	Coin-operated laundries and drycleaning	3	(D)	(D)	(D)	AA
7216	Drycleaning plants, except rug cleaning*	6	1 043	342	85	43
7217	Carpet and upholstery cleaning	1	(D)	(D)	(D)	AA
7218	Industrial launderers*	—	—	—	—	—
7212, 9	Other laundry, cleaning, and garment services*	1	(D)	(D)	(D)	AA
722	Photographic studios, portrait	2	(D)	(D)	(D)	BB
723, 4	Beauty and barber shops	18	1 545	555	135	83
723	Beauty shops	18	1 545	555	135	83
724	Barber shops	—	—	—	—	—
725	Shoe repair shops and shoeshine parlors	—	—	—	—	—
726	Funeral service and crematories	2	(D)	(D)	(D)	AA
729	Miscellaneous personal services	8	1 399	547	156	71

Table 6. Summary Statistics for Firms Subject to Federal Income Tax for Counties With 350 Establishments or More: 1992 — Con.

[Includes only establishments with payroll. For meaning of abbreviations and symbols, see introductory text. For explanation of terms and comparability of 1987 and 1992 censuses, see appendix A. For information on geographic areas followed by ▲, see appendix F]

SIC code	Geographic area and kind of business or operation	Establishments (number)	Receipts (\$1,000)	Annual payroll (\$1,000)	First-quarter payroll (\$1,000)	Paid employees for pay period including March 12 (number)
CHEROKEE COUNTY—Con.						
73	Business services	102	26 683	10 220	2 211	639
731	Advertising	3	843	152	34	7
732	Consumer credit reporting agencies, mercantile reporting agencies, and adjustment and collection agencies	2	(D)	(D)	(D)	AA
733	Mailing, reproduction, commercial art and photography, and stenographic services	7	1 255	254	45	20
734	Services to dwellings and other buildings	25	4 934	1 912	416	123
735	Miscellaneous equipment rental and leasing	8	2 553	790	136	25
736	Personnel supply services	3	(D)	(D)	(D)	EE
737	Computer programming, data processing, and other computer related services	32	7 953	2 600	624	76
7371, 2, 3	Computer programming, prepackaged software, and integrated systems	29	7 366	2 372	599	68
7374, 5, 6	Data processing services	—	—	—	—	—
7377, 8, 9	Computer rental and leasing, maintenance, and related services, n.e.c.	3	587	228	25	8
738	Miscellaneous business services	22	(D)	(D)	(D)	CC
75	Automotive repair, services, and parking	38	8 934	2 284	520	119
751	Automotive rental and leasing, without drivers	—	—	—	—	—
752	Automobile parking	—	—	—	—	—
753	Automotive repair shops	33	7 979	2 088	473	107
7532	Top, body, and upholstery repair shops and paint shops	9	2 787	966	218	38
7538	General automotive repair shops	20	4 219	914	202	57
7533, 4, 6, 7, 9	Other automotive repair shops	4	973	208	53	12
754	Automotive services, except repair	5	955	196	47	12
76	Miscellaneous repair services	17	6 190	1 617	372	52
762	Electrical repair shops	3	(D)	(D)	(D)	BB
7622	Radio and television repair shops	—	—	—	—	—
7623, 9	Other electrical and electronic repair shops	3	(D)	(D)	(D)	BB
763	Watch, clock, and jewelry repair	—	—	—	—	—
764	Reupholstery and furniture repair	1	(D)	(D)	(D)	AA
769	Miscellaneous repair and related services	13	3 725	615	128	23
78, 79, 84	Amusement and recreation services, including motion pictures and museums	41	12 052	3 672	743	294
781, 2	Motion picture production, distribution, and services	5	(D)	(D)	(D)	AA
783	Motion picture theaters	—	—	—	—	—
784	Video tape rental	12	2 345	595	174	81
792	Theatrical producers (except motion picture), bands, orchestras, and entertainers	1	(D)	(D)	(D)	AA
793	Bowling centers	2	(D)	(D)	(D)	BB
79 ex. 792, 3, 84	Commercial sports and other amusement and recreation services, including museums	21	7 637	2 600	448	159
80	Health services	95	39 904	16 606	3 209	675
801	Offices and clinics of doctors of medicine	31	17 407	7 518	1 482	185
802	Offices and clinics of dentists	23	7 908	3 304	598	120
803	Offices and clinics of doctors of osteopathy	1	(D)	(D)	(D)	AA
804	Offices and clinics of other health practitioners	30	4 978	1 153	190	63
805	Nursing and personal care facilities	2	(D)	(D)	(D)	CC
806	Hospitals	1	(D)	(D)	(D)	AA
807, 8, 9	Other health services	7	4 171	1 641	387	105
81	Legal services	22	6 388	1 909	392	74
823, 4, 9	Selected educational services	5	(D)	(D)	(D)	AA
83	Social services	27	6 481	2 786	645	321
835	Child day care services	21	5 412	2 457	586	296
832, 3, 6, 9	Other social services	6	1 069	329	59	25
87 ex. 8733	Engineering, accounting, research, management, and related services (except noncommercial research organizations)	56	10 050	4 268	1 099	157
871	Engineering, architectural, and surveying services	19	3 631	1 535	340	62
872	Accounting, auditing, and bookkeeping services	15	(D)	(D)	(D)	BB
873 ex. 8733	Research, development, and testing services (except noncommercial research organizations)	2	(D)	(D)	(D)	AA
874	Management and public relations services	20	4 120	1 853	545	47
89	Services, n.e.c.	1	(D)	(D)	(D)	AA

Table 6. Summary Statistics for Firms Subject to Federal Income Tax for Counties With 350 Establishments or More: 1992 — Con.

[Includes only establishments with payroll. For meaning of abbreviations and symbols, see introductory text. For explanation of terms and comparability of 1987 and 1992 censuses, see appendix A. For information on geographic areas followed by ▲, see appendix F]

SIC code	Geographic area and kind of business or operation	Establishments (number)	Receipts (\$1,000)	Annual payroll (\$1,000)	First-quarter payroll (\$1,000)	Paid employees for pay period including March 12 (number)
CLARKE COUNTY						
	Total	734	342 330	147 943	34 569	6 930
70 ex. 704	Hotels, rooming houses, camps, and other lodging places (except membership lodging)	15	14 687	3 871	849	392
7011	Hotels and motels	15	14 687	3 871	849	392
7011 pt.	Hotels	5	(D)	(D)	(D)	CC
7011 pt.	Motels, motor hotels, and tourist courts	10	(D)	(D)	(D)	CC
702, 3	Other lodging places	—	—	—	—	—
72	Personal services	98	18 278	6 413	1 607	725
721	Laundry, cleaning, and garment services	29	(D)	(D)	(D)	EE
7211	Power laundries, family and commercial*	2	(D)	(D)	(D)	BB
7213	Linen supply*	—	—	—	—	—
7215	Coin-operated laundries and drycleaning	7	(D)	(D)	(D)	BB
7216	Drycleaning plants, except rug cleaning*	12	(D)	(D)	(D)	CC
7217	Carpet and upholstery cleaning	3	(D)	(D)	(D)	AA
7218	Industrial launderers*	2	(D)	(D)	(D)	BB
7212, 9	Other laundry, cleaning, and garment services*	3	(D)	(D)	(D)	AA
722	Photographic studios, portrait	8	1 510	352	81	30
723, 4	Beauty and barber shops	48	(D)	(D)	(D)	CC
723	Beauty shops	44	(D)	(D)	(D)	CC
724	Barber shops	4	472	213	62	22
725	Shoe repair shops and shoeshine parlors	3	250	42	11	5
726	Funeral service and crematories	4	(D)	(D)	(D)	BB
729	Miscellaneous personal services	6	(D)	(D)	(D)	CC
73	Business services	93	53 513	25 155	4 866	2 220
731	Advertising	8	(D)	(D)	(D)	CC
732	Consumer credit reporting agencies, mercantile reporting agencies, and adjustment and collection agencies	2	(D)	(D)	(D)	BB
733	Mailing, reproduction, commercial art and photography, and stenographic services	10	3 471	978	230	81
734	Services to dwellings and other buildings	21	9 818	4 705	1 071	341
735	Miscellaneous equipment rental and leasing	11	(D)	(D)	(D)	BB
736	Personnel supply services	11	(D)	(D)	(D)	GG
737	Computer programming, data processing, and other computer related services	12	(D)	(D)	(D)	BB
7371, 2, 3	Computer programming, prepackaged software, and integrated systems	6	(D)	(D)	(D)	BB
7374, 5, 6	Data processing services	2	(D)	(D)	(D)	AA
7377, 8, 9	Computer rental and leasing, maintenance, and related services, n.e.c.	4	(D)	(D)	(D)	AA
738	Miscellaneous business services	18	(D)	(D)	(D)	CC
75	Automotive repair, services, and parking	59	17 491	4 485	1 145	344
751	Automotive rental and leasing, without drivers	6	(D)	(D)	(D)	BB
752	Automobile parking	1	(D)	(D)	(D)	AA
753	Automotive repair shops	43	14 044	3 502	914	228
7532	Top, body, and upholstery repair shops and paint shops	13	6 200	1 299	390	103
7538	General automotive repair shops	18	(D)	(D)	(D)	BB
7533, 4, 6, 7, 9	Other automotive repair shops	12	(D)	(D)	(D)	BB
754	Automotive services, except repair	9	(D)	(D)	(D)	BB
76	Miscellaneous repair services	24	(D)	(D)	(D)	BB
762	Electrical repair shops	7	1 499	761	167	38
7622	Radio and television repair shops	1	(D)	(D)	(D)	AA
7623, 9	Other electrical and electronic repair shops	6	(D)	(D)	(D)	BB
763	Watch, clock, and jewelry repair	—	—	—	—	—
764	Reupholstery and furniture repair	4	(D)	(D)	(D)	AA
769	Miscellaneous repair and related services	13	(D)	(D)	(D)	BB
78, 79, 84	Amusement and recreation services, including motion pictures and museums	47	23 901	10 943	5 734	310
781, 2	Motion picture production, distribution, and services	3	(D)	(D)	(D)	AA
783	Motion picture theaters	6	3 484	521	127	81
784	Video tape rental	7	(D)	(D)	(D)	AA
792	Theatrical producers (except motion picture), bands, orchestras, and entertainers	5	(D)	(D)	(D)	BB
793	Bowling centers	—	—	—	—	—
79 ex. 792, 3, 84	Commercial sports and other amusement and recreation services, including museums	26	5 846	1 125	251	172
80	Health services	224	149 915	72 343	14 802	1 774
801	Offices and clinics of doctors of medicine	121	94 484	51 386	9 730	723
802	Offices and clinics of dentists	45	(D)	(D)	(D)	EE
803	Offices and clinics of doctors of osteopathy	—	—	—	—	—
804	Offices and clinics of other health practitioners	34	(D)	(D)	(D)	CC
805	Nursing and personal care facilities	3	(D)	(D)	(D)	EE
806	Hospitals	1	(D)	(D)	(D)	CC
807, 8, 9	Other health services	20	(D)	(D)	(D)	CC
81	Legal services	55	26 952	9 204	2 043	319
823, 4, 9	Selected educational services	6	(D)	(D)	(D)	BB

Table 6. Summary Statistics for Firms Subject to Federal Income Tax for Counties With 350 Establishments or More: 1992 — Con.

[Includes only establishments with payroll. For meaning of abbreviations and symbols, see introductory text. For explanation of terms and comparability of 1987 and 1992 censuses, see appendix A. For information on geographic areas followed by ▲, see appendix F]

SIC code	Geographic area and kind of business or operation	Establishments (number)	Receipts (\$1,000)	Annual payroll (\$1,000)	First-quarter payroll (\$1,000)	Paid employees for pay period including March 12 (number)
CLARKE COUNTY—Con.						
83	Social services	31	6 799	2 995	703	318
835	Child day care services	21	(D)	(D)	(D)	EE
832, 3, 6, 9	Other social services	10	(D)	(D)	(D)	BB
87 ex. 8733	Engineering, accounting, research, management, and related services (except noncommercial research organizations)	77	18 805	8 249	1 826	341
871	Engineering, architectural, and surveying services	11	4 482	2 587	632	82
872	Accounting, auditing, and bookkeeping services	36	7 029	2 756	629	135
873 ex. 8733	Research, development, and testing services (except noncommercial research organizations)	4	1 509	656	85	40
874	Management and public relations services	26	5 785	2 250	480	84
89	Services, n.e.c.	5	(D)	(D)	(D)	BB
CLAYTON COUNTY						
	Total	1 109	722 511	229 176	50 800	11 536
70 ex. 704	Hotels, rooming houses, camps, and other lodging places (except membership lodging)	30	55 002	15 604	3 695	1 222
7011	Hotels and motels	30	55 002	15 604	3 695	1 222
7011 pt.	Hotels	10	43 393	12 867	3 089	985
7011 pt.	Motels, motor hotels, and tourist courts	20	11 609	2 737	606	237
702, 3	Other lodging places	—	—	—	—	—
72	Personal services	129	34 459	9 411	2 250	748
721	Laundry, cleaning, and garment services	38	11 932	2 550	676	182
7211	Power laundries, family and commercial*	—	—	—	—	—
7213	Linen supply*	—	—	—	—	—
7215	Coin-operated laundries and drycleaning	9	974	276	70	28
7216	Drycleaning plants, except rug cleaning*	21	3 729	1 131	269	98
7217	Carpet and upholstery cleaning	5	7 123	1 118	328	48
7218	Industrial laundriers*	—	—	—	—	—
7212, 9	Other laundry, cleaning, and garment services*	3	106	25	9	8
722	Photographic studios, portrait	8	6 166	1 422	289	105
723, 4	Beauty and barber shops	65	7 537	3 312	823	329
723	Beauty shops	63	(D)	(D)	(D)	EE
724	Barber shops	2	(D)	(D)	(D)	AA
725	Shoe repair shops and shoeshine parlors	—	—	—	—	—
726	Funeral service and crematories	2	(D)	(D)	(D)	BB
729	Miscellaneous personal services	16	(D)	(D)	(D)	CC
73	Business services	184	145 740	43 755	10 326	3 374
731	Advertising	7	8 884	1 768	567	109
732	Consumer credit reporting agencies, mercantile reporting agencies, and adjustment and collection agencies	6	3 982	1 111	254	55
733	Mailing, reproduction, commercial art and photography, and stenographic services	17	11 185	2 110	487	120
734	Services to dwellings and other buildings	46	35 959	7 889	1 891	563
735	Miscellaneous equipment rental and leasing	22	15 846	4 036	972	199
736	Personnel supply services	18	34 555	15 972	3 526	1 895
737	Computer programming, data processing, and other computer related services	24	24 635	7 502	1 682	191
7371, 2, 3	Computer programming, prepackaged software, and integrated systems	15	11 022	4 216	868	91
7374, 5, 6	Data processing services	6	5 452	2 008	503	65
7377, 8, 9	Computer rental and leasing, maintenance, and related services, n.e.c.	3	8 161	1 278	311	35
738	Miscellaneous business services	44	10 694	3 367	947	242
75	Automotive repair, services, and parking	159	154 656	23 624	5 919	1 253
751	Automotive rental and leasing, without drivers	15	108 642	10 442	2 780	559
752	Automobile parking	1	(D)	(D)	(D)	BB
753	Automotive repair shops	120	37 776	10 926	2 683	534
7532	Top, body, and upholstery repair shops and paint shops	30	10 225	3 005	703	152
7538	General automotive repair shops	49	14 526	4 502	1 076	209
7533, 4, 6, 7, 9	Other automotive repair shops	41	13 025	3 419	904	173
754	Automotive services, except repair	23	(D)	(D)	(D)	CC
76	Miscellaneous repair services	55	24 936	8 933	2 216	404
762	Electrical repair shops	12	5 343	3 527	838	151
7622	Radio and television repair shops	3	(D)	(D)	(D)	AA
7623, 9	Other electrical and electronic repair shops	9	(D)	(D)	(D)	CC
763	Watch, clock, and jewelry repair	2	(D)	(D)	(D)	AA
764	Reupholstery and furniture repair	5	437	158	98	16
769	Miscellaneous repair and related services	36	(D)	(D)	(D)	CC

Table 6. Summary Statistics for Firms Subject to Federal Income Tax for Counties With 350 Establishments or More: 1992 — Con.

[Includes only establishments with payroll. For meaning of abbreviations and symbols, see introductory text. For explanation of terms and comparability of 1987 and 1992 censuses, see appendix A. For information on geographic areas followed by ▲, see appendix F]

SIC code	Geographic area and kind of business or operation	Establishments (number)	Receipts (\$1,000)	Annual payroll (\$1,000)	First-quarter payroll (\$1,000)	Paid employees for pay period including March 12 (number)
CLAYTON COUNTY — Con.						
78, 79, 84	Amusement and recreation services, including motion pictures and museums	56	22 339	3 806	915	506
781, 2	Motion picture production, distribution, and services	1	(D)	(D)	(D)	AA
783	Motion picture theaters	5	5 196	685	149	100
784	Video tape rental	13	4 800	629	170	81
792	Theatrical producers (except motion picture), bands, orchestras, and entertainers	1	(D)	(D)	(D)	AA
793	Bowling centers	2	(D)	(D)	(D)	BB
79 ex. 792, 3; 84	Commercial sports and other amusement and recreation services, including museums	34	7 569	1 846	444	275
80	Health services	297	221 646	98 217	19 585	2 581
801	Offices and clinics of doctors of medicine	154	127 157	61 757	11 499	952
802	Offices and clinics of dentists	55	27 637	11 971	2 607	407
803	Offices and clinics of doctors of osteopathy	—	—	—	—	—
804	Offices and clinics of other health practitioners	58	20 918	8 972	1 856	314
805	Nursing and personal care facilities	4	10 712	4 286	937	418
806	Hospitals	—	—	—	—	—
807, 8, 9	Other health services	26	35 222	11 231	2 686	490
81	Legal services	67	15 719	5 763	1 262	212
823, 4, 9	Selected educational services	8	(D)	(D)	(D)	BB
83	Social services	49	12 724	5 884	1 344	574
835	Child day care services	41	9 764	4 585	1 050	482
832, 3, 6, 9	Other social services	8	2 960	1 299	294	92
87 ex. 8733	Engineering, accounting, research, management, and related services (except noncommercial research organizations)	73	33 085	13 414	3 100	617
871	Engineering, architectural, and surveying services	15	14 086	5 705	1 313	159
872	Accounting, auditing, and bookkeeping services	34	5 753	2 466	597	148
873 ex. 8733	Research, development, and testing services (except noncommercial research organizations)	3	581	246	95	22
874	Management and public relations services	21	12 665	4 997	1 095	288
89	Services, n.e.c.	2	(D)	(D)	(D)	AA
COBB COUNTY						
	Total	4 611	3 162 464	1 152 960	261 290	48 980
70 ex. 704	Hotels, rooming houses, camps, and other lodging places (except membership lodging)	74	112 022	28 509	6 994	2 134
7011	Hotels and motels	70	111 021	28 341	6 954	2 116
7011 pt.	Hotels	27	83 840	22 688	5 646	1 562
7011 pt.	Hotels, 25 guestrooms or more	24	83 217	22 414	5 579	1 555
7011 pt.	Hotels, less than 25 guestrooms	3	623	274	67	7
7011 pt.	Motels, motor hotels, and tourist courts	43	27 181	5 653	1 308	554
7011 pt.	Motels, tourist courts	36	19 436	4 094	927	422
7011 pt.	Motor hotels	7	7 745	1 559	381	132
702, 3	Other lodging places	4	1 001	168	40	18
702	Rooming and boarding houses	1	(D)	(D)	(D)	AA
703	Camps and recreational vehicle parks	3	(D)	(D)	(D)	AA
72	Personal services	432	92 056	32 609	8 127	2 994
721	Laundry, cleaning, and garment services	157	27 893	9 068	2 103	891
7211	Power laundries, family and commercial*	4	(D)	(D)	(D)	AA
7213	Linen supply*	1	(D)	(D)	(D)	AA
7215	Coin-operated laundries and drycleaning	23	3 979	853	213	92
7216	Drycleaning plants, except rug cleaning*	86	16 715	5 834	1 380	547
7217	Carpet and upholstery cleaning	21	4 654	1 665	346	180
7218	Industrial laundries*	—	—	—	—	—
7212, 9	Other laundry, cleaning, and garment services*	22	(D)	(D)	(D)	BB
7212	Garment pressing, and agents for laundries and drycleaners	9	1 290	282	65	37
7219	Laundry and garment services, n.e.c.*	13	(D)	(D)	(D)	BB
722	Photographic studios, portrait	25	6 959	1 631	331	155
723, 4	Beauty and barber shops	180	33 659	14 901	3 837	1 250
723	Beauty shops	171	32 979	14 602	3 760	1 235
724	Barber shops	9	680	299	77	15
725	Shoe repair shops and shoeshine parlors	14	1 058	168	47	17
726	Funeral service and crematories	14	7 359	2 193	563	124
729	Miscellaneous personal services	42	15 128	4 648	1 246	557
7291	Tax return preparation services	12	3 306	1 452	562	302
7299	Miscellaneous personal services, n.e.c.	30	11 822	3 196	684	255

Table 6. Summary Statistics for Firms Subject to Federal Income Tax for Counties With 350 Establishments or More: 1992 — Con.

[Includes only establishments with payroll. For meaning of abbreviations and symbols, see introductory text. For explanation of terms and comparability of 1987 and 1992 censuses, see appendix A. For information on geographic areas followed by ▲, see appendix F]

SIC code	Geographic area and kind of business or operation	Establishments (number)	Receipts (\$1,000)	Annual payroll (\$1,000)	First-quarter payroll (\$1,000)	Paid employees for pay period including March 12 (number)
COBB COUNTY—Con.						
73	Business services -----	1 126	891 266	339 086	81 957	17 735
731	Advertising -----	72	57 642	19 617	4 442	1 811
7311	Advertising agencies -----	48	31 833	10 548	2 292	244
7312	Outdoor advertising services -----	4	713	105	26	8
7313	Radio, television, publishers' advertising representatives -----	11	(D)	(D)	(D)	BB
7319	Advertising, n.e.c. -----	9	(D)	(D)	(D)	GG
732	Consumer credit reporting agencies, mercantile reporting agencies, and adjustment and collection agencies -----	31	34 333	16 313	3 164	693
7322	Adjustment and collection services -----	26	32 998	15 840	3 057	660
7323	Credit reporting services -----	5	1 335	473	107	33
733	Mailing, reproduction, commercial art and photography, and stenographic services -----	112	37 823	12 612	2 938	629
7331	Direct mail advertising services -----	17	13 222	4 311	1 013	254
7334	Photocopying and duplicating services -----	13	4 996	1 664	420	72
7335, 6	Commercial photography, art, and graphics -----	65	15 164	4 692	1 039	214
7335	Commercial photography -----	11	1 746	455	122	51
7336	Commercial art and graphic design -----	54	13 418	4 237	917	163
7338	Secretarial and court reporting services -----	17	4 441	1 945	466	89
734	Services to dwellings and other buildings -----	165	52 265	21 852	4 958	1 860
7342	Disinfecting and pest control services -----	38	18 040	7 599	1 606	341
7349	Building cleaning and maintenance services, n.e.c. -----	127	34 225	14 253	3 352	1 519
735	Miscellaneous equipment rental and leasing -----	73	51 187	14 488	3 401	658
7352	Medical equipment rental and leasing -----	7	1 147	258	54	18
7353	Heavy construction equipment rental and leasing -----	15	17 442	5 006	1 137	184
7359	Equipment rental and leasing, n.e.c. -----	51	32 598	9 224	2 210	456
736	Personnel supply services -----	116	73 943	49 300	10 095	4 223
7361	Employment agencies -----	52	13 421	7 541	1 459	514
7363	Help supply services -----	64	60 522	41 759	8 636	3 709
7363 pt.	Temporary help supply -----	57	54 176	36 228	7 993	3 494
7363 pt.	Help supply, except temporary -----	7	6 346	5 531	643	215
737	Computer programming, data processing, and other computer related services -----	297	433 980	152 227	40 563	4 526
7371, 2, 3	Computer programming, prepackaged software, and integrated systems -----	188	223 443	85 071	21 027	1 846
7371	Computer programming services -----	123	104 381	45 661	11 083	959
7372	Prepackaged software -----	46	81 078	29 091	7 159	595
7373	Computer integrated systems -----	19	37 984	10 319	2 785	292
7374, 5, 6	Data processing services -----	24	156 798	47 885	15 881	2 271
7374, 5	Computer processing, information retrieval -----	23	(D)	(D)	(D)	GG
7376	Computer facilities management services -----	1	(D)	(D)	(D)	AA
7377, 8, 9	Computer rental and leasing, maintenance, and related services, n.e.c. -----	85	53 739	19 271	3 655	409
7377	Computer rental and leasing -----	4	(D)	(D)	(D)	AA
7378	Computer maintenance and repair -----	26	28 628	11 397	2 238	230
7379	Computer related services, n.e.c. -----	55	(D)	(D)	(D)	CC
738	Miscellaneous business services -----	260	150 093	52 677	12 396	3 335
7381, 2	Detective agencies and protective services -----	43	41 603	24 193	5 856	1 960
7381	Detective, guard, and armored car services -----	30	30 051	19 988	4 513	1 780
7382	Security systems services -----	13	11 552	4 205	1 343	180
7383	News syndicates -----	1	(D)	(D)	(D)	AA
7384	Photofinishing laboratories* -----	21	3 583	983	220	89
7389	Business services, n.e.c. -----	195	(D)	(D)	(D)	GG
7389 pt.	Sign painting shops -----	6	(D)	(D)	(D)	AA
7389 pt.	Interior designing -----	22	10 921	3 822	1 039	150
7389 pt.	Telephone answering services -----	10	5 951	2 532	657	178
7389 pt.	Other business services -----	157	86 474	20 645	4 553	945
75	Automotive repair, services, and parking -----	415	200 829	46 480	11 105	2 248
751	Automotive rental and leasing, without drivers -----	35	80 628	11 232	2 792	449
7513	Truck rental and leasing, without drivers -----	15	(D)	(D)	(D)	CC
7514, 5	Passenger car rental and leasing -----	18	40 078	6 718	1 691	246
7514	Passenger car rental -----	13	(D)	(D)	(D)	CC
7515	Passenger car leasing -----	5	(D)	(D)	(D)	BB
7519	Utility trailer and recreational vehicle rental -----	2	(D)	(D)	(D)	AA
752	Automobile parking -----	4	507	93	11	5
753	Automotive repair shops -----	301	102 286	29 767	6 923	1 231
7532	Top, body, and upholstery repair shops and paint shops -----	61	25 253	8 215	1 998	335
7532 pt.	Top and body repair shops -----	51	20 186	6 599	1 600	270
7532 pt.	Paint shops -----	10	5 067	1 616	398	65
7538	General automotive repair shops -----	150	45 769	13 150	2 979	521
7538 pt.	General automotive repair shops, except diesel -----	137	40 863	11 257	2 528	450
7538 pt.	Diesel repair shops -----	13	4 906	1 893	451	71
7533, 4, 6, 7, 9	Other automotive repair shops -----	90	31 264	8 402	1 946	375
7533	Automotive exhaust system repair shops -----	13	3 967	877	228	47
7534	Tire retreading and repair shops -----	5	3 565	730	180	33
7536	Automotive glass replacement shops -----	9	3 593	787	168	36
7537	Automotive transmission repair shops -----	24	6 391	1 705	392	75
7539	Automotive repair shops, n.e.c. -----	39	13 748	4 303	978	184
7539 pt.	Radiator repair -----	5	(D)	(D)	(D)	BB
7539 pt.	Brake, front end, and wheel alignment -----	17	5 088	1 519	375	64
7539 pt.	Automotive electrical and fuel system services -----	15	5 437	1 712	419	84
7539 pt.	Other automotive repair shops, n.e.c. -----	2	(D)	(D)	(D)	AA
754	Automotive services, except repair -----	75	17 408	5 388	1 379	563
7542	Carwashes -----	35	6 499	2 207	541	309
7549	Automotive services, except repair and carwashes -----	40	10 909	3 181	838	254

Table 6. Summary Statistics for Firms Subject to Federal Income Tax for Counties With 350 Establishments or More: 1992 — Con.

[Includes only establishments with payroll. For meaning of abbreviations and symbols, see introductory text. For explanation of terms and comparability of 1987 and 1992 censuses, see appendix A. For information on geographic areas followed by ▲, see appendix F]

SIC code	Geographic area and kind of business or operation	Establishments (number)	Receipts (\$1,000)	Annual payroll (\$1,000)	First-quarter payroll (\$1,000)	Paid employees for pay period including March 12 (number)
COBB COUNTY—Con.						
76	Miscellaneous repair services	145	62 373	20 252	4 726	901
762	Electrical repair shops	39	24 392	9 420	2 327	382
7622	Radio and television repair shops	12	4 038	1 952	464	90
7623, 9	Other electrical and electronic repair shops	27	20 354	7 465	1 863	292
7623	Refrigeration and air-conditioning service and repair shops	7	8 257	1 898	492	68
7629	Electrical and electronic repair shops, n.e.c.	20	12 097	5 570	1 371	224
763	Watch, clock, and jewelry repair	3	(D)	(D)	(D)	BB
764	Reupholstery and furniture repair	16	2 746	825	237	67
769	Miscellaneous repair and related services	87	(D)	(D)	(D)	EE
7692	Welding repair	8	2 422	404	72	18
7694	Armature rewinding shops	1	(D)	(D)	(D)	AA
7699	Repair shops and related services, n.e.c.	78	32 006	9 275	2 003	411
78, 79, 84	Amusement and recreation services, including motion pictures and museums	216	174 420	43 958	9 359	3 341
781, 2	Motion picture production, distribution, and services	17	6 719	1 180	202	32
783	Motion picture theaters	15	20 800	2 109	501	305
7832	Motion picture theaters, except drive-in	15	20 800	2 109	501	305
7833	Drive-in motion picture theaters	—	—	—	—	—
784	Video tape rental	46	11 536	1 859	470	264
792	Theatrical producers (except motion picture), bands, orchestras, and entertainers	14	2 805	731	169	47
7922	Theatrical producers (except motion picture) and miscellaneous theatrical services	6	(D)	(D)	(D)	AA
7929	Bands, orchestras, actors, and other entertainers and entertainment groups	8	(D)	(D)	(D)	BB
793	Bowling centers	7	6 880	2 148	542	173
79 ex. 792, 3, 84	Commercial sports and other amusement and recreation services, including museums	117	125 680	35 931	7 475	2 520
794	Commercial sports	5	2 830	1 459	170	30
7941	Professional sports clubs, managers, promoters	5	2 830	1 459	170	30
7948	Racing, including track operation	—	—	—	—	—
79 ex. 792, 3, 4, 84	Other amusement and recreation services, including museums	112	122 850	34 472	7 305	2 490
791	Dance studios, schools, and halls	12	3 012	758	216	94
7991	Physical fitness facilities	21	10 718	3 081	780	388
7992	Public golf courses	3	(D)	(D)	(D)	BB
7993	Coin-operated amusement devices	15	4 824	1 013	231	71
7996	Amusement parks	3	(D)	(D)	(D)	FF
7997	Membership sports and recreation clubs	17	23 272	9 192	2 322	942
7999, 84	Amusement and recreation services, including museums, n.e.c.	41	(D)	(D)	(D)	CC
7999 pt.	Concession operators of amusement devices and rides	4	(D)	(D)	(D)	AA
7999 pt.	Carnivals, circuses, and fairs	—	—	—	—	—
7999 pt., 84	Other recreation and amusements, including museums	37	(D)	(D)	(D)	CC
80	Health services	947	654 749	282 984	59 694	8 471
801	Offices and clinics of doctors of medicine	368	289 420	148 932	28 765	2 579
8011 pt.	Offices of doctors of medicine	353	269 046	141 692	26 981	2 329
8011 pt.	General medical clinics	15	20 374	7 240	1 784	250
802	Offices and clinics of dentists	228	91 064	35 782	8 083	1 279
803	Offices and clinics of doctors of osteopathy	10	(D)	(D)	(D)	BB
804	Offices and clinics of other health practitioners	206	57 080	18 276	4 216	802
8041	Offices and clinics of chiropractors	101	19 167	4 995	1 199	293
8042	Offices and clinics of optometrists	29	9 646	2 917	685	133
8043	Offices and clinics of podiatrists	13	5 601	2 847	405	54
8049	Offices and clinics of health practitioners, n.e.c.	63	22 666	7 517	1 927	322
805	Nursing and personal care facilities	20	39 971	18 413	4 256	1 385
8051	Skilled nursing care facilities	15	39 609	18 292	4 252	1 379
8052	Intermediate care facilities	1	(D)	(D)	(D)	AA
8059	Nursing and personal care facilities, n.e.c.	4	(D)	(D)	(D)	AA
806	Hospitals	1	(D)	(D)	(D)	FF
8062	General medical and surgical hospitals	—	—	—	—	—
8063, 9	Specialty hospitals	1	(D)	(D)	(D)	FF
807, 8, 9	Other health services	114	159 650	54 973	12 502	1 863
807	Medical and dental laboratories	58	59 431	18 054	4 313	822
8071	Medical laboratories	27	49 637	13 400	3 200	608
8072	Dental laboratories	31	9 794	4 654	1 113	214
808	Home health care services	21	70 851	26 650	6 081	713
809	Miscellaneous health and allied services, n.e.c.	35	29 368	10 269	2 108	328
8092	Kidney dialysis centers	2	(D)	(D)	(D)	BB
8093	Specialty outpatient facilities, n.e.c.	12	6 346	1 980	320	61
8099	Health and allied services, n.e.c.	21	(D)	(D)	(D)	CC
81	Legal services	310	124 467	40 275	8 520	1 086
823, 4, 9	Selected educational services	51	30 660	10 201	2 656	375
823	Libraries	—	—	—	—	—
824	Vocational schools	19	6 733	2 473	574	91
829	Schools and educational services, n.e.c.	32	23 927	7 728	2 082	284
83	Social services	140	33 004	14 762	3 342	1 437
835	Child day care services	107	25 253	11 138	2 657	1 240
832, 3, 6, 9	Other social services	33	7 751	3 624	685	197

Table 6. Summary Statistics for Firms Subject to Federal Income Tax for Counties With 350 Establishments or More: 1992 — Con.

[Includes only establishments with payroll. For meaning of abbreviations and symbols, see introductory text. For explanation of terms and comparability of 1987 and 1992 censuses, see appendix A. For information on geographic areas followed by ▲, see appendix F]

SIC code	Geographic area and kind of business or operation	Establishments (number)	Receipts (\$1,000)	Annual payroll (\$1,000)	First-quarter payroll (\$1,000)	Paid employees for pay period including March 12 (number)
COBB COUNTY—Con.						
87 ex. 8733	Engineering, accounting, research, management, and related services (except noncommercial research organizations) -----	718	744 639	273 191	61 249	7 557
871	Engineering, architectural, and surveying services -----	208	326 859	148 812	34 002	3 378
8711	Engineering services -----	145	293 044	134 420	31 169	2 965
8712	Architectural services -----	44	24 436	9 196	1 784	237
8713	Surveying services -----	19	9 379	5 196	1 049	176
872	Accounting, auditing, and bookkeeping services -----	180	58 751	30 042	6 472	1 134
873 ex. 8733	Research, development, and testing services (except noncommercial research organizations) -----	40	38 211	13 424	3 366	1 118
8731	Commercial physical and biological research -----	5	(D)	(D)	(D)	BB
8732	Commercial economic, sociological, and educational research -----	22	16 136	4 629	1 212	841
8734	Testing laboratories -----	13	(D)	(D)	(D)	CC
874	Management and public relations services -----	290	320 818	80 913	17 409	1 927
8741	Management services -----	68	179 839	38 398	7 908	957
8742	Management consulting services -----	159	109 509	31 093	7 128	738
8743	Public relations services -----	11	(D)	(D)	(D)	BB
8744	Facilities support management services -----	3	(D)	(D)	(D)	BB
8748	Business consulting services, n.e.c. -----	49	15 559	5 513	1 264	136
89	Services, n.e.c. -----	37	41 979	20 653	3 561	701
DEKALB COUNTY						
	Total -----	5 483	4 243 677	1 476 250	337 305	59 227
70 ex. 704	Hotels, rooming houses, camps, and other lodging places (except membership lodging) -----	71	(D)	(D)	(D)	HH
7011	Hotels and motels -----	70	107 620	31 319	7 745	2 688
7011 pt.	Hotels -----	38	90 053	26 686	6 490	2 210
7011 pt.	Hotels, 25 guestrooms or more -----	35	89 713	26 548	6 458	2 198
7011 pt.	Hotels, less than 25 guestrooms -----	3	340	138	32	12
7011 pt.	Motels, motor hotels, and tourist courts -----	32	17 567	4 633	1 255	478
7011 pt.	Motels, tourist courts -----	26	13 493	3 145	849	351
7011 pt.	Motor hotels -----	6	4 074	1 488	406	127
702, 3	Other lodging places -----	1	(D)	(D)	(D)	AA
702	Rooming and boarding houses -----	—	—	—	—	—
703	Camps and recreational vehicle parks -----	1	(D)	(D)	(D)	AA
72	Personal services -----	583	159 771	53 468	13 062	4 269
721	Laundry, cleaning, and garment services -----	259	92 887	28 360	6 910	1 915
7211	Power laundries, family and commercial* -----	11	(D)	(D)	(D)	BB
7213	Linen supply* -----	6	(D)	(D)	(D)	BB
7215	Coin-operated laundries and drycleaning -----	39	11 973	2 073	457	171
7216	Drycleaning plants, except rug cleaning* -----	141	26 730	8 697	2 035	786
7217	Carpet and upholstery cleaning -----	23	10 028	2 772	548	151
7218	Industrial laundries* -----	10	(D)	(D)	(D)	FF
7212, 9	Other laundry, cleaning, and garment services* -----	29	(D)	(D)	(D)	CC
7212	Garment pressing, and agents for laundries and drycleaners -----	20	2 971	863	202	78
7219	Laundry and garment services, n.e.c.* -----	9	(D)	(D)	(D)	BB
722	Photographic studios, portrait -----	32	8 539	2 001	439	170
723, 4	Beauty and barber shops -----	203	29 815	13 844	3 208	1 039
723	Beauty shops -----	186	28 298	13 074	3 040	988
724	Barber shops -----	17	1 517	770	168	51
725	Shoe repair shops and shoeshine parlors -----	11	1 152	321	73	21
726	Funeral service and crematories -----	14	12 240	3 204	774	128
729	Miscellaneous personal services -----	64	15 138	5 738	1 658	996
7291	Tax return preparation services -----	21	5 896	2 867	987	727
7299	Miscellaneous personal services, n.e.c. -----	43	9 242	2 871	671	269
73	Business services -----	1 279	1 352 613	480 120	109 673	20 443
731	Advertising -----	69	45 152	13 835	3 274	413
7311	Advertising agencies -----	51	27 859	8 995	2 102	237
7312	Outdoor advertising services -----	2	(D)	(D)	(D)	BB
7313	Radio, television, publishers' advertising representatives -----	7	11 027	3 418	804	68
7319	Advertising, n.e.c. -----	9	(D)	(D)	(D)	BB
732	Consumer credit reporting agencies, mercantile reporting agencies, and adjustment and collection agencies -----	45	45 305	19 353	4 486	861
7322	Adjustment and collection services -----	40	40 926	17 540	4 131	809
7323	Credit reporting services -----	5	4 379	1 813	355	52
733	Mailing, reproduction, commercial art and photography, and stenographic services -----	137	80 322	25 508	6 529	993
7331	Direct mail advertising services -----	20	21 437	5 049	1 254	228
7334	Photocopying and duplicating services -----	12	13 537	5 269	1 353	192
7335, 6	Commercial photography, art, and graphics -----	75	39 221	12 875	3 363	455
7335	Commercial photography -----	20	16 979	5 118	1 048	142
7336	Commercial art and graphic design -----	55	22 242	7 757	2 315	313
7338	Secretarial and court reporting services -----	30	6 127	2 315	559	118
734	Services to dwellings and other buildings -----	187	78 626	31 628	7 224	2 732
7342	Disinfecting and pest control services -----	34	28 854	12 670	2 900	489
7349	Building cleaning and maintenance services, n.e.c. -----	153	49 772	18 958	4 324	2 243
735	Miscellaneous equipment rental and leasing -----	78	52 742	14 737	3 540	588
7352	Medical equipment rental and leasing -----	9	12 286	5 284	1 260	152
7353	Heavy construction equipment rental and leasing -----	10	5 048	995	246	46
7359	Equipment rental and leasing, n.e.c. -----	59	35 408	8 458	2 034	390

Table 6. Summary Statistics for Firms Subject to Federal Income Tax for Counties With 350 Establishments or More: 1992 — Con.

[Includes only establishments with payroll. For meaning of abbreviations and symbols, see introductory text. For explanation of terms and comparability of 1987 and 1992 censuses, see appendix A. For information on geographic areas followed by ▲, see appendix F]

SIC code	Geographic area and kind of business or operation	Establishments (number)	Receipts (\$1,000)	Annual payroll (\$1,000)	First-quarter payroll (\$1,000)	Paid employees for pay period including March 12 (number)
DEKALB COUNTY—Con.						
73	Business services—Con.					
736	Personnel supply services	144	205 520	115 271	22 302	5 974
7361	Employment agencies	76	28 967	15 729	3 182	1 012
7363	Help supply services	68	176 553	99 542	19 120	4 962
7363 pt.	Temporary help supply	64	(D)	(D)	(D)	HH
7363 pt.	Help supply, except temporary	4	(D)	(D)	(D)	CC
737	Computer programming, data processing, and other computer related services	330	647 691	187 819	44 678	4 961
7371, 2, 3	Computer programming, prepackaged software, and integrated systems	207	306 849	78 651	17 821	1 696
7371	Computer programming services	126	77 159	36 714	9 254	882
7372	Prepackaged software	48	59 115	20 500	4 884	411
7373	Computer integrated systems	33	170 575	21 437	3 683	403
7374, 5, 6	Data processing services	45	285 373	89 226	22 001	2 674
7374, 5	Computer processing, information retrieval	40	279 656	86 750	21 398	2 601
7376	Computer facilities management services	5	5 717	2 476	603	73
7377, 8, 9	Computer rental and leasing, maintenance, and related services, n.e.c.	78	55 469	19 942	4 856	591
7377	Computer rental and leasing	4	2 621	789	122	12
7378	Computer maintenance and repair	22	31 925	10 299	2 538	308
7379	Computer related services, n.e.c.	52	20 923	8 854	2 196	271
738	Miscellaneous business services	289	197 255	71 969	17 640	3 921
7381, 2	Detective agencies and protective services	52	54 374	26 790	6 706	1 746
7381	Detective, guard, and armored car services	38	24 123	15 502	4 031	1 339
7382	Security systems services	14	30 251	11 288	2 675	407
7383	News syndicates	—	—	—	—	—
7384	Photofinishing laboratories*	40	24 583	6 813	1 801	365
7389	Business services, n.e.c.	197	118 298	38 366	9 133	1 810
7389 pt.	Sign painting shops	12	4 231	1 445	317	63
7389 pt.	Interior designing	29	15 178	5 358	1 572	105
7389 pt.	Telephone answering services	9	865	309	56	22
7389 pt.	Other business services	147	98 024	31 254	7 188	1 620
75	Automotive repair, services, and parking	416	203 470	45 471	11 052	3 098
751	Automotive rental and leasing, without drivers	36	74 235	7 647	1 840	953
7513	Truck rental and leasing, without drivers	16	58 995	5 446	1 335	222
7514, 5	Passenger car rental and leasing	19	(D)	(D)	(D)	FF
7514	Passenger car rental	15	13 034	1 938	457	719
7515	Passenger car leasing	4	(D)	(D)	(D)	AA
7519	Utility trailer and recreational vehicle rental	1	(D)	(D)	(D)	AA
752	Automobile parking	8	(D)	(D)	(D)	BB
753	Automotive repair shops	312	108 474	30 947	7 464	1 414
7532	Top, body, and upholstery repair shops and paint shops	75	31 161	9 114	2 135	390
7532 pt.	Top and body repair shops	67	27 609	7 717	1 805	337
7532 pt.	Paint shops	8	3 552	1 397	330	53
7538	General automotive repair shops	168	52 027	14 973	3 627	694
7538 pt.	General automotive repair shops, except diesel	156	47 586	13 744	3 305	638
7538 pt.	Diesel repair shops	12	4 441	1 229	322	56
7533, 4, 6, 7, 9	Other automotive repair shops	69	25 286	6 860	1 702	330
7533	Automotive exhaust system repair shops	9	3 862	804	163	33
7534	Tire retreading and repair shops	5	1 228	296	64	12
7536	Automotive glass replacement shops	12	4 851	1 484	329	59
7537	Automotive transmission repair shops	19	6 481	1 992	498	100
7539	Automotive repair shops, n.e.c.	24	8 864	2 284	648	126
7539 pt.	Radiator repair	3	(D)	(D)	(D)	BB
7539 pt.	Brake, front end, and wheel alignment	7	2 107	428	155	21
7539 pt.	Automotive electrical and fuel system services	11	3 077	889	259	60
7539 pt.	Other automotive repair shops, n.e.c.	3	(D)	(D)	(D)	AA
754	Automotive services, except repair	60	(D)	(D)	(D)	FF
7542	Carwashes	30	(D)	(D)	(D)	EE
7549	Automotive services, except repair and carwashes	30	11 686	3 803	961	308
76	Miscellaneous repair services	189	122 668	39 348	9 532	1 598
762	Electrical repair shops	66	54 259	19 531	4 568	811
7622	Radio and television repair shops	16	10 565	4 015	1 004	171
7623, 9	Other electrical and electronic repair shops	50	43 694	15 516	3 564	640
7623	Refrigeration and air-conditioning service and repair shops	8	(D)	(D)	(D)	CC
7629	Electrical and electronic repair shops, n.e.c.	42	(D)	(D)	(D)	FF
763	Watch, clock, and jewelry repair	8	2 360	768	189	38
764	Reupholstery and furniture repair	20	5 397	1 970	486	115
769	Miscellaneous repair and related services	95	60 652	17 079	4 289	634
7692	Welding repair	3	878	246	54	18
7694	Armature rewinding shops	8	(D)	(D)	(D)	CC
7699	Repair shops and related services, n.e.c.	84	(D)	(D)	(D)	EE
78, 79, 84	Amusement and recreation services, including motion pictures and museums	233	137 830	22 547	5 457	1 877
781, 2	Motion picture production, distribution, and services	43	54 721	5 130	1 268	191
783	Motion picture theaters	18	15 711	1 799	460	265
7832	Motion picture theaters, except drive-in	17	(D)	(D)	(D)	EE
7833	Drive-in motion picture theaters	1	(D)	(D)	(D)	AA
784	Video tape rental	38	13 342	2 272	568	269

Table 6. Summary Statistics for Firms Subject to Federal Income Tax for Counties With 350 Establishments or More: 1992 — Con.

[Includes only establishments with payroll. For meaning of abbreviations and symbols, see introductory text. For explanation of terms and comparability of 1987 and 1992 censuses, see appendix A. For information on geographic areas followed by ▲, see appendix F]

SIC code	Geographic area and kind of business or operation	Establishments (number)	Receipts (\$1,000)	Annual payroll (\$1,000)	First-quarter payroll (\$1,000)	Paid employees for pay period including March 12 (number)
DEKALB COUNTY—Con.						
78, 79, 84	Amusement and recreation services, including motion pictures and museums—Con.					
792	Theatrical producers (except motion picture), bands, orchestras, and entertainers	17	7 282	1 470	302	63
7922	Theatrical producers (except motion picture) and miscellaneous theatrical services	9	4 637	943	233	44
7929	Bands, orchestras, actors, and other entertainers and entertainment groups	8	2 645	527	69	19
793	Bowling centers	6	4 387	1 251	340	136
79 ex. 792, 3; 84	Commercial sports and other amusement and recreation services, including museums	111	42 387	10 625	2 519	953
794	Commercial sports	3	(D)	(D)	(D)	BB
7941	Professional sports clubs, managers, promoters	2	(D)	(D)	(D)	BB
7948	Racing, including track operation	1	(D)	(D)	(D)	AA
79 ex. 792, 3, 4; 84	Other amusement and recreation services, including museums	108	(D)	(D)	(D)	FF
791	Dance studios, schools, and halls	14	1 587	497	142	85
7991	Physical fitness facilities	25	11 186	2 882	766	367
7992	Public golf courses	4	2 348	719	162	51
7993	Coin-operated amusement devices	11	4 152	957	187	50
7996	Amusement parks	—	—	—	—	—
7997	Membership sports and recreation clubs	9	5 960	1 982	526	211
7999, 84	Amusement and recreation services, including museums, n.e.c. ..	45	(D)	(D)	(D)	CC
7999 pt.	Concession operators of amusement devices and rides	1	(D)	(D)	(D)	AA
7999 pt.	Carnivals, circuses, and fairs	1	(D)	(D)	(D)	AA
7999 pt., 84	Other recreation and amusements, including museums	43	(D)	(D)	(D)	CC
80	Health services	1 129	1 085 194	420 364	89 302	12 729
801	Offices and clinics of doctors of medicine	484	542 931	225 025	45 081	4 577
8011 pt.	Offices of doctors of medicine	465	527 200	218 714	43 437	4 360
8011 pt.	General medical clinics	19	15 731	6 311	1 644	217
802	Offices and clinics of dentists	245	102 497	44 666	9 126	1 487
803	Offices and clinics of doctors of osteopathy	29	9 578	4 136	852	141
804	Offices and clinics of other health practitioners	221	54 531	18 812	3 988	801
8041	Offices and clinics of chiropractors	95	20 048	4 924	1 166	291
8042	Offices and clinics of optometrists	34	9 109	3 248	719	137
8043	Offices and clinics of podiatrists	18	6 132	3 035	439	60
8049	Offices and clinics of health practitioners, n.e.c.	74	19 242	7 605	1 664	313
805	Nursing and personal care facilities	26	52 975	27 132	6 002	1 848
8051	Skilled nursing care facilities	19	45 387	23 490	5 267	1 678
8052	Intermediate care facilities	2	(D)	(D)	(D)	AA
8059	Nursing and personal care facilities, n.e.c.	5	(D)	(D)	(D)	CC
806	Hospitals	6	190 432	53 976	13 699	2 066
8062	General medical and surgical hospitals	3	(D)	(D)	(D)	GG
8063, 9	Specialty hospitals	3	(D)	(D)	(D)	FF
807, 8, 9	Other health services	118	132 250	46 617	10 554	1 809
807	Medical and dental laboratories	55	78 163	26 292	6 291	883
8071	Medical laboratories	23	(D)	(D)	(D)	FF
8072	Dental laboratories	32	(D)	(D)	(D)	CC
808	Home health care services	22	19 194	8 357	1 713	512
809	Miscellaneous health and allied services, n.e.c.	41	34 893	11 968	2 550	414
8092	Kidney dialysis centers	3	(D)	(D)	(D)	BB
8093	Specialty outpatient facilities, n.e.c.	24	18 983	5 825	1 236	198
8099	Health and allied services, n.e.c.	14	(D)	(D)	(D)	CC
81	Legal services	378	162 741	61 135	12 826	1 713
823, 4, 9	Selected educational services	52	26 172	7 582	1 870	410
823	Libraries	—	—	—	—	—
824	Vocational schools	16	14 405	3 750	945	166
829	Schools and educational services, n.e.c.	36	11 767	3 832	925	244
83	Social services	209	47 746	19 997	4 538	1 884
835	Child day care services	144	29 561	12 516	2 886	1 460
832, 3, 6, 9	Other social services	65	18 185	7 481	1 652	424
87 ex. 8733	Engineering, accounting, research, management, and related services (except noncommercial research organizations)	888	800 133	275 615	67 465	8 064
871	Engineering, architectural, and surveying services	248	234 962	106 749	27 146	2 847
8711	Engineering services	153	200 432	92 432	23 341	2 352
8712	Architectural services	69	24 926	10 005	2 735	313
8713	Surveying services	26	9 604	4 312	1 070	182
872	Accounting, auditing, and bookkeeping services	294	127 166	49 797	11 567	1 486
873 ex. 8733	Research, development, and testing services (except noncommercial research organizations)	41	34 785	14 520	3 198	656
8731	Commercial physical and biological research	8	5 538	2 504	512	54
8732	Commercial economic, sociological, and educational research	22	23 588	9 408	2 082	496
8734	Testing laboratories	11	5 659	2 608	604	106
874	Management and public relations services	305	403 220	104 549	25 554	3 075
8741	Management services	74	304 150	60 554	16 025	2 006
8742	Management consulting services	143	73 778	33 811	7 451	749
8743	Public relations services	15	(D)	(D)	(D)	BB
8744	Facilities support management services	2	(D)	(D)	(D)	AA
8748	Business consulting services, n.e.c.	71	19 346	8 200	1 588	263
89	Services, n.e.c.	56	(D)	(D)	(D)	EE

Table 6. Summary Statistics for Firms Subject to Federal Income Tax for Counties With 350 Establishments or More: 1992 — Con.

[Includes only establishments with payroll. For meaning of abbreviations and symbols, see introductory text. For explanation of terms and comparability of 1987 and 1992 censuses, see appendix A. For information on geographic areas followed by ▲, see appendix F]

SIC code	Geographic area and kind of business or operation	Establishments (number)	Receipts (\$1,000)	Annual payroll (\$1,000)	First-quarter payroll (\$1,000)	Paid employees for pay period including March 12 (number)
DOUGHERTY COUNTY						
	Total	717	413 311	163 069	35 533	7 907
70 ex. 704	Hotels, rooming houses, camps, and other lodging places (except membership lodging)	18	(D)	(D)	(D)	EE
7011	Hotels and motels	17	12 547	3 503	815	365
7011 pt.	Hotels	7	(D)	(D)	(D)	CC
7011 pt.	Motels, motor hotels, and tourist courts	10	(D)	(D)	(D)	CC
702, 3	Other lodging places	1	(D)	(D)	(D)	AA
72	Personal services	81	(D)	(D)	(D)	FF
721	Laundry, cleaning, and garment services	33	(D)	(D)	(D)	EE
7211	Power laundries, family and commercial*	1	(D)	(D)	(D)	AA
7213	Linen supply*	1	(D)	(D)	(D)	CC
7215	Coin-operated laundries and drycleaning	3	(D)	(D)	(D)	AA
7216	Drycleaning plants, except rug cleaning*	20	3 258	1 227	274	137
7217	Carpet and upholstery cleaning	3	(D)	(D)	(D)	BB
7218	Industrial laundriers*	3	8 964	3 248	742	183
7212, 9	Other laundry, cleaning, and garment services*	2	(D)	(D)	(D)	AA
722	Photographic studios, portrait	6	1 067	258	67	23
723, 4	Beauty and barber shops	25	2 415	954	192	99
723	Beauty shops	23	(D)	(D)	(D)	BB
724	Barber shops	2	(D)	(D)	(D)	AA
725	Shoe repair shops and shoeshine parlors	—	—	—	—	—
726	Funeral service and crematories	6	2 724	598	146	32
729	Miscellaneous personal services	11	1 593	664	244	146
73	Business services	105	42 849	17 508	3 702	1 653
731	Advertising	3	(D)	(D)	(D)	AA
732	Consumer credit reporting agencies, mercantile reporting agencies, and adjustment and collection agencies	3	(D)	(D)	(D)	BB
733	Mailing, reproduction, commercial art and photography, and stenographic services	10	2 810	660	158	49
734	Services to dwellings and other buildings	23	8 818	3 494	873	530
735	Miscellaneous equipment rental and leasing	16	7 481	1 868	423	91
736	Personnel supply services	11	6 915	4 813	825	440
737	Computer programming, data processing, and other computer related services	8	(D)	(D)	(D)	BB
7371, 2, 3	Computer programming, prepackaged software, and integrated systems	5	2 875	1 750	373	45
7374, 5, 6	Data processing services	2	(D)	(D)	(D)	BB
7377, 8, 9	Computer rental and leasing, maintenance, and related services, n.e.c.	1	(D)	(D)	(D)	AA
738	Miscellaneous business services	31	(D)	(D)	(D)	EE
75	Automotive repair, services, and parking	83	(D)	(D)	(D)	FF
751	Automotive rental and leasing, without drivers	12	24 396	3 004	762	152
752	Automobile parking	—	—	—	—	—
753	Automotive repair shops	59	(D)	(D)	(D)	EE
7532	Top, body, and upholstery repair shops and paint shops	16	6 409	2 224	539	109
7538	General automotive repair shops	25	(D)	(D)	(D)	CC
7533, 4, 6, 7, 9	Other automotive repair shops	18	4 621	1 292	318	79
754	Automotive services, except repair	12	2 792	880	216	140
76	Miscellaneous repair services	31	(D)	(D)	(D)	CC
762	Electrical repair shops	12	6 005	2 469	668	101
7622	Radio and television repair shops	1	(D)	(D)	(D)	AA
7623, 9	Other electrical and electronic repair shops	11	(D)	(D)	(D)	BB
763	Watch, clock, and jewelry repair	1	(D)	(D)	(D)	AA
764	Reupholstery and furniture repair	1	(D)	(D)	(D)	AA
769	Miscellaneous repair and related services	17	(D)	(D)	(D)	BB
78, 79, 84	Amusement and recreation services, including motion pictures and museums	30	8 587	1 643	351	252
781, 2	Motion picture production, distribution, and services	—	—	—	—	—
783	Motion picture theaters	1	(D)	(D)	(D)	AA
784	Video tape rental	6	(D)	(D)	(D)	BB
792	Theatrical producers (except motion picture), bands, orchestras, and entertainers	1	—	—	—	—
793	Bowling centers	1	(D)	(D)	(D)	BB
79 ex. 792, 3, 84	Commercial sports and other amusement and recreation services, including museums	22	(D)	(D)	(D)	CC
80	Health services	187	173 920	80 410	16 103	2 414
801	Offices and clinics of doctors of medicine	93	(D)	(D)	(D)	FF
802	Offices and clinics of dentists	38	14 622	6 428	1 215	234
803	Offices and clinics of doctors of osteopathy	1	(D)	(D)	(D)	AA
804	Offices and clinics of other health practitioners	24	8 319	2 323	480	119
805	Nursing and personal care facilities	9	(D)	(D)	(D)	EE
806	Hospitals	1	(D)	(D)	(D)	FF
807, 8, 9	Other health services	21	(D)	(D)	(D)	EE
81	Legal services	69	23 637	7 746	1 824	299
823, 4, 9	Selected educational services	6	(D)	(D)	(D)	CC

Table 6. Summary Statistics for Firms Subject to Federal Income Tax for Counties With 350 Establishments or More: 1992 — Con.

[Includes only establishments with payroll. For meaning of abbreviations and symbols, see introductory text. For explanation of terms and comparability of 1987 and 1992 censuses, see appendix A. For information on geographic areas followed by ▲, see appendix F]

SIC code	Geographic area and kind of business or operation	Establishments (number)	Receipts (\$1,000)	Annual payroll (\$1,000)	First-quarter payroll (\$1,000)	Paid employees for pay period including March 12 (number)
DOUGHERTY COUNTY—Con.						
83	Social services	36	18 910	7 533	1 747	578
835	Child day care services	25	(D)	(D)	(D)	CC
832, 3, 6, 9	Other social services	11	(D)	(D)	(D)	EE
87 ex. 8733	Engineering, accounting, research, management, and related services (except noncommercial research organizations)	65	33 956	16 669	3 992	515
871	Engineering, architectural, and surveying services	24	18 051	11 495	2 712	292
872	Accounting, auditing, and bookkeeping services	26	11 217	3 565	909	161
873 ex. 8733	Research, development, and testing services (except noncommercial research organizations)	2	(D)	(D)	(D)	AA
874	Management and public relations services	13	(D)	(D)	(D)	BB
89	Services, n.e.c.	6	(D)	(D)	(D)	BB
DOUGLAS COUNTY						
	Total	473	220 203	85 284	18 253	4 418
70 ex. 704	Hotels, rooming houses, camps, and other lodging places (except membership lodging)	5	2 293	479	77	43
7011	Hotels and motels	5	2 293	479	77	43
7011 pt.	Hotels	3	(D)	(D)	(D)	BB
7011 pt.	Motels, motor hotels, and tourist courts	2	(D)	(D)	(D)	AA
702, 3	Other lodging places	—	—	—	—	—
72	Personal services	43	7 744	2 547	562	194
721	Laundry, cleaning, and garment services	13	2 257	743	158	56
7211	Power laundries, family and commercial*	—	—	—	—	—
7213	Linen supply*	—	—	—	—	—
7215	Coin-operated laundries and drycleaning	1	(D)	(D)	(D)	AA
7216	Drycleaning plants, except rug cleaning*	4	534	174	29	12
7217	Carpet and upholstery cleaning	4	1 069	368	81	22
7218	Industrial laundriers*	1	(D)	(D)	(D)	AA
7212, 9	Other laundry, cleaning, and garment services*	3	(D)	(D)	(D)	AA
722	Photographic studios, portrait	4	1 229	300	74	31
723, 4	Beauty and barber shops	16	1 735	865	177	63
723	Beauty shops	16	1 735	865	177	63
724	Barber shops	—	—	—	—	—
725	Shoe repair shops and shoeshine parlors	2	(D)	(D)	(D)	AA
726	Funeral service and crematories	3	1 231	363	88	18
729	Miscellaneous personal services	5	(D)	(D)	(D)	BB
73	Business services	83	38 047	16 018	3 358	1 476
731	Advertising	1	(D)	(D)	(D)	AA
732	Consumer credit reporting agencies, mercantile reporting agencies, and adjustment and collection agencies	3	398	135	32	9
733	Mailing, reproduction, commercial art and photography, and stenographic services	9	3 837	1 060	184	44
734	Services to dwellings and other buildings	14	2 543	857	146	45
735	Miscellaneous equipment rental and leasing	11	5 136	1 301	307	69
736	Personnel supply services	14	16 259	10 600	2 169	1 207
737	Computer programming, data processing, and other computer related services	11	3 195	784	204	40
7371, 2, 3	Computer programming, prepackaged software, and integrated systems	8	(D)	(D)	(D)	BB
7374, 5, 6	Data processing services	2	(D)	(D)	(D)	AA
7377, 8, 9	Computer rental and leasing, maintenance, and related services, n.e.c.	1	(D)	(D)	(D)	AA
738	Miscellaneous business services	20	(D)	(D)	(D)	BB
75	Automotive repair, services, and parking	62	16 780	4 387	955	280
751	Automotive rental and leasing, without drivers	3	1 428	319	47	15
752	Automobile parking	—	—	—	—	—
753	Automotive repair shops	49	13 321	3 474	772	170
7532	Top, body, and upholstery repair shops and paint shops	11	3 159	998	242	42
7538	General automotive repair shops	28	7 549	1 710	384	89
7533, 4, 6, 7, 9	Other automotive repair shops	10	2 613	766	146	39
754	Automotive services, except repair	10	2 031	594	136	95
76	Miscellaneous repair services	35	15 664	6 604	1 690	271
762	Electrical repair shops	9	7 002	4 077	983	144
7622	Radio and television repair shops	2	(D)	(D)	(D)	CC
7623, 9	Other electrical and electronic repair shops	7	(D)	(D)	(D)	BB
763	Watch, clock, and jewelry repair	—	—	—	—	—
764	Reupholstery and furniture repair	3	(D)	(D)	(D)	AA
769	Miscellaneous repair and related services	23	(D)	(D)	(D)	CC

Table 6. Summary Statistics for Firms Subject to Federal Income Tax for Counties With 350 Establishments or More: 1992 — Con.

[Includes only establishments with payroll. For meaning of abbreviations and symbols, see introductory text. For explanation of terms and comparability of 1987 and 1992 censuses, see appendix A. For information on geographic areas followed by ▲, see appendix F]

SIC code	Geographic area and kind of business or operation	Establishments (number)	Receipts (\$1,000)	Annual payroll (\$1,000)	First-quarter payroll (\$1,000)	Paid employees for pay period including March 12 (number)
DOUGLAS COUNTY—Con.						
78, 79, 84	Amusement and recreation services, including motion pictures and museums	26	7 791	1 600	381	177
781, 2	Motion picture production, distribution, and services	—	—	—	—	—
783	Motion picture theaters	2	(D)	(D)	(D)	AA
784	Video tape rental	6	2 165	298	75	43
792	Theatrical producers (except motion picture), bands, orchestras, and entertainers	2	(D)	(D)	(D)	AA
793	Bowling centers	2	(D)	(D)	(D)	BB
79 ex. 792, 3; 84	Commercial sports and other amusement and recreation services, including museums	14	3 768	957	214	96
80	Health services	128	101 873	41 404	9 094	1 451
801	Offices and clinics of doctors of medicine	57	31 400	16 826	3 287	371
802	Offices and clinics of dentists	22	8 335	3 549	703	136
803	Offices and clinics of doctors of osteopathy	4	(D)	(D)	(D)	AA
804	Offices and clinics of other health practitioners	30	5 632	1 785	344	74
805	Nursing and personal care facilities	3	(D)	(D)	(D)	CC
806	Hospitals	1	(D)	(D)	(D)	FF
807, 8, 9	Other health services	11	(D)	(D)	(D)	CC
81	Legal services	26	6 820	3 131	689	103
823, 4, 9	Selected educational services	1	(D)	(D)	(D)	AA
83	Social services	19	(D)	(D)	(D)	CC
835	Child day care services	17	3 754	1 744	379	182
832, 3, 6, 9	Other social services	2	(D)	(D)	(D)	AA
87 ex. 8733	Engineering, accounting, research, management, and related services (except noncommercial research organizations)	44	18 348	6 944	982	220
871	Engineering, architectural, and surveying services	10	(D)	(D)	(D)	BB
872	Accounting, auditing, and bookkeeping services	22	3 520	1 327	380	129
873 ex. 87333	Research, development, and testing services (except noncommercial research organizations)	1	(D)	(D)	(D)	AA
874	Management and public relations services	11	12 407	4 987	457	52
89	Services, n.e.c.	1	(D)	(D)	(D)	AA
FAYETTE COUNTY						
	Total	427	147 476	54 973	11 556	3 149
70 ex. 704	Hotels, rooming houses, camps, and other lodging places (except membership lodging)	1	(D)	(D)	(D)	CC
7011	Hotels and motels	1	(D)	(D)	(D)	CC
7011 pt.	Hotels	1	(D)	(D)	(D)	CC
7011 pt.	Motels, motor hotels, and tourist courts	—	—	—	—	—
702, 3	Other lodging places	—	—	—	—	—
72	Personal services	50	6 734	2 530	612	244
721	Laundry, cleaning, and garment services	18	2 509	825	195	100
7211	Power laundries, family and commercial*	1	(D)	(D)	(D)	AA
7213	Linen supply*	—	—	—	—	—
7215	Coin-operated laundries and drycleaning	6	460	112	34	16
7216	Drycleaning plants, except rug cleaning*	9	1 737	602	137	73
7217	Carpet and upholstery cleaning	1	(D)	(D)	(D)	AA
7218	Industrial launderers*	—	—	—	—	—
7212, 9	Other laundry, cleaning, and garment services*	1	(D)	(D)	(D)	AA
722	Photographic studios, portrait	2	(D)	(D)	(D)	AA
723, 4	Beauty and barber shops	20	2 621	1 207	270	83
723	Beauty shops	19	(D)	(D)	(D)	BB
724	Barber shops	1	(D)	(D)	(D)	AA
725	Shoe repair shops and shoeshine parlors	2	(D)	(D)	(D)	AA
726	Funeral service and crematories	2	(D)	(D)	(D)	AA
729	Miscellaneous personal services	6	398	120	53	39
73	Business services	79	16 862	5 873	1 207	486
731	Advertising	6	724	281	67	13
732	Consumer credit reporting agencies, mercantile reporting agencies, and adjustment and collection agencies	1	(D)	(D)	(D)	AA
733	Mailing, reproduction, commercial art and photography, and stenographic services	10	1 482	333	69	18
734	Services to dwellings and other buildings	17	4 984	1 890	433	130
735	Miscellaneous equipment rental and leasing	8	2 245	537	114	24
736	Personnel supply services	4	(D)	(D)	(D)	CC
737	Computer programming, data processing, and other computer related services	11	1 313	403	84	17
7371, 2, 3	Computer programming, prepackaged software, and integrated systems	8	1 085	311	61	13
7374, 5, 6	Data processing services	—	—	—	—	—
7377, 8, 9	Computer rental and leasing, maintenance, and related services, n.e.c.	3	228	92	23	4
738	Miscellaneous business services	22	(D)	(D)	(D)	CC

Table 6. Summary Statistics for Firms Subject to Federal Income Tax for Counties With 350 Establishments or More: 1992 — Con.

[Includes only establishments with payroll. For meaning of abbreviations and symbols, see introductory text. For explanation of terms and comparability of 1987 and 1992 censuses, see appendix A. For information on geographic areas followed by ▲, see appendix F]

SIC code	Geographic area and kind of business or operation	Establishments (number)	Receipts (\$1,000)	Annual payroll (\$1,000)	First-quarter payroll (\$1,000)	Paid employees for pay period including March 12 (number)
FAYETTE COUNTY — Con.						
75	Automotive repair, services, and parking	40	14 704	2 997	657	173
751	Automotive rental and leasing, without drivers	1	(D)	(D)	(D)	AA
752	Automobile parking	—	—	—	—	—
753	Automotive repair shops	33	(D)	(D)	(D)	CC
7532	Top, body, and upholstery repair shops and paint shops	9	3 587	981	200	60
7538	General automotive repair shops	17	5 280	1 471	347	74
7533, 4, 6, 7, 9	Other automotive repair shops	7	(D)	(D)	(D)	AA
754	Automotive services, except repair	6	(D)	(D)	(D)	BB
76	Miscellaneous repair services	21	(D)	(D)	(D)	BB
762	Electrical repair shops	6	2 579	737	166	42
7622	Radio and television repair shops	2	(D)	(D)	(D)	AA
7623, 9	Other electrical and electronic repair shops	4	(D)	(D)	(D)	BB
763	Watch, clock, and jewelry repair	1	(D)	(D)	(D)	AA
764	Reupholstery and furniture repair	4	530	116	22	10
769	Miscellaneous repair and related services	10	(D)	(D)	(D)	AA
78, 79, 84	Amusement and recreation services, including motion pictures and museums	31	12 329	3 163	704	298
781, 2	Motion picture production, distribution, and services	1	(D)	(D)	(D)	AA
783	Motion picture theaters	1	(D)	(D)	(D)	BB
784	Video tape rental	3	(D)	(D)	(D)	BB
792	Theatrical producers (except motion picture), bands, orchestras, and entertainers	1	(D)	(D)	(D)	AA
793	Bowling centers	2	(D)	(D)	(D)	BB
79 ex. 792, 3; 84	Commercial sports and other amusement and recreation services, including museums	23	6 015	2 057	411	198
80	Health services	92	50 829	22 252	4 306	823
801	Offices and clinics of doctors of medicine	30	24 368	11 946	2 074	288
802	Offices and clinics of dentists	23	9 881	4 272	848	147
803	Offices and clinics of doctors of osteopathy	1	(D)	(D)	(D)	AA
804	Offices and clinics of other health practitioners	29	8 310	2 557	502	129
805	Nursing and personal care facilities	2	(D)	(D)	(D)	CC
806	Hospitals	—	—	—	—	—
807, 8, 9	Other health services	7	(D)	(D)	(D)	BB
81	Legal services	30	8 139	3 142	578	86
823, 4, 9	Selected educational services	3	(D)	(D)	(D)	BB
83	Social services	20	(D)	(D)	(D)	CC
835	Child day care services	17	3 790	1 541	344	227
832, 3, 6, 9	Other social services	3	(D)	(D)	(D)	AA
87 ex. 8733	Engineering, accounting, research, management, and related services (except noncommercial research organizations)	59	16 026	8 866	2 057	494
871	Engineering, architectural, and surveying services	20	3 922	2 216	349	65
872	Accounting, auditing, and bookkeeping services	23	4 234	1 406	356	68
873 ex. 8733	Research, development, and testing services (except noncommercial research organizations)	—	—	—	—	—
874	Management and public relations services	16	7 870	5 244	1 352	361
89	Services, n.e.c.	1	(D)	(D)	(D)	AA
FLOYD COUNTY						
	Total	473	342 015	135 515	28 926	6 480
70 ex. 704	Hotels, rooming houses, camps, and other lodging places (except membership lodging)	8	6 045	1 465	332	148
7011	Hotels and motels	8	6 045	1 465	332	148
7011 pt.	Hotels	2	(D)	(D)	(D)	BB
7011 pt.	Motels, motor hotels, and tourist courts	6	(D)	(D)	(D)	BB
702, 3	Other lodging places	—	—	—	—	—
72	Personal services	60	21 306	6 340	1 830	565
721	Laundry, cleaning, and garment services	23	12 946	4 199	1 315	377
7211	Power laundries, family and commercial*	—	—	—	—	—
7213	Linen supply*	3	(D)	(D)	(D)	CC
7215	Coin-operated laundries and drycleaning	6	(D)	(D)	(D)	AA
7216	Drycleaning plants, except rug cleaning*	8	(D)	(D)	(D)	BB
7217	Carpet and upholstery cleaning	4	2 985	805	484	130
7218	Industrial launderers*	—	—	—	—	—
7212, 9	Other laundry, cleaning, and garment services*	2	(D)	(D)	(D)	AA
722	Photographic studios, portrait	7	966	232	53	25
723, 4	Beauty and barber shops	15	1 659	808	195	90
723	Beauty shops	15	1 659	808	195	90
724	Barber shops	—	—	—	—	—
725	Shoe repair shops and shoeshine parlors	3	97	14	4	5
726	Funeral service and crematories	7	4 643	920	218	46
729	Miscellaneous personal services	5	995	167	45	22

Table 6. Summary Statistics for Firms Subject to Federal Income Tax for Counties With 350 Establishments or More: 1992 — Con.

[Includes only establishments with payroll. For meaning of abbreviations and symbols, see introductory text. For explanation of terms and comparability of 1987 and 1992 censuses, see appendix A. For information on geographic areas followed by ▲, see appendix F]

SIC code	Geographic area and kind of business or operation	Establishments (number)	Receipts (\$1,000)	Annual payroll (\$1,000)	First-quarter payroll (\$1,000)	Paid employees for pay period including March 12 (number)
FLOYD COUNTY — Con.						
73	Business services	58	23 525	12 138	2 724	1 402
731	Advertising	4	2 030	861	197	35
732	Consumer credit reporting agencies, mercantile reporting agencies, and adjustment and collection agencies	2	(D)	(D)	(D)	BB
733	Mailing, reproduction, commercial art and photography, and stenographic services	4	789	172	49	16
734	Services to dwellings and other buildings	14	4 970	2 473	551	197
735	Miscellaneous equipment rental and leasing	8	2 680	617	152	38
736	Personnel supply services	9	6 810	5 164	1 090	795
737	Computer programming, data processing, and other computer related services	4	790	421	103	14
7371, 2, 3	Computer programming, prepackaged software, and integrated systems	1	(D)	(D)	(D)	AA
7374, 5, 6	Data processing services	1	(D)	(D)	(D)	AA
7377, 8, 9	Computer rental and leasing, maintenance, and related services, n.e.c.	2	(D)	(D)	(D)	AA
738	Miscellaneous business services	13	(D)	(D)	(D)	EE
75	Automotive repair, services, and parking	37	8 452	2 362	593	195
751	Automotive rental and leasing, without drivers	3	903	126	57	9
752	Automobile parking	—	—	—	—	—
753	Automotive repair shops	27	5 548	1 545	372	110
7532	Top, body, and upholstery repair shops and paint shops	10	2 964	991	233	63
7538	General automotive repair shops	8	1 370	269	68	23
7533, 4, 6, 7, 9	Other automotive repair shops	9	1 214	285	71	24
754	Automotive services, except repair	7	2 001	691	164	76
76	Miscellaneous repair services	20	10 134	2 994	731	150
762	Electrical repair shops	7	2 400	750	186	39
7622	Radio and television repair shops	1	(D)	(D)	(D)	AA
7623, 9	Other electrical and electronic repair shops	6	(D)	(D)	(D)	BB
763	Watch, clock, and jewelry repair	—	—	—	—	—
764	Reupholstery and furniture repair	1	(D)	(D)	(D)	AA
769	Miscellaneous repair and related services	12	(D)	(D)	(D)	CC
78, 79, 84	Amusement and recreation services, including motion pictures and museums	29	8 587	1 939	467	312
781, 2	Motion picture production, distribution, and services	—	—	—	—	—
783	Motion picture theaters	2	(D)	(D)	(D)	BB
784	Video tape rental	7	1 749	349	88	52
792	Theatrical producers (except motion picture), bands, orchestras, and entertainers	—	—	—	—	—
793	Bowling centers	2	(D)	(D)	(D)	BB
79 ex. 792, 3; 84	Commercial sports and other amusement and recreation services, including museums	18	4 528	1 248	292	195
80	Health services	134	227 244	94 506	19 228	3 082
801	Offices and clinics of doctors of medicine	66	84 647	48 815	8 684	648
802	Offices and clinics of dentists	27	9 562	3 795	869	163
803	Offices and clinics of doctors of osteopathy	—	—	—	—	—
804	Offices and clinics of other health practitioners	16	4 845	1 619	373	77
805	Nursing and personal care facilities	7	16 551	7 598	1 902	701
806	Hospitals	1	(D)	(D)	(D)	FF
807, 8, 9	Other health services	17	(D)	(D)	(D)	FF
81	Legal services	42	13 791	3 429	907	121
823, 4, 9	Selected educational services	3	(D)	(D)	(D)	AA
83	Social services	23	3 921	1 656	382	204
835	Child day care services	18	2 664	1 195	278	159
832, 3, 6, 9	Other social services	5	1 257	461	104	45
87 ex. 8733	Engineering, accounting, research, management, and related services (except noncommercial research organizations)	57	18 654	8 608	1 713	297
871	Engineering, architectural, and surveying services	10	2 482	1 359	265	46
872	Accounting, auditing, and bookkeeping services	31	8 243	3 014	595	134
873 ex. 8733	Research, development, and testing services (except noncommercial research organizations)	4	1 637	523	109	20
874	Management and public relations services	12	6 292	3 712	744	97
89	Services, n.e.c.	2	(D)	(D)	(D)	AA

Table 6. Summary Statistics for Firms Subject to Federal Income Tax for Counties With 350 Establishments or More: 1992 — Con.

[Includes only establishments with payroll. For meaning of abbreviations and symbols, see introductory text. For explanation of terms and comparability of 1987 and 1992 censuses, see appendix A. For information on geographic areas followed by ▲, see appendix F]

SIC code	Geographic area and kind of business or operation	Establishments (number)	Receipts (\$1,000)	Annual payroll (\$1,000)	First-quarter payroll (\$1,000)	Paid employees for pay period including March 12 (number)
FULTON COUNTY						
	Total	9 219	10 170 257	3 889 922	887 662	142 183
70 ex. 704	Hotels, rooming houses, camps, and other lodging places (except membership lodging)	150	(D)	(D)	(D)	JJ
7011	Hotels and motels	146	579 256	175 397	44 846	12 976
7011 pt.	Hotels	95	541 865	165 193	42 620	12 116
7011 pt.	Hotels, 25 guestrooms or more	88	540 496	164 836	42 537	12 081
7011 pt.	Hotels, less than 25 guestrooms	7	1 369	357	83	35
7011 pt.	Motels, motor hotels, and tourist courts	51	37 391	10 204	2 226	860
7011 pt.	Motels, tourist courts	43	24 777	6 542	1 232	593
7011 pt.	Motor hotels	8	12 614	3 662	994	267
702, 3	Other lodging places	4	(D)	(D)	(D)	AA
702	Rooming and boarding houses	4	(D)	(D)	(D)	AA
703	Camps and recreational vehicle parks	—	—	—	—	—
72	Personal services	688	213 809	77 685	17 884	5 385
721	Laundry, cleaning, and garment services	237	93 359	31 838	7 584	2 269
7211	Power laundries, family and commercial*	2	(D)	(D)	(D)	AA
7213	Linen supply*	6	(D)	(D)	(D)	EE
7215	Coin-operated laundries and drycleaning	46	7 687	1 170	307	113
7216	Drycleaning plants, except rug cleaning*	113	29 006	11 006	2 550	974
7217	Carpet and upholstery cleaning	14	3 241	1 194	271	125
7218	Industrial laundries*	4	23 951	8 303	1 994	429
7212, 9	Other laundry, cleaning, and garment services*	52	(D)	(D)	(D)	CC
7212	Garment pressing, and agents for laundries and drycleaners	18	2 090	531	145	54
7219	Laundry and garment services, n.e.c.*	34	(D)	(D)	(D)	CC
722	Photographic studios, portrait	43	18 558	6 622	1 087	199
723, 4	Beauty and barber shops	278	46 483	21 428	4 958	1 340
723	Beauty shops	262	44 968	20 886	4 854	1 300
724	Barber shops	16	1 515	542	104	40
725	Shoe repair shops and shoeshine parlors	14	1 989	504	123	35
726	Funeral service and crematories	28	20 245	5 780	1 445	269
729	Miscellaneous personal services	88	33 175	11 513	2 687	1 273
7291	Tax return preparation services	20	4 852	2 699	787	470
7299	Miscellaneous personal services, n.e.c.	68	28 323	8 814	1 900	803
73	Business services	2 218	3 155 681	1 229 449	292 328	57 451
731	Advertising	201	224 306	92 784	21 588	2 334
7311	Advertising agencies	146	163 276	72 933	17 413	1 767
7312	Outdoor advertising services	10	(D)	(D)	(D)	CC
7313	Radio, television, publishers' advertising representatives	28	22 138	7 625	1 728	157
7319	Advertising, n.e.c.	17	(D)	(D)	(D)	CC
732	Consumer credit reporting agencies, mercantile reporting agencies, and adjustment and collection agencies	44	178 997	35 979	8 756	1 354
7322	Adjustment and collection services	33	47 069	18 197	4 176	685
7323	Credit reporting services	11	131 928	17 782	4 580	669
733	Mailing, reproduction, commercial art and photography, and stenographic services	263	211 308	65 440	14 825	2 521
7331	Direct mail advertising services	23	75 475	17 123	3 911	582
7334	Photocopying and duplicating services	29	48 699	18 177	3 842	937
7335, 6	Commercial photography, art, and graphics	165	63 164	18 753	4 023	564
7335	Commercial photography	45	15 385	3 307	780	109
7336	Commercial art and graphic design	120	47 779	15 446	3 243	455
7338	Secretarial and court reporting services	46	23 970	11 387	3 049	438
734	Services to dwellings and other buildings	192	110 832	61 569	14 006	6 035
7342	Disinfecting and pest control services	35	19 293	7 453	1 761	386
7349	Building cleaning and maintenance services, n.e.c.	157	91 539	54 116	12 245	5 649
735	Miscellaneous equipment rental and leasing	103	167 568	33 813	8 059	1 250
7352	Medical equipment rental and leasing	11	5 558	1 580	432	61
7353	Heavy construction equipment rental and leasing	10	13 617	2 831	735	99
7359	Equipment rental and leasing, n.e.c.	82	148 393	29 402	6 892	1 090
736	Personnel supply services	394	366 611	244 812	55 538	22 120
7361	Employment agencies	136	63 068	33 136	7 225	1 703
7363	Help supply services	258	303 543	211 676	48 313	20 417
7363 pt.	Temporary help supply	241	228 764	155 529	35 336	16 336
7363 pt.	Help supply, except temporary	17	74 779	56 147	12 977	4 081
737	Computer programming, data processing, and other computer related services	502	1 391 638	520 232	127 580	12 074
7371, 2, 3	Computer programming, prepackaged software, and integrated systems	333	918 475	372 458	88 954	7 916
7371	Computer programming services	207	347 990	156 949	37 556	3 245
7372	Prepackaged software	85	381 926	150 113	35 676	3 092
7373	Computer integrated systems	41	188 559	65 396	15 722	1 579
7374, 5, 6	Data processing services	62	331 018	100 738	26 287	3 016
7374, 5	Computer processing, information retrieval	58	325 614	98 004	25 456	2 932
7376	Computer facilities management services	4	5 404	2 734	831	84
7377, 8, 9	Computer rental and leasing, maintenance, and related services, n.e.c.	107	142 145	47 036	12 339	1 142
7377	Computer rental and leasing	8	4 271	722	204	32
7378	Computer maintenance and repair	26	72 850	16 405	4 837	428
7379	Computer related services, n.e.c.	73	65 024	29 909	7 298	682

Table 6. Summary Statistics for Firms Subject to Federal Income Tax for Counties With 350 Establishments or More: 1992 — Con.

[Includes only establishments with payroll. For meaning of abbreviations and symbols, see introductory text. For explanation of terms and comparability of 1987 and 1992 censuses, see appendix A. For information on geographic areas followed by ▲, see appendix F]

SIC code	Geographic area and kind of business or operation	Establishments (number)	Receipts (\$1,000)	Annual payroll (\$1,000)	First-quarter payroll (\$1,000)	Paid employees for pay period including March 12 (number)
FULTON COUNTY — Con.						
73	Business services—Con.					
738	Miscellaneous business services	519	504 421	174 820	41 976	9 763
7381, 2	Detective agencies and protective services	105	131 022	76 812	18 610	5 962
7381	Detective, guard, and armored car services	85	105 667	68 661	16 711	5 591
7382	Security systems services	20	25 355	8 151	1 899	371
7383	News syndicates	6	10 282	3 198	810	98
7384	Photofinishing laboratories*	50	30 625	11 661	2 741	511
7389	Business services, n.e.c.	358	332 492	83 149	19 815	3 192
7389 pt.	Sign painting shops	13	4 986	1 217	155	47
7389 pt.	Interior designing	94	49 414	14 280	2 879	393
7389 pt.	Telephone answering services	16	5 917	1 986	640	177
7389 pt.	Other business services	235	272 175	65 666	16 141	2 575
75	Automotive repair, services, and parking	652	388 124	78 431	18 704	4 385
751	Automotive rental and leasing, without drivers	44	152 062	23 980	5 115	1 125
7513	Truck rental and leasing, without drivers	20	(D)	(D)	(D)	CC
7514, 5	Passenger car rental and leasing	22	123 161	19 759	4 073	937
7514	Passenger car rental	16	115 117	19 183	3 904	912
7515	Passenger car leasing	6	8 044	576	169	25
7519	Utility trailer and recreational vehicle rental	2	(D)	(D)	(D)	AA
752	Automobile parking	258	96 188	12 991	3 202	1 168
753	Automotive repair shops	286	117 339	33 654	8 118	1 432
7532	Top, body, and upholstery repair shops and paint shops	51	14 385	4 224	1 071	182
7532 pt.	Top and body repair shops	46	12 851	3 597	935	159
7532 pt.	Paint shops	5	1 534	627	136	23
7538	General automotive repair shops	148	59 661	18 381	4 389	722
7538 pt.	General automotive repair shops, except diesel	131	51 279	15 538	3 727	627
7538 pt.	Diesel repair shops	17	8 382	2 843	662	95
7533, 4, 6, 7, 9	Other automotive repair shops	87	43 293	11 049	2 658	528
7533	Automotive exhaust system repair shops	12	8 169	1 628	360	96
7534	Tire retreading and repair shops	8	7 264	1 589	368	74
7536	Automotive glass replacement shops	8	3 166	1 034	200	35
7537	Automotive transmission repair shops	22	11 735	3 107	785	126
7539	Automotive repair shops, n.e.c.	37	12 959	3 691	945	197
7539 pt.	Radiator repair	4	466	175	41	10
7539 pt.	Brake, front end, and wheel alignment	12	7 504	2 156	507	87
7539 pt.	Automotive electrical and fuel system services	16	3 643	946	317	80
7539 pt.	Other automotive repair shops, n.e.c.	5	1 346	414	80	20
754	Automotive services, except repair	64	22 535	7 806	2 269	660
7542	Carwashes	31	6 617	2 384	602	319
7549	Automotive services, except repair and carwashes	33	15 918	5 422	1 667	341
76	Miscellaneous repair services	197	206 940	72 347	16 673	2 418
762	Electrical repair shops	54	119 259	46 190	10 707	1 429
7622	Radio and television repair shops	9	1 555	517	115	24
7623, 9	Other electrical and electronic repair shops	45	117 704	45 673	10 592	1 405
7623	Refrigeration and air-conditioning service and repair shops	11	19 623	7 183	1 759	319
7629	Electrical and electronic repair shops, n.e.c.	34	98 081	38 490	8 833	1 086
763	Watch, clock, and jewelry repair	12	3 671	1 589	356	59
764	Reupholstery and furniture repair	22	6 352	2 319	555	117
769	Miscellaneous repair and related services	109	77 658	22 249	5 055	813
7692	Welding repair	5	(D)	(D)	(D)	BB
7694	Armature rewinding shops	8	30 766	8 432	1 848	270
7699	Repair shops and related services, n.e.c.	96	(D)	(D)	(D)	EE
78, 79, 84	Amusement and recreation services, including motion pictures and museums	371	640 243	164 500	28 330	6 574
781, 2	Motion picture production, distribution, and services	78	398 246	46 273	10 640	2 412
783	Motion picture theaters	24	26 762	3 771	840	374
7832	Motion picture theaters, except drive-in	23	(D)	(D)	(D)	EE
7833	Drive-in motion picture theaters	1	(D)	(D)	(D)	AA
784	Video tape rental	38	17 480	3 116	995	271
792	Theatrical producers (except motion picture), bands, orchestras, and entertainers	45	26 746	5 519	957	234
7922	Theatrical producers (except motion picture) and miscellaneous theatrical services	28	19 616	3 630	747	184
7929	Bands, orchestras, actors, and other entertainers and entertainment groups	17	7 130	1 889	210	50
793	Bowling centers	5	4 874	1 379	341	108
79 ex. 792, 3, 84	Commercial sports and other amusement and recreation services, including museums	181	166 135	104 442	14 557	3 175
794	Commercial sports	11	(D)	(D)	(D)	GG
7941	Professional sports clubs, managers, promoters	7	(D)	(D)	(D)	GG
7948	Racing, including track operation	4	(D)	(D)	(D)	BB
79 ex. 792, 3, 4, 84	Other amusement and recreation services, including museums	170	(D)	(D)	(D)	GG
791	Dance studios, schools, and halls	18	2 595	867	215	105
7991	Physical fitness facilities	36	23 671	7 664	1 906	839
7992	Public golf courses	8	(D)	(D)	(D)	CC
7993	Coin-operated amusement devices	15	5 025	714	150	40
7996	Amusement parks	2	(D)	(D)	(D)	AA
7997	Membership sports and recreation clubs	17	15 342	6 152	1 295	354
7999, 84	Amusement and recreation services, including museums, n.e.c.	74	30 140	6 854	1 659	504
7999 pt.	Concession operators of amusement devices and rides	—	—	—	—	—
7999 pt.	Carnivals, circuses, and fairs	4	(D)	(D)	(D)	AA
7999 pt., 84	Other recreation and amusements, including museums	70	(D)	(D)	(D)	EE

Table 6. Summary Statistics for Firms Subject to Federal Income Tax for Counties With 350 Establishments or More: 1992 — Con.

[Includes only establishments with payroll. For meaning of abbreviations and symbols, see introductory text. For explanation of terms and comparability of 1987 and 1992 censuses, see appendix A. For information on geographic areas followed by ▲, see appendix F]

SIC code	Geographic area and kind of business or operation	Establishments (number)	Receipts (\$1,000)	Annual payroll (\$1,000)	First-quarter payroll (\$1,000)	Paid employees for pay period including March 12 (number)
FULTON COUNTY — Con.						
80	Health services	2 101	1 789 768	790 387	170 650	20 151
801	Offices and clinics of doctors of medicine	1 123	1 019 420	518 582	109 083	7 918
8011 pt.	Offices of doctors of medicine	1 097	961 432	499 128	104 711	7 239
8011 pt.	General medical clinics	26	57 988	19 454	4 372	679
802	Offices and clinics of dentists	403	141 902	54 701	11 815	1 957
803	Offices and clinics of doctors of osteopathy	6	(D)	(D)	(D)	BB
804	Offices and clinics of other health practitioners	286	76 139	27 322	6 027	960
8041	Offices and clinics of chiropractors	117	28 897	8 378	2 024	333
8042	Offices and clinics of optometrists	33	7 971	2 194	475	107
8043	Offices and clinics of podiatrists	27	7 899	2 935	544	95
8049	Offices and clinics of health practitioners, n.e.c.	109	31 372	13 815	2 984	425
805	Nursing and personal care facilities	38	88 255	40 772	9 286	3 186
8051	Skilled nursing care facilities	25	72 912	33 955	7 778	2 572
8052	Intermediate care facilities	2	(D)	(D)	(D)	CC
8059	Nursing and personal care facilities, n.e.c.	11	(D)	(D)	(D)	FF
806	Hospitals	7	223 504	60 599	14 107	2 476
8062	General medical and surgical hospitals	2	(D)	(D)	(D)	GG
8063, 9	Specialty hospitals	5	(D)	(D)	(D)	FF
807, 8, 9	Other health services	238	(D)	(D)	(D)	HH
807	Medical and dental laboratories	71	60 199	21 413	4 624	569
8071	Medical laboratories	46	52 898	18 210	3 893	421
8072	Dental laboratories	25	7 301	3 203	731	148
808	Home health care services	76	77 251	34 106	8 493	1 910
809	Miscellaneous health and allied services, n.e.c.	91	(D)	(D)	(D)	GG
8092	Kidney dialysis centers	8	16 310	2 796	566	100
8093	Specialty outpatient facilities, n.e.c.	53	69 218	25 357	5 736	916
8099	Health and allied services, n.e.c.	30	(D)	(D)	(D)	CC
81	Legal services	985	1 188 473	417 162	93 116	8 928
823, 4, 9	Selected educational services	78	39 789	14 784	3 401	766
823	Libraries	3	(D)	(D)	(D)	AA
824	Vocational schools	31	26 715	9 903	2 205	481
829	Schools and educational services, n.e.c.	44	(D)	(D)	(D)	EE
83	Social services	229	71 541	30 721	7 437	2 826
835	Child day care services	152	37 727	17 417	4 421	2 121
832, 3, 6, 9	Other social services	77	33 814	13 304	3 016	705
87 ex. 8733	Engineering, accounting, research, management, and related services (except noncommercial research organizations)	1 478	1 851 845	823 365	191 159	19 870
871	Engineering, architectural, and surveying services	397	607 071	301 900	70 891	7 322
8711	Engineering services	221	422 680	222 493	54 483	5 501
8712	Architectural services	158	166 504	69 785	14 954	1 604
8713	Surveying services	18	17 887	9 622	1 454	217
872	Accounting, auditing, and bookkeeping services	364	394 345	169 150	39 421	4 673
873 ex. 8733	Research, development, and testing services (except noncommercial research organizations)	61	58 269	19 952	4 308	744
8731	Commercial physical and biological research	7	6 005	2 969	649	76
8732	Commercial economic, sociological, and educational research	45	44 392	13 456	2 821	558
8734	Testing laboratories	9	7 872	3 527	838	110
874	Management and public relations services	656	792 160	332 363	76 539	7 131
8741	Management services	139	165 398	81 558	19 014	2 329
8742	Management consulting services	374	559 515	224 599	51 197	4 034
8743	Public relations services	46	24 104	9 677	2 292	266
8744	Facilities support management services	7	7 517	3 747	793	102
8748	Business consulting services, n.e.c.	90	35 626	12 782	3 243	400
89	Services, n.e.c.	72	(D)	(D)	(D)	EE
GLYNN COUNTY						
	Total	561	361 817	141 711	31 635	7 959
70 ex. 704	Hotels, rooming houses, camps, and other lodging places (except membership lodging)	35	115 841	39 039	9 293	2 995
7011	Hotels and motels	35	115 841	39 039	9 293	2 995
7011 pt.	Hotels	16	90 849	32 919	7 895	2 437
7011 pt.	Motels, motor hotels, and tourist courts	19	24 992	6 120	1 398	558
702, 3	Other lodging places	—	—	—	—	—

Table 6. Summary Statistics for Firms Subject to Federal Income Tax for Counties With 350 Establishments or More: 1992 — Con.

[Includes only establishments with payroll. For meaning of abbreviations and symbols, see introductory text. For explanation of terms and comparability of 1987 and 1992 censuses, see appendix A. For information on geographic areas followed by ▲, see appendix F.]

SIC code	Geographic area and kind of business or operation	Establishments (number)	Receipts (\$1,000)	Annual payroll (\$1,000)	First-quarter payroll (\$1,000)	Paid employees for pay period including March 12 (number)
GLYNN COUNTY — Con.						
72	Personal services	57	8 480	2 775	663	269
721	Laundry, cleaning, and garment services	17	2 940	1 033	245	108
7211	Power laundries, family and commercial*	—	—	—	—	—
7213	Linen supply*	3	513	120	26	12
7215	Coin-operated laundries and drycleaning	4	412	106	18	15
7216	Drycleaning plants, except rug cleaning*	4	1 461	678	160	62
7217	Carpet and upholstery cleaning	4	(D)	(D)	(D)	AA
7218	Industrial laundries*	—	—	—	—	—
7212, 9	Other laundry, cleaning, and garment services*	2	(D)	(D)	(D)	AA
722	Photographic studios, portrait	4	(D)	(D)	(D)	AA
723, 4	Beauty and barber shops	24	1 812	662	165	84
723	Beauty shops	22	(D)	(D)	(D)	BB
724	Barber shops	2	(D)	(D)	(D)	AA
725	Shoe repair shops and shoeshine parlors	1	(D)	(D)	(D)	AA
726	Funeral service and crematories	3	(D)	(D)	(D)	AA
729	Miscellaneous personal services	8	999	165	72	46
73	Business services	96	35 422	18 030	3 967	1 408
731	Advertising	7	1 843	586	145	28
732	Consumer credit reporting agencies, mercantile reporting agencies, and adjustment and collection agencies	4	1 264	597	142	32
733	Mailing, reproduction, commercial art and photography, and stenographic services	6	559	152	25	9
734	Services to dwellings and other buildings	31	10 363	5 181	1 342	452
735	Miscellaneous equipment rental and leasing	9	4 299	969	233	61
736	Personnel supply services	11	8 854	6 784	1 144	502
737	Computer programming, data processing, and other computer related services	4	(D)	(D)	(D)	BB
7371, 2, 3	Computer programming, prepackaged software, and integrated systems	2	(D)	(D)	(D)	AA
7374, 5, 6	Data processing services	1	(D)	(D)	(D)	BB
7377, 8, 9	Computer rental and leasing, maintenance, and related services, n.e.c.	1	(D)	(D)	(D)	AA
738	Miscellaneous business services	24	(D)	(D)	(D)	EE
75	Automotive repair, services, and parking	43	10 522	3 040	742	173
751	Automotive rental and leasing, without drivers	6	1 647	343	71	24
752	Automobile parking	—	—	—	—	—
753	Automotive repair shops	30	7 606	2 281	559	112
7532	Top, body, and upholstery repair shops and paint shops	5	3 636	1 150	290	52
7538	General automotive repair shops	20	2 737	788	185	42
7533, 4, 6, 7, 9	Other automotive repair shops	5	1 233	343	84	18
754	Automotive services, except repair	7	1 269	416	112	37
76	Miscellaneous repair services	18	5 973	2 034	407	86
762	Electrical repair shops	8	4 460	1 694	330	63
7622	Radio and television repair shops	5	(D)	(D)	(D)	BB
7623, 9	Other electrical and electronic repair shops	3	(D)	(D)	(D)	BB
763	Watch, clock, and jewelry repair	1	(D)	(D)	(D)	AA
764	Reupholstery and furniture repair	1	(D)	(D)	(D)	AA
769	Miscellaneous repair and related services	8	(D)	(D)	(D)	AA
78, 79, 84	Amusement and recreation services, including motion pictures and museums	29	10 404	2 136	498	218
781, 2	Motion picture production, distribution, and services	1	(D)	(D)	(D)	AA
783	Motion picture theaters	3	(D)	(D)	(D)	BB
784	Video tape rental	6	1 285	288	76	39
792	Theatrical producers (except motion picture), bands, orchestras, and entertainers	1	(D)	(D)	(D)	AA
793	Bowling centers	1	(D)	(D)	(D)	AA
79 ex. 792, 3, 84	Commercial sports and other amusement and recreation services, including museums	17	6 829	1 454	325	119
80	Health services	152	138 175	60 526	12 946	2 164
801	Offices and clinics of doctors of medicine	78	48 286	22 819	4 763	417
802	Offices and clinics of dentists	26	8 678	2 563	581	129
803	Offices and clinics of doctors of osteopathy	1	(D)	(D)	(D)	AA
804	Offices and clinics of other health practitioners	24	5 868	1 674	359	81
805	Nursing and personal care facilities	5	9 958	5 014	1 200	459
806	Hospitals	1	(D)	(D)	(D)	BB
807, 8, 9	Other health services	17	(D)	(D)	(D)	FF
81	Legal services	48	16 607	6 280	1 210	172
823, 4, 9	Selected educational services	1	(D)	(D)	(D)	AA
83	Social services	19	8 192	3 161	721	221
835	Child day care services	13	1 012	513	125	77
832, 3, 6, 9	Other social services	6	7 180	2 648	596	144

Table 6. Summary Statistics for Firms Subject to Federal Income Tax for Counties With 350 Establishments or More: 1992 — Con.

[Includes only establishments with payroll. For meaning of abbreviations and symbols, see introductory text. For explanation of terms and comparability of 1987 and 1992 censuses, see appendix A. For information on geographic areas followed by ▲, see appendix F]

SIC code	Geographic area and kind of business or operation	Establishments (number)	Receipts (\$1,000)	Annual payroll (\$1,000)	First-quarter payroll (\$1,000)	Paid employees for pay period including March 12 (number)
GLYNN COUNTY — Con.						
87 ex. 8733	Engineering, accounting, research, management, and related services (except noncommercial research organizations) -----	59	11 544	4 481	1 124	236
871	Engineering, architectural, and surveying services -----	22	3 724	1 447	332	74
872	Accounting, auditing, and bookkeeping services -----	26	6 327	2 305	636	131
873 ex. 8733	Research, development, and testing services (except noncommercial research organizations) -----	1	(D)	(D)	(D)	AA
874	Management and public relations services -----	10	(D)	(D)	(D)	BB
89	Services, n.e.c. -----	4	(D)	(D)	(D)	AA
GWINNETT COUNTY						
Total -----		3 389	2 308 813	815 954	182 539	33 597
70 ex. 704	Hotels, rooming houses, camps, and other lodging places (except membership lodging) -----	47	(D)	(D)	(D)	GG
7011	Hotels and motels -----	45	69 902	19 644	4 637	1 666
7011 pt.	Hotels -----	25	55 153	15 507	3 698	1 284
7011 pt.	Hotels, 25 guestrooms or more -----	25	55 153	15 507	3 698	1 284
7011 pt.	Hotels, less than 25 guestrooms -----	—	—	—	—	—
7011 pt.	Motels, motor hotels, and tourist courts -----	20	14 749	4 137	939	382
7011 pt.	Motels, tourist courts -----	12	8 513	2 876	658	247
7011 pt.	Motor hotels -----	8	6 236	1 261	281	135
702, 3	Other lodging places -----	2	(D)	(D)	(D)	AA
702	Rooming and boarding houses -----	1	(D)	(D)	(D)	AA
703	Camps and recreational vehicle parks -----	1	(D)	(D)	(D)	AA
72	Personal services -----	312	64 733	21 689	5 124	1 724
721	Laundry, cleaning, and garment services -----	107	20 688	6 271	1 435	595
7211	Power laundries, family and commercial* -----	3	(D)	(D)	(D)	AA
7213	Linen supply* -----	3	(D)	(D)	(D)	BB
7215	Coin-operated laundries and drycleaning -----	7	512	139	41	16
7216	Drycleaning plants, except rug cleaning* -----	66	12 610	3 943	897	368
7217	Carpet and upholstery cleaning -----	15	3 249	975	224	115
7218	Industrial launderers* -----	1	(D)	(D)	(D)	AA
7212, 9	Other laundry, cleaning, and garment services* -----	12	1 420	342	88	49
7212	Garment pressing, and agents for laundries and drycleaners -----	7	1 113	241	57	26
7219	Laundry and garment services, n.e.c.* -----	5	307	101	31	23
722	Photographic studios, portrait -----	23	10 674	3 254	704	177
723, 4	Beauty and barber shops -----	125	18 068	8 290	1 989	686
723	Beauty shops -----	122	(D)	(D)	(D)	FF
724	Barber shops -----	3	(D)	(D)	(D)	AA
725	Shoe repair shops and shoeshine parlors -----	7	402	77	19	9
726	Funeral service and crematories -----	10	5 915	1 586	341	68
729	Miscellaneous personal services -----	40	8 986	2 211	636	189
7291	Tax return preparation services -----	11	958	387	180	29
7299	Miscellaneous personal services, n.e.c. -----	29	8 028	1 824	456	160
73	Business services -----	892	905 126	302 799	68 825	13 913
731	Advertising -----	35	23 444	5 200	1 332	191
7311	Advertising agencies -----	30	(D)	(D)	(D)	CC
7312	Outdoor advertising services -----	1	(D)	(D)	(D)	BB
7313	Radio, television, publishers' advertising representatives -----	1	(D)	(D)	(D)	AA
7319	Advertising, n.e.c. -----	3	(D)	(D)	(D)	AA
732	Consumer credit reporting agencies, mercantile reporting agencies, and adjustment and collection agencies -----	18	10 467	3 751	791	158
7322	Adjustment and collection services -----	14	5 094	1 992	536	98
7323	Credit reporting services -----	4	5 373	1 759	255	60
733	Mailing, reproduction, commercial art and photography, and stenographic services -----	68	17 118	5 056	1 123	253
7331	Direct mail advertising services -----	11	4 426	1 239	275	67
7334	Photocopying and duplicating services -----	12	3 298	861	202	57
7335, 6	Commercial photography, art, and graphics -----	32	7 982	2 659	575	103
7335	Commercial photography -----	6	1 712	802	203	27
7336	Commercial art and graphic design -----	26	6 270	1 857	372	76
7338	Secretarial and court reporting services -----	13	1 412	297	71	26
734	Services to dwellings and other buildings -----	113	33 717	14 250	3 117	1 523
7342	Disinfecting and pest control services -----	35	11 134	4 542	949	198
7349	Building cleaning and maintenance services, n.e.c. -----	78	22 583	9 708	2 168	1 325
735	Miscellaneous equipment rental and leasing -----	54	41 145	9 849	2 258	423
7352	Medical equipment rental and leasing -----	4	7 262	1 679	344	97
7353	Heavy construction equipment rental and leasing -----	8	4 648	1 144	260	55
7359	Equipment rental and leasing, n.e.c. -----	42	29 235	7 026	1 654	271
736	Personnel supply services -----	93	113 100	67 738	13 979	5 530
7361	Employment agencies -----	34	5 589	2 716	631	100
7363	Help supply services -----	59	107 511	65 022	13 348	5 430
7363 pt.	Temporary help supply -----	55	(D)	(D)	(D)	II
7363 pt.	Help supply, except temporary -----	4	(D)	(D)	(D)	EE

Table 6. Summary Statistics for Firms Subject to Federal Income Tax for Counties With 350 Establishments or More: 1992 — Con.

[Includes only establishments with payroll. For meaning of abbreviations and symbols, see introductory text. For explanation of terms and comparability of 1987 and 1992 censuses, see appendix A. For information on geographic areas followed by ▲, see appendix F]

SIC code	Geographic area and kind of business or operation	Establishments (number)	Receipts (\$1,000)	Annual payroll (\$1,000)	First-quarter payroll (\$1,000)	Paid employees for pay period including March 12 (number)
GWINNETT COUNTY — Con.						
73	Business services—Con.					
737	Computer programming, data processing, and other computer related services -----	329	490 594	156 152	36 894	3 759
7371, 2, 3	Computer programming, prepackaged software, and integrated systems -----	217	325 167	103 572	24 744	2 336
7371	Computer programming services -----	149	101 372	46 648	11 512	1 026
7372	Prepackaged software -----	35	128 065	41 208	9 334	880
7373	Computer integrated systems -----	33	95 730	15 716	3 898	430
7374, 5, 6	Data processing services -----	30	35 494	13 967	3 533	441
7374, 5	Computer processing, information retrieval -----	29	(D)	(D)	(D)	EE
7376	Computer facilities management services -----	1	(D)	(D)	(D)	AA
7377, 8, 9	Computer rental and leasing, maintenance, and related services, n.e.c. -----	82	129 933	38 613	8 617	982
7377	Computer rental and leasing -----	9	(D)	(D)	(D)	EE
7378	Computer maintenance and repair -----	29	32 847	9 356	2 314	312
7379	Computer related services, n.e.c. -----	44	(D)	(D)	(D)	CC
738	Miscellaneous business services -----	182	175 541	40 803	9 331	2 076
7381, 2	Detective agencies and protective services -----	26	25 026	12 801	3 597	753
7381	Detective, guard, and armored car services -----	16	13 936	9 363	2 289	607
7382	Security systems services -----	10	11 090	3 438	1 308	146
7383	News syndicates -----	—	—	—	—	—
7384	Photofinishing laboratories* -----	19	4 242	1 160	271	80
7389	Business services, n.e.c. -----	137	146 273	26 842	5 463	1 243
7389 pt.	Sign painting shops -----	7	2 956	1 055	222	46
7389 pt.	Interior designing -----	11	5 341	251	79	20
7389 pt.	Telephone answering services -----	6	2 608	1 142	263	77
7389 pt.	Other business services -----	113	135 368	24 394	4 899	1 100
75	Automotive repair, services, and parking -----	293	103 051	27 366	6 715	1 506
751	Automotive rental and leasing, without drivers -----	15	12 433	2 675	638	116
7513	Truck rental and leasing, without drivers -----	10	9 925	2 243	519	94
7514, 5	Passenger car rental and leasing -----	5	2 508	432	119	22
7514	Passenger car rental -----	4	(D)	(D)	(D)	BB
7515	Passenger car leasing -----	1	(D)	(D)	(D)	AA
7519	Utility trailer and recreational vehicle rental -----	—	—	—	—	—
752	Automobile parking -----	—	—	—	—	—
753	Automotive repair shops -----	227	76 835	20 852	5 140	955
7532	Top, body, and upholstery repair shops and paint shops -----	51	18 212	5 541	1 619	271
7532 pt.	Top and body repair shops -----	43	15 084	4 532	1 404	214
7532 pt.	Paint shops -----	8	3 128	1 009	215	57
7538	General automotive repair shops -----	127	41 735	10 291	2 377	444
7538 pt.	General automotive repair shops, except diesel -----	116	39 382	9 634	2 220	411
7538 pt.	Diesel repair shops -----	11	2 353	657	157	33
7533, 4, 6, 7, 9	Other automotive repair shops -----	49	16 888	5 020	1 144	240
7533	Automotive exhaust system repair shops -----	6	1 662	591	122	30
7534	Tire retreading and repair shops -----	1	(D)	(D)	(D)	AA
7536	Automotive glass replacement shops -----	10	3 998	1 411	344	57
7537	Automotive transmission repair shops -----	7	2 046	737	170	31
7539	Automotive repair shops, n.e.c. -----	25	(D)	(D)	(D)	CC
7539 pt.	Radiator repair -----	2	(D)	(D)	(D)	AA
7539 pt.	Brake, front end, and wheel alignment -----	11	3 967	922	241	60
7539 pt.	Automotive electrical and fuel system services -----	9	3 169	931	228	47
7539 pt.	Other automotive repair shops, n.e.c. -----	3	(D)	(D)	(D)	AA
754	Automotive services, except repair -----	51	13 783	3 839	937	435
7542	Carwashes -----	21	6 321	2 102	466	255
7549	Automotive services, except repair and carwashes -----	30	7 462	1 737	471	180
76	Miscellaneous repair services -----	163	79 251	25 632	6 045	894
762	Electrical repair shops -----	57	45 148	14 713	3 519	495
7622	Radio and television repair shops -----	7	2 786	1 469	331	41
7623, 9	Other electrical and electronic repair shops -----	50	42 362	13 244	3 188	454
7623	Refrigeration and air-conditioning service and repair shops -----	12	11 864	3 479	789	109
7629	Electrical and electronic repair shops, n.e.c. -----	38	30 498	9 765	2 399	345
763	Watch, clock, and jewelry repair -----	4	267	108	33	12
764	Reupholstery and furniture repair -----	11	2 014	837	186	41
769	Miscellaneous repair and related services -----	91	31 822	9 974	2 307	346
7692	Welding repair -----	7	1 871	652	120	22
7694	Armature rewinding shops -----	1	(D)	(D)	(D)	AA
7699	Repair shops and related services, n.e.c. -----	83	(D)	(D)	(D)	EE
78, 79, 84	Amusement and recreation services, including motion pictures and museums -----	152	220 458	61 240	9 909	1 627
781, 2	Motion picture production, distribution, and services -----	21	144 177	5 387	1 297	172
783	Motion picture theaters -----	7	8 242	947	235	123
7832	Motion picture theaters, except drive-in -----	7	8 242	947	235	123
7833	Drive-in motion picture theaters -----	—	—	—	—	—
784	Video tape rental -----	32	10 484	1 543	390	235
792	Theatrical producers (except motion picture), bands, orchestras, and entertainers -----	9	(D)	(D)	(D)	AA
7922	Theatrical producers (except motion picture) and miscellaneous theatrical services -----	4	1 221	152	20	9
7929	Bands, orchestras, actors, and other entertainers and entertainment groups -----	5	(D)	(D)	(D)	AA
793	Bowling centers -----	5	(D)	(D)	(D)	CC

Table 6. Summary Statistics for Firms Subject to Federal Income Tax for Counties With 350 Establishments or More: 1992 — Con.

[Includes only establishments with payroll. For meaning of abbreviations and symbols, see introductory text. For explanation of terms and comparability of 1987 and 1992 censuses, see appendix A. For information on geographic areas followed by ▲, see appendix F]

SIC code	Geographic area and kind of business or operation	Establishments (number)	Receipts (\$1,000)	Annual payroll (\$1,000)	First-quarter payroll (\$1,000)	Paid employees for pay period including March 12 (number)
GWINNETT COUNTY — Con.						
78, 79, 84	Amusement and recreation services, including motion pictures and museums—Con.					
79 ex. 792, 3; 84	Commercial sports and other amusement and recreation services, including museums	78	49 288	50 993	7 388	885
794	Commercial sports	2	(D)	(D)	(D)	BB
7941	Professional sports clubs, managers, promoters	1	(D)	(D)	(D)	BB
7948	Racing, including track operation	1	(D)	(D)	(D)	AA
79 ex. 792, 3, 4; 84	Other amusement and recreation services, including museums	76	(D)	(D)	(D)	FF
791	Dance studios, schools, and halls	10	1 081	292	86	45
7991	Physical fitness facilities	18	8 745	1 971	469	263
7992	Public golf courses	2	(D)	(D)	(D)	AA
7993	Coin-operated amusement devices	5	4 706	871	207	116
7996	Amusement parks	1	(D)	(D)	(D)	BB
7997	Membership sports and recreation clubs	6	6 506	2 299	558	120
7999, 84	Amusement and recreation services, including museums, n.e.c.	34	(D)	(D)	(D)	CC
7999 pt.	Concession operators of amusement devices and rides	1	(D)	(D)	(D)	AA
7999 pt., 84	Carnivals, circuses, and fairs	—	(D)	(D)	(D)	—
7999 pt., 84	Other recreation and amusements, including museums	33	(D)	(D)	(D)	CC
80	Health services	637	367 419	152 166	32 498	5 013
801	Offices and clinics of doctors of medicine	222	153 005	72 971	14 532	1 591
8011 pt.	Offices of doctors of medicine	216	147 322	70 828	13 668	1 414
8011 pt.	General medical clinics	6	5 683	2 143	864	177
802	Offices and clinics of dentists	188	71 242	27 165	5 874	1 067
803	Offices and clinics of doctors of osteopathy	18	(D)	(D)	(D)	BB
804	Offices and clinics of other health practitioners	141	31 830	12 054	2 455	421
8041	Offices and clinics of chiropractors	68	12 904	3 505	800	162
8042	Offices and clinics of optometrists	22	6 119	2 044	469	73
8043	Offices and clinics of podiatrists	9	2 626	1 383	143	30
8049	Offices and clinics of health practitioners, n.e.c.	42	10 181	5 122	1 043	156
805	Nursing and personal care facilities	13	27 062	10 274	2 585	771
8051	Skilled nursing care facilities	11	(D)	(D)	(D)	FF
8052	Intermediate care facilities	—	—	—	—	—
8059	Nursing and personal care facilities, n.e.c.	2	(D)	(D)	(D)	AA
806	Hospitals	1	(D)	(D)	(D)	FF
8062	General medical and surgical hospitals	1	(D)	(D)	(D)	FF
8063, 9	Specialty hospitals	—	—	—	—	—
807, 8, 9	Other health services	54	(D)	(D)	(D)	FF
807	Medical and dental laboratories	32	11 916	5 043	1 150	178
8071	Medical laboratories	13	6 337	2 600	583	72
8072	Dental laboratories	19	5 579	2 443	567	106
808	Home health care services	9	17 355	5 759	1 284	290
809	Miscellaneous health and allied services, n.e.c.	13	(D)	(D)	(D)	BB
8092	Kidney dialysis centers	—	—	—	—	—
8093	Specialty outpatient facilities, n.e.c.	7	4 745	1 279	337	53
8099	Health and allied services, n.e.c.	6	(D)	(D)	(D)	AA
81	Legal services	165	49 845	18 132	3 938	580
823, 4, 9	Selected educational services	32	7 480	2 495	552	173
823	Libraries	—	—	—	—	—
824	Vocational schools	10	3 579	1 443	306	60
829	Schools and educational services, n.e.c.	22	3 901	1 052	246	113
83	Social services	127	34 115	15 065	3 431	1 502
835	Child day care services	109	28 484	12 819	2 854	1 382
832, 3, 6, 9	Other social services	18	5 631	2 246	577	120
87 ex. 8733	Engineering, accounting, research, management, and related services (except noncommercial research organizations)	533	390 088	163 873	39 432	4 801
871	Engineering, architectural, and surveying services	179	190 466	87 123	21 725	1 964
8711	Engineering services	140	176 873	80 925	20 323	1 746
8712	Architectural services	23	7 422	3 276	726	105
8713	Surveying services	16	6 171	2 922	676	113
872	Accounting, auditing, and bookkeeping services	154	28 633	10 911	2 147	410
873 ex. 8733	Research, development, and testing services (except noncommercial research organizations)	34	32 666	11 384	2 551	523
8731	Commercial physical and biological research	9	8 600	2 534	513	56
8732	Commercial economic, sociological, and educational research	8	9 019	2 634	618	172
8734	Testing laboratories	17	15 047	6 216	1 420	295
874	Management and public relations services	166	138 323	54 455	13 009	1 904
8741	Management services	43	53 123	20 996	5 127	1 147
8742	Management consulting services	86	55 141	17 473	4 491	407
8743	Public relations services	6	508	151	30	6
8744	Facilities support management services	4	(D)	(D)	(D)	CC
8748	Business consulting services, n.e.c.	27	(D)	(D)	(D)	CC
89	Services, n.e.c.	36	(D)	(D)	(D)	CC

Table 6. Summary Statistics for Firms Subject to Federal Income Tax for Counties With 350 Establishments or More: 1992 — Con.

[Includes only establishments with payroll. For meaning of abbreviations and symbols, see introductory text. For explanation of terms and comparability of 1987 and 1992 censuses, see appendix A. For information on geographic areas followed by ▲, see appendix F]

SIC code	Geographic area and kind of business or operation	Establishments (number)	Receipts (\$1,000)	Annual payroll (\$1,000)	First-quarter payroll (\$1,000)	Paid employees for pay period including March 12 (number)
HALL COUNTY						
	Total	664	343 707	131 401	28 911	6 379
70 ex. 704	Hotels, rooming houses, camps, and other lodging places (except membership lodging)	14	31 474	8 538	1 849	601
7011	Hotels and motels	13	(D)	(D)	(D)	FF
7011 pt.	Hotels	4	(D)	(D)	(D)	EE
7011 pt.	Motels, motor hotels, and tourist courts	9	(D)	(D)	(D)	CC
702, 3	Other lodging places	1	(D)	(D)	(D)	AA
72	Personal services	72	10 994	3 923	990	352
721	Laundry, cleaning, and garment services	20	3 315	1 161	292	123
7211	Power laundries, family and commercial*	—	—	—	—	—
7213	Linen supply*	2	(D)	(D)	(D)	AA
7215	Coin-operated laundries and drycleaning	6	420	64	15	13
7216	Drycleaning plants, except rug cleaning*	8	1 802	770	166	70
7217	Carpet and upholstery cleaning	2	(D)	(D)	(D)	AA
7218	Industrial laundriers*	—	—	—	—	—
7212, 9	Other laundry, cleaning, and garment services*	2	(D)	(D)	(D)	AA
722	Photographic studios, portrait	6	1 200	290	66	21
723, 4	Beauty and barber shops	34	3 691	1 638	414	156
723	Beauty shops	34	3 691	1 638	414	156
724	Barber shops	—	—	—	—	—
725	Shoe repair shops and shoeshine parlors	1	(D)	(D)	(D)	AA
726	Funeral service and crematories	4	(D)	(D)	(D)	BB
729	Miscellaneous personal services	7	(D)	(D)	(D)	BB
73	Business services	94	48 142	23 811	5 013	1 766
731	Advertising	8	1 727	644	163	31
732	Consumer credit reporting agencies, mercantile reporting agencies, and adjustment and collection agencies	3	(D)	(D)	(D)	BB
733	Mailing, reproduction, commercial art and photography, and stenographic services	8	4 645	1 655	479	150
734	Services to dwellings and other buildings	22	6 067	2 360	547	264
735	Miscellaneous equipment rental and leasing	7	2 979	751	177	33
736	Personnel supply services	7	11 251	9 753	1 634	750
737	Computer programming, data processing, and other computer related services	8	1 828	425	96	19
7371, 2, 3	Computer programming, prepackaged software, and integrated systems	5	(D)	(D)	(D)	AA
7374, 5, 6	Data processing services	1	(D)	(D)	(D)	AA
7377, 8, 9	Computer rental and leasing, maintenance, and related services, n.e.c.	2	(D)	(D)	(D)	AA
738	Miscellaneous business services	31	(D)	(D)	(D)	EE
75	Automotive repair, services, and parking	61	15 094	3 576	854	267
751	Automotive rental and leasing, without drivers	4	824	96	37	10
752	Automobile parking	—	—	—	—	—
753	Automotive repair shops	41	10 740	2 665	621	142
7532	Top, body, and upholstery repair shops and paint shops	6	2 504	804	178	30
7538	General automotive repair shops	20	5 235	1 201	291	70
7533, 4, 6, 7, 9	Other automotive repair shops	15	3 001	660	152	42
754	Automotive services, except repair	16	3 530	815	196	115
76	Miscellaneous repair services	33	9 465	2 612	645	139
762	Electrical repair shops	8	1 813	714	170	41
7622	Radio and television repair shops	2	(D)	(D)	(D)	AA
7623, 9	Other electrical and electronic repair shops	6	(D)	(D)	(D)	BB
763	Watch, clock, and jewelry repair	—	—	—	—	—
764	Reupholstery and furniture repair	—	—	—	—	—
769	Miscellaneous repair and related services	25	7 652	1 898	475	98
78, 79, 84	Amusement and recreation services, including motion pictures and museums	34	17 544	4 398	731	295
781, 2	Motion picture production, distribution, and services	—	—	—	—	—
783	Motion picture theaters	4	(D)	(D)	(D)	BB
784	Video tape rental	10	(D)	(D)	(D)	BB
792	Theatrical producers (except motion picture), bands, orchestras, and entertainers	—	—	—	—	—
793	Bowling centers	—	—	—	—	—
79 ex. 792, 3, 84	Commercial sports and other amusement and recreation services, including museums	20	12 538	3 698	576	208
80	Health services	188	161 024	67 624	14 650	2 176
801	Offices and clinics of doctors of medicine	90	76 627	35 703	6 784	566
802	Offices and clinics of dentists	45	15 338	6 678	1 736	225
803	Offices and clinics of doctors of osteopathy	2	(D)	(D)	(D)	AA
804	Offices and clinics of other health practitioners	24	5 898	1 793	373	86
805	Nursing and personal care facilities	4	10 019	4 883	1 198	416
806	Hospitals	1	(D)	(D)	(D)	EE
807, 8, 9	Other health services	22	(D)	(D)	(D)	EE
81	Legal services	52	20 108	5 452	1 259	217
823, 4, 9	Selected educational services	7	(D)	(D)	(D)	AA

Table 6. Summary Statistics for Firms Subject to Federal Income Tax for Counties With 350 Establishments or More: 1992 — Con.

[Includes only establishments with payroll. For meaning of abbreviations and symbols, see introductory text. For explanation of terms and comparability of 1987 and 1992 censuses, see appendix A. For information on geographic areas followed by ▲, see appendix F]

SIC code	Geographic area and kind of business or operation	Establishments (number)	Receipts (\$1,000)	Annual payroll (\$1,000)	First-quarter payroll (\$1,000)	Paid employees for pay period including March 12 (number)
HALL COUNTY — Con.						
83	Social services	22	3 445	1 506	350	151
835	Child day care services	11	2 224	959	218	110
832, 3, 6, 9	Other social services	11	1 221	547	132	41
87 ex. 8733	Engineering, accounting, research, management, and related services (except noncommercial research organizations)	84	24 639	9 621	2 512	395
871	Engineering, architectural, and surveying services	26	8 156	3 377	748	125
872	Accounting, auditing, and bookkeeping services	38	10 003	3 733	880	168
873 ex. 8733	Research, development, and testing services (except noncommercial research organizations)	6	1 629	471	121	38
874	Management and public relations services	14	4 851	2 040	763	64
89	Services, n.e.c.	3	(D)	(D)	(D)	AA
HOUSTON COUNTY						
	Total	533	212 328	86 829	18 749	4 846
70 ex. 704	Hotels, rooming houses, camps, and other lodging places (except membership lodging)	30	(D)	(D)	(D)	FF
7011	Hotels and motels	27	(D)	(D)	(D)	EE
7011 pt.	Hotels	8	(D)	(D)	(D)	EE
7011 pt.	Motels, motor hotels, and tourist courts	19	(D)	(D)	(D)	CC
702, 3	Other lodging places	3	(D)	(D)	(D)	AA
72	Personal services	66	8 052	2 375	559	276
721	Laundry, cleaning, and garment services	21	(D)	(D)	(D)	CC
7211	Power laundries, family and commercial*	—	—	—	—	—
7213	Linen supply*	—	—	—	—	—
7215	Coin-operated laundries and drycleaning	1	(D)	(D)	(D)	AA
7216	Drycleaning plants, except rug cleaning*	5	(D)	(D)	(D)	BB
7217	Carpet and upholstery cleaning	4	(D)	(D)	(D)	BB
7218	Industrial laundriers*	1	(D)	(D)	(D)	AA
7212, 9	Other laundry, cleaning, and garment services*	10	(D)	(D)	(D)	BB
722	Photographic studios, portrait	4	796	199	45	17
723, 4	Beauty and barber shops	27	1 953	705	160	90
723	Beauty shops	25	(D)	(D)	(D)	BB
724	Barber shops	2	(D)	(D)	(D)	AA
725	Shoe repair shops and shoeshine parlors	1	(D)	(D)	(D)	AA
726	Funeral service and crematories	5	(D)	(D)	(D)	BB
729	Miscellaneous personal services	8	(D)	(D)	(D)	BB
73	Business services	68	35 513	17 770	3 809	1 262
731	Advertising	1	(D)	(D)	(D)	AA
732	Consumer credit reporting agencies, mercantile reporting agencies, and adjustment and collection agencies	5	689	353	65	23
733	Mailing, reproduction, commercial art and photography, and stenographic services	4	(D)	(D)	(D)	AA
734	Services to dwellings and other buildings	12	16 138	9 875	1 895	879
735	Miscellaneous equipment rental and leasing	4	712	158	46	13
736	Personnel supply services	5	1 014	745	100	43
737	Computer programming, data processing, and other computer related services	16	11 924	5 297	1 370	181
7371, 2, 3	Computer programming, prepackaged software, and integrated systems	8	5 315	2 937	795	107
7374, 5, 6	Data processing services	3	(D)	(D)	(D)	BB
7377, 8, 9	Computer rental and leasing, maintenance, and related services, n.e.c.	5	(D)	(D)	(D)	BB
738	Miscellaneous business services	21	(D)	(D)	(D)	CC
75	Automotive repair, services, and parking	63	15 103	4 168	948	264
751	Automotive rental and leasing, without drivers	2	(D)	(D)	(D)	AA
752	Automobile parking	—	—	—	—	—
753	Automotive repair shops	53	(D)	(D)	(D)	CC
7532	Top, body, and upholstery repair shops and paint shops	18	4 093	1 076	233	57
7538	General automotive repair shops	25	6 108	1 706	388	102
7533, 4, 6, 7, 9	Other automotive repair shops	10	(D)	(D)	(D)	BB
754	Automotive services, except repair	8	(D)	(D)	(D)	BB
76	Miscellaneous repair services	26	4 259	1 096	234	71
762	Electrical repair shops	12	(D)	(D)	(D)	BB
7622	Radio and television repair shops	6	(D)	(D)	(D)	BB
7623, 9	Other electrical and electronic repair shops	6	(D)	(D)	(D)	AA
763	Watch, clock, and jewelry repair	—	—	—	—	—
764	Reupholstery and furniture repair	3	(D)	(D)	(D)	AA
769	Miscellaneous repair and related services	11	(D)	(D)	(D)	BB

Table 6. Summary Statistics for Firms Subject to Federal Income Tax for Counties With 350 Establishments or More: 1992 — Con.

[Includes only establishments with payroll. For meaning of abbreviations and symbols, see introductory text. For explanation of terms and comparability of 1987 and 1992 censuses, see appendix A. For information on geographic areas followed by ▲, see appendix F]

SIC code	Geographic area and kind of business or operation	Establishments (number)	Receipts (\$1,000)	Annual payroll (\$1,000)	First-quarter payroll (\$1,000)	Paid employees for pay period including March 12 (number)
HOUSTON COUNTY—Con.						
78, 79, 84	Amusement and recreation services, including motion pictures and museums	35	11 091	2 814	592	299
781, 2	Motion picture production, distribution, and services	—	—	—	—	—
783	Motion picture theaters	1	(D)	(D)	(D)	BB
784	Video tape rental	9	(D)	(D)	(D)	BB
792	Theatrical producers (except motion picture), bands, orchestras, and entertainers	1	(D)	(D)	(D)	AA
793	Bowling centers	3	(D)	(D)	(D)	BB
79 ex. 792, 3; 84	Commercial sports and other amusement and recreation services, including museums	21	(D)	(D)	(D)	CC
80	Health services	123	79 992	34 275	6 872	1 134
801	Offices and clinics of doctors of medicine	53	44 383	20 298	4 025	404
802	Offices and clinics of dentists	29	10 981	4 562	997	193
803	Offices and clinics of doctors of osteopathy	1	(D)	(D)	(D)	AA
804	Offices and clinics of other health practitioners	18	(D)	(D)	(D)	BB
805	Nursing and personal care facilities	5	7 495	3 712	626	276
806	Hospitals	—	—	—	—	—
807, 8, 9	Other health services	17	(D)	(D)	(D)	CC
81	Legal services	37	8 651	2 002	512	125
823, 4, 9	Selected educational services	7	541	217	46	19
83	Social services	29	5 732	2 487	626	323
835	Child day care services	23	(D)	(D)	(D)	CC
832, 3, 6, 9	Other social services	6	(D)	(D)	(D)	BB
87 ex. 8733	Engineering, accounting, research, management, and related services (except noncommercial research organizations)	48	27 971	15 105	3 552	569
871	Engineering, architectural, and surveying services	17	(D)	(D)	(D)	CC
872	Accounting, auditing, and bookkeeping services	10	(D)	(D)	(D)	BB
873 ex. 8733	Research, development, and testing services (except noncommercial research organizations)	3	(D)	(D)	(D)	CC
874	Management and public relations services	18	(D)	(D)	(D)	EE
89	Services, n.e.c.	1	(D)	(D)	(D)	AA
LOWNDES COUNTY						
	Total	586	228 980	89 152	19 260	5 026
70 ex. 704	Hotels, rooming houses, camps, and other lodging places (except membership lodging)	30	18 145	4 507	1 091	563
7011	Hotels and motels	27	17 553	4 397	1 069	553
7011 pt.	Hotels	7	8 434	2 024	505	251
7011 pt.	Motels, motor hotels, and tourist courts	20	9 119	2 373	564	302
702, 3	Other lodging places	3	592	110	22	10
72	Personal services	63	10 907	3 363	848	320
721	Laundry, cleaning, and garment services	25	4 325	1 381	355	129
7211	Power laundries, family and commercial*	1	(D)	(D)	(D)	AA
7213	Linen supply*	—	—	—	—	—
7215	Coin-operated laundries and drycleaning	9	(D)	(D)	(D)	BB
7216	Drycleaning plants, except rug cleaning*	7	1 454	654	188	53
7217	Carpet and upholstery cleaning	7	1 782	424	97	40
7218	Industrial laundriers*	1	(D)	(D)	(D)	AA
7212, 9	Other laundry, cleaning, and garment services*	—	—	—	—	—
722	Photographic studios, portrait	5	712	178	38	13
723, 4	Beauty and barber shops	18	1 610	553	140	70
723	Beauty shops	16	(D)	(D)	(D)	BB
724	Barber shops	2	(D)	(D)	(D)	AA
725	Shoe repair shops and shoeshine parlors	—	—	—	—	—
726	Funeral service and crematories	6	2 654	591	108	36
729	Miscellaneous personal services	9	1 606	660	207	72
73	Business services	75	27 036	12 663	2 799	925
731	Advertising	4	1 713	494	129	38
732	Consumer credit reporting agencies, mercantile reporting agencies, and adjustment and collection agencies	2	(D)	(D)	(D)	BB
733	Mailing, reproduction, commercial art and photography, and stenographic services	4	401	67	17	7
734	Services to dwellings and other buildings	24	5 828	2 692	613	192
735	Miscellaneous equipment rental and leasing	11	5 316	1 206	284	63
736	Personnel supply services	7	6 968	5 584	1 068	440
737	Computer programming, data processing, and other computer related services	4	1 249	890	293	32
7371, 2, 3	Computer programming, prepackaged software, and integrated systems	3	(D)	(D)	(D)	BB
7374, 5, 6	Data processing services	—	—	—	—	—
7377, 8, 9	Computer rental and leasing, maintenance, and related services, n.e.c.	1	(D)	(D)	(D)	AA
738	Miscellaneous business services	19	(D)	(D)	(D)	CC

Table 6. Summary Statistics for Firms Subject to Federal Income Tax for Counties With 350 Establishments or More: 1992 — Con.

[Includes only establishments with payroll. For meaning of abbreviations and symbols, see introductory text. For explanation of terms and comparability of 1987 and 1992 censuses, see appendix A. For information on geographic areas followed by ▲, see appendix F]

SIC code	Geographic area and kind of business or operation	Establishments (number)	Receipts (\$1,000)	Annual payroll (\$1,000)	First-quarter payroll (\$1,000)	Paid employees for pay period including March 12 (number)
LOWNDES COUNTY—Con.						
75	Automotive repair, services, and parking	67	13 608	3 364	764	258
751	Automotive rental and leasing, without drivers	5	2 261	469	80	22
752	Automobile parking	—	—	—	—	—
753	Automotive repair shops	56	10 085	2 502	589	189
7532	Top, body, and upholstery repair shops and paint shops	17	2 618	735	166	55
7538	General automotive repair shops	24	4 883	1 128	270	90
7533, 4, 6, 7, 9	Other automotive repair shops	15	2 584	639	153	44
754	Automotive services, except repair	6	1 262	393	95	47
76	Miscellaneous repair services	36	9 743	2 657	625	177
762	Electrical repair shops	13	3 754	1 281	312	80
7622	Radio and television repair shops	3	(D)	(D)	(D)	AA
7623, 9	Other electrical and electronic repair shops	10	(D)	(D)	(D)	BB
763	Watch, clock, and jewelry repair	2	(D)	(D)	(D)	AA
764	Reupholstery and furniture repair	4	609	85	19	8
769	Miscellaneous repair and related services	17	(D)	(D)	(D)	BB
78, 79, 84	Amusement and recreation services, including motion pictures and museums	34	7 694	1 569	355	181
781, 2	Motion picture production, distribution, and services	2	(D)	(D)	(D)	AA
783	Motion picture theaters	2	(D)	(D)	(D)	BB
784	Video tape rental	9	764	207	52	32
792	Theatrical producers (except motion picture), bands, orchestras, and entertainers	1	(D)	(D)	(D)	AA
793	Bowling centers	1	(D)	(D)	(D)	AA
79 ex. 792, 3; 84	Commercial sports and other amusement and recreation services, including museums	19	3 773	794	165	88
80	Health services	156	103 217	45 693	9 353	1 850
801	Offices and clinics of doctors of medicine	68	44 773	24 976	4 518	509
802	Offices and clinics of dentists	39	14 794	5 031	1 204	212
803	Offices and clinics of doctors of osteopathy	2	(D)	(D)	(D)	AA
804	Offices and clinics of other health practitioners	23	6 034	1 813	416	79
805	Nursing and personal care facilities	5	(D)	(D)	(D)	EE
806	Hospitals	2	(D)	(D)	(D)	EE
807, 8, 9	Other health services	17	12 018	3 929	952	332
81	Legal services	37	13 398	3 421	728	176
823, 4, 9	Selected educational services	4	(D)	(D)	(D)	BB
83	Social services	27	(D)	(D)	(D)	CC
835	Child day care services	21	2 609	1 216	287	178
832, 3, 6, 9	Other social services	6	(D)	(D)	(D)	AA
87 ex. 8733	Engineering, accounting, research, management, and related services (except noncommercial research organizations)	54	17 738	9 094	2 049	315
871	Engineering, architectural, and surveying services	13	5 423	2 553	597	92
872	Accounting, auditing, and bookkeeping services	30	9 879	5 273	990	185
873 ex. 8733	Research, development, and testing services (except noncommercial research organizations)	—	—	—	—	—
874	Management and public relations services	11	2 436	1 268	462	38
89	Services, n.e.c.	3	(D)	(D)	(D)	BB
MUSCOGEE COUNTY						
	Total	1 170	712 701	268 808	62 780	13 798
70 ex. 704	Hotels, rooming houses, camps, and other lodging places (except membership lodging)	27	(D)	(D)	(D)	FF
7011	Hotels and motels	25	(D)	(D)	(D)	FF
7011 pt.	Hotels	11	(D)	(D)	(D)	EE
7011 pt.	Motels, motor hotels, and tourist courts	14	(D)	(D)	(D)	CC
702, 3	Other lodging places	2	(D)	(D)	(D)	AA
72	Personal services	147	(D)	(D)	(D)	GG
721	Laundry, cleaning, and garment services	37	(D)	(D)	(D)	EE
7211	Power laundries, family and commercial*	1	(D)	(D)	(D)	BB
7213	Linen supply*	2	(D)	(D)	(D)	BB
7215	Coin-operated laundries and drycleaning	6	(D)	(D)	(D)	AA
7216	Drycleaning plants, except rug cleaning*	11	(D)	(D)	(D)	CC
7217	Carpet and upholstery cleaning	5	529	123	28	12
7218	Industrial launderers*	—	—	—	—	—
7212, 9	Other laundry, cleaning, and garment services*	12	(D)	(D)	(D)	BB
722	Photographic studios, portrait	9	(D)	(D)	(D)	BB
723, 4	Beauty and barber shops	76	7 396	3 360	758	327
723	Beauty shops	71	(D)	(D)	(D)	EE
724	Barber shops	5	(D)	(D)	(D)	AA
725	Shoe repair shops and shoeshine parlors	4	362	37	9	6
726	Funeral service and crematories	7	5 021	1 486	481	65
729	Miscellaneous personal services	14	(D)	(D)	(D)	EE

Table 6. Summary Statistics for Firms Subject to Federal Income Tax for Counties With 350 Establishments or More: 1992 — Con.

[Includes only establishments with payroll. For meaning of abbreviations and symbols, see introductory text. For explanation of terms and comparability of 1987 and 1992 censuses, see appendix A. For information on geographic areas followed by ▲, see appendix F]

SIC code	Geographic area and kind of business or operation	Establishments (number)	Receipts (\$1,000)	Annual payroll (\$1,000)	First-quarter payroll (\$1,000)	Paid employees for pay period including March 12 (number)
MUSCOGEE COUNTY—Con.						
73	Business services	207	(D)	(D)	(D)	II
731	Advertising	15	8 047	2 113	513	84
732	Consumer credit reporting agencies, mercantile reporting agencies, and adjustment and collection agencies	15	4 005	1 164	303	98
733	Mailing, reproduction, commercial art and photography, and stenographic services	16	2 590	652	145	54
734	Services to dwellings and other buildings	44	(D)	(D)	(D)	FF
735	Miscellaneous equipment rental and leasing	18	10 003	2 740	678	129
736	Personnel supply services	22	29 016	21 821	5 049	1 778
737	Computer programming, data processing, and other computer related services	31	(D)	(D)	(D)	GG
7371, 2, 3	Computer programming, prepackaged software, and integrated systems	11	(D)	(D)	(D)	BB
7374, 5, 6	Data processing services	16	(D)	(D)	(D)	GG
7377, 8, 9	Computer rental and leasing, maintenance, and related services, n.e.c.	4	(D)	(D)	(D)	AA
738	Miscellaneous business services	46	(D)	(D)	(D)	FF
75	Automotive repair, services, and parking	135	40 780	11 529	2 820	723
751	Automotive rental and leasing, without drivers	14	8 715	1 234	303	69
752	Automobile parking	1	(D)	(D)	(D)	AA
753	Automotive repair shops	101	(D)	(D)	(D)	EE
7532	Top, body, and upholstery repair shops and paint shops	23	8 713	3 354	849	163
7538	General automotive repair shops	45	8 542	2 175	543	158
7533, 4, 6, 7, 9	Other automotive repair shops	33	(D)	(D)	(D)	CC
754	Automotive services, except repair	19	(D)	(D)	(D)	CC
76	Miscellaneous repair services	66	(D)	(D)	(D)	EE
762	Electrical repair shops	27	(D)	(D)	(D)	CC
7622	Radio and television repair shops	7	(D)	(D)	(D)	BB
7623, 9	Other electrical and electronic repair shops	20	(D)	(D)	(D)	CC
763	Watch, clock, and jewelry repair	1	(D)	(D)	(D)	AA
764	Reupholstery and furniture repair	14	(D)	(D)	(D)	BB
769	Miscellaneous repair and related services	24	(D)	(D)	(D)	CC
78, 79, 84	Amusement and recreation services, including motion pictures and museums	50	(D)	(D)	(D)	EE
781, 2	Motion picture production, distribution, and services	2	(D)	(D)	(D)	AA
783	Motion picture theaters	4	(D)	(D)	(D)	BB
784	Video tape rental	4	(D)	(D)	(D)	BB
792	Theatrical producers (except motion picture), bands, orchestras, and entertainers	—	—	—	—	—
793	Bowling centers	2	(D)	(D)	(D)	BB
79 ex. 792, 3; 84	Commercial sports and other amusement and recreation services, including museums	38	(D)	(D)	(D)	EE
80	Health services	297	(D)	(D)	(D)	HH
801	Offices and clinics of doctors of medicine	163	(D)	(D)	(D)	GG
802	Offices and clinics of dentists	52	21 785	6 979	1 513	318
803	Offices and clinics of doctors of osteopathy	1	(D)	(D)	(D)	AA
804	Offices and clinics of other health practitioners	43	(D)	(D)	(D)	CC
805	Nursing and personal care facilities	3	(D)	(D)	(D)	FF
806	Hospitals	2	(D)	(D)	(D)	FF
807, 8, 9	Other health services	33	(D)	(D)	(D)	FF
81	Legal services	104	43 807	13 890	3 129	412
823, 4, 9	Selected educational services	6	(D)	(D)	(D)	BB
83	Social services	37	6 395	2 651	667	341
835	Child day care services	30	(D)	(D)	(D)	EE
832, 3, 6, 9	Other social services	7	(D)	(D)	(D)	BB
87 ex. 8733	Engineering, accounting, research, management, and related services (except noncommercial research organizations)	92	(D)	(D)	(D)	FF
871	Engineering, architectural, and surveying services	19	6 894	3 489	764	120
872	Accounting, auditing, and bookkeeping services	42	14 800	6 692	1 537	262
873 ex. 8733	Research, development, and testing services (except noncommercial research organizations)	2	(D)	(D)	(D)	AA
874	Management and public relations services	29	13 927	4 346	780	192
89	Services, n.e.c.	2	(D)	(D)	(D)	AA

Table 6. Summary Statistics for Firms Subject to Federal Income Tax for Counties With 350 Establishments or More: 1992 — Con.

[Includes only establishments with payroll. For meaning of abbreviations and symbols, see introductory text. For explanation of terms and comparability of 1987 and 1992 censuses, see appendix A. For information on geographic areas followed by ▲, see appendix F]

SIC code	Geographic area and kind of business or operation	Establishments (number)	Receipts (\$1,000)	Annual payroll (\$1,000)	First-quarter payroll (\$1,000)	Paid employees for pay period including March 12 (number)
RICHMOND COUNTY						
	Total	1 415	924 268	384 810	84 601	17 502
70 ex. 704	Hotels, rooming houses, camps, and other lodging places (except membership lodging)	51	44 710	12 346	2 530	1 192
7011	Hotels and motels	48	(D)	(D)	(D)	GG
7011 pt.	Hotels	19	(D)	(D)	(D)	FF
7011 pt.	Motels, motor hotels, and tourist courts	29	(D)	(D)	(D)	EE
702, 3	Other lodging places	3	(D)	(D)	(D)	AA
72	Personal services	140	32 255	11 378	2 890	993
721	Laundry, cleaning, and garment services	48	13 564	4 677	1 181	391
7211	Power laundries, family and commercial*	—	—	—	—	—
7213	Linen supply*	2	(D)	(D)	(D)	BB
7215	Coin-operated laundries and drycleaning	10	(D)	(D)	(D)	BB
7216	Drycleaning plants, except rug cleaning*	22	3 643	1 505	322	149
7217	Carpet and upholstery cleaning	5	491	143	40	15
7218	Industrial laundriers*	2	(D)	(D)	(D)	CC
7212, 9	Other laundry, cleaning, and garment services*	7	(D)	(D)	(D)	BB
722	Photographic studios, portrait	8	(D)	(D)	(D)	BB
723, 4	Beauty and barber shops	53	6 223	2 726	645	223
723	Beauty shops	46	(D)	(D)	(D)	CC
724	Barber shops	7	(D)	(D)	(D)	BB
725	Shoe repair shops and shoeshine parlors	7	(D)	(D)	(D)	AA
726	Funeral service and crematories	7	4 873	1 520	334	76
729	Miscellaneous personal services	17	(D)	(D)	(D)	CC
73	Business services	187	116 763	55 786	12 731	4 621
731	Advertising	13	8 339	1 887	474	67
732	Consumer credit reporting agencies, mercantile reporting agencies, and adjustment and collection agencies	11	(D)	(D)	(D)	CC
733	Mailing, reproduction, commercial art and photography, and stenographic services	9	2 105	719	181	45
734	Services to dwellings and other buildings	46	11 451	4 723	1 076	484
735	Miscellaneous equipment rental and leasing	28	15 987	3 994	871	185
736	Personnel supply services	14	32 305	25 899	5 570	2 179
737	Computer programming, data processing, and other computer related services	20	9 221	2 769	649	92
7371, 2, 3	Computer programming, prepackaged software, and integrated systems	11	3 525	657	134	20
7374, 5, 6	Data processing services	3	(D)	(D)	(D)	BB
7377, 8, 9	Computer rental and leasing, maintenance, and related services, n.e.c.	6	(D)	(D)	(D)	BB
738	Miscellaneous business services	46	(D)	(D)	(D)	GG
75	Automotive repair, services, and parking	138	63 316	15 438	3 663	842
751	Automotive rental and leasing, without drivers	14	(D)	(D)	(D)	CC
752	Automobile parking	3	543	159	27	19
753	Automotive repair shops	104	36 554	11 445	2 721	545
7532	Top, body, and upholstery repair shops and paint shops	24	16 433	5 512	1 384	213
7538	General automotive repair shops	56	13 707	4 002	863	223
7533, 4, 6, 7, 9	Other automotive repair shops	24	6 414	1 931	474	109
754	Automotive services, except repair	17	(D)	(D)	(D)	CC
76	Miscellaneous repair services	48	16 242	5 488	1 353	327
762	Electrical repair shops	15	5 518	2 335	560	142
7622	Radio and television repair shops	5	502	223	60	18
7623, 9	Other electrical and electronic repair shops	10	5 016	2 112	500	124
763	Watch, clock, and jewelry repair	2	(D)	(D)	(D)	BB
764	Reupholstery and furniture repair	8	(D)	(D)	(D)	BB
769	Miscellaneous repair and related services	23	(D)	(D)	(D)	CC
78, 79, 84	Amusement and recreation services, including motion pictures and museums	62	39 073	9 865	2 013	860
781, 2	Motion picture production, distribution, and services	1	(D)	(D)	(D)	AA
783	Motion picture theaters	6	8 195	1 141	216	102
784	Video tape rental	12	3 550	577	131	81
792	Theatrical producers (except motion picture), bands, orchestras, and entertainers	2	(D)	(D)	(D)	AA
793	Bowling centers	3	(D)	(D)	(D)	BB
79 ex. 792, 3, 84	Commercial sports and other amusement and recreation services, including museums	38	22 917	7 180	1 412	582
80	Health services	464	444 648	201 492	42 771	5 782
801	Offices and clinics of doctors of medicine	268	205 833	118 676	23 461	1 777
802	Offices and clinics of dentists	87	28 587	11 093	2 235	454
803	Offices and clinics of doctors of osteopathy	3	753	413	71	8
804	Offices and clinics of other health practitioners	43	10 816	3 637	786	154
805	Nursing and personal care facilities	16	(D)	(D)	(D)	FF
806	Hospitals	2	(D)	(D)	(D)	GG
807, 8, 9	Other health services	45	(D)	(D)	(D)	GG
81	Legal services	137	46 464	20 972	4 694	551
823, 4, 9	Selected educational services	12	(D)	(D)	(D)	CC

Table 6. Summary Statistics for Firms Subject to Federal Income Tax for Counties With 350 Establishments or More: 1992 — Con.

[Includes only establishments with payroll. For meaning of abbreviations and symbols, see introductory text. For explanation of terms and comparability of 1987 and 1992 censuses, see appendix A. For information on geographic areas followed by ▲, see appendix F]

SIC code	Geographic area and kind of business or operation	Establishments (number)	Receipts (\$1,000)	Annual payroll (\$1,000)	First-quarter payroll (\$1,000)	Paid employees for pay period including March 12 (number)
RICHMOND COUNTY — Con.						
83	Social services	34	(D)	(D)	(D)	EE
835	Child day care services	24	5 232	2 296	548	296
832, 3, 6, 9	Other social services	10	(D)	(D)	(D)	BB
87 ex. 8733	Engineering, accounting, research, management, and related services (except noncommercial research organizations)	137	107 900	46 955	10 635	1 780
871	Engineering, architectural, and surveying services	43	(D)	(D)	(D)	EE
872	Accounting, auditing, and bookkeeping services	55	22 455	7 025	1 756	354
873 ex. 8733	Research, development, and testing services (except noncommercial research organizations)	9	(D)	(D)	(D)	BB
874	Management and public relations services	30	61 156	27 272	6 112	1 012
89	Services, n.e.c.	5	(D)	(D)	(D)	AA
ROCKDALE COUNTY						
	Total	398	162 969	61 982	14 269	4 223
70 ex. 704	Hotels, rooming houses, camps, and other lodging places (except membership lodging)	6	4 138	858	194	101
7011	Hotels and motels	5	(D)	(D)	(D)	BB
7011 pt.	Hotels	1	(D)	(D)	(D)	AA
7011 pt.	Motels, motor hotels, and tourist courts	4	(D)	(D)	(D)	BB
702, 3	Other lodging places	1	(D)	(D)	(D)	AA
72	Personal services	38	7 139	2 305	650	199
721	Laundry, cleaning, and garment services	12	2 997	1 067	339	71
7211	Power laundries, family and commercial*	1	(D)	(D)	(D)	AA
7213	Linen supply*	—	—	—	—	—
7215	Coin-operated laundries and drycleaning	1	(D)	(D)	(D)	AA
7216	Drycleaning plants, except rug cleaning*	6	1 951	682	242	39
7217	Carpet and upholstery cleaning	4	(D)	(D)	(D)	AA
7218	Industrial laundriers*	—	—	—	—	—
7212, 9	Other laundry, cleaning, and garment services*	—	—	—	—	—
722	Photographic studios, portrait	3	(D)	(D)	(D)	BB
723, 4	Beauty and barber shops	18	1 837	798	200	83
723	Beauty shops	16	(D)	(D)	(D)	BB
724	Barber shops	2	(D)	(D)	(D)	AA
725	Shoe repair shops and shoeshine parlors	—	—	—	—	—
726	Funeral service and crematories	2	(D)	(D)	(D)	AA
729	Miscellaneous personal services	3	743	111	32	15
73	Business services	83	54 355	25 588	6 127	2 238
731	Advertising	4	(D)	(D)	(D)	AA
732	Consumer credit reporting agencies, mercantile reporting agencies, and adjustment and collection agencies	2	(D)	(D)	(D)	AA
733	Mailing, reproduction, commercial art and photography, and stenographic services	11	1 225	191	31	8
734	Services to dwellings and other buildings	17	5 629	2 184	575	148
735	Miscellaneous equipment rental and leasing	7	2 535	818	183	40
736	Personnel supply services	13	18 356	12 942	3 159	1 496
737	Computer programming, data processing, and other computer related services	9	(D)	(D)	(D)	CC
7371, 2, 3	Computer programming, prepackaged software, and integrated systems	6	(D)	(D)	(D)	CC
7374, 5, 6	Data processing services	1	(D)	(D)	(D)	AA
7377, 8, 9	Computer rental and leasing, maintenance, and related services, n.e.c.	2	(D)	(D)	(D)	BB
738	Miscellaneous business services	20	12 019	4 521	1 100	348
75	Automotive repair, services, and parking	43	12 137	3 134	684	226
751	Automotive rental and leasing, without drivers	2	(D)	(D)	(D)	AA
752	Automobile parking	—	—	—	—	—
753	Automotive repair shops	39	10 392	2 732	625	149
7532	Top, body, and upholstery repair shops and paint shops	8	4 721	1 380	318	72
7538	General automotive repair shops	21	3 774	885	185	48
7533, 4, 6, 7, 9	Other automotive repair shops	10	1 897	467	122	29
754	Automotive services, except repair	2	(D)	(D)	(D)	BB
76	Miscellaneous repair services	25	4 772	1 199	244	57
762	Electrical repair shops	5	781	182	43	10
7622	Radio and television repair shops	—	—	—	—	—
7623, 9	Other electrical and electronic repair shops	5	781	182	43	10
763	Watch, clock, and jewelry repair	1	(D)	(D)	(D)	AA
764	Reupholstery and furniture repair	4	(D)	(D)	(D)	AA
769	Miscellaneous repair and related services	15	2 740	673	155	32

Table 6. Summary Statistics for Firms Subject to Federal Income Tax for Counties With 350 Establishments or More: 1992 — Con.

[Includes only establishments with payroll. For meaning of abbreviations and symbols, see introductory text. For explanation of terms and comparability of 1987 and 1992 censuses, see appendix A. For information on geographic areas followed by ▲, see appendix F]

SIC code	Geographic area and kind of business or operation	Establishments (number)	Receipts (\$1,000)	Annual payroll (\$1,000)	First-quarter payroll (\$1,000)	Paid employees for pay period including March 12 (number)
ROCKDALE COUNTY — Con.						
78, 79, 84	Amusement and recreation services, including motion pictures and museums	20	8 335	1 963	450	205
781, 2	Motion picture production, distribution, and services	1	(D)	(D)	(D)	AA
783	Motion picture theaters	1	(D)	(D)	(D)	AA
784	Video tape rental	4	1 613	268	71	40
792	Theatrical producers (except motion picture), bands, orchestras, and entertainers	—	—	—	—	—
793	Bowling centers	1	(D)	(D)	(D)	BB
79 ex. 792, 3; 84	Commercial sports and other amusement and recreation services, including museums	13	4 027	1 223	262	109
80	Health services	84	48 385	17 901	3 918	640
801	Offices and clinics of doctors of medicine	39	28 596	10 295	2 174	275
802	Offices and clinics of dentists	22	6 705	2 453	537	108
803	Offices and clinics of doctors of osteopathy	—	—	—	—	—
804	Offices and clinics of other health practitioners	17	(D)	(D)	(D)	BB
805	Nursing and personal care facilities	2	(D)	(D)	(D)	CC
806	Hospitals	—	—	—	—	—
807, 8, 9	Other health services	4	(D)	(D)	(D)	AA
81	Legal services	22	6 724	2 024	345	83
823, 4, 9	Selected educational services	2	(D)	(D)	(D)	AA
83	Social services	27	6 017	2 619	623	286
835	Child day care services	22	4 213	2 011	527	259
832, 3, 6, 9	Other social services	5	1 804	608	96	27
87 ex. 8733	Engineering, accounting, research, management, and related services (except noncommercial research organizations)	47	10 687	4 250	1 006	176
871	Engineering, architectural, and surveying services	11	3 690	1 103	269	49
872	Accounting, auditing, and bookkeeping services	21	4 299	2 016	427	68
873 ex. 87333	Research, development, and testing services (except noncommercial research organizations)	2	(D)	(D)	(D)	AA
874	Management and public relations services	13	(D)	(D)	(D)	BB
89	Services, n.e.c.	1	(D)	(D)	(D)	AA
WHITFIELD COUNTY						
	Total	477	205 873	83 196	17 151	4 208
70 ex. 704	Hotels, rooming houses, camps, and other lodging places (except membership lodging)	9	6 833	1 367	318	137
7011	Hotels and motels	9	6 833	1 367	318	137
7011 pt.	Hotels	1	(D)	(D)	(D)	BB
7011 pt.	Motels, motor hotels, and tourist courts	8	(D)	(D)	(D)	CC
702, 3	Other lodging places	—	—	—	—	—
72	Personal services	68	11 353	3 589	791	303
721	Laundry, cleaning, and garment services	23	5 436	1 761	407	158
7211	Power laundries, family and commercial*	2	(D)	(D)	(D)	AA
7213	Linen supply*	1	(D)	(D)	(D)	BB
7215	Coin-operated laundries and drycleaning	2	(D)	(D)	(D)	AA
7216	Drycleaning plants, except rug cleaning*	13	2 826	918	208	77
7217	Carpet and upholstery cleaning	3	(D)	(D)	(D)	AA
7218	Industrial laundriers*	—	—	—	—	—
7212, 9	Other laundry, cleaning, and garment services*	2	(D)	(D)	(D)	AA
722	Photographic studios, portrait	6	877	136	43	21
723, 4	Beauty and barber shops	22	2 097	779	197	73
723	Beauty shops	19	1 936	735	187	68
724	Barber shops	3	161	44	10	5
725	Shoe repair shops and shoeshine parlors	—	—	—	—	—
726	Funeral service and crematories	4	2 184	785	106	22
729	Miscellaneous personal services	13	759	128	38	29
73	Business services	92	37 417	18 090	3 584	1 655
731	Advertising	4	(D)	(D)	(D)	BB
732	Consumer credit reporting agencies, mercantile reporting agencies, and adjustment and collection agencies	4	1 468	562	131	35
733	Mailing, reproduction, commercial art and photography, and stenographic services	9	2 106	535	63	15
734	Services to dwellings and other buildings	18	3 367	1 116	260	115
735	Miscellaneous equipment rental and leasing	15	5 165	1 335	293	62
736	Personnel supply services	13	13 992	10 105	2 054	1 265
737	Computer programming, data processing, and other computer related services	12	7 061	3 332	543	86
7371, 2, 3	Computer programming, prepackaged software, and integrated systems	7	4 674	2 596	356	50
7374, 5, 6	Data processing services	2	(D)	(D)	(D)	BB
7377, 8, 9	Computer rental and leasing, maintenance, and related services, n.e.c.	3	(D)	(D)	(D)	AA
738	Miscellaneous business services	17	(D)	(D)	(D)	BB

Table 6. Summary Statistics for Firms Subject to Federal Income Tax for Counties With 350 Establishments or More: 1992 — Con.

[Includes only establishments with payroll. For meaning of abbreviations and symbols, see introductory text. For explanation of terms and comparability of 1987 and 1992 censuses, see appendix A. For information on geographic areas followed by ▲, see appendix F]

SIC code	Geographic area and kind of business or operation	Establishments (number)	Receipts (\$1,000)	Annual payroll (\$1,000)	First-quarter payroll (\$1,000)	Paid employees for pay period including March 12 (number)
	WHITFIELD COUNTY — Con.					
75	Automotive repair, services, and parking	40	20 313	5 342	1 369	251
751	Automotive rental and leasing, without drivers	8	10 309	1 954	410	71
752	Automobile parking	—	—	—	—	—
753	Automotive repair shops	26	7 785	2 031	619	98
7532	Top, body, and upholstery repair shops and paint shops	6	2 206	792	322	29
7538	General automotive repair shops	16	4 610	1 075	249	56
7533, 4, 6, 7, 9	Other automotive repair shops	4	969	164	48	13
754	Automotive services, except repair	6	2 219	1 357	340	82
76	Miscellaneous repair services	30	10 486	2 948	595	145
762	Electrical repair shops	8	2 061	744	133	34
7622	Radio and television repair shops	3	170	51	14	6
7623, 9	Other electrical and electronic repair shops	5	1 891	693	119	28
763	Watch, clock, and jewelry repair	1	(D)	(D)	(D)	AA
764	Reupholstery and furniture repair	—	—	—	—	—
769	Miscellaneous repair and related services	21	(D)	(D)	(D)	CC
78, 79, 84	Amusement and recreation services, including motion pictures and museums	27	6 820	1 338	306	130
781, 2	Motion picture production, distribution, and services	3	(D)	(D)	(D)	AA
783	Motion picture theaters	2	(D)	(D)	(D)	BB
784	Video tape rental	10	2 923	374	93	54
792	Theatrical producers (except motion picture), bands, orchestras, and entertainers	—	—	—	—	—
793	Bowling centers	1	(D)	(D)	(D)	AA
79 ex. 792, 3; 84	Commercial sports and other amusement and recreation services, including museums	11	1 744	458	92	31
80	Health services	97	70 015	31 880	6 331	937
801	Offices and clinics of doctors of medicine	55	48 351	24 035	4 499	450
802	Offices and clinics of dentists	22	7 983	2 631	623	129
803	Offices and clinics of doctors of osteopathy	—	—	—	—	—
804	Offices and clinics of other health practitioners	12	1 878	879	195	34
805	Nursing and personal care facilities	3	(D)	(D)	(D)	EE
806	Hospitals	—	—	—	—	—
807, 8, 9	Other health services	5	(D)	(D)	(D)	BB
81	Legal services	26	12 693	4 616	938	144
823, 4, 9	Selected educational services	2	(D)	(D)	(D)	AA
83	Social services	17	1 974	827	229	65
835	Child day care services	7	397	113	31	23
832, 3, 6, 9	Other social services	10	1 577	714	198	42
87 ex. 8733	Engineering, accounting, research, management, and related services (except noncommercial research organizations)	67	27 222	12 854	2 605	430
871	Engineering, architectural, and surveying services	16	4 956	1 746	419	102
872	Accounting, auditing, and bookkeeping services	27	10 025	3 996	880	167
873 ex. 8733	Research, development, and testing services (except noncommercial research organizations)	5	3 385	1 595	329	45
874	Management and public relations services	19	8 856	5 517	977	116
89	Services, n.e.c.	2	(D)	(D)	(D)	AA

Table 7a. Summary Statistics for Firms Subject to Federal Income Tax for Metropolitan Areas: 1992

[Includes only establishments with payroll. For meaning of abbreviations and symbols, see introductory text. For explanation of terms and comparability of 1987 and 1992 censuses, see appendix A. For definitions of CMSA's, MSA's, and PMSA's, see appendix D]

SIC code	Geographic area and kind of business or operation	Establishments (number)	Receipts (\$1,000)	Annual payroll (\$1,000)	First-quarter payroll (\$1,000)	Paid employees for pay period including March 12 (number)
ALBANY, GA MSA						
	Total	728	415 087	163 658	35 665	7 951
70 ex. 704	Hotels, rooming houses, camps, and other lodging places (except membership lodging)	18	(D)	(D)	(D)	EE
7011	Hotels and motels	17	12 547	3 503	815	365
7011 pt.	Hotels	7	(D)	(D)	(D)	CC
7011 pt.	Motels, motor hotels, and tourist courts	10	(D)	(D)	(D)	CC
702, 3	Other lodging places	1	(D)	(D)	(D)	AA
72	Personal services	83	27 546	9 513	2 308	807
721	Laundry, cleaning, and garment services	35	19 747	7 039	1 659	507
7211	Power laundries, family and commercial*	1	(D)	(D)	(D)	AA
7213	Linen supply*	1	(D)	(D)	(D)	CC
7215	Coin-operated laundries and drycleaning	3	(D)	(D)	(D)	AA
7216	Drycleaning plants, except rug cleaning*	20	3 258	1 227	274	137
7217	Carpet and upholstery cleaning	5	(D)	(D)	(D)	BB
7218	Industrial laundriers*	3	8 964	3 248	742	183
7212, 9	Other laundry, cleaning, and garment services*	2	(D)	(D)	(D)	AA
722	Photographic studios, portrait	6	1 067	258	67	23
723, 4	Beauty and barber shops	25	2 415	954	192	99
723	Beauty shops	23	(D)	(D)	(D)	BB
724	Barber shops	2	(D)	(D)	(D)	AA
725	Shoe repair shops and shoeshine parlors	—	—	—	—	—
726	Funeral service and crematories	6	2 724	598	146	32
729	Miscellaneous personal services	11	1 593	664	244	146
73	Business services	105	42 849	17 508	3 702	1 653
731	Advertising	3	(D)	(D)	(D)	AA
732	Consumer credit reporting agencies, mercantile reporting agencies, and adjustment and collection agencies	3	(D)	(D)	(D)	BB
733	Mailing, reproduction, commercial art and photography, and stenographic services	10	2 810	660	158	49
734	Services to dwellings and other buildings	23	8 818	3 494	873	530
735	Miscellaneous equipment rental and leasing	16	7 481	1 868	423	91
736	Personnel supply services	11	6 915	4 813	825	440
737	Computer programming, data processing, and other computer related services	8	(D)	(D)	(D)	BB
7371, 2, 3	Computer programming, prepackaged software, and integrated systems	5	2 875	1 750	373	45
7374, 5, 6	Data processing services	2	(D)	(D)	(D)	BB
7377, 8, 9	Computer rental and leasing, maintenance, and related services, n.e.c.	1	(D)	(D)	(D)	AA
738	Miscellaneous business services	31	(D)	(D)	(D)	EE
75	Automotive repair, services, and parking	85	49 255	9 954	2 471	630
751	Automotive rental and leasing, without drivers	12	24 396	3 004	762	152
752	Automobile parking	—	—	—	—	—
753	Automotive repair shops	61	22 067	6 070	1 493	338
7532	Top, body, and upholstery repair shops and paint shops	16	6 409	2 224	539	109
7538	General automotive repair shops	27	11 037	2 554	636	150
7533, 4, 6, 7, 9	Other automotive repair shops	18	4 621	1 292	318	79
754	Automotive services, except repair	12	2 792	880	216	140
76	Miscellaneous repair services	32	13 224	4 579	1 188	211
762	Electrical repair shops	12	6 005	2 469	668	101
7622	Radio and television repair shops	1	(D)	(D)	(D)	AA
7623, 9	Other electrical and electronic repair shops	11	(D)	(D)	(D)	BB
763	Watch, clock, and jewelry repair	1	(D)	(D)	(D)	AA
764	Reupholstery and furniture repair	2	(D)	(D)	(D)	AA
769	Miscellaneous repair and related services	17	(D)	(D)	(D)	BB
78, 79, 84	Amusement and recreation services, including motion pictures and museums	33	8 745	1 665	358	257
781, 2	Motion picture production, distribution, and services	—	—	—	—	—
783	Motion picture theaters	1	(D)	(D)	(D)	AA
784	Video tape rental	7	(D)	(D)	(D)	BB
792	Theatrical producers (except motion picture), bands, orchestras, and entertainers	—	—	—	—	—
793	Bowling centers	1	(D)	(D)	(D)	BB
79 ex. 792, 3, 84	Commercial sports and other amusement and recreation services, including museums	24	6 427	1 177	259	188
80	Health services	190	174 320	80 640	16 148	2 421
801	Offices and clinics of doctors of medicine	94	79 342	47 181	8 617	711
802	Offices and clinics of dentists	38	14 622	6 428	1 215	234
803	Offices and clinics of doctors of osteopathy	2	(D)	(D)	(D)	AA
804	Offices and clinics of other health practitioners	24	8 319	2 323	480	119
805	Nursing and personal care facilities	9	(D)	(D)	(D)	EE
806	Hospitals	1	(D)	(D)	(D)	FF
807, 8, 9	Other health services	22	(D)	(D)	(D)	EE
81	Legal services	69	23 637	7 746	1 824	299
823, 4, 9	Selected educational services	6	(D)	(D)	(D)	CC

Table 7a. Summary Statistics for Firms Subject to Federal Income Tax for Metropolitan Areas: 1992—Con.

[Includes only establishments with payroll. For meaning of abbreviations and symbols, see introductory text. For explanation of terms and comparability of 1987 and 1992 censuses, see appendix A. For definitions of CMSA's, MSA's, and PMSA's, see appendix D]

SIC code	Geographic area and kind of business or operation	Establishments (number)	Receipts (\$1,000)	Annual payroll (\$1,000)	First-quarter payroll (\$1,000)	Paid employees for pay period including March 12 (number)
ALBANY, GA MSA—Con.						
83	Social services	36	18 910	7 533	1 747	578
835	Child day care services	25	(D)	(D)	(D)	CC
832, 3, 6, 9	Other social services	11	(D)	(D)	(D)	EE
87 ex. 8733	Engineering, accounting, research, management, and related services (except noncommercial research organizations)	65	33 956	16 669	3 992	515
871	Engineering, architectural, and surveying services	24	18 051	11 495	2 712	292
872	Accounting, auditing, and bookkeeping services	26	11 217	3 565	909	161
873 ex. 8733	Research, development, and testing services (except noncommercial research organizations)	2	(D)	(D)	(D)	AA
874	Management and public relations services	13	(D)	(D)	(D)	BB
89	Services, n.e.c.	6	(D)	(D)	(D)	BB
ATHENS, GA MSA						
	Total	873	373 726	158 131	36 816	7 528
70 ex. 704	Hotels, rooming houses, camps, and other lodging places (except membership lodging)	15	14 687	3 871	849	392
7011	Hotels and motels	15	14 687	3 871	849	392
7011 pt.	Hotels	5	(D)	(D)	(D)	CC
7011 pt.	Motels, motor hotels, and tourist courts	10	(D)	(D)	(D)	CC
702, 3	Other lodging places	—	—	—	—	—
72	Personal services	110	21 992	7 923	1 956	825
721	Laundry, cleaning, and garment services	36	11 150	4 051	901	350
7211	Power laundries, family and commercial*	2	(D)	(D)	(D)	BB
7213	Linen supply*	1	(D)	(D)	(D)	AA
7215	Coin-operated laundries and drycleaning	8	860	159	34	29
7216	Drycleaning plants, except rug cleaning*	14	3 205	1 078	243	119
7217	Carpet and upholstery cleaning	5	564	149	35	12
7218	Industrial launderers*	3	4 742	1 758	409	119
7212, 9	Other laundry, cleaning, and garment services*	3	(D)	(D)	(D)	AA
722	Photographic studios, portrait	8	1 510	352	81	30
723, 4	Beauty and barber shops	51	5 971	2 397	613	258
723	Beauty shops	47	5 499	2 184	551	236
724	Barber shops	4	472	213	62	22
725	Shoe repair shops and shoeshine parlors	3	250	42	11	5
726	Funeral service and crematories	5	2 273	646	177	38
729	Miscellaneous personal services	7	838	435	173	144
73	Business services	112	56 028	26 005	5 053	2 287
731	Advertising	9	5 128	1 512	316	141
732	Consumer credit reporting agencies, mercantile reporting agencies, and adjustment and collection agencies	2	(D)	(D)	(D)	BB
733	Mailing, reproduction, commercial art and photography, and stenographic services	13	4 679	1 316	305	106
734	Services to dwellings and other buildings	27	10 571	4 980	1 130	368
735	Miscellaneous equipment rental and leasing	12	4 884	1 372	287	62
736	Personnel supply services	12	16 797	11 178	2 103	1 381
737	Computer programming, data processing, and other computer related services	14	(D)	(D)	(D)	BB
7371, 2, 3	Computer programming, prepackaged software, and integrated systems	8	2 432	1 181	251	45
7374, 5, 6	Data processing services	2	(D)	(D)	(D)	AA
7377, 8, 9	Computer rental and leasing, maintenance, and related services, n.e.c.	4	(D)	(D)	(D)	AA
738	Miscellaneous business services	23	(D)	(D)	(D)	CC
75	Automotive repair, services, and parking	86	22 914	5 486	1 352	405
751	Automotive rental and leasing, without drivers	7	(D)	(D)	(D)	BB
752	Automobile parking	1	(D)	(D)	(D)	AA
753	Automotive repair shops	65	17 728	4 133	1 040	260
7532	Top, body, and upholstery repair shops and paint shops	23	7 649	1 464	421	113
7538	General automotive repair shops	28	6 169	1 615	370	75
7533, 4, 6, 7, 9	Other automotive repair shops	14	3 910	1 054	249	72
754	Automotive services, except repair	13	3 067	848	193	109
76	Miscellaneous repair services	38	7 908	2 341	555	139
762	Electrical repair shops	10	1 635	789	174	42
7622	Radio and television repair shops	1	(D)	(D)	(D)	AA
7623, 9	Other electrical and electronic repair shops	9	(D)	(D)	(D)	BB
763	Watch, clock, and jewelry repair	—	—	—	—	—
764	Reupholstery and furniture repair	7	833	245	56	16
769	Miscellaneous repair and related services	21	5 440	1 307	325	81

Table 7a. Summary Statistics for Firms Subject to Federal Income Tax for Metropolitan Areas: 1992—Con.

[Includes only establishments with payroll. For meaning of abbreviations and symbols, see introductory text. For explanation of terms and comparability of 1987 and 1992 censuses, see appendix A. For definitions of CMSA's, MSA's, and PMSA's, see appendix D]

SIC code	Geographic area and kind of business or operation	Establishments (number)	Receipts (\$1,000)	Annual payroll (\$1,000)	First-quarter payroll (\$1,000)	Paid employees for pay period including March 12 (number)
ATHENS, GA MSA—Con.						
78, 79, 84	Amusement and recreation services, including motion pictures and museums -----	60	27 650	12 206	6 003	399
781, 2	Motion picture production, distribution, and services -----	5	(D)	(D)	(D)	AA
783	Motion picture theaters -----	6	3 484	521	127	81
784	Video tape rental -----	9	1 356	239	34	29
792	Theatrical producers (except motion picture), bands, orchestras, and entertainers -----	5	(D)	(D)	(D)	BB
793	Bowling centers -----	—	—	—	—	—
79 ex. 792, 3, 84	Commercial sports and other amusement and recreation services, including museums -----	35	8 872	2 212	472	246
80	Health services -----	238	153 220	73 806	15 059	1 816
801	Offices and clinics of doctors of medicine -----	129	96 788	52 554	9 917	745
802	Offices and clinics of dentists -----	47	18 200	7 157	1 593	274
803	Offices and clinics of doctors of osteopathy -----	—	—	—	—	—
804	Offices and clinics of other health practitioners -----	35	9 870	3 935	1 082	145
805	Nursing and personal care facilities -----	4	7 487	3 176	793	320
806	Hospitals -----	1	(D)	(D)	(D)	CC
807, 8, 9	Other health services -----	22	(D)	(D)	(D)	CC
81	Legal services -----	61	27 812	9 414	2 089	333
823, 4, 9	Selected educational services -----	7	(D)	(D)	(D)	BB
83	Social services -----	45	8 624	3 764	879	392
835	Child day care services -----	32	5 348	2 345	571	315
832, 3, 6, 9	Other social services -----	13	3 276	1 419	308	77
87 ex. 8733	Engineering, accounting, research, management, and related services (except noncommercial research organizations) -----	96	25 692	10 623	2 406	452
871	Engineering, architectural, and surveying services -----	16	5 844	3 069	782	105
872	Accounting, auditing, and bookkeeping services -----	40	7 329	2 809	643	140
873 ex. 8733	Research, development, and testing services (except noncommercial research organizations) -----	8	4 719	1 611	309	92
874	Management and public relations services -----	32	7 800	3 134	672	115
89	Services, n.e.c. -----	5	(D)	(D)	(D)	BB
ATLANTA, GA MSA						
	Total -----	27 879	22 228 313	8 150 728	1 848 864	328 291
70 ex. 704	Hotels, rooming houses, camps, and other lodging places (except membership lodging) -----	450	969 657	280 707	70 289	21 864
7011	Hotels and motels -----	434	966 084	279 952	70 113	21 786
7011 pt.	Hotels -----	228	840 935	249 078	62 985	18 770
7011 pt.	Hotels, 25 guestrooms or more -----	209	838 059	248 208	62 781	18 702
7011 pt.	Hotels, less than 25 guestrooms -----	19	2 876	870	204	68
7011 pt.	Motels, motor hotels, and tourist courts -----	206	125 149	30 874	7 128	3 016
7011 pt.	Motels, tourist courts -----	173	90 376	21 656	4 803	2 272
7011 pt.	Motor hotels -----	33	34 773	9 218	2 325	744
702, 3	Other lodging places -----	16	3 573	755	176	78
702	Rooming and boarding houses -----	7	1 257	375	90	42
703	Camps and recreational vehicle parks -----	9	2 316	380	86	36
7032	Sporting and recreational camps -----	—	—	—	—	—
7033	Recreational vehicle parks and campsites -----	9	2 316	380	86	36
72	Personal services -----	2 616	651 857	222 171	53 347	17 604
721	Laundry, cleaning, and garment services -----	950	284 802	90 737	21 826	6 902
7211	Power laundries, family and commercial* -----	27	7 961	2 848	708	221
7213	Linen supply* -----	17	26 299	9 257	2 204	508
7215	Coin-operated laundries and drycleaning -----	160	29 409	5 776	1 394	560
7215 pt.	Coin-operated laundries and drycleaning stores -----	151	16 945	3 899	973	459
7215 pt.	Coin-operated laundry routes -----	9	12 464	1 877	421	101
7216	Drycleaning plants, except rug cleaning* -----	497	104 698	35 969	8 425	3 253
7217	Carpet and upholstery cleaning -----	98	30 416	8 359	1 871	670
7218	Industrial launderers* -----	21	68 939	23 165	5 966	1 174
7212, 9	Other laundry, cleaning, and garment services* -----	130	17 080	5 363	1 258	516
7212	Garment pressing, and agents for laundries and drycleaners -----	60	7 965	2 081	496	208
7219	Laundry and garment services, n.e.c.* -----	70	9 115	3 282	762	308
722	Photographic studios, portrait -----	159	56 083	16 119	3 113	926
723, 4	Beauty and barber shops -----	1 035	151 659	68 510	16 370	5 322
723	Beauty shops -----	982	147 199	66 529	15 918	5 180
724	Barber shops -----	53	4 460	1 981	452	142
725	Shoe repair shops and shoeshine parlors -----	53	5 066	1 154	264	83
726	Funeral service and crematories -----	112	67 573	18 002	4 402	854
729	Miscellaneous personal services -----	307	86 674	27 649	7 372	3 517
7291	Tax return preparation services -----	102	18 877	8 577	3 121	1 843
7299	Miscellaneous personal services, n.e.c. -----	205	67 797	19 072	4 251	1 674
7299 pt.	Massage parlors, tanning salons, and saunas -----	52	4 968	1 228	269	217
7299 pt.	Other personal services -----	153	62 829	17 844	3 982	1 457
7299 pt.	Diet and weight reducing services -----	51	25 311	6 428	1 474	729
7299 pt.	Formal wear rental -----	21	6 051	1 649	358	138
7299 pt.	Other personal services, n.e.c. -----	81	31 467	9 767	2 150	590

Table 7a. Summary Statistics for Firms Subject to Federal Income Tax for Metropolitan Areas: 1992 – Con.

[Includes only establishments with payroll. For meaning of abbreviations and symbols, see introductory text. For explanation of terms and comparability of 1987 and 1992 censuses, see appendix A. For definitions of CMSA's, MSA's, and PMSA's, see appendix D]

SIC code	Geographic area and kind of business or operation	Establishments (number)	Receipts (\$1,000)	Annual payroll (\$1,000)	First-quarter payroll (\$1,000)	Paid employees for pay period including March 12 (number)
ATLANTA, GA MSA – Con.						
73	Business services -----	6 372	6 718 536	2 503 894	586 692	121 239
731	Advertising -----	407	369 626	135 212	31 631	4 938
7311	Advertising agencies -----	296	251 515	99 544	23 685	2 562
7312	Outdoor advertising services -----	20	37 636	7 205	1 651	255
7313	Radio, television, publishers' advertising representatives -----	48	38 239	13 179	3 113	270
7313 pt.	Radio, television advertising representatives -----	21	24 584	8 670	2 037	165
7313 pt.	Publishers' advertising representatives -----	27	13 655	4 509	1 076	105
7319	Advertising, n.e.c. -----	43	42 236	15 284	3 182	1 851
732	Consumer credit reporting agencies, mercantile reporting agencies, and adjustment and collection agencies -----	165	276 483	77 809	17 757	3 201
7322	Adjustment and collection services -----	135	133 072	55 851	12 426	2 374
7323	Credit reporting services -----	30	143 411	21 958	5 331	827
733	Mailing, reproduction, commercial art and photography, and stenographic services -----	658	369 071	113 805	26 476	4 673
7331	Direct mail advertising services -----	82	118 780	28 694	6 668	1 179
7331 pt.	Mailing list compilers, brokers, and managers -----	20	(D)	(D)	(D)	CC
7331 pt.	Direct mail advertising services, except mailing list services -----	62	(D)	(D)	(D)	FF
7334	Photocopying and duplicating services -----	77	74 028	26 975	6 035	1 305
7334 pt.	Blueprinting and duplicating services -----	73	(D)	(D)	(D)	GG
7334 pt.	Duplicating services, except printing and photocopying -----	4	(D)	(D)	(D)	AA
7335, 6	Commercial photography, art, and graphics -----	371	137 401	41 150	9 402	1 449
7335	Commercial photography -----	88	41 570	10 364	2 310	379
7336	Commercial art and graphic design -----	283	95 831	30 786	7 092	1 070
7336 pt.	Commercial art -----	48	6 848	2 513	590	83
7336 pt.	Graphic arts and related design -----	235	88 983	28 273	6 502	987
7338	Secretarial and court reporting services -----	128	38 862	16 986	4 371	740
734	Services to dwellings and other buildings -----	863	346 094	149 910	34 157	13 682
7342	Disinfecting and pest control services -----	218	102 661	41 708	9 411	1 897
7349	Building cleaning and maintenance services, n.e.c. -----	645	243 433	108 202	24 746	11 785
735	Miscellaneous equipment rental and leasing -----	406	353 836	83 078	19 615	3 424
7352	Medical equipment rental and leasing -----	38	29 284	9 761	2 284	366
7353	Heavy construction equipment rental and leasing -----	60	46 876	11 422	2 704	449
7353 pt.	Rental and leasing of heavy construction equipment without operators -----	45	38 123	8 301	2 011	326
7353 pt.	Rental and leasing of heavy construction equipment with operators -----	15	8 753	3 121	693	123
7359	Equipment rental and leasing, n.e.c. -----	308	277 676	61 895	14 627	2 609
7359 pt.	Equipment rental -----	274	236 095	48 442	11 732	2 170
7359 pt.	Rent-to-own -----	72	32 524	6 784	1 682	328
7359 pt.	Equipment rental, except rent-to-own -----	202	203 571	41 658	10 050	1 842
7359 pt.	Equipment leasing, except finance leasing -----	34	41 581	13 453	2 895	439
736	Personnel supply services -----	839	868 448	544 276	116 019	44 778
7361	Employment agencies -----	327	135 626	66 124	14 357	3 805
7363	Help supply services -----	512	732 822	478 152	101 662	40 973
7363 pt.	Temporary help supply -----	471	604 137	379 339	84 391	35 679
7363 pt.	Help supply, except temporary -----	41	128 685	98 813	17 271	5 294
7363 pt.	Employee leasing -----	29	53 420	43 854	7 039	1 790
7363 pt.	Other help supply services -----	12	75 265	54 959	10 232	3 504
737	Computer programming, data processing, and other computer related services -----	1 585	3 038 902	1 040 140	255 023	26 060
7371, 2, 3	Computer programming, prepackaged software, and integrated systems -----	1 032	1 825 495	657 193	156 453	14 288
7371	Computer programming services -----	664	644 274	290 559	70 474	6 243
7372	Prepackaged software -----	228	659 371	244 168	57 805	5 113
7373	Computer integrated systems -----	140	521 850	122 466	28 174	2 932
7374, 5, 6	Data processing services -----	174	819 964	255 410	68 514	8 535
7374, 5	Computer processing, information retrieval -----	163	(D)	(D)	(D)	II
7374	Computer processing and data preparation and processing services -----	141	(D)	(D)	(D)	II
7375	Information retrieval services -----	22	(D)	(D)	(D)	GG
7376	Computer facilities management services -----	11	(D)	(D)	(D)	CC
7377, 8, 9	Computer rental and leasing, maintenance, and related services, n.e.c. -----	379	393 443	127 537	30 056	3 237
7377	Computer rental and leasing -----	26	(D)	(D)	(D)	FF
7378	Computer maintenance and repair -----	112	171 461	48 576	12 179	1 318
7379	Computer related services, n.e.c. -----	241	(D)	(D)	(D)	GG
7379 pt.	Computer consultants -----	192	83 098	35 155	8 161	877
7379 pt.	Miscellaneous computer services, n.e.c. -----	49	(D)	(D)	(D)	EE
738	Miscellaneous business services -----	1 449	1 096 076	359 664	86 014	20 483
7381, 2	Detective agencies and protective services -----	266	259 298	143 698	35 681	10 760
7381	Detective, guard, and armored car services -----	203	177 914	115 629	28 076	9 592
7381 pt.	Detective agencies and guard services -----	191	158 930	105 914	25 637	9 075
7381 pt.	Armored car services -----	12	18 984	9 715	2 439	517
7382	Security systems services -----	63	81 384	28 069	7 605	1 168
7383	News syndicates -----	7	(D)	(D)	(D)	BB
7384	Photofinishing laboratories* -----	153	76 150	22 835	5 523	1 196
7384 pt.	Photofinishing laboratories, except "one-hour" (mini) labs* -----	86	66 287	19 903	4 828	960
7384 pt.	One-hour (mini) photofinishing* -----	67	9 863	2 932	695	236
7389	Business services, n.e.c. -----	1 023	(D)	(D)	(D)	II
7389 pt.	Sign painting shops -----	50	15 230	4 476	823	195
7389 pt.	Interior designing -----	162	82 199	23 908	5 622	678
7389 pt.	Telephone answering services -----	54	17 587	7 002	1 841	539
7389 pt.	Other business services -----	757	(D)	(D)	(D)	II
7389 pt.	Water softening and conditioning services -----	14	(D)	(D)	(D)	BB
7389 pt.	Packaging and labeling services -----	33	23 206	7 420	1 622	413
7389 pt.	Trading stamp services -----	3	(D)	(D)	(D)	BB
7389 pt.	Miscellaneous business services -----	707	598 930	143 502	33 397	6 481
7389 pt.	Convention and trade show services -----	69	96 257	34 633	8 677	1 194
7389 pt.	Private mail centers -----	50	12 969	2 059	494	141
7389 pt.	Miscellaneous business services, n.e.c. -----	588	489 704	106 810	24 226	5 146

Table 7a. Summary Statistics for Firms Subject to Federal Income Tax for Metropolitan Areas: 1992 — Con.

[Includes only establishments with payroll. For meaning of abbreviations and symbols, see introductory text. For explanation of terms and comparability of 1987 and 1992 censuses, see appendix A. For definitions of CMSA's, MSA's, and PMSA's, see appendix D]

SIC code	Geographic area and kind of business or operation	Establishments (number)	Receipts (\$1,000)	Annual payroll (\$1,000)	First-quarter payroll (\$1,000)	Paid employees for pay period including March 12 (number)
ATLANTA, GA MSA — Con.						
75	Automotive repair, services, and parking	2 340	1 159 594	248 426	59 589	14 074
751	Automotive rental and leasing, without drivers	164	441 201	57 532	13 493	3 270
7513	Truck rental and leasing, without drivers	76	(D)	(D)	(D)	FF
7513 pt.	Truck rental, without drivers	38	121 543	12 141	2 889	533
7513 pt.	Truck leasing, except finance leasing	38	(D)	(D)	(D)	EE
7514, 5	Passenger car rental and leasing	83	264 450	36 552	8 404	2 374
7514	Passenger car rental	66	229 246	32 501	7 169	2 271
7515	Passenger car leasing	17	35 204	4 051	1 235	103
7519	Utility trailer and recreational vehicle rental	5	(D)	(D)	(D)	BB
752	Automobile parking	271	101 450	14 225	3 491	1 258
7521 pt.	Parking lots	187	23 205	3 936	938	437
7521 pt.	Parking structures	84	78 245	10 289	2 553	821
753	Automotive repair shops	1 579	529 539	148 993	35 506	6 752
7532	Top, body, and upholstery repair shops and paint shops	357	126 811	37 836	9 264	1 717
7532 pt.	Top and body repair shops	315	110 325	32 147	7 960	1 461
7532 pt.	Paint shops	42	16 486	5 689	1 304	256
7538	General automotive repair shops	809	253 906	71 535	16 821	3 141
7538 pt.	General automotive repair shops, except diesel	731	225 012	62 345	14 592	2 767
7538 pt.	Diesel repair shops	78	28 894	9 190	2 229	374
7533, 4, 6, 7, 9	Other automotive repair shops	413	148 822	39 622	9 421	1 894
7533	Automotive exhaust system repair shops	61	22 699	5 047	1 128	263
7534	Tire retreading and repair shops	32	20 842	4 155	978	212
7536	Automotive glass replacement shops	45	17 347	5 150	1 154	213
7537	Automotive transmission repair shops	105	33 466	9 347	2 299	416
7539	Automotive repair shops, n.e.c.	170	54 468	15 923	3 862	790
7539 pt.	Radiator repair	24	6 895	1 857	443	97
7539 pt.	Brake, front end, and wheel alignment	62	22 150	5 984	1 517	291
7539 pt.	Automotive electrical and fuel system services	66	18 035	5 332	1 490	322
7539 pt.	Carburetor repair shops	46	13 630	4 030	1 167	244
7539 pt.	Automotive electrical repair shops	20	4 405	1 302	323	78
7539 pt.	Other automotive repair shops, n.e.c.	18	7 388	2 750	412	80
754	Automotive services, except repair	326	87 404	27 676	7 099	2 794
7542	Carwashes	151	32 302	11 071	2 591	1 538
7549	Automotive services, except repair and carwashes	175	55 102	16 605	4 508	1 256
7549 pt.	Lubrication shops	82	26 627	7 151	1 748	629
7549 pt.	Other automotive services	93	28 475	9 454	2 760	627
7549 pt.	Towing services	73	23 489	7 791	1 950	453
7549 pt.	Other automotive services, n.e.c.	20	4 986	1 663	810	174
76	Miscellaneous repair services	974	561 588	185 489	43 613	7 123
762	Electrical repair shops	290	272 129	101 848	23 917	3 626
7622	Radio and television repair shops	63	25 884	11 842	2 853	479
7623, 9	Other electrical and electronic repair shops	227	246 245	90 006	21 064	3 147
7623	Refrigeration and air-conditioning service and repair shops	57	64 054	17 791	4 151	721
7629	Electrical and electronic repair shops, n.e.c.	170	182 191	72 215	16 913	2 426
763	Watch, clock, and jewelry repair	32	7 823	3 036	723	142
764	Reupholstery and furniture repair	100	19 736	6 896	1 695	407
769	Miscellaneous repair and related services	552	261 900	73 709	17 278	2 948
7692	Welding repair	38	12 326	4 130	1 012	179
7694	Armature rewinding shops	28	61 329	15 767	3 667	500
7699	Repair shops and related services, n.e.c.	486	188 245	53 812	12 599	2 269
7699 pt.	Farm machinery and equipment repair	7	3 441	801	164	34
7699 pt.	Lawnmower and other small gasoline engine repair	37	8 938	1 668	377	106
7699 pt.	Sewer and septic tank cleaning services	18	12 464	4 052	914	173
7699 pt.	Other repair and related services, n.e.c.	424	163 402	47 291	11 144	1 956
78, 79, 84	Amusement and recreation services, including motion pictures and museums	1 283	1 296 152	319 538	59 221	16 087
781, 2	Motion picture production, distribution, and services	170	611 340	59 807	13 885	2 833
7812 pt.	Motion picture production, except for television	64	51 950	9 402	2 179	289
7812 pt.	Motion picture and tape production for television	28	(D)	(D)	(D)	CC
7819	Services allied to motion picture production	47	73 160	30 109	7 026	1 981
7822 pt.	Motion picture film and tape distributors	25	413 504	9 782	2 423	308
7822 pt.	Motion picture film exchanges	17	312 186	5 875	1 451	178
7822 pt.	Video tape wholesalers	8	101 318	3 907	972	130
7822 pt.	Film and tape distribution for television	5	(D)	(D)	(D)	CC
7829	Services allied to motion picture distribution	1	(D)	(D)	(D)	BB
783	Motion picture theaters	80	82 637	10 222	2 396	1 295
7832	Motion picture theaters, except drive-in	78	(D)	(D)	(D)	GG
7833	Drive-in motion picture theaters	2	(D)	(D)	(D)	BB
784	Video tape rental	239	74 870	12 373	3 322	1 525
792	Theatrical producers (except motion picture), bands, orchestras, and entertainers	92	44 535	8 591	1 602	385
7922	Theatrical producers (except motion picture) and miscellaneous theatrical services	51	27 841	5 092	1 090	265
7922 pt.	Producers of live theatrical productions	9	4 754	776	151	85
7922 pt.	Producers of radio and television shows, except tape producers	4	(D)	(D)	(D)	BB
7922 pt.	Artists' and entertainers' managers or agents, concert bureaus, booking agents	24	7 230	1 858	401	64
7922 pt.	Other theatrical services	14	(D)	(D)	(D)	BB
7929	Bands, orchestras, actors, and other entertainers and entertainment groups	41	16 694	3 499	512	120
7929 pt.	Dance groups and artists	1	(D)	(D)	(D)	AA
7929 pt.	Symphony orchestras, opera companies, and chamber music organizations	—	—	—	—	—
7929 pt.	Other music and entertainment presentations	40	(D)	(D)	(D)	CC
7929 pt.	Other music groups and artists	21	(D)	(D)	(D)	BB
7929 pt.	Other entertainers and entertainment groups	19	(D)	(D)	(D)	BB

Table 7a. Summary Statistics for Firms Subject to Federal Income Tax for Metropolitan Areas: 1992 — Con.

[Includes only establishments with payroll. For meaning of abbreviations and symbols, see introductory text. For explanation of terms and comparability of 1987 and 1992 censuses, see appendix A. For definitions of CMSA's, MSA's, and PMSA's, see appendix D]

SIC code	Geographic area and kind of business or operation	Establishments (number)	Receipts (\$1,000)	Annual payroll (\$1,000)	First-quarter payroll (\$1,000)	Paid employees for pay period including March 12 (number)
ATLANTA, GA MSA — Con.						
78, 79, 84	Amusement and recreation services, including motion pictures and museums—Con.					
793	Bowling centers	35	29 944	8 727	2 260	837
79 ex. 792, 3; 84	Commercial sports and other amusement and recreation services, including museums	667	452 826	219 818	35 756	9 212
794	Commercial sports	29	122 400	126 647	15 159	1 325
7941	Professional sports clubs, managers, promoters	19	105 069	124 841	14 795	1 241
7941 pt.	Baseball clubs	1	(D)	(D)	(D)	EE
7941 pt.	Football clubs	1	(D)	(D)	(D)	BB
7941 pt.	Other professional sports clubs	2	(D)	(D)	(D)	CC
7941 pt.	Managers and promoters	15	(D)	(D)	(D)	FF
7948	Racing, including track operation	10	17 331	1 806	364	84
7948 pt.	Auto racetrack operation	2	(D)	(D)	(D)	BB
7948 pt.	Horse racetrack operation	—	—	—	—	—
7948 pt.	Dog racetrack operation	—	—	—	—	—
7948 pt.	Racing stables and racing, n.e.c.	8	(D)	(D)	(D)	BB
79 ex. 792, 3, 4; 84	Other amusement and recreation services, including museums	638	330 426	93 171	20 597	7 887
791	Dance studios, schools, and halls	74	9 710	2 811	794	429
7991	Physical fitness facilities	129	62 081	17 518	4 430	2 185
7991 pt.	Physical fitness centers, except gymnasiums and athletic clubs	109	48 880	13 612	3 498	1 639
7991 pt.	Gymnasiums and athletic clubs	20	13 201	3 906	932	546
7992	Public golf courses	29	20 450	5 890	1 203	462
7993	Coin-operated amusement devices	58	22 291	4 314	933	330
7996	Amusement parks	9	(D)	(D)	(D)	FF
7997	Membership sports and recreation clubs	76	71 349	26 175	6 220	2 220
7999, 84	Amusement and recreation services, including museums, n.e.c.	263	(D)	(D)	(D)	GG
7999 pt.	Concession operators of amusement devices and rides	7	1 673	332	65	18
7999 pt.	Carnivals, circuses, and fairs	5	1 460	146	49	15
7999 pt.	Carnivals and circuses	2	(D)	(D)	(D)	AA
7999 pt.	Fairs	3	(D)	(D)	(D)	AA
7999 pt., 84	Other recreation and amusements, including museums	251	(D)	(D)	(D)	GG
84	Museums, art galleries, and botanical and zoological gardens	4	(D)	(D)	(D)	AA
841	Museums and art galleries	3	(D)	(D)	(D)	AA
842	Arboreta and botanical or zoological gardens	1	(D)	(D)	(D)	AA
7999 pt.	Roller skating rinks	37	7 800	2 124	517	294
7999 pt.	Ice skating rinks	2	(D)	(D)	(D)	AA
7999 pt.	Other amusement and recreation services, n.e.c.	208	(D)	(D)	(D)	FF
80	Health services	6 093	4 818 922	2 018 208	431 725	59 853
801	Offices and clinics of doctors of medicine	2 776	2 378 029	1 141 115	231 917	20 243
8011 pt.	Offices of doctors of medicine	2 704	2 270 566	1 103 857	222 890	18 853
8011 pt.	General medical clinics	72	107 463	37 258	9 027	1 390
802	Offices and clinics of dentists	1 340	508 280	201 947	43 132	7 351
8021 pt.	Offices of dentists	1 333	492 116	192 223	41 879	7 080
8021 pt.	Dental clinics	7	16 164	9 724	1 253	271
803	Offices and clinics of doctors of osteopathy	78	27 772	12 450	2 573	364
8031 pt.	Offices of osteopathic physicians	78	27 772	12 450	2 573	364
8031 pt.	Osteopathic clinics	—	—	—	—	—
804	Offices and clinics of other health practitioners	1 121	288 150	101 015	21 833	4 019
8041	Offices and clinics of chiropractors	510	105 866	29 590	6 862	1 539
8042	Offices and clinics of optometrists	180	49 376	16 075	3 608	677
8043	Offices and clinics of podiatrists	87	29 803	13 347	2 178	328
8049	Offices and clinics of health practitioners, n.e.c.	344	103 105	42 003	9 185	1 475
805	Nursing and personal care facilities	134	294 934	137 132	31 819	10 482
8051	Skilled nursing care facilities	99	264 075	124 277	29 096	9 343
8052	Intermediate care facilities	8	5 648	2 247	481	176
8059	Nursing and personal care facilities, n.e.c.	27	25 211	10 608	2 242	963
806	Hospitals	25	663 802	190 855	47 159	8 186
8062	General medical and surgical hospitals	15	533 489	150 822	36 931	6 380
8063, 9	Specialty hospitals	10	130 313	40 035	10 228	1 806
8063	Psychiatric hospitals	7	102 307	30 484	8 004	1 453
8069	Specialty hospitals, except psychiatric	3	28 006	9 549	2 224	353
807, 8, 9	Other health services	619	657 955	233 694	53 292	9 208
807	Medical and dental laboratories	256	232 868	77 235	17 989	2 766
8071	Medical laboratories	124	195 034	59 421	13 852	1 916
8072	Dental laboratories	132	37 834	17 814	4 137	850
808	Home health care services	152	233 609	95 217	21 728	4 246
809	Miscellaneous health and allied services, n.e.c.	211	191 478	61 242	13 575	2 196
8092	Kidney dialysis centers	20	31 236	6 129	1 373	244
8093	Specialty outpatient facilities, n.e.c.	112	110 621	37 373	8 368	1 354
8099	Health and allied services, n.e.c.	79	49 621	17 740	3 834	598
81	Legal services	2 183	1 616 790	569 421	125 213	13 455
823, 4, 9	Selected educational services	251	114 709	39 081	9 300	1 908
823	Libraries	3	(D)	(D)	(D)	AA
824	Vocational schools	91	57 488	19 869	4 627	913
8243	Data processing schools	43	(D)	(D)	(D)	CC
8244	Business and secretarial schools	17	12 313	4 784	1 175	287
8249	Vocational schools, n.e.c.	31	(D)	(D)	(D)	EE
829	Schools and educational services, n.e.c.	157	(D)	(D)	(D)	FF

GA-94 GEORGIA

SERVICE INDUSTRIES—GEOGRAPHIC AREA SERIES

Table 7a. Summary Statistics for Firms Subject to Federal Income Tax for Metropolitan Areas: 1992 — Con.

[Includes only establishments with payroll. For meaning of abbreviations and symbols, see introductory text. For explanation of terms and comparability of 1987 and 1992 censuses, see appendix A. For definitions of CMSA's, MSA's, and PMSA's, see appendix D]

SIC code	Geographic area and kind of business or operation	Establishments (number)	Receipts (\$1,000)	Annual payroll (\$1,000)	First-quarter payroll (\$1,000)	Paid employees for pay period including March 12 (number)
ATLANTA, GA MSA — Con.						
83	Social services	965	240 413	104 651	24 228	10 378
835	Child day care services	727	164 262	73 928	17 443	8 624
832, 3, 6, 9	Other social services	238	76 151	30 723	6 785	1 754
832	Individual and family social services	97	18 989	7 414	1 496	366
833	Job training and vocational rehabilitation services	46	31 118	15 339	3 483	606
836	Residential care	71	17 566	6 101	1 363	695
839	Social services, n.e.c.	24	8 478	1 869	443	87
87 ex. 8733	Engineering, accounting, research, management, and related services (except noncommercial research organizations)	4 138	3 937 005	1 597 241	372 641	42 898
871	Engineering, architectural, and surveying services	1 184	1 401 681	662 105	157 520	16 154
8711	Engineering services	718	1 115 022	538 830	131 077	12 807
8712	Architectural services	321	231 044	95 161	20 891	2 375
8713	Surveying services	145	55 615	28 114	5 552	972
872	Accounting, auditing, and bookkeeping services	1 211	643 351	274 062	63 116	8 494
873 ex. 8733	Research, development, and testing services (except noncommercial research organizations)	193	169 230	61 356	13 912	3 131
8731	Commercial physical and biological research	33	30 462	12 225	2 690	290
8731 pt.	Commercial physical research (D)	23	(D)	(D)	(D)	CC
8731 pt.	Commercial medical and biological research (D)	10	(D)	(D)	(D)	BB
8732	Commercial economic, sociological, and educational research	101	93 750	30 353	6 815	2 092
8734	Testing laboratories	59	45 018	18 778	4 407	749
874	Management and public relations services	1 550	1 722 743	599 718	138 093	15 119
8741	Management services	355	727 001	214 646	50 867	7 120
8742	Management consulting services	824	824 458	315 970	72 224	6 236
8743	Public relations services (D)	83	(D)	(D)	(D)	EE
8744	Facilities support management services (D)	17	(D)	(D)	(D)	EE
8748	Business consulting services, n.e.c.	271	100 865	34 682	7 398	1 009
89	Services, n.e.c.	214	143 090	61 901	13 006	1 808
8999 pt.	Scientific and related consulting services, except environmental	56	71 838	38 648	8 208	1 001
8999 pt.	Other services	158	71 252	23 253	4 798	807
8999 pt.	Environmental consulting	62	44 944	15 507	3 385	429
8999 pt.	Authors, composers, and other arts-related services	30	5 846	2 254	390	97
8999 pt.	Other services, n.e.c.	66	20 462	5 492	1 023	281
AUGUSTA-AIKEN, GA-SC MSA						
Total		2 523	1 767 889	807 094	183 403	33 973
70 ex. 704	Hotels, rooming houses, camps, and other lodging places (except membership lodging)	85	59 333	15 913	3 411	1 651
7011	Hotels and motels	80	59 074	15 886	3 406	1 645
7011 pt.	Hotels	34	42 977	12 233	2 693	1 238
7011 pt.	Hotels, 25 guestrooms or more	27	42 303	12 154	2 670	1 221
7011 pt.	Hotels, less than 25 guestrooms	7	674	79	23	17
7011 pt.	Motels, motor hotels, and tourist courts	46	16 097	3 653	713	407
7011 pt.	Motels, tourist courts (D)	43	(D)	(D)	(D)	EE
7011 pt.	Motor hotels (D)	3	(D)	(D)	(D)	BB
702, 3	Other lodging places	5	259	27	5	6
702	Rooming and boarding houses (D)	3	(D)	(D)	(D)	AA
703	Camps and recreational vehicle parks (D)	2	(D)	(D)	(D)	AA
72	Personal services	285	55 368	18 399	4 658	1 843
721	Laundry, cleaning, and garment services	93	22 020	7 621	1 852	685
7211	Power laundries, family and commercial* (D)	1	(D)	(D)	(D)	AA
7213	Linen supply* (D)	2	(D)	(D)	(D)	BB
7215	Coin-operated laundries and drycleaning	21	2 326	489	132	77
7216	Drycleaning plants, except rug cleaning*	43	7 716	3 302	719	331
7217	Carpet and upholstery cleaning	13	2 899	849	192	70
7218	Industrial laundries* (D)	2	(D)	(D)	(D)	CC
7212, 9	Other laundry, cleaning, and garment services*	11	1 515	464	119	47
7212	Garment pressing, and agents for laundries and drycleaners	6	790	208	55	24
7219	Laundry and garment services, n.e.c.*	5	725	256	64	23
722	Photographic studios, portrait	17	3 935	990	197	91
723, 4	Beauty and barber shops	100	10 208	4 282	1 012	380
723	Beauty shops	91	8 842	3 447	826	342
724	Barber shops	9	1 366	835	186	38
725	Shoe repair shops and shoeshine parlors	8	744	185	48	17
726	Funeral service and crematories	24	10 832	2 753	642	165
729	Miscellaneous personal services	43	7 629	2 568	907	505
7291	Tax return preparation services	22	3 547	1 366	607	258
7299	Miscellaneous personal services, n.e.c.	21	4 082	1 202	300	247

Table 7a. Summary Statistics for Firms Subject to Federal Income Tax for Metropolitan Areas: 1992—Con.

[Includes only establishments with payroll. For meaning of abbreviations and symbols, see introductory text. For explanation of terms and comparability of 1987 and 1992 censuses, see appendix A. For definitions of CMSA's, MSA's, and PMSA's, see appendix D]

SIC code	Geographic area and kind of business or operation	Establishments (number)	Receipts (\$1,000)	Annual payroll (\$1,000)	First-quarter payroll (\$1,000)	Paid employees for pay period including March 12 (number)
AUGUSTA-AIKEN, GA-SC MSA—Con.						
73	Business services -----	337	253 858	131 394	31 558	8 614
731	Advertising -----	16	9 196	1 983	493	70
7311	Advertising agencies -----	11	(D)	(D)	(D)	BB
7312	Outdoor advertising services -----	5	(D)	(D)	(D)	BB
7313	Radio, television, publishers' advertising representatives -----	—	—	—	—	—
7319	Advertising, n.e.c. -----	—	—	—	—	—
732	Consumer credit reporting agencies, mercantile reporting agencies, and adjustment and collection agencies -----	14	5 420	2 008	555	183
7322	Adjustment and collection services -----	13	(D)	(D)	(D)	CC
7323	Credit reporting services -----	1	(D)	(D)	(D)	BB
733	Mailing, reproduction, commercial art and photography, and stenographic services -----	17	3 394	1 020	208	52
7331	Direct mail advertising services -----	3	620	129	25	10
7334	Photocopying and duplicating services -----	2	(D)	(D)	(D)	AA
7335, 6	Commercial photography, art, and graphics -----	4	(D)	(D)	(D)	AA
7335	Commercial photography -----	1	(D)	(D)	(D)	AA
7336	Commercial art and graphic design -----	3	(D)	(D)	(D)	AA
7338	Secretarial and court reporting services -----	8	1 553	535	147	32
734	Services to dwellings and other buildings -----	91	19 468	8 262	1 867	798
7342	Disinfecting and pest control services -----	31	10 539	4 155	952	221
7349	Building cleaning and maintenance services, n.e.c. -----	60	8 929	4 107	915	577
735	Miscellaneous equipment rental and leasing -----	49	29 390	7 989	1 833	357
7352	Medical equipment rental and leasing -----	7	7 537	1 967	382	104
7353	Heavy construction equipment rental and leasing -----	5	5 362	1 640	398	65
7359	Equipment rental and leasing, n.e.c. -----	37	16 491	4 382	1 053	188
736	Personnel supply services -----	32	49 844	35 620	8 067	3 981
7361	Employment agencies -----	11	4 802	2 793	925	251
7363	Help supply services -----	21	45 042	32 827	7 142	3 730
7363 pt.	Temporary help supply -----	20	(D)	(D)	(D)	HH
7363 pt.	Help supply, except temporary -----	1	(D)	(D)	(D)	AA
737	Computer programming, data processing, and other computer related services -----	39	27 249	11 326	2 912	355
7371, 2, 3	Computer programming, prepackaged software, and integrated systems -----	24	17 516	6 573	1 607	186
7371	Computer programming services -----	16	13 663	5 934	1 454	167
7372	Prepackaged software -----	3	(D)	(D)	(D)	AA
7373	Computer integrated systems -----	5	(D)	(D)	(D)	AA
7374, 5, 6	Data processing services -----	6	8 009	3 800	1 049	132
7374, 5	Computer processing, information retrieval -----	6	8 009	3 800	1 049	132
7376	Computer facilities management services -----	—	—	—	—	—
7377, 8, 9	Computer rental and leasing, maintenance, and related services, n.e.c. -----	9	1 724	953	256	37
7377	Computer rental and leasing -----	—	—	—	—	—
7378	Computer maintenance and repair -----	4	(D)	(D)	(D)	AA
7379	Computer related services, n.e.c. -----	5	(D)	(D)	(D)	AA
738	Miscellaneous business services -----	79	109 897	63 186	15 623	2 818
7381, 2	Detective agencies and protective services -----	20	(D)	(D)	(D)	GG
7381	Detective, guard, and armored car services -----	15	(D)	(D)	(D)	GG
7382	Security systems services -----	5	1 760	553	123	32
7383	News syndicates -----	—	—	—	—	—
7384	Photofinishing laboratories* -----	9	9 157	1 850	401	142
7389	Business services, n.e.c. -----	50	(D)	(D)	(D)	FF
7389 pt.	Sign painting shops -----	7	909	295	60	16
7389 pt.	Interior designing -----	8	1 499	250	23	13
7389 pt.	Telephone answering services -----	6	536	254	76	50
7389 pt.	Other business services -----	29	(D)	(D)	(D)	FF
75	Automotive repair, services, and parking -----	257	93 638	23 803	5 532	1 347
751	Automotive rental and leasing, without drivers -----	16	22 290	2 553	594	123
7513	Truck rental and leasing, without drivers -----	7	17 286	1 866	431	84
7514, 5	Passenger car rental and leasing -----	7	(D)	(D)	(D)	BB
7514	Passenger car rental -----	7	(D)	(D)	(D)	BB
7515	Passenger car leasing -----	—	—	—	—	—
7519	Utility trailer and recreational vehicle rental -----	2	(D)	(D)	(D)	AA
752	Automobile parking -----	3	543	159	27	19
753	Automotive repair shops -----	204	64 160	19 069	4 419	952
7532	Top, body, and upholstery repair shops and paint shops -----	50	30 293	9 346	2 237	396
7532 pt.	Top and body repair shops -----	42	27 308	8 469	2 045	353
7532 pt.	Paint shops -----	8	2 985	877	192	43
7538	General automotive repair shops -----	108	24 175	7 122	1 545	401
7538 pt.	General automotive repair shops, except diesel -----	95	20 718	6 103	1 307	353
7538 pt.	Diesel repair shops -----	13	3 457	1 019	238	48
7533, 4, 6, 7, 9	Other automotive repair shops -----	46	9 692	2 601	637	155
7533	Automotive exhaust system repair shops -----	11	2 797	625	152	40
7534	Tire retreading and repair shops -----	2	(D)	(D)	(D)	AA
7536	Automotive glass replacement shops -----	8	1 675	413	91	23
7537	Automotive transmission repair shops -----	9	2 649	848	215	47
7539	Automotive repair shops, n.e.c. -----	16	(D)	(D)	(D)	BB
7539 pt.	Radiator repair -----	5	875	233	54	15
7539 pt.	Brake, front end, and wheel alignment -----	7	927	343	83	22
7539 pt.	Automotive electrical and fuel system services -----	3	(D)	(D)	(D)	AA
7539 pt.	Other automotive repair shops, n.e.c. -----	1	(D)	(D)	(D)	AA
754	Automotive services, except repair -----	34	6 645	2 022	492	253
7542	Carwashes -----	19	3 700	1 463	364	202
7549	Automotive services, except repair and carwashes -----	15	2 945	559	128	51

Table 7a. Summary Statistics for Firms Subject to Federal Income Tax for Metropolitan Areas: 1992—Con.

[Includes only establishments with payroll. For meaning of abbreviations and symbols, see introductory text. For explanation of terms and comparability of 1987 and 1992 censuses, see appendix A. For definitions of CMSA's, MSA's, and PMSA's, see appendix D]

SIC code	Geographic area and kind of business or operation	Establishments (number)	Receipts (\$1,000)	Annual payroll (\$1,000)	First-quarter payroll (\$1,000)	Paid employees for pay period including March 12 (number)
AUGUSTA-AIKEN, GA-SC MSA—Con.						
76	Miscellaneous repair services -----	102	31 383	9 899	2 458	633
762	Electrical repair shops -----	28	8 871	3 116	738	189
7622	Radio and television repair shops -----	9	1 295	368	90	28
7623, 9	Other electrical and electronic repair shops -----	19	7 576	2 748	648	161
7623	Refrigeration and air-conditioning service and repair shops -----	4	1 536	422	107	23
7629	Electrical and electronic repair shops, n.e.c. -----	15	6 040	2 326	541	138
763	Watch, clock, and jewelry repair -----	3	(D)	(D)	(D)	BB
764	Reupholstery and furniture repair -----	14	3 325	1 053	258	74
769	Miscellaneous repair and related services -----	57	(D)	(D)	(D)	EE
7692	Welding repair -----	8	1 441	541	144	34
7694	Armature rewinding shops -----	4	2 794	468	101	34
7699	Repair shops and related services, n.e.c. -----	45	(D)	(D)	(D)	EE
78, 79, 84	Amusement and recreation services, including motion pictures and museums -----	154	69 816	18 910	4 245	1 656
781, 2	Motion picture production, distribution, and services -----	3	(D)	(D)	(D)	AA
783	Motion picture theaters -----	11	10 258	1 451	283	153
7832	Motion picture theaters, except drive-in -----	11	10 258	1 451	283	153
7833	Drive-in motion picture theaters -----	—	—	—	—	—
784	Video tape rental -----	36	9 687	2 016	544	249
792	Theatrical producers (except motion picture), bands, orchestras, and entertainers -----	4	(D)	(D)	(D)	AA
7922	Theatrical producers (except motion picture) and miscellaneous theatrical services -----	2	(D)	(D)	(D)	AA
7929	Bands, orchestras, actors, and other entertainers and entertainment groups -----	2	(D)	(D)	(D)	AA
793	Bowling centers -----	6	3 435	861	221	86
79 ex. 792, 3, 84	Commercial sports and other amusement and recreation services, including museums -----	94	43 218	13 330	2 850	1 135
794	Commercial sports -----	7	1 229	371	75	40
7941	Professional sports clubs, managers, promoters -----	1	(D)	(D)	(D)	AA
7948	Racing, including track operation -----	6	(D)	(D)	(D)	BB
79 ex. 792, 3, 4, 84	Other amusement and recreation services, including museums -----	87	41 989	12 959	2 775	1 095
791	Dance studios, schools, and halls -----	13	1 630	454	119	72
7991	Physical fitness facilities -----	13	4 714	1 393	326	201
7992	Public golf courses -----	6	1 616	456	77	30
7993	Coin-operated amusement devices -----	14	4 538	892	181	59
7996	Amusement parks -----	—	—	—	—	—
7997	Membership sports and recreation clubs -----	15	19 343	7 741	1 742	513
7999, 84	Amusement and recreation services, including museums, n.e.c. -----	26	10 148	2 023	330	220
7999 pt.	Concession operators of amusement devices and rides -----	1	(D)	(D)	(D)	AA
7999 pt.	Carnivals, circuses, and fairs -----	3	(D)	(D)	(D)	BB
7999 pt., 84	Other recreation and amusements, including museums -----	22	(D)	(D)	(D)	CC
80	Health services -----	711	643 022	281 738	60 004	9 254
801	Offices and clinics of doctors of medicine -----	361	258 379	146 367	29 045	2 531
8011 pt.	Offices of doctors of medicine -----	354	244 325	138 419	27 275	2 273
8011 pt.	General medical clinics -----	7	14 054	7 948	1 770	258
802	Offices and clinics of dentists -----	157	50 612	19 648	4 073	841
803	Offices and clinics of doctors of osteopathy -----	3	753	413	71	8
804	Offices and clinics of other health practitioners -----	92	28 043	10 276	2 103	414
8041	Offices and clinics of chiropractors -----	28	6 110	2 104	450	105
8042	Offices and clinics of optometrists -----	25	8 828	3 025	665	118
8043	Offices and clinics of podiatrists -----	7	2 549	844	211	34
8049	Offices and clinics of health practitioners, n.e.c. -----	32	10 556	4 303	777	157
805	Nursing and personal care facilities -----	30	47 468	22 055	4 766	1 708
8051	Skilled nursing care facilities -----	21	43 543	20 433	4 402	1 585
8052	Intermediate care facilities -----	1	(D)	(D)	(D)	BB
8059	Nursing and personal care facilities, n.e.c. -----	8	(D)	(D)	(D)	BB
806	Hospitals -----	5	(D)	(D)	(D)	GG
8062	General medical and surgical hospitals -----	2	(D)	(D)	(D)	GG
8063, 9	Specialty hospitals -----	3	(D)	(D)	(D)	CC
807, 8, 9	Other health services -----	63	(D)	(D)	(D)	GG
807	Medical and dental laboratories -----	19	14 834	4 715	1 039	176
8071	Medical laboratories -----	10	13 727	4 308	957	143
8072	Dental laboratories -----	9	1 107	407	82	33
808	Home health care services -----	20	24 291	12 966	2 951	907
809	Miscellaneous health and allied services, n.e.c. -----	24	(D)	(D)	(D)	CC
8092	Kidney dialysis centers -----	8	(D)	(D)	(D)	CC
8093	Specialty outpatient facilities, n.e.c. -----	9	3 338	864	181	38
8099	Health and allied services, n.e.c. -----	7	3 291	729	153	44
81	Legal services -----	205	64 851	26 909	6 105	771
823, 4, 9	Selected educational services -----	16	7 997	3 832	1 170	238
823	Libraries -----	—	—	—	—	—
824	Vocational schools -----	8	7 098	3 525	1 097	160
829	Schools and educational services, n.e.c. -----	8	899	307	73	78
83	Social services -----	97	18 450	8 070	1 806	938
835	Child day care services -----	71	12 959	6 226	1 395	789
832, 3, 6, 9	Other social services -----	26	5 491	1 844	411	149

Table 7a. Summary Statistics for Firms Subject to Federal Income Tax for Metropolitan Areas: 1992—Con.

[Includes only establishments with payroll. For meaning of abbreviations and symbols, see introductory text. For explanation of terms and comparability of 1987 and 1992 censuses, see appendix A. For definitions of CMSA's, MSA's, and PMSA's, see appendix D]

SIC code	Geographic area and kind of business or operation	Establishments (number)	Receipts (\$1,000)	Annual payroll (\$1,000)	First-quarter payroll (\$1,000)	Paid employees for pay period including March 12 (number)
AUGUSTA-AIKEN, GA-SC MSA—Con.						
87 ex. 8733	Engineering, accounting, research, management, and related services (except noncommercial research organizations) -----	256	465 900	266 432	62 096	6 966
871	Engineering, architectural, and surveying services -----	101	363 897	224 144	52 370	5 274
8711	Engineering services -----	61	(D)	(D)	(D)	II
8712	Architectural services -----	17	(D)	(D)	(D)	CC
8713	Surveying services -----	23	3 024	1 345	270	81
872	Accounting, auditing, and bookkeeping services -----	91	28 294	9 329	2 299	480
873 ex. 8733	Research, development, and testing services (except noncommercial research organizations) -----	12	6 315	3 095	773	120
8731	Commercial physical and biological research -----	4	(D)	(D)	(D)	BB
8732	Commercial economic, sociological, and educational research -----	3	(D)	(D)	(D)	AA
8734	Testing laboratories -----	5	(D)	(D)	(D)	BB
874	Management and public relations services -----	52	67 394	29 864	6 654	1 092
8741	Management services -----	20	22 021	9 265	2 206	268
8742	Management consulting services -----	24	(D)	(D)	(D)	BB
8743	Public relations services -----	1	(D)	(D)	(D)	AA
8744	Facilities support management services -----	1	(D)	(D)	(D)	FF
8748	Business consulting services, n.e.c. -----	6	(D)	(D)	(D)	BB
89	Services, n.e.c. -----	18	4 273	1 795	360	62
CHATTANOOGA, TN-GA MSA						
	Total -----	2 860	1 632 137	639 509	138 629	31 493
70 ex. 704	Hotels, rooming houses, camps, and other lodging places (except membership lodging) -----	77	67 936	15 928	3 529	1 663
7011	Hotels and motels -----	73	67 488	15 852	3 516	1 658
7011 pt.	Hotels -----	26	44 141	11 230	2 562	1 129
7011 pt.	Hotels, 25 guestrooms or more -----	26	44 141	11 230	2 562	1 129
7011 pt.	Hotels, less than 25 guestrooms -----	—	—	—	—	—
7011 pt.	Motels, motor hotels, and tourist courts -----	47	23 347	4 622	954	529
7011 pt.	Motels, tourist courts -----	46	(D)	(D)	(D)	FF
7011 pt.	Motor hotels -----	1	(D)	(D)	(D)	AA
702, 3	Other lodging places -----	4	448	76	13	5
702	Rooming and boarding houses -----	1	(D)	(D)	(D)	AA
703	Camps and recreational vehicle parks -----	3	(D)	(D)	(D)	AA
72	Personal services -----	321	73 604	25 712	6 206	2 271
721	Laundry, cleaning, and garment services -----	94	32 585	12 873	2 874	949
7211	Power laundries, family and commercial* -----	5	(D)	(D)	(D)	BB
7213	Linen supply* -----	5	7 306	2 355	547	160
7215	Coin-operated laundries and drycleaning -----	19	1 942	384	115	64
7216	Drycleaning plants, except rug cleaning -----	39	12 603	5 143	1 143	386
7217	Carpet and upholstery cleaning -----	15	1 990	886	194	107
7218	Industrial laundries* -----	3	(D)	(D)	(D)	CC
7212, 9	Other laundry, cleaning, and garment services* -----	8	568	129	28	17
7212	Garment pressing, and agents for laundries and drycleaners -----	4	451	88	20	11
7219	Laundry and garment services, n.e.c.* -----	4	117	41	8	6
722	Photographic studios, portrait -----	22	5 408	1 722	401	131
723, 4	Beauty and barber shops -----	137	14 174	6 294	1 536	557
723	Beauty shops -----	124	13 387	5 995	1 472	535
724	Barber shops -----	13	787	299	64	22
725	Shoe repair shops and shoeshine parlors -----	6	468	56	13	6
726	Funeral service and crematories -----	22	14 984	3 017	751	188
729	Miscellaneous personal services -----	40	5 985	1 750	631	440
7291	Tax return preparation services -----	8	2 340	939	446	297
7299	Miscellaneous personal services, n.e.c. -----	32	3 645	811	185	143
73	Business services -----	490	265 231	116 625	25 895	9 330
731	Advertising -----	35	12 382	3 690	949	253
7311	Advertising agencies -----	24	5 653	2 079	498	81
7312	Outdoor advertising services -----	5	(D)	(D)	(D)	BB
7313	Radio, television, publishers' advertising representatives -----	1	(D)	(D)	(D)	AA
7319	Advertising, n.e.c. -----	5	1 529	699	214	134
732	Consumer credit reporting agencies, mercantile reporting agencies, and adjustment and collection agencies -----	17	15 572	2 900	667	156
7322	Adjustment and collection services -----	14	12 796	2 206	509	125
7323	Credit reporting services -----	3	2 776	694	158	31
733	Mailing, reproduction, commercial art and photography, and stenographic services -----	36	9 081	2 404	553	164
7331	Direct mail advertising services -----	3	(D)	(D)	(D)	AA
7334	Photocopying and duplicating services -----	3	(D)	(D)	(D)	BB
7335, 6	Commercial photography, art, and graphics -----	22	5 312	1 476	334	99
7335	Commercial photography -----	4	812	97	26	10
7336	Commercial art and graphic design -----	18	4 500	1 379	308	89
7338	Secretarial and court reporting services -----	8	881	444	104	17
734	Services to dwellings and other buildings -----	100	27 370	12 089	2 833	1 270
7342	Disinfecting and pest control services -----	27	9 792	3 632	806	183
7349	Building cleaning and maintenance services, n.e.c. -----	73	17 578	8 457	2 027	1 087
735	Miscellaneous equipment rental and leasing -----	71	32 714	7 479	1 876	367
7352	Medical equipment rental and leasing -----	8	(D)	(D)	(D)	BB
7353	Heavy construction equipment rental and leasing -----	2	(D)	(D)	(D)	AA
7359	Equipment rental and leasing, n.e.c. -----	61	25 602	6 169	1 596	304

Table 7a. Summary Statistics for Firms Subject to Federal Income Tax for Metropolitan Areas: 1992 — Con.

[Includes only establishments with payroll. For meaning of abbreviations and symbols, see introductory text. For explanation of terms and comparability of 1987 and 1992 censuses, see appendix A. For definitions of CMSA's, MSA's, and PMSA's, see appendix D]

SIC code	Geographic area and kind of business or operation	Establishments (number)	Receipts (\$1,000)	Annual payroll (\$1,000)	First-quarter payroll (\$1,000)	Paid employees for pay period including March 12 (number)
CHATTANOOGA, TN-GA MSA — Con.						
73	Business services — Con.					
736	Personnel supply services	60	76 456	53 220	11 392	4 523
7361	Employment agencies	19	6 744	4 366	1 017	515
7363	Help supply services	41	69 712	48 854	10 375	4 008
7363 pt.	Temporary help supply	33	38 929	27 326	4 763	2 760
7363 pt.	Help supply, except temporary	8	30 783	21 528	5 612	1 248
737	Computer programming, data processing, and other computer related services	60	29 262	9 512	2 082	287
7371, 2, 3	Computer programming, prepackaged software, and integrated systems	35	20 903	7 209	1 559	205
7371	Computer programming services	19	5 798	2 781	647	100
7372	Prepackaged software	7	6 657	1 810	322	49
7373	Computer integrated systems	9	8 448	2 618	590	56
7374, 5, 6	Data processing services	8	2 072	637	160	29
7374, 5	Computer processing, information retrieval	8	2 072	637	160	29
7376	Computer facilities management services	—	—	—	—	—
7377, 8, 9	Computer rental and leasing, maintenance, and related services, n.e.c.	17	6 287	1 666	363	53
7377	Computer rental and leasing	2	(D)	(D)	(D)	AA
7378	Computer maintenance and repair	9	4 761	1 159	236	31
7379	Computer related services, n.e.c.	6	(D)	(D)	(D)	AA
738	Miscellaneous business services	111	62 394	25 331	5 543	2 310
7381, 2	Detective agencies and protective services	32	18 391	10 487	2 459	1 045
7381	Detective, guard, and armored car services	23	11 761	7 952	1 826	928
7382	Security systems services	9	6 630	2 535	633	117
7383	News syndicates	1	(D)	(D)	(D)	AA
7384	Photofinishing laboratories*	9	9 647	2 246	550	430
7389	Business services, n.e.c.	69	(D)	(D)	(D)	FF
7389 pt.	Sign painting shops	4	(D)	(D)	(D)	AA
7389 pt.	Interior designing	3	1 073	76	12	4
7389 pt.	Telephone answering services	6	1 412	656	158	68
7389 pt.	Other business services	56	31 348	11 755	2 338	753
75	Automotive repair, services, and parking	311	91 898	21 635	5 125	1 422
751	Automotive rental and leasing, without drivers	21	24 995	4 240	995	192
7513	Truck rental and leasing, without drivers	10	16 459	2 516	603	95
7514, 5	Passenger car rental and leasing	10	(D)	(D)	(D)	BB
7514	Passenger car rental	9	(D)	(D)	(D)	BB
7515	Passenger car leasing	1	(D)	(D)	(D)	AA
7519	Utility trailer and recreational vehicle rental	1	(D)	(D)	(D)	AA
752	Automobile parking	45	6 365	1 167	284	157
753	Automotive repair shops	206	51 047	13 504	3 192	741
7532	Top, body, and upholstery repair shops and paint shops	51	14 125	3 939	917	185
7532 pt.	Top and body repair shops	43	11 720	3 168	781	156
7532 pt.	Paint shops	8	2 405	771	136	29
7538	General automotive repair shops	89	20 270	5 173	1 229	336
7538 pt.	General automotive repair shops, except diesel	79	16 857	4 303	1 037	287
7538 pt.	Diesel repair shops	10	3 413	870	192	49
7533, 4, 6, 7, 9	Other automotive repair shops	66	16 652	4 392	1 046	220
7533	Automotive exhaust system repair shops	16	4 428	937	221	41
7534	Tire retreading and repair shops	5	1 466	266	63	15
7536	Automotive glass replacement shops	2	4 228	587	131	28
7537	Automotive transmission repair shops	15	2 549	828	213	44
7539	Automotive repair shops, n.e.c.	20	5 781	1 774	418	92
7539 pt.	Radiator repair	3	(D)	(D)	(D)	AA
7539 pt.	Brake, front end, and wheel alignment	11	2 971	893	206	43
7539 pt.	Automotive electrical and fuel system services	5	1 969	547	128	32
7539 pt.	Other automotive repair shops, n.e.c.	1	(D)	(D)	(D)	AA
754	Automotive services, except repair	39	9 491	2 724	654	332
7542	Carwashes	23	4 278	1 457	340	196
7549	Automotive services, except repair and carwashes	16	5 213	1 267	314	136
76	Miscellaneous repair services	123	57 407	19 541	4 457	1 063
762	Electrical repair shops	37	17 247	6 573	1 537	382
7622	Radio and television repair shops	8	2 234	656	161	34
7623, 9	Other electrical and electronic repair shops	29	15 013	5 917	1 376	348
7623	Refrigeration and air-conditioning service and repair shops	8	2 388	564	110	25
7629	Electrical and electronic repair shops, n.e.c.	21	12 625	5 353	1 266	323
763	Watch, clock, and jewelry repair	3	344	95	29	11
764	Reupholstery and furniture repair	13	952	230	56	28
769	Miscellaneous repair and related services	70	38 864	12 643	2 835	642
7692	Welding repair	4	2 923	1 050	206	40
7694	Armature rewinding shops	3	(D)	(D)	(D)	BB
7699	Repair shops and related services, n.e.c.	63	(D)	(D)	(D)	FF
78, 79, 84	Amusement and recreation services, including motion pictures and museums	156	72 471	19 937	3 848	1 443
781, 2	Motion picture production, distribution, and services	6	(D)	(D)	(D)	CC
783	Motion picture theaters	10	(D)	(D)	(D)	CC
7832	Motion picture theaters, except drive-in	10	(D)	(D)	(D)	CC
7833	Drive-in motion picture theaters	—	—	—	—	—
784	Video tape rental	42	8 193	1 264	315	253

Table 7a. Summary Statistics for Firms Subject to Federal Income Tax for Metropolitan Areas: 1992—Con.

[Includes only establishments with payroll. For meaning of abbreviations and symbols, see introductory text. For explanation of terms and comparability of 1987 and 1992 censuses, see appendix A. For definitions of CMSA's, MSA's, and PMSA's, see appendix D]

SIC code	Geographic area and kind of business or operation	Establishments (number)	Receipts (\$1,000)	Annual payroll (\$1,000)	First-quarter payroll (\$1,000)	Paid employees for pay period including March 12 (number)
CHATTANOOGA, TN-GA MSA—Con.						
78, 79, 84	Amusement and recreation services, including motion pictures and museums—Con.					
792	Theatrical producers (except motion picture), bands, orchestras, and entertainers	1	(D)	(D)	(D)	AA
7922	Theatrical producers (except motion picture) and miscellaneous theatrical services	—	—	—	—	—
7929	Bands, orchestras, actors, and other entertainers and entertainment groups	1	(D)	(D)	(D)	AA
793	Bowling centers	4	3 233	1 088	248	98
79 ex. 792, 3; 84	Commercial sports and other amusement and recreation services, including museums	93	40 623	12 783	2 153	827
794	Commercial sports	3	2 112	585	132	21
7941	Professional sports clubs, managers, promoters	2	(D)	(D)	(D)	AA
7948	Racing, including track operation	1	(D)	(D)	(D)	AA
79 ex. 792, 3, 4; 84	Other amusement and recreation services, including museums	90	38 511	12 198	2 021	806
791	Dance studios, schools, and halls	7	932	269	87	39
7991	Physical fitness facilities	13	2 053	590	141	74
7992	Public golf courses	8	2 625	823	178	70
7993	Coin-operated amusement devices	11	4 042	625	136	62
7996	Amusement parks	4	5 258	1 550	86	48
7997	Membership sports and recreation clubs	17	11 320	4 612	761	302
7999, 84	Amusement and recreation services, including museums, n.e.c.	30	12 281	3 729	632	211
7999 pt.	Concession operators of amusement devices and rides	1	(D)	(D)	(D)	AA
7999 pt.	Carnivals, circuses, and fairs	1	(D)	(D)	(D)	AA
7999 pt., 84	Other recreation and amusements, including museums	28	(D)	(D)	(D)	CC
80	Health services	761	717 398	305 633	64 215	9 973
801	Offices and clinics of doctors of medicine	360	294 703	160 685	30 570	2 758
8011 pt.	Offices of doctors of medicine	350	282 750	155 064	29 238	2 610
8011 pt.	General medical clinics	10	11 953	5 621	1 332	148
802	Offices and clinics of dentists	179	57 386	20 039	4 310	880
803	Offices and clinics of doctors of osteopathy	8	3 709	988	180	31
804	Offices and clinics of other health practitioners	113	25 594	8 322	1 855	452
8041	Offices and clinics of chiropractors	40	8 677	2 470	516	135
8042	Offices and clinics of optometrists	29	6 307	1 590	369	93
8043	Offices and clinics of podiatrists	9	2 636	844	163	42
8049	Offices and clinics of health practitioners, n.e.c.	35	7 974	3 418	807	182
805	Nursing and personal care facilities	15	38 157	15 557	3 732	1 329
8051	Skilled nursing care facilities	12	(D)	(D)	(D)	GG
8052	Intermediate care facilities	2	(D)	(D)	(D)	BB
8059	Nursing and personal care facilities, n.e.c.	1	(D)	(D)	(D)	AA
806	Hospitals	9	176 972	57 693	14 053	2 423
8062	General medical and surgical hospitals	5	144 960	45 582	11 012	1 902
8063, 9	Specialty hospitals	4	32 012	12 111	3 041	521
807, 8, 9	Other health services	77	120 877	42 349	9 515	2 100
807	Medical and dental laboratories	22	53 452	14 341	3 499	728
8071	Medical laboratories	8	50 203	12 890	3 150	653
8072	Dental laboratories	14	3 249	1 451	349	75
808	Home health care services	28	59 089	24 556	5 196	1 233
809	Miscellaneous health and allied services, n.e.c.	27	8 336	3 452	820	139
8092	Kidney dialysis centers	—	—	—	—	—
8093	Specialty outpatient facilities, n.e.c.	20	7 065	3 019	705	116
8099	Health and allied services, n.e.c.	7	1 271	433	115	23
81	Legal services	193	114 837	42 227	9 864	1 248
823, 4, 9	Selected educational services	19	4 390	1 639	450	131
823	Libraries	—	—	—	—	—
824	Vocational schools	7	2 759	976	299	73
829	Schools and educational services, n.e.c.	12	1 631	663	151	58
83	Social services	85	15 647	5 950	1 315	742
835	Child day care services	60	7 856	3 454	816	531
832, 3, 6, 9	Other social services	25	7 791	2 496	499	211
87 ex. 8733	Engineering, accounting, research, management, and related services (except noncommercial research organizations)	315	146 811	63 165	13 523	2 179
871	Engineering, architectural, and surveying services	104	54 577	23 879	5 004	714
8711	Engineering services	69	40 571	18 501	3 980	539
8712	Architectural services	21	10 660	4 085	750	109
8713	Surveying services	14	3 346	1 293	274	66
872	Accounting, auditing, and bookkeeping services	108	42 873	16 654	3 956	672
873 ex. 8733	Research, development, and testing services (except noncommercial research organizations)	21	14 467	6 359	1 181	212
8731	Commercial physical and biological research	4	(D)	(D)	(D)	AA
8732	Commercial economic, sociological, and educational research	4	(D)	(D)	(D)	BB
8734	Testing laboratories	13	10 948	5 442	941	177
874	Management and public relations services	82	34 894	16 273	3 382	581
8741	Management services	38	20 071	10 812	2 267	385
8742	Management consulting services	37	10 166	3 592	737	84
8743	Public relations services	—	—	—	—	—
8744	Facilities support management services	1	(D)	(D)	(D)	CC
8748	Business consulting services, n.e.c.	6	(D)	(D)	(D)	AA
89	Services, n.e.c.	9	4 507	1 517	202	28

Table 7a. Summary Statistics for Firms Subject to Federal Income Tax for Metropolitan Areas: 1992—Con.

[Includes only establishments with payroll. For meaning of abbreviations and symbols, see introductory text. For explanation of terms and comparability of 1987 and 1992 censuses, see appendix A. For definitions of CMSA's, MSA's, and PMSA's, see appendix D]

SIC code	Geographic area and kind of business or operation	Establishments (number)	Receipts (\$1,000)	Annual payroll (\$1,000)	First-quarter payroll (\$1,000)	Paid employees for pay period including March 12 (number)
COLUMBUS, GA—AL MSA						
	Total	1 394	795 874	293 140	68 606	15 786
70 ex. 704	Hotels, rooming houses, camps, and other lodging places (except membership lodging)	37	(D)	(D)	(D)	GG
7011	Hotels and motels	35	44 321	12 485	2 864	1 194
7011 pt.	Hotels	12	34 249	10 428	2 428	955
7011 pt.	Motels, motor hotels, and tourist courts	23	10 072	2 057	436	239
702, 3	Other lodging places	2	(D)	(D)	(D)	AA
72	Personal services	193	40 245	14 300	3 607	1 405
721	Laundry, cleaning, and garment services	47	15 872	6 349	1 504	573
7211	Power laundries, family and commercial*	1	(D)	(D)	(D)	BB
7213	Linen supply*	2	(D)	(D)	(D)	BB
7215	Coin-operated laundries and drycleaning	8	723	183	36	19
7216	Drycleaning plants, except rug cleaning*	17	7 944	3 417	815	338
7217	Carpet and upholstery cleaning	5	529	123	28	12
7218	Industrial launderers*	—	—	—	—	—
7212, 9	Other laundry, cleaning, and garment services*	14	2 447	907	215	86
722	Photographic studios, portrait	10	3 690	726	162	52
723, 4	Beauty and barber shops	98	8 463	3 748	836	369
723	Beauty shops	92	8 306	3 704	825	363
724	Barber shops	6	157	44	11	6
725	Shoe repair shops and shoeshine parlors	6	483	51	12	8
726	Funeral service and crematories	16	7 809	2 207	642	115
729	Miscellaneous personal services	16	3 928	1 219	451	288
73	Business services	235	226 339	82 715	21 221	5 508
731	Advertising	15	8 047	2 113	513	84
732	Consumer credit reporting agencies, mercantile reporting agencies, and adjustment and collection agencies	15	4 005	1 164	303	98
733	Mailing, reproduction, commercial art and photography, and stenographic services	19	2 736	669	150	57
734	Services to dwellings and other buildings	56	20 102	9 482	2 613	1 041
735	Miscellaneous equipment rental and leasing	24	10 988	3 027	739	153
736	Personnel supply services	22	29 016	21 821	5 049	1 778
737	Computer programming, data processing, and other computer related services	33	(D)	(D)	(D)	GG
7371, 2, 3	Computer programming, prepackaged software, and integrated systems	12	(D)	(D)	(D)	BB
7374, 5, 6	Data processing services	17	(D)	(D)	(D)	GG
7377, 8, 9	Computer rental and leasing, maintenance, and related services, n.e.c.	4	(D)	(D)	(D)	AA
738	Miscellaneous business services	51	(D)	(D)	(D)	FF
75	Automotive repair, services, and parking	160	46 425	13 085	3 206	830
751	Automotive rental and leasing, without drivers	14	8 715	1 234	303	69
752	Automobile parking	1	(D)	(D)	(D)	AA
753	Automotive repair shops	122	31 461	9 723	2 397	560
7532	Top, body, and upholstery repair shops and paint shops	30	11 207	4 069	1 010	206
7538	General automotive repair shops	56	10 605	2 684	685	192
7533, 4, 6, 7, 9	Other automotive repair shops	36	9 649	2 970	702	162
754	Automotive services, except repair	23	(D)	(D)	(D)	CC
76	Miscellaneous repair services	82	22 300	6 859	1 614	397
762	Electrical repair shops	35	11 359	2 950	688	182
7622	Radio and television repair shops	8	920	278	68	24
7623, 9	Other electrical and electronic repair shops	27	10 439	2 672	620	158
763	Watch, clock, and jewelry repair	1	(D)	(D)	(D)	AA
764	Reupholstery and furniture repair	17	951	313	73	29
769	Miscellaneous repair and related services	29	(D)	(D)	(D)	CC
78, 79, 84	Amusement and recreation services, including motion pictures and museums	67	23 799	4 370	1 002	603
781, 2	Motion picture production, distribution, and services	2	(D)	(D)	(D)	AA
783	Motion picture theaters	5	(D)	(D)	(D)	BB
784	Video tape rental	8	3 408	452	102	60
792	Theatrical producers (except motion picture), bands, orchestras, and entertainers	1	(D)	(D)	(D)	AA
793	Bowling centers	3	(D)	(D)	(D)	BB
79 ex. 792, 3, 84	Commercial sports and other amusement and recreation services, including museums	48	12 788	2 729	606	354
80	Health services	328	294 014	125 093	27 442	4 279
801	Offices and clinics of doctors of medicine	179	148 968	79 715	16 606	1 429
802	Offices and clinics of dentists	59	24 677	7 761	1 706	358
803	Offices and clinics of doctors of osteopathy	1	(D)	(D)	(D)	AA
804	Offices and clinics of other health practitioners	44	11 116	3 432	812	168
805	Nursing and personal care facilities	7	20 443	8 720	2 147	896
806	Hospitals	2	(D)	(D)	(D)	FF
807, 8, 9	Other health services	36	(D)	(D)	(D)	FF
81	Legal services	129	50 891	15 137	3 433	488
823, 4, 9	Selected educational services	7	(D)	(D)	(D)	BB

Table 7a. Summary Statistics for Firms Subject to Federal Income Tax for Metropolitan Areas: 1992—Con.

[Includes only establishments with payroll. For meaning of abbreviations and symbols, see introductory text. For explanation of terms and comparability of 1987 and 1992 censuses, see appendix A. For definitions of CMSA's, MSA's, and PMSA's, see appendix D]

SIC code	Geographic area and kind of business or operation	Establishments (number)	Receipts (\$1,000)	Annual payroll (\$1,000)	First-quarter payroll (\$1,000)	Paid employees for pay period including March 12 (number)
COLUMBUS, GA—AL MSA—Con.						
83	Social services	44	7 710	3 171	797	397
835	Child day care services	35	6 457	2 680	681	363
832, 3, 6, 9	Other social services	9	1 253	491	116	34
87 ex. 8733	Engineering, accounting, research, management, and related services (except noncommercial research organizations)	110	38 448	15 485	3 301	630
871	Engineering, architectural, and surveying services	22	7 333	3 685	814	135
872	Accounting, auditing, and bookkeeping services	52	16 262	7 116	1 654	295
873 ex. 8733	Research, development, and testing services (except noncommercial research organizations)	3	388	92	10	2
874	Management and public relations services	33	14 465	4 592	823	198
89	Services, n.e.c.	2	(D)	(D)	(D)	AA
MACON, GA MSA						
	Total	2 010	1 126 282	419 657	90 012	20 519
70 ex. 704	Hotels, rooming houses, camps, and other lodging places (except membership lodging)	71	40 419	9 330	2 187	1 244
7011	Hotels and motels	67	40 069	9 272	2 175	1 237
7011 pt.	Hotels	30	27 909	6 559	1 575	826
7011 pt.	Hotels, 25 guestrooms or more	26	27 133	6 445	1 547	805
7011 pt.	Hotels, less than 25 guestrooms	4	776	114	28	21
7011 pt.	Motels, motor hotels, and tourist courts	37	12 160	2 713	600	411
7011 pt.	Motels, tourist courts	30	10 298	2 109	425	330
7011 pt.	Motor hotels	7	1 862	604	175	81
702, 3	Other lodging places	4	350	58	12	7
702	Rooming and boarding houses	3	(D)	(D)	(D)	AA
703	Camps and recreational vehicle parks	1	(D)	(D)	(D)	AA
72	Personal services	211	41 401	14 073	3 405	1 262
721	Laundry, cleaning, and garment services	82	19 486	7 421	1 763	547
7211	Power laundries, family and commercial*	2	(D)	(D)	(D)	AA
7213	Linen supply*	2	(D)	(D)	(D)	CC
7215	Coin-operated laundries and drycleaning	20	1 124	222	61	33
7216	Drycleaning plants, except rug cleaning*	18	3 935	1 785	415	169
7217	Carpet and upholstery cleaning	12	1 641	471	99	49
7218	Industrial laundriers*	3	(D)	(D)	(D)	BB
7212, 9	Other laundry, cleaning, and garment services*	25	(D)	(D)	(D)	BB
7212	Garment pressing, and agents for laundries and drycleaners	20	(D)	(D)	(D)	BB
7219	Laundry and garment services, n.e.c.*	5	(D)	(D)	(D)	AA
722	Photographic studios, portrait	15	2 687	626	142	63
723, 4	Beauty and barber shops	69	5 661	2 203	528	241
723	Beauty shops	65	5 277	2 042	494	227
724	Barber shops	4	384	161	34	14
725	Shoe repair shops and shoeshine parlors	6	313	103	29	13
726	Funeral service and crematories	19	9 030	2 402	466	127
729	Miscellaneous personal services	20	4 224	1 318	477	271
7291	Tax return preparation services	6	1 112	688	318	193
7299	Miscellaneous personal services, n.e.c.	14	3 112	630	159	78
73	Business services	276	136 494	58 957	12 981	4 632
731	Advertising	17	9 591	2 512	557	113
7311	Advertising agencies	9	3 525	574	129	24
7312	Outdoor advertising services	4	3 740	910	204	42
7313	Radio, television, publishers' advertising representatives	3	(D)	(D)	(D)	BB
7319	Advertising, n.e.c.	1	(D)	(D)	(D)	AA
732	Consumer credit reporting agencies, mercantile reporting agencies, and adjustment and collection agencies	11	4 258	1 834	485	89
7322	Adjustment and collection services	8	3 092	1 531	353	68
7323	Credit reporting services	3	1 166	303	132	21
733	Mailing, reproduction, commercial art and photography, and stenographic services	15	2 093	592	112	37
7331	Direct mail advertising services	2	(D)	(D)	(D)	AA
7334	Photocopying and duplicating services	3	(D)	(D)	(D)	AA
7335, 6	Commercial photography, art, and graphics	4	295	28	6	5
7335	Commercial photography	—	—	—	—	—
7336	Commercial art and graphic design	4	295	28	6	5
7338	Secretarial and court reporting services	6	988	515	95	22
734	Services to dwellings and other buildings	62	31 233	17 163	3 625	1 722
7342	Disinfecting and pest control services	19	8 815	3 305	763	158
7349	Building cleaning and maintenance services, n.e.c.	43	22 418	13 858	2 862	1 564
735	Miscellaneous equipment rental and leasing	23	8 698	2 203	498	136
7352	Medical equipment rental and leasing	4	1 608	402	75	28
7353	Heavy construction equipment rental and leasing	5	2 226	633	121	24
7359	Equipment rental and leasing, n.e.c.	14	4 864	1 168	302	84
736	Personnel supply services	30	20 326	12 851	2 522	1 228
7361	Employment agencies	5	839	291	70	16
7363	Help supply services	25	19 487	12 560	2 452	1 212
7363 pt.	Temporary help supply	19	15 364	9 044	1 702	1 058
7363 pt.	Help supply, except temporary	6	4 123	3 516	750	154

Table 7a. Summary Statistics for Firms Subject to Federal Income Tax for Metropolitan Areas: 1992—Con.

[Includes only establishments with payroll. For meaning of abbreviations and symbols, see introductory text. For explanation of terms and comparability of 1987 and 1992 censuses, see appendix A. For definitions of CMSA's, MSA's, and PMSA's, see appendix D]

SIC code	Geographic area and kind of business or operation	Establishments (number)	Receipts (\$1,000)	Annual payroll (\$1,000)	First-quarter payroll (\$1,000)	Paid employees for pay period including March 12 (number)
	MACON, GA MSA—Con.					
73	Business services—Con.					
737	Computer programming, data processing, and other computer related services -----	48	34 478	13 277	3 137	489
7371, 2, 3	Computer programming, prepackaged software, and integrated systems -----	28	(D)	(D)	(D)	CC
7371	Computer programming services -----	20	8 253	4 259	1 129	150
7372	Prepackaged software -----	3	(D)	(D)	(D)	AA
7373	Computer integrated systems -----	5	8 159	2 555	457	67
7374, 5, 6	Data processing services -----	4	(D)	(D)	(D)	CC
7374, 5	Computer processing, information retrieval -----	2	(D)	(D)	(D)	CC
7376	Computer facilities management services -----	2	(D)	(D)	(D)	AA
7377, 8, 9	Computer rental and leasing, maintenance, and related services, n.e.c. -----	16	(D)	(D)	(D)	CC
7377	Computer rental and leasing -----	—	—	—	—	—
7378	Computer maintenance and repair -----	7	(D)	(D)	(D)	BB
7379	Computer related services, n.e.c. -----	9	(D)	(D)	(D)	BB
738	Miscellaneous business services -----	70	25 817	8 525	2 045	818
7381, 2	Detective agencies and protective services -----	12	6 854	3 901	952	406
7381	Detective, guard, and armored car services -----	10	(D)	(D)	(D)	EE
7382	Security systems services -----	2	(D)	(D)	(D)	AA
7383	News syndicates -----	—	—	—	—	—
7384	Photofinishing laboratories* -----	6	968	155	36	23
7389	Business services, n.e.c. -----	52	17 995	4 469	1 057	389
7389 pt.	Sign painting shops -----	7	1 006	240	54	19
7389 pt.	Interior designing -----	7	1 462	236	38	11
7389 pt.	Telephone answering services -----	3	595	352	85	36
7389 pt.	Other business services -----	35	14 932	3 641	880	323
75	Automotive repair, services, and parking -----	221	86 120	18 060	4 294	1 147
751	Automotive rental and leasing, without drivers -----	16	27 830	3 323	823	189
7513	Truck rental and leasing, without drivers -----	8	(D)	(D)	(D)	CC
7514, 5	Passenger car rental and leasing -----	8	(D)	(D)	(D)	BB
7514	Passenger car rental -----	8	(D)	(D)	(D)	BB
7515	Passenger car leasing -----	—	—	—	—	—
7519	Utility trailer and recreational vehicle rental -----	—	—	—	—	—
752	Automobile parking -----	1	(D)	(D)	(D)	AA
753	Automotive repair shops -----	171	51 135	12 488	2 950	730
7532	Top, body, and upholstery repair shops and paint shops -----	51	14 541	4 500	1 048	242
7532 pt.	Top and body repair shops -----	46	13 090	4 110	953	218
7532 pt.	Paint shops -----	5	1 451	390	95	24
7538	General automotive repair shops -----	83	25 763	5 799	1 374	342
7538 pt.	General automotive repair shops, except diesel -----	73	20 476	4 307	1 004	259
7538 pt.	Diesel repair shops -----	10	5 287	1 492	370	83
7533, 4, 6, 7, 9	Other automotive repair shops -----	37	10 831	2 189	528	146
7533	Automotive exhaust system repair shops -----	1	(D)	(D)	(D)	AA
7534	Tire retreading and repair shops -----	4	2 655	488	117	40
7536	Automotive glass replacement shops -----	5	1 307	312	73	20
7537	Automotive transmission repair shops -----	12	2 014	520	138	34
7539	Automotive repair shops, n.e.c. -----	15	(D)	(D)	(D)	BB
7539 pt.	Radiator repair -----	3	(D)	(D)	(D)	AA
7539 pt.	Brake, front end, and wheel alignment -----	5	(D)	(D)	(D)	BB
7539 pt.	Automotive electrical and fuel system services -----	5	3 187	263	64	18
7539 pt.	Other automotive repair shops, n.e.c. -----	2	(D)	(D)	(D)	AA
754	Automotive services, except repair -----	33	(D)	(D)	(D)	CC
7542	Carwashes -----	16	(D)	(D)	(D)	CC
7549	Automotive services, except repair and carwashes -----	17	4 060	1 289	295	99
76	Miscellaneous repair services -----	100	41 062	14 241	3 406	673
762	Electrical repair shops -----	35	10 889	4 211	1 030	220
7622	Radio and television repair shops -----	12	2 262	715	164	46
7623, 9	Other electrical and electronic repair shops -----	23	8 627	3 496	866	174
7623	Refrigeration and air-conditioning service and repair shops -----	5	1 949	741	180	30
7629	Electrical and electronic repair shops, n.e.c. -----	18	6 678	2 755	686	144
763	Watch, clock, and jewelry repair -----	2	(D)	(D)	(D)	AA
764	Reupholstery and furniture repair -----	13	1 262	427	97	35
769	Miscellaneous repair and related services -----	50	(D)	(D)	(D)	EE
7692	Welding repair -----	1	(D)	(D)	(D)	AA
7694	Armature rewinding shops -----	4	15 658	5 661	1 369	203
7699	Repair shops and related services, n.e.c. -----	45	(D)	(D)	(D)	CC
78, 79, 84	Amusement and recreation services, including motion pictures and museums -----	110	34 273	7 791	1 646	825
781, 2	Motion picture production, distribution, and services -----	4	(D)	(D)	(D)	AA
783	Motion picture theaters -----	5	(D)	(D)	(D)	CC
7832	Motion picture theaters, except drive-in -----	5	(D)	(D)	(D)	CC
7833	Drive-in motion picture theaters -----	—	—	—	—	—
784	Video tape rental -----	34	6 749	1 401	285	204
792	Theatrical producers (except motion picture), bands, orchestras, and entertainers -----	6	(D)	(D)	(D)	AA
7922	Theatrical producers (except motion picture) and miscellaneous theatrical services -----	4	583	137	32	16
7929	Bands, orchestras, actors, and other entertainers and entertainment groups -----	2	(D)	(D)	(D)	AA
793	Bowling centers -----	5	2 249	682	127	80

Table 7a. Summary Statistics for Firms Subject to Federal Income Tax for Metropolitan Areas: 1992—Con.

[Includes only establishments with payroll. For meaning of abbreviations and symbols, see introductory text. For explanation of terms and comparability of 1987 and 1992 censuses, see appendix A. For definitions of CMSA's, MSA's, and PMSA's, see appendix D]

SIC code	Geographic area and kind of business or operation	Establishments (number)	Receipts (\$1,000)	Annual payroll (\$1,000)	First-quarter payroll (\$1,000)	Paid employees for pay period including March 12 (number)
MACON, GA MSA—Con.						
78, 79, 84	Amusement and recreation services, including motion pictures and museums—Con.					
79 ex. 792, 3; 84	Commercial sports and other amusement and recreation services, including museums -----	56	17 116	4 493	967	392
794	Commercial sports -----	1	(D)	(D)	(D)	AA
7941	Professional sports clubs, managers, promoters -----	1	(D)	(D)	(D)	AA
7948	Racing, including track operation -----	—	—	—	—	—
79 ex. 792, 3, 4; 84	Other amusement and recreation services, including museums -----	55	(D)	(D)	(D)	EE
791	Dance studios, schools, and halls -----	6	467	115	32	18
7991	Physical fitness facilities -----	6	1 874	489	82	63
7992	Public golf courses -----	3	829	243	52	21
7993	Coin-operated amusement devices -----	11	1 914	339	73	22
7996	Amusement parks -----	—	—	—	—	—
7997	Membership sports and recreation clubs -----	8	7 553	2 279	550	165
7999, 84	Amusement and recreation services, including museums, n.e.c. -----	21	(D)	(D)	(D)	BB
7999 pt.	Concession operators of amusement devices and rides -----	1	(D)	(D)	(D)	AA
7999 pt.	Carnivals, circuses, and fairs -----	1	(D)	(D)	(D)	AA
7999 pt., 84	Other recreation and amusements, including museums -----	19	(D)	(D)	(D)	BB
80	Health services -----	544	564 801	226 473	47 102	7 543
801	Offices and clinics of doctors of medicine -----	278	228 209	115 614	21 985	1 933
8011 pt.	Offices of doctors of medicine -----	274	(D)	(D)	(D)	GG
8011 pt.	General medical clinics -----	4	(D)	(D)	(D)	BB
802	Offices and clinics of dentists -----	104	39 223	16 586	3 532	621
803	Offices and clinics of doctors of osteopathy -----	1	(D)	(D)	(D)	AA
804	Offices and clinics of other health practitioners -----	56	14 656	5 461	1 242	225
8041	Offices and clinics of chiropractors -----	23	6 446	2 248	482	92
8042	Offices and clinics of optometrists -----	14	3 682	1 389	314	60
8043	Offices and clinics of podiatrists -----	5	1 331	473	106	19
8049	Offices and clinics of health practitioners, n.e.c. -----	14	3 197	1 351	340	54
805	Nursing and personal care facilities -----	23	37 887	17 241	3 871	1 586
8051	Skilled nursing care facilities -----	18	33 620	14 999	3 429	1 457
8052	Intermediate care facilities -----	2	(D)	(D)	(D)	CC
8059	Nursing and personal care facilities, n.e.c. -----	3	(D)	(D)	(D)	BB
806	Hospitals -----	6	(D)	(D)	(D)	GG
8062	General medical and surgical hospitals -----	3	(D)	(D)	(D)	GG
8063, 9	Specialty hospitals -----	3	40 133	11 541	2 938	514
807, 8, 9	Other health services -----	76	(D)	(D)	(D)	FF
807	Medical and dental laboratories -----	25	27 069	6 435	1 112	184
8071	Medical laboratories -----	16	23 885	4 873	741	127
8072	Dental laboratories -----	9	3 184	1 562	371	57
808	Home health care services -----	24	19 357	8 824	1 801	546
809	Miscellaneous health and allied services, n.e.c. -----	27	(D)	(D)	(D)	CC
8092	Kidney dialysis centers -----	7	(D)	(D)	(D)	BB
8093	Specialty outpatient facilities, n.e.c. -----	14	(D)	(D)	(D)	CC
8099	Health and allied services, n.e.c. -----	6	(D)	(D)	(D)	BB
81	Legal services -----	158	69 903	21 583	3 386	709
823, 4, 9	Selected educational services -----	15	(D)	(D)	(D)	BB
823	Libraries -----	—	—	—	—	—
824	Vocational schools -----	2	(D)	(D)	(D)	BB
829	Schools and educational services, n.e.c. -----	13	(D)	(D)	(D)	BB
83	Social services -----	96	16 819	7 421	1 884	922
835	Child day care services -----	69	11 295	5 149	1 245	661
832, 3, 6, 9	Other social services -----	27	5 524	2 272	639	261
87 ex. 8733	Engineering, accounting, research, management, and related services (except noncommercial research organizations) -----	205	92 158	41 017	9 555	1 479
871	Engineering, architectural, and surveying services -----	65	49 114	20 493	4 804	584
8711	Engineering services -----	33	29 668	14 593	3 419	388
8712	Architectural services -----	20	16 326	4 478	1 049	119
8713	Surveying services -----	12	3 120	1 422	336	77
872	Accounting, auditing, and bookkeeping services -----	84	21 703	8 899	2 016	363
873 ex. 8733	Research, development, and testing services (except noncommercial research organizations) -----	4	4 934	3 499	678	106
8731	Commercial physical and biological research -----	1	(D)	(D)	(D)	BB
8732	Commercial economic, sociological, and educational research -----	1	(D)	(D)	(D)	BB
8734	Testing laboratories -----	2	(D)	(D)	(D)	BB
874	Management and public relations services -----	52	16 407	8 126	2 057	426
8741	Management services -----	22	7 582	3 454	932	276
8742	Management consulting services -----	18	(D)	(D)	(D)	BB
8743	Public relations services -----	3	118	30	9	4
8744	Facilities support management services -----	2	(D)	(D)	(D)	BB
8748	Business consulting services, n.e.c. -----	7	596	295	33	14
89	Services, n.e.c. -----	3	(D)	(D)	(D)	AA

Table 7a. Summary Statistics for Firms Subject to Federal Income Tax for Metropolitan Areas: 1992—Con.

[Includes only establishments with payroll. For meaning of abbreviations and symbols, see introductory text. For explanation of terms and comparability of 1987 and 1992 censuses, see appendix A. For definitions of CMSA's, MSA's, and PMSA's, see appendix D]

SIC code	Geographic area and kind of business or operation	Establishments (number)	Receipts (\$1,000)	Annual payroll (\$1,000)	First-quarter payroll (\$1,000)	Paid employees for pay period including March 12 (number)
SAVANNAH, GA MSA						
	Total	1 785	928 982	356 938	77 344	16 877
70 ex. 704	Hotels, rooming houses, camps, and other lodging places (except membership lodging)	80	89 546	22 526	5 298	2 299
7011	Hotels and motels	72	87 299	22 079	5 184	2 234
7011 pt.	Hotels	36	67 610	17 428	4 190	1 711
7011 pt.	Motels, motor hotels, and tourist courts	36	19 689	4 651	994	523
702, 3	Other lodging places	8	2 247	447	114	65
72	Personal services	199	42 846	15 404	3 758	1 407
721	Laundry, cleaning, and garment services	60	19 551	7 243	1 707	616
7211	Power laundries, family and commercial*	2	(D)	(D)	(D)	AA
7213	Linen supply*	1	(D)	(D)	(D)	BB
7215	Coin-operated laundries and drycleaning	12	821	201	53	33
7216	Drycleaning plants, except rug cleaning*	20	5 120	2 110	481	221
7217	Carpet and upholstery cleaning	9	1 390	324	71	32
7218	Industrial launderers*	1	(D)	(D)	(D)	BB
7212, 9	Other laundry, cleaning, and garment services*	15	(D)	(D)	(D)	CC
722	Photographic studios, portrait	14	2 826	481	101	45
723, 4	Beauty and barber shops	93	9 781	4 429	1 092	396
723	Beauty shops	90	9 646	4 370	1 077	392
724	Barber shops	3	135	59	15	4
725	Shoe repair shops and shoeshine parlors	3	(D)	(D)	(D)	AA
726	Funeral service and crematories	14	7 459	2 037	450	136
729	Miscellaneous personal services	15	(D)	(D)	(D)	CC
73	Business services	293	149 953	50 493	11 422	3 921
731	Advertising	18	7 963	2 331	636	103
732	Consumer credit reporting agencies, mercantile reporting agencies, and adjustment and collection agencies	13	7 990	2 310	683	143
733	Mailing, reproduction, commercial art and photography, and stenographic services	18	6 064	1 897	439	86
734	Services to dwellings and other buildings	68	17 962	8 639	1 905	844
735	Miscellaneous equipment rental and leasing	49	53 732	10 426	2 292	444
736	Personnel supply services	30	17 904	11 867	2 259	1 202
737	Computer programming, data processing, and other computer related services	27	12 889	3 288	639	108
7371, 2, 3	Computer programming, prepackaged software, and integrated systems	15	(D)	(D)	(D)	BB
7374, 5, 6	Data processing services	4	(D)	(D)	(D)	AA
7377, 8, 9	Computer rental and leasing, maintenance, and related services, n.e.c.	8	(D)	(D)	(D)	BB
738	Miscellaneous business services	70	25 449	9 735	2 569	991
75	Automotive repair, services, and parking	171	64 729	14 037	3 293	866
751	Automotive rental and leasing, without drivers	18	23 767	2 591	574	174
752	Automobile parking	4	(D)	(D)	(D)	AA
753	Automotive repair shops	123	34 980	9 803	2 319	543
7532	Top, body, and upholstery repair shops and paint shops	37	11 666	3 979	974	225
7538	General automotive repair shops	56	14 054	3 655	809	189
7533, 4, 6, 7, 9	Other automotive repair shops	30	9 260	2 169	536	129
754	Automotive services, except repair	26	(D)	(D)	(D)	CC
76	Miscellaneous repair services	95	37 750	14 482	3 420	667
762	Electrical repair shops	25	7 924	3 089	755	184
7622	Radio and television repair shops	10	825	281	74	26
7623, 9	Other electrical and electronic repair shops	15	7 099	2 808	681	158
763	Watch, clock, and jewelry repair	3	262	52	11	3
764	Reupholstery and furniture repair	9	1 314	390	88	28
769	Miscellaneous repair and related services	58	28 250	10 951	2 566	452
78, 79, 84	Amusement and recreation services, including motion pictures and museums	85	27 905	5 610	1 260	621
781, 2	Motion picture production, distribution, and services	2	(D)	(D)	(D)	AA
783	Motion picture theaters	4	(D)	(D)	(D)	BB
784	Video tape rental	18	4 406	844	218	99
792	Theatrical producers (except motion picture), bands, orchestras, and entertainers	2	(D)	(D)	(D)	BB
793	Bowling centers	3	(D)	(D)	(D)	BB
79 ex. 792, 3, 84	Commercial sports and other amusement and recreation services, including museums	56	14 847	3 426	741	343
80	Health services	426	316 025	161 043	32 791	4 320
801	Offices and clinics of doctors of medicine	229	207 315	117 945	23 275	2 053
802	Offices and clinics of dentists	84	32 901	13 904	3 163	512
803	Offices and clinics of doctors of osteopathy	2	(D)	(D)	(D)	AA
804	Offices and clinics of other health practitioners	60	16 529	4 690	947	256
805	Nursing and personal care facilities	10	20 672	9 787	2 161	823
806	Hospitals	1	(D)	(D)	(D)	CC
807, 8, 9	Other health services	40	(D)	(D)	(D)	FF
81	Legal services	153	74 855	28 514	5 929	845
823, 4, 9	Selected educational services	12	(D)	(D)	(D)	CC

Table 7a. Summary Statistics for Firms Subject to Federal Income Tax for Metropolitan Areas: 1992—Con.

[Includes only establishments with payroll. For meaning of abbreviations and symbols, see introductory text. For explanation of terms and comparability of 1987 and 1992 censuses, see appendix A. For definitions of CMSA's, MSA's, and PMSA's, see appendix D]

SIC code	Geographic area and kind of business or operation	Establishments (number)	Receipts (\$1,000)	Annual payroll (\$1,000)	First-quarter payroll (\$1,000)	Paid employees for pay period including March 12 (number)
	SAVANNAH, GA MSA—Con.					
83	Social services	73	(D)	(D)	(D)	FF
835	Child day care services	52	(D)	(D)	(D)	EE
832, 3, 6, 9	Other social services	21	11 687	3 965	879	329
87 ex. 8733	Engineering, accounting, research, management, and related services (except noncommercial research organizations)	189	79 724	33 164	7 446	1 080
871	Engineering, architectural, and surveying services	60	37 779	17 334	3 869	482
872	Accounting, auditing, and bookkeeping services	80	20 219	7 532	1 985	324
873 ex. 8733	Research, development, and testing services (except noncommercial research organizations)	5	(D)	(D)	(D)	CC
874	Management and public relations services	44	(D)	(D)	(D)	CC
89	Services, n.e.c.	9	(D)	(D)	(D)	BB

Table 7b. Summary Statistics for Firms Exempt From Federal Income Tax for Metropolitan Areas: 1992

[Includes only establishments with payroll. For meaning of abbreviations and symbols, see introductory text. For explanation of terms and comparability of 1987 and 1992 censuses, see appendix A. For definitions of CMSA's, MSA's, and PMSA's, see appendix D]

SIC code	Geographic area and kind of business or operation	Establishments (number)	Revenue (\$1,000)	Annual payroll (\$1,000)	First-quarter payroll (\$1,000)	Paid employees for pay period including March 12 (number)
	ALBANY, GA MSA					
	Total	94	140 515	60 661	14 577	2 797
7032, 704	Camps and membership lodging	—	—	—	—	—
792, 7991 pt., 7997, 7999 pt., 84	Selected amusement, recreation, and related services	9	(D)	(D)	(D)	BB
8011 pt.; 8021 pt.; 805, 6, 8, 9	Selected health services	7	(D)	(D)	(D)	GG
8111 pt.	Legal aid societies and similar legal services	1	(D)	(D)	(D)	AA
823, 4, 9	Selected educational services	—	—	—	—	—
83	Social services	38	11 981	4 464	1 020	394
835	Child day care services	13	2 640	1 450	330	142
832, 3, 6, 9	Other social services	25	9 341	3 014	690	252
861, 2, 4, 9	Selected membership organizations	36	(D)	(D)	(D)	EE
873, 4 ex. 8744	Research, testing, and consulting services, except facilities support management services	3	(D)	(D)	(D)	AA
	ATHENS, GA MSA					
	Total	117	207 848	86 977	20 222	4 089
7032, 704	Camps and membership lodging	20	(D)	(D)	(D)	CC
792, 7991 pt., 7997, 7999 pt., 84	Selected amusement, recreation, and related services	3	(D)	(D)	(D)	AA
8011 pt.; 8021 pt.; 805, 6, 8, 9	Selected health services	5	(D)	(D)	(D)	HH
8111 pt.	Legal aid societies and similar legal services	—	—	—	—	—
823, 4, 9	Selected educational services	4	(D)	(D)	(D)	AA
83	Social services	39	16 006	6 546	1 453	526
835	Child day care services	6	599	330	84	48
832, 3, 6, 9	Other social services	33	15 407	6 216	1 369	478
861, 2, 4, 9	Selected membership organizations	43	(D)	(D)	(D)	EE
873, 4 ex. 8744	Research, testing, and consulting services, except facilities support management services	3	(D)	(D)	(D)	BB

Table 7b. Summary Statistics for Firms Exempt From Federal Income Tax for Metropolitan Areas: 1992—Con.

[Includes only establishments with payroll. For meaning of abbreviations and symbols, see introductory text. For explanation of terms and comparability of 1987 and 1992 censuses, see appendix A. For definitions of CMSA's, MSA's, and PMSA's, see appendix D]

SIC code	Geographic area and kind of business or operation	Establishments (number)	Revenue (\$1,000)	Annual payroll (\$1,000)	First-quarter payroll (\$1,000)	Paid employees for pay period including March 12 (number)
ATLANTA, GA MSA						
	Total	1 745	4 699 970	1 752 353	420 234	72 634
7032, 704	Camps and membership lodging	19	(D)	(D)	(D)	BB
7032	Sporting and recreational camps	4	(D)	(D)	(D)	BB
704	Organization hotels and lodging houses, on membership basis	15	(D)	(D)	(D)	BB
792, 7991 pt., 7997, 7999 pt., 84	Selected amusement, recreation, and related services	156	184 906	71 927	15 903	3 847
792	Theatrical producers (except motion picture), bands, orchestras, and entertainers	45	50 532	19 346	4 563	870
7922	Theatrical producers (except motion picture) and miscellaneous theatrical services	24	24 779	7 339	1 777	567
7922 pt.	Producers of live theatrical productions	18	(D)	(D)	(D)	EE
7922 pt.	Producers of radio and television shows, except tape	—	—	—	—	—
7922 pt.	Artists' and entertainers' managers or agents, concert bureaus, booking agents	1	(D)	(D)	(D)	AA
7922 pt.	Other theatrical services	5	(D)	(D)	(D)	EE
7929	Bands, orchestras, actors, and other entertainers and entertainment groups	21	25 753	12 007	2 786	303
7929 pt.	Dance groups and artists	7	(D)	(D)	(D)	BB
7929 pt.	Symphony orchestras, opera companies, and chamber music organizations	6	(D)	(D)	(D)	CC
7929 pt.	Other music groups and artists	5	(D)	(D)	(D)	BB
7929 pt.	Other entertainers and entertainment groups	3	(D)	(D)	(D)	BB
7991 pt., 7997	Gymnasiums, athletic clubs, and membership sports and recreation clubs	86	94 955	39 054	8 207	2 272
7991 pt.	Gymnasiums and athletic clubs	1	(D)	(D)	(D)	BB
7997	Membership sports and recreation clubs	85	(D)	(D)	(D)	GG
7999 pt.	Fairs	2	(D)	(D)	(D)	AA
84	Museums, art galleries, and botanical and zoological gardens	23	(D)	(D)	(D)	FF
841	Museums and art galleries	16	(D)	(D)	(D)	EE
842	Arboreta and botanical or zoological gardens	7	(D)	(D)	(D)	EE
8011 pt.; 8021 pt.; 805, 6, 8, 9	Selected health services	128	3 297 097	1 338 792	321 267	51 168
8011 pt., 8021 pt.	Clinics of doctors of medicine and dentists	25	55 129	26 242	6 208	1 091
8011 pt.	General medical clinics	25	55 129	26 242	6 208	1 091
8021 pt.	Dental clinics	—	—	—	—	—
805	Nursing and personal care facilities	24	50 668	25 827	6 292	1 716
8051	Skilled nursing care facilities	10	36 699	18 883	4 624	1 277
8052	Intermediate care facilities	10	(D)	(D)	(D)	EE
8059	Nursing and personal care facilities, n.e.c.	4	(D)	(D)	(D)	CC
806	Hospitals	39	3 112 662	1 250 853	300 646	47 000
8062	General medical and surgical hospitals	27	2 535 871	1 011 086	242 957	38 101
8062 pt.	General medical and surgical hospitals, nongovernment	14	1 574 188	599 946	147 027	21 853
8062 pt.	General medical and surgical hospitals, government	13	961 683	411 140	95 930	16 248
8063, 9	Specialty hospitals	12	576 791	239 767	57 689	8 899
8063	Psychiatric hospitals	6	(D)	(D)	(D)	GG
8063 pt.	Psychiatric hospitals, nongovernment	4	45 229	21 479	5 498	996
8063 pt.	Psychiatric hospitals, government	2	(D)	(D)	(D)	GG
8069	Specialty hospitals, except psychiatric	6	(D)	(D)	(D)	II
8069 pt.	Specialty hospitals, except psychiatric; nongovernment	6	(D)	(D)	(D)	II
8069 pt.	Specialty hospitals, except psychiatric; government	—	—	—	—	—
808, 9	Other health services	40	78 638	35 870	8 121	1 361
808	Home health care services	17	45 656	21 467	4 811	805
809	Miscellaneous health and allied services, n.e.c.	23	32 982	14 403	3 310	556
8092	Kidney dialysis centers	3	(D)	(D)	(D)	CC
8093	Specialty outpatient facilities, n.e.c.	15	19 616	10 042	2 194	358
8099	Health and allied services, n.e.c.	5	(D)	(D)	(D)	BB
8111 pt.	Legal aid societies and similar legal services	17	(D)	(D)	(D)	EE
823, 4, 9	Selected educational services	55	27 379	10 058	2 408	641
823	Libraries	4	(D)	(D)	(D)	EE
824	Vocational schools	10	(D)	(D)	(D)	CC
8243	Data processing schools	—	—	—	—	—
8244	Business and secretarial schools	—	—	—	—	—
8249	Vocational schools, n.e.c.	10	(D)	(D)	(D)	CC
829	Schools and educational services, n.e.c.	41	15 158	4 609	1 130	210
83	Social services	643	405 870	130 764	32 079	8 797
835	Child day care services	123	29 427	16 398	4 291	1 771
832, 3, 6, 9	Other social services	520	376 443	114 366	27 788	7 026
832	Individual and family social services	225	94 528	42 146	9 987	2 561
833	Job training and vocational rehabilitation services	49	33 220	15 307	3 966	1 354
836	Residential care	76	48 721	16 974	4 149	1 268
839	Social services, n.e.c.	170	199 974	39 939	9 686	1 843
861, 2, 4, 9	Selected membership organizations	663	496 047	137 118	32 875	6 572
861	Business associations	178	207 537	46 713	11 448	1 349
864	Civic, social, and fraternal associations	292	106 504	33 479	8 002	3 111
862, 9	Other membership organizations	193	182 006	56 926	13 425	2 112
862	Professional membership organizations	77	96 750	29 028	7 242	1 076
869	Membership organizations, n.e.c.	116	85 256	27 898	6 183	1 036

Table 7b. Summary Statistics for Firms Exempt From Federal Income Tax for Metropolitan Areas: 1992—Con.

[Includes only establishments with payroll. For meaning of abbreviations and symbols, see introductory text. For explanation of terms and comparability of 1987 and 1992 censuses, see appendix A. For definitions of CMSA's, MSA's, and PMSA's, see appendix D]

SIC code	Geographic area and kind of business or operation	Establishments (number)	Revenue (\$1,000)	Annual payroll (\$1,000)	First-quarter payroll (\$1,000)	Paid employees for pay period including March 12 (number)
ATLANTA, GA MSA—Con.						
873, 4 ex. 8744	Research, testing, and consulting services, except facilities support management services	64	253 154	55 103	13 566	1 256
873	Research, development, and testing services	38	(D)	(D)	(D)	GG
8731	Commercial physical and biological research	2	(D)	(D)	(D)	BB
8732	Commercial economic, sociological, and educational research	3	1 121	386	99	16
8733	Noncommercial research organizations	29	(D)	(D)	(D)	FF
8734	Testing laboratories	4	(D)	(D)	(D)	BB
874 ex. 8744	Management and public relations services, except facilities support management services	26	(D)	(D)	(D)	CC
8741	Management services	7	8 667	2 741	521	71
8742	Management consulting services	6	(D)	(D)	(D)	BB
8743	Public relations services	4	(D)	(D)	(D)	AA
8748	Business consulting services, n.e.c.	9	(D)	(D)	(D)	BB
AUGUSTA-AIKEN, GA-SC MSA						
Total		232	930 001	449 580	108 608	17 503
7032, 704	Camps and membership lodging	-	-	-	-	-
792, 7991 pt., 7997, 7999 pt., 84	Selected amusement, recreation, and related services	28	13 991	5 367	1 290	513
8011 pt.; 8021 pt.; 805, 6, 8, 9	Selected health services	32	852 678	422 595	102 244	15 100
8111 pt.	Legal aid societies and similar legal services	1	(D)	(D)	(D)	AA
823, 4, 9	Selected educational services	8	522	189	40	19
83	Social services	79	36 644	14 522	3 509	1 294
835	Child day care services	13	1 618	905	221	109
832, 3, 6, 9	Other social services	66	35 026	13 617	3 288	1 185
861, 2, 4, 9	Selected membership organizations	82	24 404	6 115	1 347	545
873, 4 ex. 8744	Research, testing, and consulting services, except facilities support management services	2	(D)	(D)	(D)	AA
CHATTANOOGA, TN-GA MSA						
Total		332	636 658	255 733	59 212	11 746
7032, 704	Camps and membership lodging	3	192	55	8	3
792, 7991 pt., 7997, 7999 pt., 84	Selected amusement, recreation, and related services	24	27 315	7 912	1 806	540
8011 pt.; 8021 pt.; 805, 6, 8, 9	Selected health services	53	501 163	213 262	49 009	8 543
8111 pt.	Legal aid societies and similar legal services	1	(D)	(D)	(D)	AA
823, 4, 9	Selected educational services	9	(D)	(D)	(D)	CC
83	Social services	132	65 026	21 736	5 269	1 791
835	Child day care services	31	5 966	3 218	776	364
832, 3, 6, 9	Other social services	101	59 060	18 518	4 493	1 427
861, 2, 4, 9	Selected membership organizations	107	36 003	8 810	2 150	655
873, 4 ex. 8744	Research, testing, and consulting services, except facilities support management services	3	(D)	(D)	(D)	BB
COLUMBUS, GA-AL MSA						
Total		158	382 256	172 252	40 701	7 247
7032, 704	Camps and membership lodging	-	-	-	-	-
792, 7991 pt., 7997, 7999 pt., 84	Selected amusement, recreation, and related services	11	10 106	3 036	674	188
8011 pt.; 8021 pt.; 805, 6, 8, 9	Selected health services	16	339 568	156 855	37 115	5 955
8111 pt.	Legal aid societies and similar legal services	2	(D)	(D)	(D)	AA
823, 4, 9	Selected educational services	3	(D)	(D)	(D)	AA
83	Social services	53	15 470	5 963	1 440	673
835	Child day care services	7	1 287	817	220	140
832, 3, 6, 9	Other social services	46	14 183	5 146	1 220	533
861, 2, 4, 9	Selected membership organizations	69	14 084	4 844	1 112	380
873, 4 ex. 8744	Research, testing, and consulting services, except facilities support management services	4	1 997	960	226	27

GA-108 GEORGIA

SERVICE INDUSTRIES—GEOGRAPHIC AREA SERIES

Table 7b. **Summary Statistics for Firms Exempt From Federal Income Tax for Metropolitan Areas: 1992—Con.**

[Includes only establishments with payroll. For meaning of abbreviations and symbols, see introductory text. For explanation of terms and comparability of 1987 and 1992 censuses, see appendix A. For definitions of CMSA's, MSA's, and PMSA's, see appendix D]

SIC code	Geographic area and kind of business or operation	Establishments (number)	Revenue (\$1,000)	Annual payroll (\$1,000)	First-quarter payroll (\$1,000)	Paid employees for pay period including March 12 (number)
MACON, GA MSA						
	Total	187	369 652	149 005	36 235	7 081
7032, 704	Camps and membership lodging	—	—	—	—	—
792, 7991 pt., 7997, 7999 pt., 84	Selected amusement, recreation, and related services	12	4 994	1 650	370	174
8011 pt.; 8021 pt.; 805, 6, 8, 9	Selected health services	14	304 084	126 573	30 973	5 404
8111 pt.	Legal aid societies and similar legal services	2	(D)	(D)	(D)	BB
823, 4, 9	Selected educational services	2	(D)	(D)	(D)	BB
83	Social services	73	29 578	10 844	2 581	821
835	Child day care services	16	2 764	1 312	338	138
832, 3, 6, 9	Other social services	57	26 814	9 532	2 243	683
861, 2, 4, 9	Selected membership organizations	82	26 634	8 123	1 890	587
873, 4 ex. 8744	Research, testing, and consulting services, except facilities support management services	2	(D)	(D)	(D)	AA
SAVANNAH, GA MSA						
	Total	185	516 785	218 783	56 336	9 833
7032, 704	Camps and membership lodging	1	(D)	(D)	(D)	AA
792, 7991 pt., 7997, 7999 pt., 84	Selected amusement, recreation, and related services	21	10 936	4 257	1 007	454
8011 pt.; 8021 pt.; 805, 6, 8, 9	Selected health services	23	446 544	192 533	50 252	7 402
8111 pt.	Legal aid societies and similar legal services	1	(D)	(D)	(D)	AA
823, 4, 9	Selected educational services	6	948	308	76	26
83	Social services	64	34 587	13 624	3 133	1 219
835	Child day care services	15	2 974	1 691	399	173
832, 3, 6, 9	Other social services	49	31 613	11 933	2 734	1 046
861, 2, 4, 9	Selected membership organizations	67	21 477	7 227	1 666	692
873, 4 ex. 8744	Research, testing, and consulting services, except facilities support management services	2	(D)	(D)	(D)	AA

Table 8a. Summary Statistics for Firms Subject to Federal Income Tax for the Area Outside Metropolitan Areas: 1992

[Includes only establishments with payroll. For meaning of abbreviations and symbols, see introductory text. For explanation of terms and comparability of 1987 and 1992 censuses, see appendix A. For definitions of CMSA's, MSA's, and PMSA's, see appendix D]

SIC code	Kind of business or operation	Establishments (number)	Receipts (\$1,000)	Annual payroll (\$1,000)	First-quarter payroll (\$1,000)	Paid employees for pay period including March 12 (number)
	Total	10 135	3 775 713	1 394 714	309 374	81 711
70 ex. 704	Hotels, rooming houses, camps, and other lodging places (except membership lodging)	433	311 264	86 364	20 087	8 211
	Hotels and motels	396	299 850	83 909	19 554	8 052
7011	Hotels	127	(D)	(D)	(D)	HH
7011 pt.	Hotels, 25 guestrooms or more	95	174 171	54 603	12 718	4 530
7011 pt.	Hotels, less than 25 guestrooms	32	(D)	(D)	(D)	CC
7011 pt.	Motels, motor hotels, and tourist courts	269	(D)	(D)	(D)	HH
7011 pt.	Motels, tourist courts	239	95 681	22 134	4 884	2 716
7011 pt.	Motor hotels	30	(D)	(D)	(D)	FF
	Other lodging places	37	11 414	2 455	533	159
702, 3	Rooming and boarding houses	4	237	30	8	6
703	Camps and recreational vehicle parks	33	11 177	2 425	525	153
7032	Sporting and recreational camps	16	7 924	1 612	354	91
7033	Recreational vehicle parks and campsites	17	3 253	813	171	62
72	Personal services	1 287	206 444	59 940	14 784	5 864
	Laundry, cleaning, and garment services	412	75 504	24 376	6 050	2 485
7211	Power laundries, family and commercial*	13	2 477	673	161	75
7213	Linen supply*	16	12 567	4 260	1 075	326
7215	Coin-operated laundries and drycleaning	103	9 099	2 015	446	267
7215 pt.	Coin-operated laundries and drycleaning stores	98	8 469	1 937	433	259
7215 pt.	Coin-operated laundry routes	5	630	78	13	8
7216	Drycleaning plants, except rug cleaning*	187	28 709	10 794	2 493	1 194
7217	Carpet and upholstery cleaning	45	8 607	2 123	777	288
7218	Industrial laundries*	6	9 315	2 776	684	165
7212, 9	Other laundry, cleaning, and garment services*	42	4 667	1 735	414	190
7212	Garment pressing, and agents for laundries and drycleaners	21	1 950	644	160	73
7219	Laundry and garment services, n.e.c.*	21	2 717	1 091	254	117
	Photographic studios, portrait	78	(D)	(D)	(D)	CC
	Beauty and barber shops	404	31 577	11 656	2 871	1 233
723	Beauty shops	385	29 795	10 842	2 687	1 166
724	Barber shops	19	1 782	814	184	67
	Shoe repair shops and shoeshine parlors	9	394	93	20	16
726	Funeral service and crematories	233	(D)	(D)	(D)	GG
	Miscellaneous personal services	151	14 526	3 810	1 459	779
7291	Tax return preparation services	90	7 218	2 035	1 027	609
7299	Miscellaneous personal services, n.e.c.	61	7 308	1 775	432	170
7299 pt.	Massage parlors, tanning salons, and saunas	25	864	232	53	52
7299 pt.	Other personal services	36	6 444	1 543	379	118
7299 pt.	Diet and weight reducing services	17	3 181	662	182	63
7299 pt.	Formal wear rental	5	840	146	31	19
7299 pt.	Other personal services, n.e.c.	14	2 423	735	166	36
73	Business services	1 180	377 480	159 929	35 402	13 333
	Advertising	61	(D)	(D)	(D)	EE
7311	Advertising agencies	30	(D)	(D)	(D)	BB
7312	Outdoor advertising services	17	9 977	2 215	571	90
7313	Radio, television, publishers' advertising representatives	9	(D)	(D)	(D)	BB
7313 pt.	Radio, television advertising representatives	3	(D)	(D)	(D)	BB
7313 pt.	Publishers' advertising representatives	6	(D)	(D)	(D)	BB
7319	Advertising, n.e.c.	5	1 789	478	114	43
	Consumer credit reporting agencies, mercantile reporting agencies, and adjustment and collection agencies	63	(D)	(D)	(D)	EE
7322	Adjustment and collection services	47	(D)	(D)	(D)	EE
7323	Credit reporting services	16	4 004	1 179	268	77
	Mailing, reproduction, commercial art and photography, and stenographic services	68	(D)	(D)	(D)	EE
7331	Direct mail advertising services	5	1 727	235	42	15
7331 pt.	Mailing list compilers, brokers, and managers	5	1 727	235	42	15
7334	Direct mail advertising services, except mailing list services	11	4 763	1 561	478	160
7334 pt.	Blueprinting and duplicating services	10	(D)	(D)	(D)	CC
7334 pt.	Duplicating services, except printing and photocopying	1	(D)	(D)	(D)	AA
7335, 6	Commercial photography, art, and graphics	33	5 420	1 268	209	69
7335	Commercial photography	15	(D)	(D)	(D)	BB
7336	Commercial art and graphic design	18	(D)	(D)	(D)	BB
7336 pt.	Commercial art	8	(D)	(D)	(D)	AA
7336 pt.	Graphic arts and related design	10	2 229	541	64	27
7338	Secretarial and court reporting services	19	(D)	(D)	(D)	BB
	Services to dwellings and other buildings	338	(D)	(D)	(D)	HH
7342	Disinfecting and pest control services	116	(D)	(D)	(D)	FF
7349	Building cleaning and maintenance services, n.e.c.	222	49 188	24 563	5 698	2 633
	Miscellaneous equipment rental and leasing	170	(D)	(D)	(D)	FF
7352	Medical equipment rental and leasing	32	16 170	3 742	918	148
7353	Heavy construction equipment rental and leasing	10	(D)	(D)	(D)	CC
7353 pt.	Rental and leasing of heavy construction equipment without operators	7	(D)	(D)	(D)	BB
7353 pt.	Rental and leasing of heavy construction equipment with operators	3	(D)	(D)	(D)	BB
7359	Equipment rental and leasing, n.e.c.	128	40 637	9 455	2 239	590
7359 pt.	Equipment rental	121	37 335	8 675	2 049	552
7359 pt.	Rent-to-own	48	13 566	3 177	767	184
7359 pt.	Equipment rental, except rent-to-own	73	23 769	5 498	1 282	368
7359 pt.	Equipment leasing, except finance leasing	7	3 302	780	190	38

Table 8a. Summary Statistics for Firms Subject to Federal Income Tax for the Area Outside Metropolitan Areas: 1992 – Con.

[Includes only establishments with payroll. For meaning of abbreviations and symbols, see introductory text. For explanation of terms and comparability of 1987 and 1992 censuses, see appendix A. For definitions of CMSA's, MSA's, and PMSA's, see appendix D]

SIC code	Kind of business or operation	Establishments (number)	Receipts (\$1,000)	Annual payroll (\$1,000)	First-quarter payroll (\$1,000)	Paid employees for pay period including March 12 (number)
73	Business services—Con.					
736	Personnel supply services -----	107	(D)	(D)	(D)	II
7361	Employment agencies -----	40	(D)	(D)	(D)	GG
7363	Help supply services -----	67	64 712	49 706	9 646	4 674
7363 pt.	Temporary help supply -----	47	44 737	33 379	6 182	3 662
7363 pt.	Help supply, except temporary -----	20	19 975	16 327	3 464	1 012
7363 pt.	Employee leasing -----	13	16 519	13 763	2 971	688
7363 pt.	Other help supply services -----	7	3 456	2 564	493	324
737	Computer programming, data processing, and other computer related services -----	95	(D)	(D)	(D)	EE
7371, 2, 3	Computer programming, prepackaged software, and integrated systems -----	60	(D)	(D)	(D)	CC
7371	Computer programming services -----	40	8 933	4 640	960	134
7372	Prepackaged software -----	11	(D)	(D)	(D)	BB
7373	Computer integrated systems -----	9	(D)	(D)	(D)	BB
7374, 5, 6	Data processing services -----	15	(D)	(D)	(D)	CC
7374, 5	Computer processing, information retrieval -----	14	(D)	(D)	(D)	CC
7374	Computer processing and data preparation and processing services -----	13	(D)	(D)	(D)	BB
7375	Information retrieval services -----	1	(D)	(D)	(D)	BB
7376	Computer facilities management services -----	1	(D)	(D)	(D)	AA
7377, 8, 9	Computer rental and leasing, maintenance, and related services, n.e.c. -----	20	(D)	(D)	(D)	BB
7377	Computer rental and leasing -----	1	(D)	(D)	(D)	AA
7378	Computer maintenance and repair -----	8	(D)	(D)	(D)	BB
7379	Computer related services, n.e.c. -----	11	(D)	(D)	(D)	AA
7379 pt.	Computer consultants -----	8	(D)	(D)	(D)	AA
7379 pt.	Miscellaneous computer services, n.e.c. -----	3	(D)	(D)	(D)	AA
738	Miscellaneous business services -----	278	(D)	(D)	(D)	GG
7381, 2	Detective agencies and protective services -----	52	17 451	10 183	2 374	999
7381	Detective, guard, and armored car services -----	39	12 662	8 418	1 967	907
7381 pt.	Detective agencies and guard services -----	36	11 587	7 793	1 815	837
7381 pt.	Armored car services -----	3	1 075	625	152	70
7382	Security systems services -----	13	4 789	1 765	407	92
7383	News syndicates -----	1	(D)	(D)	(D)	AA
7384	Photofinishing laboratories* -----	25	(D)	(D)	(D)	CC
7384 pt.	Photofinishing laboratories, except "one-hour" (mini) labs* -----	13	(D)	(D)	(D)	BB
7384 pt.	One-hour (mini) photofinishing* -----	12	(D)	(D)	(D)	BB
7389	Business services, n.e.c. -----	200	58 670	15 363	3 822	1 082
7389 pt.	Sign painting shops -----	11	1 284	281	59	22
7389 pt.	Interior designing -----	27	5 957	640	125	51
7389 pt.	Telephone answering services -----	14	1 088	523	135	77
7389 pt.	Other business services -----	148	50 341	13 919	3 503	932
7389 pt.	Water softening and conditioning services -----	3	(D)	(D)	(D)	AA
7389 pt.	Packaging and labeling services -----	6	(D)	(D)	(D)	EE
7389 pt.	Trading stamp services -----	1	(D)	(D)	(D)	AA
7389 pt.	Miscellaneous business services -----	138	(D)	(D)	(D)	FF
7389 pt.	Convention and trade show services -----	11	(D)	(D)	(D)	BB
7389 pt.	Private mail centers -----	5	(D)	(D)	(D)	AA
7389 pt.	Miscellaneous business services, n.e.c. -----	122	26 175	7 139	1 988	564
75	Automotive repair, services, and parking -----	1 092	256 937	57 930	13 726	3 951
751	Automotive rental and leasing, without drivers -----	59	(D)	(D)	(D)	CC
7513	Truck rental and leasing, without drivers -----	32	22 021	3 799	837	154
7513 pt.	Truck rental, without drivers -----	9	(D)	(D)	(D)	BB
7513 pt.	Truck leasing, except finance leasing -----	23	(D)	(D)	(D)	CC
7514, 5	Passenger car rental and leasing -----	22	(D)	(D)	(D)	BB
7514	Passenger car rental -----	20	(D)	(D)	(D)	BB
7515	Passenger car leasing -----	2	(D)	(D)	(D)	AA
7519	Utility trailer and recreational vehicle rental -----	5	(D)	(D)	(D)	AA
752	Automobile parking -----	1	(D)	(D)	(D)	AA
7521 pt.	Parking lots -----	1	(D)	(D)	(D)	AA
7521 pt.	Parking structures -----	1	(D)	(D)	(D)	AA
753	Automotive repair shops -----	934	207 391	46 494	11 175	3 085
7532	Top, body, and upholstery repair shops and paint shops -----	265	69 700	16 646	4 242	1 045
7532 pt.	Top and body repair shops -----	250	67 145	15 995	4 130	993
7532 pt.	Paint shops -----	15	2 555	651	112	52
7538	General automotive repair shops -----	476	(D)	(D)	(D)	GG
7538 pt.	General automotive repair shops, except diesel -----	421	76 011	16 351	3 817	1 173
7538 pt.	Diesel repair shops -----	55	(D)	(D)	(D)	EE
7533, 4, 6, 7, 9	Other automotive repair shops -----	193	(D)	(D)	(D)	FF
7533	Automotive exhaust system repair shops -----	26	(D)	(D)	(D)	BB
7534	Tire retreading and repair shops -----	22	12 734	2 382	520	131
7536	Automotive glass replacement shops -----	22	5 332	1 025	225	77
7537	Automotive transmission repair shops -----	48	7 517	1 881	449	128
7539	Automotive repair shops, n.e.c. -----	75	14 655	3 182	739	207
7539 pt.	Radiator repair -----	15	2 364	416	93	34
7539 pt.	Brake, front end, and wheel alignment -----	24	4 517	1 057	251	65
7539 pt.	Automotive electrical and fuel system services -----	31	7 178	1 577	369	96
7539 pt.	Carburetor repair shops -----	6	2 607	661	146	37
7539 pt.	Automotive electrical repair shops -----	25	4 571	916	223	59
7539 pt.	Other automotive repair shops, n.e.c. -----	5	596	132	26	12
754	Automotive services, except repair -----	98	(D)	(D)	(D)	FF
7542	Carwashes -----	60	(D)	(D)	(D)	EE
7549	Automotive services, except repair and carwashes -----	38	8 216	2 052	454	162
7549 pt.	Lubrication shops -----	19	6 007	1 468	339	121
7549 pt.	Other automotive services -----	19	2 209	584	115	41
7549 pt.	Towing services -----	13	1 543	331	69	23
7549 pt.	Other automotive services, n.e.c. -----	6	666	253	46	18

Table 8a. Summary Statistics for Firms Subject to Federal Income Tax for the Area Outside Metropolitan Areas: 1992 – Con.

[Includes only establishments with payroll. For meaning of abbreviations and symbols, see introductory text. For explanation of terms and comparability of 1987 and 1992 censuses, see appendix A. For definitions of CMSA's, MSA's, and PMSA's, see appendix D]

SIC code	Kind of business or operation	Establishments (number)	Receipts (\$1,000)	Annual payroll (\$1,000)	First-quarter payroll (\$1,000)	Paid employees for pay period including March 12 (number)
76	Miscellaneous repair services -----	522	127 761	33 910	7 751	2 021
762	Electrical repair shops -----	132	33 670	10 613	2 303	575
7622	Radio and television repair shops -----	43	6 827	1 900	385	105
7623, 9	Other electrical and electronic repair shops -----	89	26 843	8 713	1 918	470
7623	Refrigeration and air-conditioning service and repair shops -----	23	8 781	2 302	473	119
7629	Electrical and electronic repair shops, n.e.c. -----	66	18 062	6 411	1 445	351
763	Watch, clock, and jewelry repair -----	9	(D)	(D)	(D)	AA
764	Reupholstery and furniture repair -----	39	(D)	(D)	(D)	BB
769	Miscellaneous repair and related services -----	342	89 473	22 291	5 201	1 343
7692	Welding repair -----	71	14 365	3 185	757	237
7694	Armature rewinding shops -----	30	14 222	3 971	982	217
7699	Repair shops and related services, n.e.c. -----	241	60 886	15 135	3 462	889
7699 pt.	Farm machinery and equipment repair -----	24	3 960	839	266	77
7699 pt.	Lawnmower and other small gasoline engine repair -----	29	4 836	1 044	210	72
7699 pt.	Sewer and septic tank cleaning services -----	16	2 797	713	176	49
7699 pt.	Other repair and related services, n.e.c. -----	172	49 293	12 539	2 810	691
78, 79, 84	Amusement and recreation services, including motion pictures and museums -----	609	150 304	36 908	7 965	3 830
781, 2	Motion picture production, distribution, and services -----	15	3 517	1 138	281	53
7812 pt.	Motion picture production, except for television -----	9	(D)	(D)	(D)	BB
7812 pt.	Motion picture and tape production for television -----	3	(D)	(D)	(D)	AA
7819	Services allied to motion picture production -----	3	(D)	(D)	(D)	AA
7822 pt.	Motion picture film and tape distributors -----	-	-	-	-	-
7822 pt.	Motion picture film exchanges -----	-	-	-	-	-
7822 pt.	Video tape wholesalers -----	-	-	-	-	-
7822 pt.	Film and tape distribution for television -----	-	-	-	-	-
7829	Services allied to motion picture distribution -----	-	-	-	-	-
783	Motion picture theaters -----	45	17 991	2 609	618	466
7832	Motion picture theaters, except drive-in -----	42	(D)	(D)	(D)	EE
7833	Drive-in motion picture theaters -----	3	(D)	(D)	(D)	AA
784	Video tape rental -----	199	(D)	(D)	(D)	GG
792	Theatrical producers (except motion picture), bands, orchestras, and entertainers -----	10	(D)	(D)	(D)	BB
7922	Theatrical producers (except motion picture) and miscellaneous theatrical services -----	8	(D)	(D)	(D)	BB
7922 pt.	Producers of live theatrical productions -----	3	(D)	(D)	(D)	AA
7922 pt.	Producers of radio and television shows, except tape producers -----	1	(D)	(D)	(D)	AA
7922 pt.	Artists' and entertainers' managers or agents, concert bureaus, booking agents -----	2	(D)	(D)	(D)	AA
7922 pt.	Other theatrical services -----	2	(D)	(D)	(D)	AA
7929	Bands, orchestras, actors, and other entertainers and entertainment groups -----	2	(D)	(D)	(D)	AA
7929 pt.	Dance groups and artists -----	-	-	-	-	-
7929 pt.	Symphony orchestras, opera companies, and chamber music organizations -----	-	-	-	-	-
7929 pt.	Other music and entertainment presentations -----	2	(D)	(D)	(D)	AA
7929 pt.	Other music groups and artists -----	1	(D)	(D)	(D)	AA
7929 pt.	Other entertainers and entertainment groups -----	1	(D)	(D)	(D)	AA
793	Bowling centers -----	18	(D)	(D)	(D)	CC
79 ex. 792, 3, 84	Commercial sports and other amusement and recreation services, including museums -----	322	81 406	23 972	4 908	2 074
794	Commercial sports -----	13	11 712	4 689	655	119
7941	Professional sports clubs, managers, promoters -----	1	(D)	(D)	(D)	AA
7941 pt.	Baseball clubs -----	-	-	-	-	-
7941 pt.	Football clubs -----	-	-	-	-	-
7941 pt.	Other professional sports clubs -----	-	-	-	-	-
7941 pt.	Managers and promoters -----	1	(D)	(D)	(D)	AA
7948	Racing, including track operation -----	12	(D)	(D)	(D)	CC
7948 pt.	Auto racetrack operation -----	5	(D)	(D)	(D)	BB
7948 pt.	Horse racetrack operation -----	-	-	-	-	-
7948 pt.	Dog racetrack operation -----	-	-	-	-	-
7948 pt.	Racing stables and racing, n.e.c. -----	7	(D)	(D)	(D)	BB
79 ex. 792, 3, 4, 84	Other amusement and recreation services, including museums -----	309	69 694	19 283	4 253	1 955
791	Dance studios, schools, and halls -----	27	(D)	(D)	(D)	BB
7911	Physical fitness facilities -----	50	7 111	2 333	533	410
7911 pt.	Physical fitness centers, except gymnasiums and athletic clubs -----	45	5 758	1 812	400	330
7911 pt.	Gymnasiums and athletic clubs -----	5	1 353	521	133	80
7992	Public golf courses -----	32	12 515	3 429	865	297
7993	Coin-operated amusement devices -----	30	6 780	1 334	329	117
7996	Amusement parks -----	3	(D)	(D)	(D)	AA
7997	Membership sports and recreation clubs -----	59	20 959	7 223	1 489	556
7999, 84	Amusement and recreation services, including museums, n.e.c. -----	108	19 471	4 300	916	477
7999 pt.	Concession operators of amusement devices and rides -----	3	(D)	(D)	(D)	BB
7999 pt.	Carnivals, circuses, and fairs -----	5	(D)	(D)	(D)	BB
7999 pt.	Carnivals and circuses -----	2	(D)	(D)	(D)	BB
7999 pt.	Fairs -----	3	(D)	(D)	(D)	AA
7999 pt., 84	Other recreation and amusements, including museums -----	100	16 569	3 795	789	422
84	Museums, art galleries, and botanical and zoological gardens -----	-	-	-	-	-
841	Museums and art galleries -----	-	-	-	-	-
842	Arboreta and botanical or zoological gardens -----	-	-	-	-	-
7999 pt.	Roller skating rinks -----	21	2 558	583	160	98
7999 pt.	Ice skating rinks -----	-	-	-	-	-
7999 pt.	Other amusement and recreation services, n.e.c. -----	79	14 011	3 212	629	324

Table 8a. Summary Statistics for Firms Subject to Federal Income Tax for the Area Outside Metropolitan Areas: 1992 – Con.

[Includes only establishments with payroll. For meaning of abbreviations and symbols, see introductory text. For explanation of terms and comparability of 1987 and 1992 censuses, see appendix A. For definitions of CMSA's, MSA's, and PMSA's, see appendix D]

SIC code	Kind of business or operation	Establishments (number)	Receipts (\$1,000)	Annual payroll (\$1,000)	First-quarter payroll (\$1,000)	Paid employees for pay period including March 12 (number)
80	Health services	2 653	1 768 294	743 704	160 719	33 268
801	Offices and clinics of doctors of medicine	1 217	722 246	344 686	68 336	7 977
8011 pt.	Offices of doctors of medicine	1 195	697 649	335 239	66 097	7 622
8011 pt.	General medical clinics	22	24 597	9 447	2 239	355
802	Offices and clinics of dentists	549	167 973	60 208	13 699	2 791
8021 pt.	Offices of dentists	547	(D)	(D)	(D)	HH
8021 pt.	Dental clinics	2	(D)	(D)	(D)	AA
803	Offices and clinics of doctors of osteopathy	35	(D)	(D)	(D)	CC
8031 pt.	Offices of osteopathic physicians	35	(D)	(D)	(D)	CC
8031 pt.	Osteopathic clinics	-	-	-	-	-
804	Offices and clinics of other health practitioners	384	(D)	(D)	(D)	GG
8041	Offices and clinics of chiropractors	144	21 870	7 043	1 571	408
8042	Offices and clinics of optometrists	120	31 230	8 850	1 950	435
8043	Offices and clinics of podiatrists	22	(D)	(D)	(D)	BB
8049	Offices and clinics of health practitioners, n.e.c.	98	30 613	11 368	2 275	473
805	Nursing and personal care facilities	171	285 701	136 434	33 249	12 805
8051	Skilled nursing care facilities	141	265 144	126 439	30 657	11 892
8052	Intermediate care facilities	13	(D)	(D)	(D)	FF
8059	Nursing and personal care facilities, n.e.c.	17	(D)	(D)	(D)	EE
806	Hospitals	18	237 736	68 808	16 293	3 495
8062	General medical and surgical hospitals	14	(D)	(D)	(D)	HH
8063, 9	Specialty hospitals	4	(D)	(D)	(D)	EE
8063	Psychiatric hospitals	3	(D)	(D)	(D)	EE
8069	Specialty hospitals, except psychiatric	1	(D)	(D)	(D)	CC
807, 8, 9	Other health services	279	252 772	99 914	22 170	4 642
807	Medical and dental laboratories	72	58 810	23 149	5 737	915
8071	Medical laboratories	32	41 156	15 278	3 504	564
8072	Dental laboratories	40	17 654	7 871	2 233	351
808	Home health care services	130	142 480	62 799	13 211	3 068
809	Miscellaneous health and allied services, n.e.c.	77	51 482	13 966	3 222	659
8092	Kidney dialysis centers	24	25 441	5 666	1 348	284
8093	Specialty outpatient facilities, n.e.c.	40	23 461	7 761	1 763	337
8099	Health and allied services, n.e.c.	13	2 580	539	111	38
81	Legal services	838	221 912	64 323	13 858	2 708
823, 4, 9	Selected educational services	39	(D)	(D)	(D)	CC
823	Libraries	2	(D)	(D)	(D)	AA
824	Vocational schools	10	(D)	(D)	(D)	BB
8243	Data processing schools	1	(D)	(D)	(D)	AA
8244	Business and secretarial schools	4	(D)	(D)	(D)	BB
8249	Vocational schools, n.e.c.	5	(D)	(D)	(D)	BB
829	Schools and educational services, n.e.c.	27	(D)	(D)	(D)	BB
83	Social services	489	59 543	23 977	5 572	2 893
835	Child day care services	343	31 546	13 723	3 258	1 995
832, 3, 6, 9	Other social services	146	27 997	10 254	2 314	898
832	Individual and family social services	44	(D)	(D)	(D)	CC
833	Job training and vocational rehabilitation services	26	10 030	4 102	870	204
836	Residential care	63	11 785	3 919	944	468
839	Social services, n.e.c.	13	(D)	(D)	(D)	BB
87 ex. 8733	Engineering, accounting, research, management, and related services (except noncommercial research organizations)	953	(D)	(D)	(D)	II
871	Engineering, architectural, and surveying services	243	(D)	(D)	(D)	GG
8711	Engineering services	76	27 285	11 813	2 610	498
8712	Architectural services	56	17 581	6 874	1 452	231
8713	Surveying services	111	(D)	(D)	(D)	EE
872	Accounting, auditing, and bookkeeping services	496	(D)	(D)	(D)	GG
873 ex. 8733	Research, development, and testing services (except noncommercial research organizations)	33	(D)	(D)	(D)	CC
8731	Commercial physical and biological research	7	(D)	(D)	(D)	AA
8731 pt.	Commercial physical research	5	(D)	(D)	(D)	AA
8731 pt.	Commercial medical and biological research	2	(D)	(D)	(D)	AA
8732	Commercial economic, sociological, and educational research	7	(D)	(D)	(D)	CC
8734	Testing laboratories	19	(D)	(D)	(D)	CC
874	Management and public relations services	181	(D)	(D)	(D)	GG
8741	Management services	64	28 560	15 421	3 240	463
8742	Management consulting services	68	12 982	6 447	1 739	179
8743	Public relations services	11	(D)	(D)	(D)	BB
8744	Facilities support management services	4	(D)	(D)	(D)	FF
8748	Business consulting services, n.e.c.	34	(D)	(D)	(D)	BB
89	Services, n.e.c.	40	(D)	(D)	(D)	CC
8999 pt.	Scientific and related consulting services, except environmental	3	(D)	(D)	(D)	AA
8999 pt.	Other services	37	10 992	2 899	658	131
8999 pt.	Environmental consulting	6	(D)	(D)	(D)	BB
8999 pt.	Authors, composers, and other arts-related services	10	(D)	(D)	(D)	AA
8999 pt.	Other services, n.e.c.	21	4 985	1 122	286	75

Table 8b. Summary Statistics for Firms Exempt From Federal Income Tax for the Area Outside Metropolitan Areas: 1992

[Includes only establishments with payroll. For meaning of abbreviations and symbols, see introductory text. For explanation of terms and comparability of 1987 and 1992 censuses, see appendix A. For definitions of CMSA's, MSA's, and PMSA's, see appendix D]

SIC code	Kind of business or operation	Establishments (number)	Revenue (\$1,000)	Annual payroll (\$1,000)	First-quarter payroll (\$1,000)	Paid employees for pay period including March 12 (number)
	Total	1 153	1 860 855	806 712	198 011	41 909
7032, 704	Camps and membership lodging	14	(D)	(D)	(D)	BB
7032	Sporting and recreational camps	11	(D)	(D)	(D)	BB
704	Organization hotels and lodging houses, on membership basis	3	(D)	(D)	(D)	BB
792, 7991 pt., 7997, 7999 pt., 84	Selected amusement, recreation, and related services	76	(D)	(D)	(D)	GG
792	Theatrical producers (except motion picture), bands, orchestras, and entertainers	5	589	180	46	22
7922	Theatrical producers (except motion picture) and miscellaneous theatrical services	3	(D)	(D)	(D)	AA
7922 pt.	Producers of live theatrical productions	2	(D)	(D)	(D)	AA
7922 pt.	Producers of radio and television shows, except tape	1	(D)	(D)	(D)	AA
7922 pt.	Artists' and entertainers' managers or agents, concert bureaus, booking agents	-	-	-	-	-
7922 pt.	Other theatrical services	-	-	-	-	-
7929	Bands, orchestras, actors, and other entertainers and entertainment groups	2	(D)	(D)	(D)	AA
7929 pt.	Dance groups and artists	1	(D)	(D)	(D)	AA
7929 pt.	Symphony orchestras, opera companies, and chamber music organizations	1	(D)	(D)	(D)	AA
7929 pt.	Other music groups and artists	-	-	-	-	-
7929 pt.	Other entertainers and entertainment groups	-	-	-	-	-
7991 pt., 7997	Gymnasiums, athletic clubs, and membership sports and recreation clubs	57	29 322	10 541	2 330	951
7991 pt.	Gymnasiums and athletic clubs	1	(D)	(D)	(D)	BB
7997	Membership sports and recreation clubs	56	(D)	(D)	(D)	FF
7999 pt.	Fairs	3	(D)	(D)	(D)	BB
84	Museums, art galleries, and botanical and zoological gardens	11	(D)	(D)	(D)	BB
841	Museums and art galleries	9	(D)	(D)	(D)	BB
842	Arboreta and botanical or zoological gardens	2	(D)	(D)	(D)	BB
8011 pt.; 8021 pt.; 805, 6, 8, 9	Selected health services	156	1 592 273	717 615	176 992	34 084
8011 pt., 8021 pt.	Clinics of doctors of medicine and dentists	10	(D)	(D)	(D)	BB
8011 pt.	General medical clinics	10	(D)	(D)	(D)	BB
8021 pt.	Dental clinics	-	-	-	-	-
805	Nursing and personal care facilities	14	(D)	(D)	(D)	GG
8051	Skilled nursing care facilities	11	30 819	14 382	3 661	1 284
8052	Intermediate care facilities	3	(D)	(D)	(D)	CC
8059	Nursing and personal care facilities, n.e.c.	-	-	-	-	-
806	Hospitals	82	(D)	(D)	(D)	KK
8062	General medical and surgical hospitals	76	1 302 520	561 108	137 357	25 588
8062 pt.	General medical and surgical hospitals, nongovernment	57	428 597	171 960	42 699	8 062
8062 pt.	General medical and surgical hospitals, government	19	873 923	389 148	94 658	17 526
8063, 9	Specialty hospitals	6	(D)	(D)	(D)	II
8063	Psychiatric hospitals	5	(D)	(D)	(D)	HH
8063 pt.	Psychiatric hospitals, nongovernment	2	(D)	(D)	(D)	CC
8063 pt.	Psychiatric hospitals, government	3	(D)	(D)	(D)	HH
8069	Specialty hospitals, except psychiatric	1	(D)	(D)	(D)	FF
8069 pt.	Specialty hospitals, except psychiatric; nongovernment	-	-	-	-	-
8069 pt.	Specialty hospitals, except psychiatric; government	1	(D)	(D)	(D)	FF
808, 9	Other health services	50	62 648	25 756	6 444	1 421
808	Home health care services	31	35 294	16 831	4 357	864
809	Miscellaneous health and allied services, n.e.c.	19	27 354	8 925	2 087	557
8092	Kidney dialysis centers	2	(D)	(D)	(D)	BB
8093	Specialty outpatient facilities, n.e.c.	9	8 389	4 131	1 032	290
8099	Health and allied services, n.e.c.	8	(D)	(D)	(D)	CC
8111 pt.	Legal aid societies and similar legal services	7	(D)	(D)	(D)	BB
823, 4, 9	Selected educational services	26	(D)	(D)	(D)	EE
823	Libraries	7	(D)	(D)	(D)	BB
824	Vocational schools	2	(D)	(D)	(D)	AA
8243	Data processing schools	-	-	-	-	-
8244	Business and secretarial schools	-	-	-	-	-
8249	Vocational schools, n.e.c.	2	(D)	(D)	(D)	AA
829	Schools and educational services, n.e.c.	17	(D)	(D)	(D)	CC
83	Social services	441	(D)	(D)	(D)	HH
835	Child day care services	135	(D)	(D)	(D)	GG
832, 3, 6, 9	Other social services	306	(D)	(D)	(D)	HH
832	Individual and family social services	162	27 252	11 080	2 623	901
833	Job training and vocational rehabilitation services	27	(D)	(D)	(D)	GG
836	Residential care	48	17 531	7 923	1 952	659
839	Social services, n.e.c.	69	65 371	8 975	2 180	562
861, 2, 4, 9	Selected membership organizations	420	(D)	(D)	(D)	GG
861	Business associations	118	(D)	(D)	(D)	EE
864	Civic, social, and fraternal associations	157	24 816	6 555	1 535	721
862, 9	Other membership organizations	145	(D)	(D)	(D)	EE
862	Professional membership organizations	9	(D)	(D)	(D)	BB
869	Membership organizations, n.e.c.	136	12 480	4 280	1 007	464

Table 8b. Summary Statistics for Firms Exempt From Federal Income Tax for the Area Outside Metropolitan Areas: 1992 —Con.

[Includes only establishments with payroll. For meaning of abbreviations and symbols, see introductory text. For explanation of terms and comparability of 1987 and 1992 censuses, see appendix A. For definitions of CMSA's, MSA's, and PMSA's, see appendix D]

SIC code	Kind of business or operation	Establishments (number)	Revenue (\$1,000)	Annual payroll (\$1,000)	First-quarter payroll (\$1,000)	Paid employees for pay period including March 12 (number)
873, 4 ex. 8744	Research, testing, and consulting services, except facilities support management services -----	13	11 943	5 625	1 274	223
873	Research, development, and testing services -----	5	(D)	(D)	(D)	AA
8731	Commercial physical and biological research -----	—	—	—	—	—
8732	Commercial economic, sociological, and educational research -----	—	—	—	—	—
8733	Noncommercial research organizations -----	4	(D)	(D)	(D)	AA
8734	Testing laboratories -----	1	(D)	(D)	(D)	AA
874 ex. 8744	Management and public relations services, except facilities support management services -----	8	(D)	(D)	(D)	CC
8741	Management services -----	4	8 520	5 011	1 135	196
8742	Management consulting services -----	—	—	—	—	—
8743	Public relations services -----	1	(D)	(D)	(D)	AA
8748	Business consulting services, n.e.c. -----	3	(D)	(D)	(D)	AA

Table 9. Places With 2,500 Inhabitants or More Ranked by Volume of Receipts of Firms Subject to Federal Income Tax: 1992

[Includes only establishments with payroll. For meaning of abbreviations and symbols, see introductory text. For explanation of terms and comparability of 1987 and 1992 censuses, see appendix A. For information on geographic areas followed by ▲, see appendix F]

Geographic area	Receipts		Cumulative receipts		Geographic area	Receipts		Cumulative receipts	
	Rank ¹	Amount (\$1,000)	Amount (\$1,000)	Percent of State total		Rank ¹	Amount (\$1,000)	Amount (\$1,000)	Percent of State total
Georgia -----	(X)	30 802 394	30 802 394	100.0	Georgia—Con.				
Atlanta -----	1	6 544 225	6 544 225	21.2	Milledgeville -----	51	51 849	16 898 677	54.9
Macon ▲ -----	2	823 161	7 367 386	23.9	Buford ▲ -----	52	49 152	16 947 829	55.0
Savannah -----	3	713 223	8 080 609	26.2	Fort Oglethorpe ▲ -----	53	48 417	16 996 246	55.2
Columbus city ▲ -----	4	712 701	8 793 310	28.5	Jonesboro -----	54	47 646	17 043 892	55.3
Marietta -----	5	642 882	9 436 192	30.6	Douglas -----	55	46 208	17 090 100	55.5
Augusta -----	6	468 249	9 904 441	32.2	Clarkston -----	56	45 493	17 135 593	55.6
Roswell -----	7	449 898	10 354 339	33.6	Americus -----	57	45 348	17 180 941	55.8
Albany -----	8	409 432	10 763 771	34.9	Covington -----	58	42 835	17 223 776	55.9
Norcross -----	9	404 637	11 168 408	36.3	Winder -----	59	42 443	17 266 219	56.1
Athens-Clarke County ▲ -----	10	342 330	11 510 738	37.4	Canton -----	60	38 962	17 305 181	56.2
Rome -----	11	329 374	11 840 112	38.4	Thomaston -----	61	37 494	17 342 675	56.3
Gainesville -----	12	271 034	12 111 146	39.3	Jesup -----	62	37 125	17 379 800	56.4
Alpharetta -----	13	251 045	12 362 191	40.1	Toccoa -----	63	36 701	17 416 501	56.5
Decatur -----	14	228 215	12 590 406	40.9	Calhoun -----	64	36 009	17 452 510	56.7
East Point -----	15	225 906	12 816 312	41.6	Vidalia ▲ -----	65	35 658	17 488 168	56.8
College Park ▲ -----	16	209 329	13 025 641	42.3	Thomson -----	66	35 040	17 523 208	56.9
Smyrna -----	17	206 740	13 232 381	43.0	Cordele -----	67	32 055	17 555 263	57.0
Brunswick -----	18	200 740	13 433 121	43.6	Perry ▲ -----	68	30 536	17 585 799	57.1
Valdosta -----	19	197 575	13 630 696	44.3	St. Marys -----	69	29 847	17 615 646	57.2
Lawrenceville -----	20	195 705	13 826 401	44.9	McDonough -----	70	27 356	17 643 002	57.3
Dalton -----	21	190 570	14 016 971	45.5	Austell ▲ -----	71	27 310	17 670 312	57.4
Warner Robins -----	22	170 681	14 187 652	46.1	Bainbridge -----	72	26 200	17 696 512	57.5
Griffin -----	23	169 458	14 357 110	46.6	Fitzgerald ▲ -----	73	25 551	17 722 063	57.5
Doraville -----	24	158 482	14 515 592	47.1	Eastman -----	74	25 234	17 747 297	57.6
Duluth -----	25	145 982	14 661 574	47.6	Adel -----	75	24 783	17 772 080	57.7
Snellville -----	26	129 344	14 790 918	48.0	Cedartown -----	76	23 152	17 795 232	57.8
Conyers -----	27	122 441	14 913 359	48.4	Rossville -----	77	22 118	17 817 350	57.8
Riverdale -----	28	121 113	15 034 472	48.8	Monroe -----	78	21 640	17 838 990	57.9
La Grange -----	29	118 650	15 153 122	49.2	Swainsboro -----	79	21 449	17 860 439	58.0
Chamblee -----	30	114 566	15 267 688	49.6	Union City -----	80	21 427	17 881 866	58.1
Newnan -----	31	114 051	15 381 739	49.9	Acworth -----	81	21 178	17 903 044	58.1
Dublin -----	32	113 927	15 495 666	50.3	Cumming -----	82	20 064	17 923 108	58.2
Carrollton -----	33	111 511	15 607 177	50.7	Elberton -----	83	19 962	17 943 070	58.3
Douglasville -----	34	102 933	15 710 110	51.0	Hinesville -----	84	19 836	17 962 906	58.3
Tifton -----	35	97 657	15 807 767	51.3	Hartwell -----	85	19 480	17 982 386	58.4
Cartersville -----	36	96 942	15 904 709	51.6	Bremen ▲ -----	86	19 442	18 001 828	58.4
Kennesaw -----	37	94 192	15 998 901	51.9	Port Wentworth -----	87	18 815	18 020 643	58.5
Thomasville -----	38	87 701	16 086 602	52.2	Cornelia -----	88	18 378	18 039 021	58.6
Statesboro -----	39	78 189	16 164 791	52.5	Sandersville -----	89	18 260	18 057 281	58.6
Hapeville -----	40	74 493	16 239 284	52.7	Forsyth -----	90	18 093	18 075 374	58.7
Waycross ▲ -----	41	68 914	16 308 198	52.9	Jackson -----	91	16 236	18 091 610	58.7
Forest Park -----	42	68 548	16 376 746	53.2	Montezuma -----	92	16 005	18 107 615	58.8
Fayetteville -----	43	66 648	16 443 394	53.4	Hampton -----	93	15 282	18 122 897	58.8
Liburn -----	44	64 503	16 507 897	53.6	La Fayette -----	94	15 230	18 138 127	58.9
Stone Mountain -----	45	61 194	16 569 091	53.8	Commerce -----	95	14 456	18 152 583	58.9
Peachtree City -----	46	59 992	16 629 083	54.0	Cairo -----	96	14 147	18 166 730	59.0
Moultrie -----	47	56 104	16 685 187	54.2	Villa Rica ▲ -----	97	13 653	18 180 383	59.0
Woodstock -----	48	55 577	16 740 764	54.3	West Point ▲ -----	98	13 527	18 193 910	59.1
Morrow -----	49	53 464	16 794 228	54.5	McRae -----	99	13 526	18 207 436	59.1
Garden City -----	50	52 600	16 846 828	54.7	Camilla -----	100	13 449	18 220 885	59.2

See footnotes at end of table.

Table 9. Places With 2,500 Inhabitants or More Ranked by Volume of Receipts of Firms Subject to Federal Income Tax: 1992 — Con.

[Includes only establishments with payroll. For meaning of abbreviations and symbols, see introductory text. For explanation of terms and comparability of 1987 and 1992 censuses, see appendix A. For information on geographic areas followed by ▲, see appendix F]

Geographic area	Receipts		Cumulative receipts		Geographic area	Receipts		Cumulative receipts	
	Rank ¹	Amount (\$1,000)	Amount (\$1,000)	Percent of State total		Rank ¹	Amount (\$1,000)	Amount (\$1,000)	Percent of State total
Georgia—Con.					Georgia—Con.				
Lake City	101	13 370	18 234 255	59.2	Quitman	131	5 804	18 505 869	60.1
Baxley	102	12 966	18 247 221	59.2	Manchester ▲	132	5 746	18 511 615	60.1
Stockbridge	103	12 956	18 260 177	59.3	Tallapoosa	133	5 507	18 517 122	60.1
Sylvester	104	12 914	18 273 091	59.3	Grovetown	134	5 400	18 522 522	60.1
Waynesboro	105	12 693	18 285 784	59.4	Ashburn	135	5 248	18 527 770	60.2
Washington	106	12 556	18 298 340	59.4	Sugar Hill	136	4 759	18 532 529	60.2
Dallas	107	11 770	18 310 110	59.4	Tybee Island	137	4 718	18 537 247	60.2
Madison	108	11 602	18 321 712	59.5	Jefferson	138	4 432	18 541 679	60.2
Fort Valley	109	10 831	18 332 543	59.5	Millen	139	3 599	18 545 278	60.2
Fairburn	110	10 648	18 343 191	59.6	Social Circle ▲	140	3 592	18 548 870	60.2
Hazlehurst	111	10 627	18 353 818	59.6	Thunderbolt	141	3 556	18 552 426	60.2
Summerville	112	10 036	18 363 854	59.6	Centerville	142	3 168	18 555 594	60.2
Eatonton	113	9 829	18 373 683	59.7	Vienna	143	3 081	18 558 675	60.3
Blakely	114	9 278	18 382 961	59.7	Hogansville	144	2 630	18 561 305	60.3
Dahlonega	115	8 815	18 391 776	59.7	Rincon	145	2 523	18 563 828	60.3
Barnesville	116	8 506	18 400 282	59.7	Soperton	146	2 409	18 566 237	60.3
Glennville	117	8 286	18 408 568	59.8	East Dublin	147	2 406	18 568 643	60.3
Alma	118	8 235	18 416 803	59.8	Royston ▲	148	2 162	18 570 805	60.3
Greensboro	119	7 887	18 424 690	59.8	Loganville ▲	149	1 783	18 572 588	60.3
Powder Springs	120	7 807	18 432 497	59.8	Palmetto ▲	150	1 702	18 574 290	60.3
Cochran	121	7 784	18 440 281	59.9	Tyrone	151	1 305	18 575 595	60.3
Kingsland	122	7 607	18 447 888	59.9	Auburn ▲	152	805	18 576 400	60.3
Lyons	123	7 339	18 455 227	59.9	Cuthbert	(X)	(D)	(X)	(X)
Pooler	124	7 331	18 462 558	59.9	Dawson	(X)	(D)	(X)	(X)
Blackshear	125	6 788	18 469 346	60.0	Hawkinsville	(X)	(D)	(X)	(X)
Homerville	126	6 330	18 475 676	60.0	Metter	(X)	(D)	(X)	(X)
Rockmart	127	6 219	18 481 895	60.0	Nashville	(X)	(D)	(X)	(X)
Richmond Hill	128	6 175	18 488 070	60.0	Ocilla	(X)	(D)	(X)	(X)
Donalsonville	129	6 043	18 494 113	60.0	Pelham	(X)	(D)	(X)	(X)
Chatsworth	130	5 952	18 500 065	60.1	Sylvania	(X)	(D)	(X)	(X)

¹Places with suppressed receipts (if applicable) are listed at end of table rather than by rank to avoid disclosing data for individual companies.

Table 10. Counties Ranked by Volume of Receipts of Firms Subject to Federal Income Tax: 1992

[Includes only establishments with payroll. For meaning of abbreviations and symbols, see introductory text. For explanation of terms and comparability of 1987 and 1992 censuses, see appendix A. For information on geographic areas followed by ▲, see appendix F]

Geographic area	Receipts		Cumulative receipts		Geographic area	Receipts		Cumulative receipts	
	Rank ¹	Amount (\$1,000)	Amount (\$1,000)	Percent of State total		Rank ¹	Amount (\$1,000)	Amount (\$1,000)	Percent of State total
Georgia	(X)	30 802 394	30 802 394	100.0	Georgia—Con.				
Fulton	1	10 170 257	10 170 257	33.0	Thomas	31	93 100	28 380 719	92.1
DeKalb	2	4 243 677	14 413 934	46.8	Bulloch	32	89 978	28 470 697	92.4
Cobb	3	3 162 464	17 576 398	57.1	Camden	33	83 725	28 554 422	92.7
Gwinnett	4	2 308 813	19 885 211	64.6	Forsyth	34	81 486	28 635 908	93.0
Richmond	5	924 268	20 809 479	67.6	Catoosa	35	75 264	28 711 172	93.2
Chatham	6	901 555	21 711 034	70.5	Ware	36	70 885	28 782 057	93.4
Bibb	7	879 908	22 590 942	73.3	Baldwin	37	65 330	28 847 387	93.7
Clayton	8	722 511	23 313 453	75.7	Colquitt	38	61 939	28 909 326	93.9
Muscogee	9	712 701	24 026 154	78.0	Newton	39	59 294	28 968 620	94.0
Dougherty	10	413 311	24 439 465	79.3	Walker	40	56 929	29 025 549	94.2
Glynn	11	361 817	24 801 282	80.5	Sumter	41	50 680	29 076 229	94.4
Hall	12	343 707	25 144 989	81.6	Coffee	42	48 265	29 124 494	94.6
Clarke	13	342 330	25 487 319	82.7	Barrow	43	47 150	29 171 644	94.7
Floyd	14	342 015	25 829 334	83.9	Gordon	44	44 679	29 216 323	94.9
Lowndes	15	228 980	26 058 314	84.6	Toombs	45	42 355	29 258 678	95.0
Douglas	16	220 203	26 278 517	85.3	Walton	46	40 049	29 298 727	95.1
Houston	17	212 328	26 490 845	86.0	Stephens	47	38 770	29 337 497	95.2
Whitfield	18	205 873	26 696 718	86.7	Upson	48	38 735	29 376 232	95.4
Spalding	19	178 286	26 875 004	87.2	McDuffie	49	38 249	29 414 481	95.5
Rockdale	20	162 969	27 037 973	87.8	Habersham	50	37 731	29 452 212	95.6
Carroll	21	147 947	27 185 920	88.3	Wayne	51	37 289	29 489 501	95.7
Fayette	22	147 476	27 333 396	88.7	Crisp	52	34 752	29 524 253	95.9
Coweta	23	143 192	27 476 588	89.2	Liberty	53	33 678	29 557 931	96.0
Troup	24	138 452	27 615 040	89.7	Polk	54	32 789	29 590 720	96.1
Cherokee	25	124 478	27 739 518	90.1	Franklin	55	31 052	29 621 772	96.2
Laurens	26	119 076	27 858 594	90.4	Harris	56	30 747	29 652 519	96.3
Bartow	27	117 959	27 976 553	90.8	Haralson	57	29 555	29 682 074	96.4
Columbia	28	107 090	28 083 643	91.2	Ben Hill	58	28 553	29 710 627	96.5
Henry	29	104 008	28 187 651	91.5	Elbert	59	28 503	29 739 130	96.5
Tift	30	99 968	28 287 619	91.8	Jackson	60	28 074	29 767 204	96.6

Table 10. Counties Ranked by Volume of Receipts of Firms Subject to Federal Income Tax: 1992—Con.

[Includes only establishments with payroll. For meaning of abbreviations and symbols, see introductory text. For explanation of terms and comparability of 1987 and 1992 censuses, see appendix A. For information on geographic areas followed by ▲, see appendix F]

Geographic area	Receipts		Cumulative receipts		Geographic area	Receipts		Cumulative receipts	
	Rank ¹	Amount (\$1,000)	Amount (\$1,000)	Percent of State total		Rank ¹	Amount (\$1,000)	Amount (\$1,000)	Percent of State total
Georgia—Con.					Georgia—Con.				
Decatur	61	27 459	29 794 663	96.7	Early	106	9 892	30 564 138	99.2
Dodge	62	26 624	29 821 287	96.8	Bleckley	107	9 373	30 573 511	99.3
Cook	63	26 052	29 847 339	96.9	Madison	108	9 041	30 582 552	99.3
White	64	24 196	29 871 535	97.0	Bacon	109	8 803	30 591 355	99.3
Fannin	65	24 152	29 895 687	97.1	Terrell	110	8 468	30 599 823	99.3
Mitchell	66	23 824	29 919 511	97.1	Dooly	111	8 323	30 608 146	99.4
Pickens	67	23 797	29 943 308	97.2	Pierce	112	8 229	30 616 375	99.4
Rabun	68	23 491	29 966 799	97.3	Clinch	113	7 925	30 624 300	99.4
Murray	69	23 247	29 990 046	97.4	Stewart	114	7 121	30 631 421	99.4
Gilmer	70	23 138	30 013 184	97.4	Turner	115	7 108	30 638 529	99.5
Monroe	71	22 927	30 036 111	97.5	Seminole	116	7 104	30 645 633	99.5
Oconee	72	22 355	30 058 466	97.6	Hancock	117	6 912	30 652 545	99.5
Paulding	73	22 297	30 080 763	97.7	Irwin	118	6 842	30 659 387	99.5
Washington	74	22 169	30 102 932	97.7	Johnson	119	6 762	30 666 149	99.6
Emanuel	75	21 995	30 124 927	97.8	Banks	120	6 672	30 672 821	99.6
Macon	76	20 956	30 145 883	97.9	Dade	121	6 541	30 679 362	99.6
Hart	77	19 863	30 165 746	97.9	Brooks	122	6 454	30 685 816	99.6
Telfair	78	19 357	30 185 103	98.0	Towns	123	6 085	30 691 901	99.6
Berrien	79	19 029	30 204 132	98.1	Twiggs	124	6 011	30 697 912	99.7
Grady	80	18 622	30 222 754	98.1	Wilkinson	125	5 742	30 703 654	99.7
Peach	81	17 637	30 240 391	98.2	McIntosh	126	5 689	30 709 343	99.7
Butts	82	17 053	30 257 444	98.2	Pike	127	5 497	30 714 840	99.7
Burke	83	16 655	30 274 099	98.3	Randolph	128	5 181	30 720 021	99.7
Tattnall	84	16 529	30 290 628	98.3	Montgomery	129	5 053	30 725 074	99.7
Worth	85	15 280	30 305 908	98.4	Lincoln	130	4 964	30 730 038	99.8
Morgan	86	14 920	30 320 828	98.4	Warren	131	4 775	30 734 813	99.8
Candler	87	14 844	30 335 672	98.5	Taylor	132	4 686	30 739 499	99.8
Effingham	88	13 991	30 349 663	98.5	Charlton	133	4 550	30 744 049	99.8
Screven	89	13 705	30 363 368	98.6	Wilcox	134	4 435	30 748 484	99.8
Lumpkin	90	13 608	30 376 976	98.6	Miller	135	4 364	30 752 848	99.8
Appling	91	13 513	30 390 489	98.7	Oglethorpe	136	4 108	30 756 956	99.9
Bryan	92	13 436	30 403 925	98.7	Jenkins	137	3 975	30 760 931	99.9
Chattooga	93	13 105	30 417 030	98.7	Heard	138	3 347	30 764 278	99.9
Wilkes	94	12 789	30 429 819	98.8	Crawford	139	3 329	30 767 607	99.9
Greene	95	12 370	30 442 189	98.8	Lanier	140	2 616	30 770 223	99.9
Jeff Davis	96	12 204	30 454 393	98.9	Chattahoochee	141	2 502	30 772 725	99.9
Pulaski	97	12 057	30 466 450	98.9	Treutlen	142	2 409	30 775 134	99.9
Jefferson	98	11 982	30 478 432	98.9	Jasper	143	2 393	30 777 527	99.9
Putnam	99	11 500	30 489 932	99.0	Marion	144	2 048	30 779 575	99.9
Meriwether	100	11 485	30 501 417	99.0	Lee	145	1 776	30 781 351	99.9
Evans	101	11 057	30 512 474	99.1	Schley	146	1 751	30 783 102	99.9
Union	102	10 931	30 523 405	99.1	Brantley	147	1 678	30 784 780	99.9
Dawson	103	10 473	30 533 878	99.1	Atkinson	148	1 336	30 786 116	99.9
Jones	104	10 398	30 544 276	99.2	Talbot	149	1 258	30 787 374	100.0
Lamar	105	9 970	30 554 246	99.2	Calhoun	150	1 167	30 788 541	100.0
					Long	151	382	30 788 923	100.0
					Quitman	(X)	—	30 788 923	100.0
					Echols	(X)	—	30 788 923	100.0
					Baker	(X)	(D)	(X)	(X)
					Clay	(X)	(D)	(X)	(X)
					Glascok	(X)	(D)	(X)	(X)
					Taliaferro	(X)	(D)	(X)	(X)
					Webster	(X)	(D)	(X)	(X)
					Wheeler	(X)	(D)	(X)	(X)

¹Counties with suppressed receipts (if applicable) are listed at end of table rather than by rank to avoid disclosing data for individual companies.

Appendix A.

General Explanation

CENSUS COVERAGE AND METHODOLOGY

Structure and method of enumeration. Firms in the 1992 Census of Service Industries were divided into the nonmail universe and mail universe. The coverage and the method of obtaining census information from each follow:

1. The nonmail universe consisted of firms which were not required to file a regular census return and included:

- a. All taxable nonemployers, i.e., all firms subject to Federal income tax with no paid employees during 1992. Receipts information for these firms was obtained from administrative records of other Federal agencies. Although consisting of many firms, nonemployers accounted for less than 10 percent of total receipts of all establishments covered in the census.

The census included only those service nonemployer firms which reported a receipts volume of \$1,000 or more during 1992. Establishments exempt from Federal income tax with no paid employees were excluded as in previous censuses.

Data for nonemployers are not included in this report but are provided in a subsequent Non-employer Statistics report (SC92-N-1).

- b. Selected small employers, i.e., single-establishment firms with payroll below a specified cutoff. (The term "employers" refers to firms with one or more paid employees at any time during 1992 as shown in the active administrative records of other Federal agencies.) Although the payroll cutoff varied by kind of business, small employers generally included firms with less than 10 employees and represented about 10 percent of total receipts of establishments covered in the census.

Data on receipts, payroll, and employment for employer firms below the payroll cutoff were derived or estimated from administrative records of other Federal agencies, except for a sample of small employer firms in classifications for which specialized data requirements precluded reliance solely on administrative records sources. This sample was included in the mail universe.

2. The mail universe consisted of firms for which information was obtained by means of a mail canvass and included:

- a. Large employers, i.e., all multiestablishment firms, and all employer firms above the payroll size cutoff referred to in section 1b. Within this category, a report of company organization was conducted periodically to identify establishment locations of firms which operated at more than one location and to obtain information on payroll and mid-March employment at each location. The 1991 Report of Company Organization was used as a coverage check in the census. In the 1992 census, all multi-establishment firms were asked to notify the Census Bureau of any establishments for which a form was not received. Report forms were subsequently provided to the firms for these establishments.
- b. A sample of small employer firms in classifications for which specialized data precluded reliance solely on administrative records sources. These firms were sent the census mailing packages containing the appropriate 1992 questionnaire.

Method of classifying kinds of business. The service industries classifications for all establishments were based on the *Standard Industrial Classification Manual: 1987*¹ (SIC). However, the method of assigning these classifications, and the level of detail at which establishments were classified, differed between the nonmail and mail universes as follows:

1. The nonmail universe

- a. Nonemployers were classified on the basis of information obtained from administrative records of other Federal agencies.
- b. Selected small employers were classified on the basis of the most current census kind-of-business classification available from one of the Census Bureau's current sample surveys or the 1987 census. Otherwise, the classification was obtained from administrative records of other Federal agencies.

If the census or administrative record classifications proved inadequate (none corresponded to a 1992 census classification in the detail required for

¹*Standard Industrial Classification Manual: 1987*. For sale by Superintendent of Documents, U.S. Government Printing Office, Washington, DC 20402. Stock No. 041-001-00314-2.

employers), the firm was sent a brief inquiry requesting information necessary to assign a 1992 census kind-of-business code.

2. Establishments in the mail universe were classified on the basis of their self-designation, answers to questions on receipts by type of service provided, and other special inquiries.

Method of assigning tax status. For kind-of-business classifications² where there were substantial numbers of taxable and tax-exempt establishments, establishments were classified based on the Federal income tax filing requirement for the establishment or organization. This classification was based primarily on the response to an inquiry on the census questionnaire. Establishments that indicated that all or part of their income was exempt from Federal income tax under provisions of section 501 of the IRS code were classified as tax-exempt; establishments indicating no such exemption were classified as taxable. All government-operated hospitals were classified as tax-exempt. For establishments in the nonmail universe, the tax status classification was based upon the type of tax return filed by the firm or organization.

For selected kind-of-business classifications³ comprised primarily of tax-exempt establishments, all establishments in those classifications were defined as tax-exempt. All establishments in the remaining kind-of-business classifications (comprised primarily of taxable establishments) were defined as taxable.

COMPARABILITY OF THE 1987 AND 1992 CENSUSES

The 1987 and 1992 censuses were conducted under similar conditions and procedures except for the following:

Geographic areas. The boundaries of a number of areas for which data are shown in the 1992 census are not the same as in the 1987 census because of annexations; other boundary changes; and redefinitions of metropolitan statistical areas (MSA's), primary metropolitan statistical areas (PMSA's), and consolidated metropolitan statistical areas (CMSA's).⁴ In addition, data for consolidated cities are included in the 1992 census.

Data for special economic urban areas (SEUA's) with 10,000 inhabitants or more in Michigan, Minnesota, New York, and Wisconsin qualified for publication in the 1992 census. This included townships in Michigan and Minnesota and towns in New York and Wisconsin. However, Minnesota did not have any townships that met the population criteria.

²SIC's 7032, 792, 7991 pt., 7997, 7999 pt., 8011 pt., 8021 pt., 805, 806, 808, 809, 82, 83, 84 pt., 873 ex. 8733, 874 ex. 8744.

³SIC's 7041, 8111 pt., 84 pt., 86, 8733.

⁴Newly defined metropolitan areas (MA's) were announced by the Office of Management and Budget (OMB) effective June 30, 1993.

Nonemployer firms. In 1987, data for nonemployer firms were published for the United States, States, metropolitan areas, counties, and places in four regional reports in the Nonemployer Statistics Series (SC87-N-1 to -4).

For 1992, data for nonemployers by kind of business are presented in one *Nonemployer Statistics* report (SC92-N-1) for the United States, States, and metropolitan areas. Nonemployer data for counties and places are available on compact disc-read only memory (CD-ROM).

Employment. In 1987, employment data withheld to avoid disclosing data for individual companies were represented with the symbol "(D)." In 1992, withheld employment data are represented with symbols that denote employment size ranges. These symbols are defined in the introductory text.

Sources of receipts/revenue. In 1987, data on sources of receipts/revenue for selected industries were published with other industry-specific data in the *Miscellaneous Subjects* report (SC87-S-4) of the Subject Series. In 1992, sources of receipts/revenue data are presented separately in the *Sources of Receipts or Revenue* report (SC92-S-4) of the Subject Series.

Legal form of organization. In 1987, data on the number of individual proprietorships/partnerships were published in the Geographic Area Series. In 1992, individual proprietorship/partnership data are published in the *Establishment and Firm Size* report (SC87-S-1) and in the *Nonemployer Statistics* report (SC87-N-1).

EXPLANATION OF TERMS

Establishments. An establishment is a single physical location at which business is conducted. It is not necessarily identical with a company or enterprise, which may consist of one establishment or more. Statistics for service industries represent a summary of reports for individual establishments rather than companies. For cases where a census report was received, separate information was obtained for each location where business was conducted. When administrative records of other Federal agencies were used instead of a census report, no information was available on the number of locations operated. Estimates of this number were derived from a sample and are provided in the service industries report, *Miscellaneous Subjects* (SC92-S-5). Each census report was tabulated according to the physical location at which the business was conducted. The count of establishments represents those in business at any time during 1992. Appendix G provides a comparison of the number of establishments active any time during the year versus the number in business at the end of the year.

When two activities or more were carried on at a single location under a single ownership, all activities generally were grouped together as a single establishment. The

entire establishment was classified on the basis of its major activity and all data for it were included in that classification. However, when distinct and separate economic activities (for which different industry classification codes were appropriate) were conducted at a single location under a single ownership, and when conditions prescribed by the SIC manual for recognizing the existence of more than one establishment were met, separate establishment reports for each of the different activities were obtained in the census.

Leased service departments (separately owned businesses operated as departments or concessions of other service establishments or of retail businesses, such as a separately owned shoeshine parlor in a barber shop, or a beauty shop in a department store) are treated as separate service establishments for census purposes. Leased retail departments located in service establishments (e.g., a gift shop located in a hotel) are considered separate retail establishments.

Firms. A firm is a business organization or entity consisting of one domestic establishment (location) or more under common ownership or control. All establishments of subsidiary firms are included as part of the controlling firm. For the economic census, the terms "firm" and "company" are synonymous.

Receipts (Basic dollar volume measure for service establishments of firms subject to Federal income tax). Includes receipts from customers or clients for services rendered, from the use of facilities, and from merchandise sold during 1992 whether or not payment was received in 1992, except for health practitioners and legal, architectural, engineering, and surveying services, which reported on a cash basis (payments received in 1992 regardless of when services were rendered). Excise taxes on gasoline, liquor, tobacco, etc., which are paid by the manufacturer or wholesaler and passed on in the cost of goods purchased by the service establishment, are also included. Receipts from leasing of vehicles, equipment, etc., marketed under operating leases are included in receipts figures as well as the fair sales value of merchandise marketed in 1992 under capital, finance, or "full payout" leases. Receipts also include the total value of service contracts, amounts received for work subcontracted to others, and dues and assessments from members and affiliates.

Receipts are net after deductions for refunds and allowances for merchandise returned by customers. Receipts do not include sales, occupancy, admissions, or other taxes collected from customers and remitted directly by the firm to a local, State, or Federal tax agency, nor do they include income from such sources as contributions, gifts, and grants; dividends, interest, and investments; or sale or rental of real estate. Also excluded are rents from and receipts (gross as well as the establishment's share) of departments and concessions which are operated by others; sales of used equipment rented or leased to

customers; commissions from vending machine operators; and other nonoperating income such as royalties, franchise fees, etc.

Receipts in this report do not include service receipts of manufacturers, wholesalers, retail establishments, or other businesses whose primary activity is other than service. They do, however, include receipts other than from services rendered (e.g., sale of merchandise to individuals or other businesses) by establishments primarily engaged in performing services and classified in the service industries.

Revenue (Basic dollar volume measure for firms exempt from Federal income tax). Includes revenue from customers or clients for services rendered and merchandise sold during 1992, whether or not payment was received in 1992. Also included are income from interest, dividends, gross contributions, gifts, grants (whether or not restricted for use in operations), rents, royalties, dues and assessments from members and affiliates, and receipts from fundraising activities. Receipts from taxable business activities of firms exempt from Federal income tax (Unrelated Business Income) are also included in revenue.

Revenue does not include sales, admissions, or other taxes collected by the organization from customers or clients and paid directly to a local, State, or Federal tax agency; income from the sale of real estate, investments, or other assets (except inventory held for resale); gross receipts of departments, concessions, etc., that are operated by others; and amounts transferred to operating funds from capital or reserve funds.

Expenses. Expenses include payroll, employee benefits, interest, rent, payroll taxes, cost of supplies used for operation, depreciation expenses, fundraising expenses, contracted or purchased services, and other expenses charged to operations during 1992.

Expenses in this report exclude outlays for the purchase of real estate; construction and all other capital improvements; funds invested; assessments or dues paid to the parent or other chapters of the same organization; and, for fundraising organizations, funds transferred to charities and other organizations.

Annual payroll. Payroll includes all forms of compensation, such as salaries, wages, commissions, bonuses, vacation allowances, sick-leave pay, employee contributions to qualified pension plans, and the value of payments in kind (e.g., free meals and lodgings) paid during the year to all employees. Tips and gratuities received by employees from patrons and reported to employers are included. For corporations, payroll includes amounts paid to officers and executives; for unincorporated businesses, it does not include profit or other compensation of proprietors or partners. Payroll is reported before deductions for social security, income tax, insurance, union dues, etc. This definition of payroll is the same as that used by the Internal Revenue Service (IRS) on form 941.

First-quarter payroll. This item consists of payroll, as defined above, paid to persons employed at any time during the quarter January to March 1992.

Paid employees for pay period including March 12. Paid employees consist of the full- and part-time employees, including salaried officers and executives of corporations, who were on the payroll during the pay period including March 12. Included are employees on paid sick leave, paid holidays, and paid vacations; not included are proprietors and partners of unincorporated businesses. The definition of paid employees is the same as that used on IRS form 941.

Auxiliary establishments. Each company included in this census was asked to identify and separately report auxiliary locations whose primary functions were to manage, administer, service, or support the activities of the other establishments of the company. Data presented in this report do not include auxiliary establishments. Data for auxiliaries are presented in a subsequent report issued as part of the *1992 Enterprise Statistics* reports.

KIND-OF-BUSINESS CLASSIFICATIONS

Services, as defined in Division I of the 1987 Standard Industrial Classification (SIC) manual, includes establishments primarily engaged in rendering a wide variety of services to individuals, business and government establishments, and other organizations.

Establishments covered by the census were assigned kind-of-business classifications according to the industry classifications defined in the 1987 SIC manual. When a more detailed classification than defined in the SIC manual was needed, additional kinds of business were identified within an SIC industry.

The basis for a kind-of-business classification is described above in Method of Classifying Kinds of Business. Descriptions of those kinds of business for which data are provided in this report follow.

Hotels, Rooming Houses, Camps, and Other Lodging Places (SIC Major Group 70)

This group includes establishments engaged in providing lodging, or lodging and meals, and camping facilities. Hotels which provide accommodations for permanent residents (e.g., apartment hotels) and residential mobile home parks are classified in Real Estate, Major Group 65.

Hotels and motels (SIC 7011). Commercial establishments, known to the public as hotels, motor hotels, motels, or tourist courts, primarily engaged in providing lodging, or lodging and meals.

For large geographic areas, data are presented for the following subdivisions of this classification:

1. Hotels, 25 guestrooms or more.
2. Hotels, less than 25 guestrooms.
3. Motels, tourist courts.
4. Motor hotels.

The classification of individual establishments into hotels, motor hotels, and motels and tourist courts was based primarily on the respondents' self-designation.

Rooming and boarding houses (SIC 702). Establishments renting rooms, with or without board, on a fee basis. Homes for the elderly, for children, and for the handicapped that provide additional services, other than nursing care, are classified in Industry 8361, and homes that provide nursing and/or health-related care are classified in Industry Group 805. Rooming and boarding houses operated by membership organizations for their members only are classified in Industry 7041.

Sporting and recreational camps (SIC 7032). Sporting and recreational camps providing lodging and meals, or lodging only. Included are children's camps, fishing camps, hunting camps, and dude ranches. Day camps and sports instructional camps, such as baseball, basketball, or football camps, are classified in Industry 7999.

Recreational vehicle parks and campsites (SIC 7033). Establishments providing overnight or short-term sites for recreational vehicles, trailers, campers, or tents. Residential trailer and mobile home parks are classified in Real Estate, Major Group 65.

Organization hotels and lodging houses, on membership basis (SIC 704). Lodging houses and hotels operated by membership organizations for the benefit of their members and guests, and not open to the general public. Hotels operated by such organizations but open to the public are classified in Industry 7011. Residential homes for the elderly and others in need of residential, social, and personal care are classified in Industry 8361.

Personal Services (SIC Major Group 72)

This group includes establishments primarily engaged in providing services generally to individuals, such as barber and beauty shops, drycleaning plants, laundries, and photographic studios. For establishments classified in Industry Group 721, collecting and distributing units (branch outlets, pickup stations, terminals, or depots) owned and operated by a firm which does its own laundry work are not classified as separate establishments. Data for these units are merged with data for the plant where the work is done.

Power laundries, family and commercial (SIC 7211).

Establishments primarily engaged in operating mechanical laundries with steam or other power. Excluded are establishments which have power laundry equipment but which are primarily engaged in a specialty, such as industrial laundering, linen rental, or diaper service. These establishments are classified in other categories within Industry Group 721. Independently owned agencies for laundry plants are classified in Industry 7212. Laundries using small power equipment of household type are classified in Industry 7219.

Garment pressing, and agents for laundries and dry-cleaners (SIC 7212).

Establishments primarily engaged in providing laundry and drycleaning services but which have the laundry and/or drycleaning work done by others. Establishments in this industry may do their own pressing or finishing work. Independently owned collecting and distributing agencies serving drycleaning plants or power laundries are included in this classification.

Linen supply (SIC 7213). Establishments primarily engaged in supplying, on a rental basis, such laundered items as uniforms, aprons, table covers, bed linens, and towels. Establishments included in this classification may or may not operate their own laundry facilities.

Coin-operated laundries and drycleaning (SIC 7215).

Establishments primarily engaged in the operation of coin-operated or similar self-service laundry and/or drycleaning equipment. Included are establishments known as laundromats, launderettes, self-service drycleaners, etc. Establishments which operate such machinery in apartment houses, dormitories, and similar locations are included. Establishments which rent such machinery (e.g., to apartment houses) are classified in Industry 7359.

For large geographic areas, data are presented for the following subdivisions of this classification:

1. Coin-operated laundries and drycleaning stores.
2. Coin-operated laundry routes.

Drycleaning plants, except rug cleaning (SIC 7216).

Establishments primarily engaged in drycleaning or dyeing apparel and household fabrics other than rugs. Establishments primarily engaged in cleaning rugs are classified in Industry 7217. Independently owned agencies for cleaning plants are classified in Industry 7212. Establishments known as "tailor shops" or "cleaners" are included in this classification only if they do their own cleaning. Establishments primarily engaged in dyeing fabrics for the trade are classified in Manufacturing, Major Group 22.

Carpet and upholstery cleaning (SIC 7217). Establishments primarily engaged in cleaning carpets and upholstered furniture. Establishments primarily engaged in rug repair are classified in Industry 7699, those primarily

engaged in reupholstering and repairing furniture are classified in Industry 7641, and those primarily engaged in building cleaning are classified in Industry 7349.

Industrial launderers (SIC 7218). Establishments primarily engaged in supplying laundered or drycleaned work uniforms, wiping towels, protective apparel (gloves, flame resistant clothing, etc.), dust control items (treated mats or rugs, mops, cloths, etc.), and similar items to industrial, commercial, and government users. These items may belong to the industrial launderers and be supplied to users on a rental basis, or they may belong to the customers. Establishments included in this industry may or may not operate their own laundry or drycleaning facilities.

Laundry and garment services, n.e.c. (SIC 7219). Establishments primarily engaged in furnishing other laundry services, including repair, alteration, and storage of clothes for individuals; diaper service; and hand laundries. Custom tailors, dressmakers, and fur shops making fur apparel to custom order are classified in Retail Trade.

Photographic studios, portrait (SIC 722). Establishments primarily engaged in still or video portrait photography for the general public. Included in this classification are school, home, and transient portrait photographers. Establishments primarily engaged in commercial photography are classified in Industry 7335; those primarily engaged in video tape production other than portrait are classified in Industry 7812; and those primarily engaged in film developing and/or print processing for the trade or for the general public are classified in Industry 7384.

Beauty shops (SIC 723). Establishments primarily engaged in providing beauty services or both beauty and barber services. Beauty and cosmetology schools are also included. Beauty shop concessions (owned and operated by concessionaires) in hotels, department stores, etc., are classified in this industry and treated as separate establishments. However, beauty shops owned by and operated as part of other businesses (e.g., hotels, department stores) are considered part of the main establishment.

Barber shops (SIC 724). Establishments primarily engaged in providing barber and men's hair styling services. Barber colleges are also included. Barber shop concessions (owned and operated by concessionaires) in hotels, department stores, etc., are classified in this industry and treated as separate establishments. However, barber shops owned by and operated as part of other businesses (e.g., hotels, department stores) are considered part of the main establishment.

Shoe repair shops and shoeshine parlors (SIC 725). Establishments primarily engaged in repairing footwear or shining shoes. Also included are establishments engaged in cleaning and blocking hats. Shoe repair and shoeshine departments (owned and operated by concessionaires) in

hotels, department stores, etc., are classified in this industry and treated as separate establishments. However, shoe repair shops and shoeshine parlors owned and operated as part of other businesses (e.g., hotels, department stores) are considered part of the main establishment.

Funeral service and crematories (SIC 726). Establishments primarily engaged in preparing the dead for burial, conducting funerals, and cremating the dead. Receipts include sales of funeral merchandise, such as caskets and burial clothing, and other services provided directly by the establishments. Also included in the receipts are reimbursements for cash advances made to other establishments for funeral-related merchandise sales and services, such as flowers. Cemeteries, and crematories operated in conjunction with cemeteries, are classified in Real Estate, Industry 6553; crematories and burial services for pets are classified in Agriculture, Industry 0752.

Tax return preparation services (SIC 7291). Establishments primarily engaged in providing tax return preparation services without also providing accounting, auditing, or bookkeeping services. Establishments providing tax return preparation services which also provide accounting, auditing, or bookkeeping services are classified in Industry 8721. Tax return preparation services (owned and operated by concessionaires) in department stores, etc., are classified in this industry and treated as separate establishments. However, tax return preparation services owned and operated as part of other businesses are considered part of the main establishment.

Miscellaneous personal services, n.e.c. (SIC 7299). Establishments primarily engaged in providing personal services, not elsewhere classified, such as saunas; steam and Turkish baths; costume and formal wear rental; operation of coin-operated personal service machines, such as weighing machines, public lockers (except cold storage), pay toilets, etc.; checkroom concessions; dating service; diet or weight reducing workshops; and tanning salons. Establishments operating coin-operated amusement machines, such as pinball machines and juke boxes, are classified in Industry 7993. The operation of physical fitness facilities, including health fitness spas and reducing salons, is classified in Major Group 70 if lodging is also provided and in Industry 7991 if lodging is not provided.

For large geographic areas, data are presented for the following subdivisions of this classification:

1. Massage parlors, tanning salons, and saunas.
2. Diet and weight reducing services.
3. Formal wear rental.
4. Other personal services, n.e.c.

Business Services (SIC Major Group 73)

This group includes establishments primarily engaged in providing services, not elsewhere classified, to business establishments on a contract or fee basis.

Advertising agencies (SIC 7311). Establishments primarily engaged in preparing advertising (writing copy, artwork, graphics, and other creative work) and placing such advertising in periodicals, newspapers, radio, television, or other advertising media for clients on a contract or fee basis. Establishments which place advertising with media but perform no creative services (media buying services) are classified in Industry 7319. Establishments which write advertising copy but do not place the advertising with media are classified in Industry 8999. Establishments which provide commercial art, graphics, or other creative advertising services but do not place the advertising with media are classified in Industry Group 733. Establishments which solicit advertising for nonaffiliated radio, television, newspapers, or magazines are classified in Industry 7313.

Outdoor advertising services (SIC 7312). Establishments primarily engaged in the preparation of poster displays and painted and electric displays on billboards, panels, bulletins, and frames, principally outdoors. Such establishments may (as incidental services) construct, repair, and maintain display boards and may post advertisements. Sign painting shops are classified in Industry 7389. Shops which make neon signs to order are classified in Manufacturing. Establishments primarily engaged in erecting signs are classified in Construction.

Radio, television, and publishers' advertising representatives (SIC 7313). Establishments primarily engaged in soliciting advertising on a contract or fee basis for (nonaffiliated) newspapers, magazines, and other publications, or for radio and television stations. Advertising sales offices operated by the media are classified as auxiliaries.

For large geographic areas, data are presented for the following subdivisions of this classification:

1. Radio and television advertising representatives.
2. Publishers' advertising representatives.

Advertising, n.e.c. (SIC 7319). Establishments primarily engaged in furnishing advertising services, not elsewhere classified, such as handbill distribution, distribution of samples, and transit advertising. Establishments which provide commercial art, graphics, or other creative advertising services but do not place the advertising with the media, are classified in Industry Group 733. Establishments primarily engaged in direct mail advertising, compiling and selling mailing lists, and related services are classified in Industry 7331.

Adjustment and collection services (SIC 7322). Establishments primarily engaged in the collection or adjustment of claims other than insurance. Establishments providing insurance adjustment services are classified in Insurance, Major Group 64. Establishments providing debt counseling or adjustment services for individuals are classified in Industry 7299. Centralized charge services are classified in Finance, Major Group 61.

Credit reporting services (SIC 7323). Establishments primarily engaged in providing mercantile and consumer credit reporting services. Establishments primarily engaged in conducting personal investigations (background) and preparing reports for insurance companies and other business firms are classified in Industry 7389.

Direct mail advertising services (SIC 7331). Establishments primarily engaged in furnishing direct mail advertising services, such as creating, producing, and mailing direct mail advertising. This industry also includes establishments primarily engaged in compiling and selling mailing lists. Establishments primarily engaged in reproducing direct mail copy to order but also providing other direct mail advertising services are classified in Manufacturing if they print the copy, and in Industry 7334 if they duplicate the copy by photocopying or similar reproduction methods.

For large geographic areas, data are presented for the following subdivisions of this classification:

1. Mailing list compilers, brokers, and managers.
2. Direct mail advertising services, except mailing list services.

Photocopying and duplicating services (SIC 7334). Establishments primarily engaged in reproducing text, drawings, plans, maps, or other copy by blueprinting, photocopying, mimeographing, or other methods of duplication other than printing or microfilming. Printing, including "quick printing," is classified in Manufacturing, and microfilming is classified in Industry 7389.

For large geographic areas, data are presented for the following subdivisions of this classification:

1. Blueprinting and photocopying services.
2. Duplicating services, except printing and photocopying.

Commercial photography (SIC 7335). Establishments engaged in providing commercial photography services for advertising agencies, publishers, and other business and industrial users. Establishments engaged in still and video portrait photography are classified in Industry 7221, and those primarily engaged in mapmaking are classified in Industry 7389. Establishments primarily engaged in medical photography are classified in Industry 8099. Establishments primarily engaged in producing commercial video tape or films are classified in Industry 7812.

Commercial art and graphic design (SIC 7336). Establishments primarily engaged in providing commercial art or graphic design services for advertising agencies, publishers, and other business and industrial users. Producers of still and slide films are classified here. Establishments primarily engaged in art, except commercial and medical art, are classified in Industry 8999; those engaged in medical art are classified in Industry 8099; and those providing drafting services are classified in Industry 7389.

For large geographic areas, data are presented for the following subdivisions of this classification:

1. Commercial art.
2. Graphic arts and related design.

Secretarial and court reporting services (SIC 7338). Establishments primarily engaged in furnishing secretarial, typing, word processing, resume writing, and court reporting services.

Disinfecting and pest control services (SIC 7342). Establishments primarily engaged in providing disinfection and termite, insect, rodent, and other pest control generally in dwellings or other buildings. Establishments primarily engaged in pest control for lawns or agricultural production are classified in Agriculture.

Building cleaning and maintenance services, n.e.c. (SIC 7349). Establishments primarily engaged in furnishing building cleaning and maintenance services, not elsewhere classified, such as window cleaning, janitorial services, floor waxing, and office cleaning. General contractors and special trade contractors primarily engaged in building repair work, cleaning building exteriors by sand or steam blasting, or cleaning up after construction are classified in Construction.

Medical equipment rental and leasing (SIC 7352). Establishments primarily engaged in renting or leasing (except finance leasing) medical equipment. These establishments may also sell medical supplies, but establishments primarily engaged in selling medical supplies are classified in Wholesale or Retail Trade. Establishments primarily engaged in finance leasing are classified in Finance, Industry 6159.

Heavy construction equipment rental and leasing (SIC 7353). Establishments primarily engaged in renting or leasing (except finance leasing) heavy construction equipment, with or without operators. Establishments primarily engaged in finance leasing are classified in Finance, Industry 6159.

For large geographic areas, data are presented for the following subdivisions of this classification:

1. Rental and leasing of heavy construction equipment without operators.
2. Rental and leasing of heavy construction equipment with operators.

Equipment rental and leasing, n.e.c. (SIC 7359). Establishments primarily engaged in renting or leasing (except finance leasing) equipment, not elsewhere classified, such as tools, furniture, industrial equipment (except heavy construction), televisions, appliances, party supplies, etc. Establishments primarily engaged in finance leasing are classified in Finance, Industry 6159.

Establishments renting or leasing automobiles and trucks without drivers are classified in Industry Group 751; those renting with drivers, in Transportation. Establishments renting (or leasing) medical equipment are classified in Industry 7352; video tapes and cassettes, in Industry 7841; amusement and recreation items, such as bicycles, beach chairs, etc., in Industry 7999; personal items, such as formal wear, lockers (other than refrigerated), and pillows, in Industry 7299; commercial boats, in Water Transportation, Major Group 44. Direct leasing of machinery or equipment by the manufacturer is classified in Manufacturing or Wholesale Trade. Establishments primarily leasing computer time, including time-sharing services, are classified in Industry 7374; and those renting or leasing computers or data processing equipment, in Industry 7377.

For large geographic areas, data are presented for the following subdivisions of this classification:

1. Equipment rental, except rent-to-own.
2. Equipment leasing, except finance leasing.
3. Rent-to-own.

Employment agencies (SIC 7361). Establishments primarily engaged in providing placement and employment services for employers or those seeking employment. Modeling agencies and nurses' registries are included. Theatrical employment agencies are classified in Industry 7922; motion picture casting bureaus, in Industry 7819; and establishments engaged in furnishing help to other businesses, in Industry 7363.

Help supply services (SIC 7363). Establishments primarily engaged in supplying temporary or continuing help (except agricultural) to other businesses on a contract or fee basis. The help supplied is on the payroll of the supplying establishment but is under the direct or general supervision of the business to whom the help is furnished. Establishments primarily engaged in providing placement and employment services are classified in Industry 7361. Establishments which provide both management and staff to operate a business are classified according to the type of activity of the business. Establishments primarily engaged in furnishing personnel to perform a range of services in support of the operation of other establishments are classified in Industry 8744. Farm labor supply is classified in Agriculture, Industry 0761.

For large geographic areas, data are presented for the following subdivisions of this classification:

1. Temporary help supply.
2. Employee leasing.
3. Other help supply services.

Computer programming services (SIC 7371). Establishments primarily engaged in providing custom computer programming services on a contract or fee basis. These

establishments often perform a variety of additional services, such as computer software design and analysis, modification of existing software, and training in the use of custom software. Establishments primarily engaged in the development and marketing of prepackaged software are classified in Industry 7372. Computer processing services are classified in Industry 7374.

Prepackaged software (SIC 7372). Establishments primarily engaged in designing and developing prepackaged software, including operating, utility, and applications programs. These establishments may also prepare software documentation for the user, install software for the user, and train the user in the use of the software. Establishments primarily engaged in buying and selling prepackaged software are classified in Wholesale or Retail Trade. Custom computer software services, including computer code authors, are classified in Industry 7371.

Computer integrated systems (SIC 7373). Establishments primarily engaged in developing or modifying computer software and packaging or bundling the software with hardware (computers and peripheral equipment) to create an integrated system for specific application. These establishments are involved in all phases of systems development, from design through installation. Establishments primarily engaged in buying and selling computer software and/or hardware are classified in Wholesale or Retail Trade, and establishments primarily engaged in manufacturing computers and/or peripheral equipment are classified in Manufacturing.

Computer processing and data preparation and processing services (SIC 7374). Establishments primarily engaged in providing computer processing and data preparation services. Service may consist of complete processing and preparation of reports from data supplied by the customer, or it may be specialized, such as data entry or making data processing equipment available on an hourly or time-sharing basis.

Information retrieval services (SIC 7375). Establishments primarily engaged in providing on-line information retrieval services on a contract or fee basis. The information generally involves a range of subjects and is taken from other primary sources. Establishments which collect and originate the data are classified in the industry associated with that activity.

Computer facilities management services (SIC 7376). Establishments primarily engaged in providing on-site management and operation of computer and data processing facilities on a contract or fee basis. Establishments primarily engaged in providing computer and data processing at their own facilities are classified in Industry 7374.

Computer rental and leasing (SIC 7377). Establishments primarily engaged in renting or leasing (except finance) computers and related data processing equipment on the

customers' site, whether or not also providing maintenance or support services. Establishments primarily engaged in both manufacturing and leasing computers and related data processing equipment are classified in Division D, Manufacturing, and separate establishments owned by the manufacturer and primarily engaged in leasing are classified in Wholesale Trade. Establishments primarily engaged in finance leasing of computers and related data processing equipment are classified in Finance, Industry 6159, and those primarily engaged in leasing computer time are classified in Industry 7374.

Computer maintenance and repair (SIC 7378). Establishments primarily engaged in the maintenance and repair of computers and computer peripheral equipment.

Computer related services, n.e.c. (SIC 7379). Establishments primarily engaged in providing computer related services, not elsewhere classified, such as computer consulting, disk and diskette conversion, and tape recertification.

For large geographic areas, data are presented for the following subdivisions of this classification:

1. Computer consultants.
2. Miscellaneous computer services, n.e.c.

Detective, guard, and armored car services (SIC 7381). Establishments primarily engaged in providing detective, guard, and armored car services. Fingerprint service, polygraph service, and rental of dogs for protective service are included in this classification.

For large geographic areas, data are presented for the following subdivisions of this classification:

1. Detective agencies and guard services.
2. Armored car services.

Security systems services (SIC 7382). Establishments primarily engaged in monitoring and maintaining security systems devices, such as burglar and fire alarms. These establishments may also sell, lease, and/or install the security systems which they monitor and maintain. Establishments primarily engaged in the sales and installation, or installation only, of such devices are classified in Construction, Industry 1731.

News syndicates (SIC 7383). Establishments primarily engaged in providing news, pictures, features, and news reporting services to newspapers and periodicals. Separate establishments of newspaper and periodical publishers which are engaged in gathering news are classified as auxiliaries.

Photofinishing laboratories (SIC 7384). Establishments primarily engaged in developing film and photographic prints and enlargements. Data for retail outlets (kiosks),

which are owned and operated by photofinishing laboratories for the pickup and delivery of film, are merged with data for the laboratory which owns them and are not treated as separate establishments. Establishments primarily engaged in processing motion picture and video film for the motion picture and television industries are classified in Industry 7819.

For large geographic areas, data are presented for the following subdivisions of this classification:

1. Photofinishing laboratories, except "one-hour" (mini) labs.
2. "One-hour" (mini) photofinishing.

Business services, n.e.c. (SIC 7389). Establishments primarily engaged in furnishing business services, not elsewhere classified, such as auctioneers' establishments (service only), business brokers, drafting service, independent lecture bureaus, inspection service, printing brokers, notaries public, and shop window decoration or trimming, on a commission or fee basis.

For large geographic areas, data are presented for the following subdivisions of this classification:

1. Sign painting shops. Establishments primarily engaged in making signs to individual order or in doing office door and window lettering. Establishments primarily engaged in making signs other than on a custom basis and neon sign manufacturers are classified in Manufacturing.
2. Interior designing. Establishments primarily engaged in advising clients on the selection of furniture, draperies, rugs, and other interior decorations on a commission or fee basis. Establishments providing interior designing service but primarily engaged in the sale of merchandise, are not included. Painting and papering contractors who frequently call themselves "interior decorators" are classified in Construction.
3. Telephone answering services. Establishments primarily engaged in transmitting telephone messages to their clients. Paging services are classified in Communications.
4. Water softening and conditioning services. Establishments primarily engaged in softening water by chemical treatment or other methods.
5. Packaging and labeling services. Establishments primarily engaged in packaging and labeling products, on a contract or fee basis, in packages or other containers normally intended for retail distribution. Companies primarily engaged in packing, crating, and otherwise preparing goods for shipping are classified in Transportation.
6. Trading stamp services. Establishments primarily engaged in selling trading stamps or merchandise coupons to merchants. The redemption stores of trading stamp companies are classified as auxiliary to this industry.

7. Convention and trade show services. Establishments primarily engaged in providing a variety of services to conventions and trade shows on a contract or fee basis, including decoration services, registration services, promotion, and other administrative functions.
8. Private mail centers. Establishments primarily engaged in providing mailbox rental and other postal and mailing (except advertising) services. In addition, establishments may provide typing, photocopying, and FAX services, and may sell office supplies.
9. Miscellaneous business services, n.e.c. Establishments primarily engaged in furnishing business services, not elsewhere classified.

Automotive Repair, Services, and Parking (SIC Major Group 75)

This group includes establishments primarily engaged in furnishing automotive repair, rental, leasing, parking, and other services. Similar facilities owned and operated by concerns for their own use and not available to the general public are treated as auxiliary establishments of those concerns and are not included here. Automotive repair shops operated by establishments engaged in the sale of new automobiles are classified in Retail Trade, as are those operated by gasoline service stations (where sales of merchandise (including fuel) exceed repair receipts). Automobile driving instruction is classified in Industry 8299.

Truck rental and leasing, without drivers (SIC 7513).

Establishments primarily engaged in short-term rental or extended-term leasing (with or without maintenance) of trucks, truck tractors, or semitrailers without drivers. Establishments primarily engaged in renting or leasing, except finance leasing, of industrial trucks are classified in Industry 7359; those renting or leasing trucks with drivers are classified in Transportation, Industry Group 421; and those renting or leasing heavy construction and earth moving equipment are classified in Industry 7353. Establishments primarily engaged in finance leasing are classified in Finance, Major Group 61.

For large geographic areas, data are presented for the following subdivisions of this classification:

1. Truck rental, without drivers.
2. Truck leasing, except finance leasing.

Passenger car rental (SIC 7514). Establishments primarily engaged in short-term rental of passenger cars without drivers. Data for separate automotive rental offices or concessions (e.g., airport locations) in the same metropolitan area, for which a common fleet of cars is maintained, are merged and not considered as separate establishments. Establishments primarily engaged in renting automobiles with drivers are classified in Transportation, Industry 4119.

Passenger car leasing (SIC 7515). Establishments primarily engaged in extended-term leasing of passenger cars without drivers. These establishments may or may not provide maintenance of vehicles as part of the lease contract. Establishments primarily engaged in renting automobiles with drivers are classified in Transportation, Industry 4119. Establishments primarily engaged in finance leasing are classified in Finance, Major Group 61.

Utility trailer and recreational vehicle rental (SIC 7519). Establishments primarily engaged in daily or extended-term rental of utility trailers and recreational vehicles. Establishments primarily engaged in renting motorcycles, bicycles, golf carts, gocarts, or recreational boats are classified in Industry 7999, and those engaged in renting airplanes are classified in Industry 7359. Establishments primarily engaged in the rental of mobile homes on site are classified in Real Estate, Industry 6515.

Automobile parking (SIC 7521). Establishments primarily engaged in the temporary parking of automobiles usually on an hourly, daily, or monthly contract or fee basis. Excluded are municipal parking lots and lots operated by establishments or institutions primarily engaged in other activities (e.g., department stores, hospitals, restaurants). Valet parking is classified in Industry 7299. Establishments primarily engaged in extended or dead storage of automobiles are classified in Transportation, Industry 4226.

For large geographic areas, data are presented for the following subdivisions of this classification:

1. Parking lots.
2. Parking structures.

Top, body, and upholstery repair shops and paint shops (SIC 7532). Establishments primarily engaged in the repair of automotive tops, bodies, and interiors, or automotive painting and refinishing. Also included in the industry are establishments primarily engaged in customizing automobiles, trucks, and vans, except on a factory basis. Those engaged in customizing automobiles, trucks, and vans on a factory basis are classified in Manufacturing, Industry Group 371.

For large geographic areas, data are presented for the following subdivisions of this classification:

1. Top and body repair shops.
2. Paint shops.

Automotive exhaust system repair shops (SIC 7533). Establishments primarily engaged in the installation, repair, or sale and installation of automotive exhaust systems. The sale of mufflers, tailpipes, and catalytic converters is considered to be incidental to the installation of these products.

Tire retreading and repair shops (SIC 7534). Establishments primarily engaged in repairing and retreading automotive tires. Establishments classified here may either retread customers' tires or retread tires for sale or exchange to the user or the trade.

Automotive glass replacement shops (SIC 7536). Establishments primarily engaged in the installation, repair, or sale and installation of automotive glass. The sale of the glass is considered incidental to the replacement.

Automotive transmission repair shops (SIC 7537). Establishments primarily engaged in the installation, repair, or sale and installation of automotive transmissions. The sale of transmissions and related parts is considered incidental to transmission installation or repair.

General automotive repair shops (SIC 7538). Establishments primarily engaged in general automotive repair, such as engine repair shops (except industrial truck engines), general repair and service garages, and diesel engine repair shops. Establishments primarily engaged in specialized repair of individual engine components, not elsewhere classified, are classified in Industry 7539. Establishments primarily engaged in repair of motorcycles are classified in Industry 7699.

For large geographic areas, data are presented for the following subdivisions of this classification:

1. General automotive repair shops, except diesel.
2. Diesel repair shops.

Automotive repair shops, n.e.c. (SIC 7539). Establishments primarily engaged in specialized automotive repair, not elsewhere classified, such as fuel service (carburetor repair), brake relining, front-end and wheel alignment, and radiator repair. Establishments primarily engaged in automotive welding are classified in Industry 7692.

For large geographic areas, data are presented for the following subdivisions of this classification:

1. Radiator repair.
2. Brake, front end, and wheel alignment.
3. Carburetor repair shops.
4. Automotive electrical repair shops.
5. Other automotive repair shops, n.e.c. Establishments primarily engaged in specialized automotive repairs, not elsewhere classified, such as frame repair, piston ring service and repair, speedometer repair, and heater and air-conditioning repair.

Carwashes (SIC 7542). Establishments primarily engaged in washing, waxing, and polishing motor vehicles or furnishing facilities for the self-service washing of motor vehicles.

Automotive services, except repair and carwashes (SIC 7549). Establishments primarily engaged in furnishing automotive services, except repair and carwashes, such as lubricating service, towing service, diagnostic service, undercoating service, and inspection service.

For large geographic areas, data are presented for the following subdivisions of this classification:

1. Lubrication shops.
2. Towing services.
3. Other automotive services, n.e.c.

Miscellaneous Repair Services (SIC Major Group 76)

This group includes establishments primarily engaged in miscellaneous repair services, not elsewhere classified. Repair departments of retail dealers or manufacturers are not included unless operated as separate establishments and reported as such. This group does not include some repair services of which the more important are: repair to structures (classified in Construction); garment and shoe repair (classified in Major Group 72); automotive repair services (classified in Major Group 75); electronic computer and computer peripheral equipment repair services (classified in Industry 7378); ship and boat repair (classified in Manufacturing); and railroad repair (classified in Manufacturing).

Radio and television repair shops (SIC 7622). Establishments primarily engaged in repairing radios, televisions, phonographs, stereo equipment, and tape recorders. Also included are establishments engaged in installing and repairing television, amateur, and citizens' band antennas, and those engaged in installing and servicing similar equipment in homes, offices, boats, automobiles, or other vehicles. Establishments primarily engaged in installation, repair, or maintenance of radio and television broadcast transmitting antennas and towers are classified in Construction. Repair departments of radio and television dealers are not included here unless operated and reported as separate establishments.

Refrigeration and air-conditioning service and repair shops (SIC 7623). Establishments primarily engaged in servicing and repairing household and commercial electrical refrigerators and air-conditioning and refrigeration equipment. Establishments primarily engaged in servicing and repairing gas refrigeration equipment are classified in Industry 7699, and those repairing automotive air-conditioning equipment are classified in Industry 7539. Establishments primarily engaged in installing refrigeration and air-conditioning systems are classified in Construction.

Electrical and electronic repair shops, n.e.c. (SIC 7629). Establishments primarily engaged in servicing and repairing electrical and electronic equipment, not elsewhere classified, such as electrical household appliances (washing machines, vacuum cleaners, irons, toasters, etc.) and electrical and electronic industrial equipment. Electrical contractors and electrical shops engaged primarily in house wiring are included in Construction, Industry 1731. The repair of electric motors is classified in Industry 7694. Repair of electronic computers and computer peripheral equipment is classified in Industry 7378.

Watch, clock, and jewelry repair (SIC 763). Establishments primarily engaged in the repair of watches, clocks, or jewelry. Establishments primarily engaged in assembling watches from purchased parts are classified in Manufacturing, Industry 3873.

Reupholstery and furniture repair (SIC 764). Establishments primarily engaged in furniture reupholstery and repair. Establishments primarily engaged in selling upholstery materials, making slipcovers and draperies to order, or in upholstering new frames to individual order are classified in Retail Trade, as are establishments making furniture and cabinets on a custom basis.

Welding repair (SIC 7692). Establishments primarily engaged in repair work by welding, including automotive welding. Welding in connection with the manufacture of a product is classified in Manufacturing. Welding contractors doing welding work at construction sites are classified in Construction, Industry 1799.

Armature rewinding shops (SIC 7694). Establishments primarily engaged in rewinding armatures and rebuilding or repairing electric motors. Establishments classified here may either repair customers' equipment or repair their own equipment for sale or exchange to users or to the trade. Establishments primarily engaged in the repair of electrical appliances are classified in Industry 7629.

Repair shops and related services, n.e.c. (SIC 7699). Establishments primarily engaged in specialized repair services, not elsewhere classified, such as farm machinery and equipment repair; lawnmower, saw, knife, and tool sharpening and repair; bicycle repair; lock and gun repair; musical instrument repair; and the repair of typewriters. Repair services which involve primarily electrical or electronic equipment or components are classified in Industry 7629; however, primarily mechanical repair of electrically powered equipment, such as electric sewing machine repair, is included here.

For large geographic areas, data are presented for the following subdivisions of this classification:

1. Farm machinery and equipment repair.
2. Lawnmower and other small gasoline engine repair. Establishments primarily engaged in saw, knife, and tool sharpening are also included here.
3. Sewer and septic tank cleaning services. Establishments primarily engaged in cleaning or repairing sewers and septic tanks. Establishments which install septic tanks are classified in Construction.
4. Other repair and related services, n.e.c. Establishments primarily engaged in specialized repair services, not elsewhere classified, such as aircraft flight instrument repair (except electrical), blacksmith shops, bicycle repair, boiler repair, photographic equipment repair,

dental instrument repair, furnace and chimney cleaning, gunsmith shops, key duplicating shops, motorcycle repair, musical instrument tuning and repair, taxidermists, typewriter repair, umbrella repair, and venetian blind repair.

Motion Pictures (SIC Major Group 78)

This group includes establishments producing and distributing motion pictures, exhibiting motion pictures in commercially operated theaters, and furnishing services to the motion picture industry. The term "motion pictures" includes similar productions for television or other media using film, tape, or other means.

Motion picture and video tape production (SIC 7812). Establishments primarily engaged in the production of theatrical and nontheatrical motion pictures and video tapes for exhibition or sale. Establishments engaged in both production and distribution of motion pictures are included here, as well as those engaged in the production of educational, industrial, and religious films. Establishments primarily engaged in motion picture and video tape reproduction are classified in Industry 7819.

For large geographic areas, data are presented for the following subdivisions of this classification:

1. Motion picture production, except for television.
2. Motion picture and tape production for television.

Services allied to motion picture production (SIC 7819). Establishments primarily engaged in performing auxiliary services to motion picture production, such as motion picture film processing, editing, and titling. Also included are casting bureaus, wardrobe and studio property rental, rental and repair of cameras and other motion picture equipment, stock footage film libraries, and television tape services (editing, transfers, etc.).

Motion picture and video tape distribution (SIC 7822). Establishments primarily engaged in the distribution (rental or sale) of theatrical and nontheatrical motion picture films or in the distribution of video tapes and disks, except to the general public. Establishments engaged in both distribution and production are classified in Industry 7812. Establishments primarily engaged in renting video tapes and disks to the general public are classified in Industry 7841, and those engaged in the sale of video tape and disks to individuals for personal or household use are classified in Retail Trade, Industry 5735.

For large geographic areas, data are presented for the following subdivisions of this classification:

1. Motion picture film exchanges.
2. Film and tape distribution for television.
3. Video tape wholesalers.

Services allied to motion picture distribution (SIC 7829). Establishments primarily engaged in performing auxiliary services to motion picture distribution, such as film delivery service, film purchasing and booking agencies, and film libraries.

Motion picture theaters, except drive-in (SIC 7832). Commercially operated theaters primarily engaged in the indoor exhibition of motion pictures.

Drive-in motion picture theaters (SIC 7833). Commercially operated theaters, commonly known as drive-in theaters, primarily engaged in the outdoor exhibition of motion pictures.

Video tape rental (SIC 7841). Establishments primarily engaged in renting recorded video tapes and disks to the general public for personal or household use. Establishments primarily engaged in renting video recorders and players are classified in Industry 7359. Establishments primarily engaged in selling recorded video tapes and disks to the general public are classified in Retail Trade, Industry 5735, and those engaged in the wholesale distribution of recorded video tapes and disks are classified in Industry 7822.

Amusement and Recreation Services, Except Motion Pictures (SIC Major Group 79)

This group includes establishments primarily engaged in providing amusement, recreation, or entertainment services, not elsewhere classified. Gambling businesses, where legal, are also included in this Major Group; however, combined gambling and lodging facilities with 25 guestrooms or more are classified in Industry 7011. Establishments primarily engaged in operating museums, art galleries, arboreta, and botanical and zoological gardens are classified in Major Group 84.

Dance studios, schools, and halls (SIC 791). Establishments primarily engaged in operating public dance halls or ballrooms, dance studios, and dance schools. Establishments primarily engaged in renting facilities used as dance halls or ballrooms are classified in Real Estate, Industry 6512.

Theatrical producers (except motion picture) and miscellaneous theatrical services (SIC 7922). Establishments primarily engaged in providing live theatrical presentations, such as road companies and summer theaters. This industry also includes services allied with theatrical presentations, such as casting agencies; booking agencies for plays, artists, and concerts; scenery, lighting, and other equipment services; and theatrical ticket agencies. Also included in this industry are producers of live and taped radio programs and commercials and producers of live television programs.

For large geographic areas, data are presented for the following subdivisions of this classification:

1. Producers of live theatrical productions. Stock or repertory companies, whether or not operating their own theaters, are included here. Establishments primarily engaged in producing shows for dinner theaters but not operating the food service are also included here. Dinner theaters operating food service are classified in Retail Trade, Industry 5812.
2. Producers of radio and television shows, except tape producers. Establishments primarily engaged in producing shows for live presentation on radio and television. Producers of motion picture and television tape are classified in Industry 7812 and producers of radio tape in the subgroup Other theatrical services.
3. Artists' and entertainers' managers or agents, concert bureaus, and booking agents.
4. Other theatrical services. Establishments engaged in theatrical services, not elsewhere classified, such as ticket agencies; theatrical, television, and radio employment agencies; theatrical equipment rental and design; and lighting. Radio show tape producers are included here.

Bands, orchestras, actors, and other entertainers and entertainment groups (SIC 7929). Establishments primarily engaged in providing entertainment other than live theatrical presentations. These establishments include bands, orchestras, and entertainers.

For large geographic areas, data are presented for the following subdivisions of this classification:

1. Dance groups and artists.
2. Symphony orchestras, opera companies, and chamber music organizations.
3. Other music groups and artists. Dance and stage bands, orchestras (except symphony or chamber), combos, quintets, soloists, and similar musical organizations, groups, and artists.
4. Other entertainers and entertainment groups. Entertainers other than dance bands, symphony orchestras, dance groups, or similar musical and dance organizations.

Bowling centers (SIC 7933). Establishments primarily engaged in providing facilities for bowling.

Professional sports clubs and promoters (SIC 7941). Operators and promoters of professional and semiprofessional athletic clubs, promoters of athletic events, and managers of individual professional athletes. Receipts from radio or television broadcasts, from sales of players, from concession operators, and from noncustomer sources are not included in the total receipts for the activities

classified here. Establishments primarily engaged in renting stadiums and athletic fields to sports promoters and clubs are classified in Real Estate, Industry Group 651.

For large geographic areas, data are presented for the following subdivisions of this classification:

1. Baseball clubs.
2. Football clubs.
3. Other professional sports clubs.
4. Managers and promoters.

Racing, including track operation (SIC 7948). Promoters and participants in racing activities, including racetrack operators, operators of racing stables, jockeys, racehorse trainers, and race car owners and operators. Establishments which own racetracks but do not engage in promotion of racing events, are classified in Real Estate, Industry Group 651. Stables and kennels primarily engaged in breeding or boarding horses and dogs are classified in Agriculture, Industry 0752.

For large geographic areas, data are presented for the following subdivisions of this classification:

1. Auto racetrack operation.
2. Horse racetrack operation.
3. Dog racetrack operation.
4. Racing stables and racing, n.e.c.

Physical fitness facilities (SIC 7991). Establishments primarily engaged in operating reducing and other health clubs, spas, and similar facilities featuring exercise and other active physical fitness conditioning, whether or not on a membership basis. Establishments providing aerobic dance and exercise classes are also included here. Sports and recreation clubs are classified in Industry 7997 if operated on a membership basis, and in Industry 7992 or 7999 if open to the general public. Health resorts and spas providing lodging are classified in Major Group 70. Establishments that promote physical fitness through diet control are classified in Industry 7299.

For large geographic areas, data are presented for the following subdivisions of this classification:

1. Physical fitness centers, except gymnasiums and athletic clubs.
2. Gymnasiums and athletic clubs.

Public golf courses (SIC 7992). Privately operated establishments primarily engaged in the operation of golf courses open to the general public on a fee basis. Municipally owned and operated golf courses are not included. Membership golf and country clubs are classified in Industry 7997. Miniature golf courses and golf driving ranges are classified in Industry 7999.

Coin-operated amusement devices (SIC 7993). Establishments primarily engaged in operating coin-operated amusement devices either in their own or in other places of business. Such amusement devices include juke boxes, pinball machines, mechanical games, video games, slot machines (where legal), and similar types of amusement equipment. The amusement devices may also be operated by bills. Amusement arcades and parlors are also included. Establishments primarily engaged in rental of such devices are classified in Industry 7359.

Amusement parks (SIC 7996). Establishments known as amusement parks, theme parks, kiddie parks, etc., which group together a number of attractions, such as mechanical rides, amusement devices, refreshment stands, and picnic grounds. Individual ride operators or concessionaires operating within the park are classified in Industry 7999, as are carnivals operating without a fixed exhibition site. Owners of the park grounds (who do not operate the amusement parks) are classified in Real Estate, Industry Group 651.

Membership sports and recreation clubs (SIC 7997). Sports and recreation clubs which maintain facilities for use only by members and their guests, such as country, golf, tennis, yacht, and swimming clubs. Such establishments are classified here regardless of the proportion of receipts derived from food or liquor sales. Membership organizations engaged in civic, social, or fraternal activities are classified in Industry 864. Physical fitness facilities are classified in Industry 7991.

Amusement and recreation services, n.e.c. (SIC 7999). Establishments primarily engaged in the operation of sports, amusement, and recreation services, not elsewhere classified, such as bathing beaches, swimming pools, and riding academies and schools. Membership sports and recreation clubs not open to the general public are classified in Industry 7997.

For large geographic areas, data are presented for the following subdivisions of this classification:

1. Concession operators of amusement devices and rides. Concession operators of mechanical rides or of amusement devices in amusement parks, carnivals, circuses, or fairs; or operators of independently operated rides or devices of this type.
2. Carnivals and circuses. Establishments operating a group of amusement, service, and/or retail units, generally known as carnivals, which do not have any fixed exhibition site; or companies engaged in the operation of circuses having acrobatic and animal shows and individual circus acts. Side shows are included here. Individual performers in circuses are classified in Other entertainers and entertainment groups, a subgroup of Industry 7929.
3. Fairs. Establishments primarily engaged in arranging and operating the exhibitions and related activities

usually associated with county, State, or similar fairs. Carnivals and side shows which are part of the fairs but which are independently owned and operated are included in the subgroup Carnivals and circuses. Other independently owned and operated amusement device and ride concessions are included in the subgroup Concession operators of amusement devices and rides.

4. Roller skating rinks.
5. Ice skating rinks.
6. Other amusement and recreation services, n.e.c. Establishments primarily engaged in the commercial operation of sports, amusement, and recreation services, not elsewhere classified. Included are establishments engaged in instruction of sports or recreational activities, such as baseball, bridge, golf, judo, karate, skiing, swimming, and tennis. Also included are establishments renting articles for amusement and recreation, such as beach chairs and accessories, bicycles, golf carts, small boats and canoes, and saddle horses.

Other establishments in this classification include commercially operated bathing beaches, gambling establishments (where legal), golf driving ranges, miniature golf courses, riding academies and stables, shooting galleries, slot-car tracks, ski lifts, day camps, and establishments engaged in the commercial operation of swimming pools open to the general public for a fee. Municipally operated golf courses and swimming pools are excluded from this census. Privately owned tourist attractions, such as natural wonders or manmade exhibits, are included here. Museums, art galleries, and botanical and zoological gardens are included in Major Group 84.

Health Services (SIC Major Group 80)

This group includes establishments primarily engaged in furnishing medical, surgical, and other health services to persons. Associations or groups, such as Health Maintenance Organizations (HMO's), primarily engaged in providing medical or other health services to members are included but those which only provide insurance covering hospitalization or medical costs are classified in Insurance, Major Group 63. Hospices providing medical services are also included in this Major Group and are classified according to the primary service provided. Health care facilities were primarily coded based on self-designation. Where multiple levels of care were indicated but were not apparently separate operations, the facility was generally classified based on the highest level of care provided. Veterinarians are classified in Agriculture, Industry Group 074.

Offices and clinics of doctors of medicine (SIC 801). Establishments of licensed practitioners having the degree of M.D. and engaged in the practice of general or specialized medicine and surgery. General medical clinics (staffed by licensed practitioners having M.D. degree) are also classified here.

Associations of physicians formed solely for sharing expenses (including payroll) are also included here. Receipts are not applicable for these associations since their operations are funded by reimbursements from member firms, and these funds are not considered operating receipts for medical services provided. However, their payroll and employment data are included in statistics presented for this category.

For large geographic areas, data are presented for the following subdivisions of this classification:

1. Offices of doctors of medicine. Includes offices as well as group clinics owned and operated by physicians for the purpose of carrying on their profession.
2. General medical clinics. Includes clinics not owned and operated by physicians associated for the purpose of carrying on their profession.

Offices and clinics of dentists (SIC 802). Establishments of licensed practitioners having the degree of D.D.S. (or D.D. Sc.) or D.M.D. and engaged in the practice of general or specialized dentistry, including dental surgery. Dental clinics are also classified here.

For large geographic areas, data are presented for the following subdivisions of this classification:

1. Offices of dentists. Includes offices as well as group clinics owned and operated by dentists associated for the purpose of carrying on their profession.
2. Dental clinics. Includes clinics not owned and operated by dentists associated for the purpose of carrying on their profession.

Offices and clinics of doctors of osteopathy (SIC 803). Establishments of licensed practitioners having the degree of D.O. and engaged in the practice of general or specialized osteopathic medicine and surgery.

For large geographic areas, data are presented for the following subdivisions of this classification:

1. Offices of osteopathic physicians.
2. Osteopathic clinics.

Offices and clinics of chiropractors (SIC 8041). Establishments of licensed practitioners having the degree of D.C. and engaged in the practice of chiropractic medicine.

Offices and clinics of optometrists (SIC 8042). Establishments of licensed practitioners having the degree of O.D. and engaged in the practice of optometry. Establishments where receipts are primarily from the sale of optical goods prescribed as a result of eye examinations performed at another establishment are classified in Retail Trade, Industry 5999.

Offices and clinics of podiatrists (SIC 8043). Establishments of licensed practitioners having the degree of D.P. and engaged in the practice of podiatry.

Offices and clinics of health practitioners, n.e.c. (SIC 8049). Establishments of health practitioners engaged in practice in health fields, not elsewhere classified, such as acupuncturists, midwives, nutritionists, physical and occupational therapists, and psychologists.

Skilled nursing care facilities (SIC 8051). Establishments primarily engaged in providing inpatient nursing and rehabilitative services to patients who require continuous health care but not hospital services. Care must be ordered by and under the direction of a physician. The staff must include a licensed nurse on duty continuously with a minimum of one full-time registered nurse on duty during each day shift. Included are establishments certified to deliver skilled nursing care under the Medicare and Medicaid programs.

Intermediate care facilities (SIC 8052). Establishments primarily engaged in providing inpatient nursing and rehabilitative services but not on a continuous basis. Staffing must include 24-hour per day personnel with a licensed nurse on duty full-time during each day shift. At least once a week, consultation with a registered nurse on the delivery of care is required. Included are facilities certified to deliver intermediate care under the Medicaid program.

Nursing and personal care facilities, n.e.c. (SIC 8059). Establishments primarily engaged in providing some nursing and/or health-related care to patients who do not require the degree of care and treatment that a skilled or intermediate care facility is designed to provide. Included are rest homes, convalescent homes, and other institutions where health care is a major element. Residential facilities, such as homes for the retarded and the elderly which provide personal care but where health care is incidental, are classified in Industry 8361.

General medical and surgical hospitals (SIC 8062). Establishments primarily engaged in providing general medical and surgical services and other hospital services. Specialty hospitals are classified in Industries 8063 and 8069.

Psychiatric hospitals (SIC 8063). Establishments primarily engaged in providing diagnostic medical services and inpatient treatment for the mentally ill. Establishments known as hospitals and primarily engaged in providing health care for the mentally retarded are classified in Industry 8051.

Specialty hospitals, except psychiatric (SIC 8069). Establishments primarily engaged in providing diagnostic services, treatment, and other hospital services for specialized categories of patients, except for the mentally ill.

Medical laboratories (SIC 8071). Establishments primarily engaged in providing professional analytic or diagnostic services to the medical profession or to the patient as

prescribed by a physician. Laboratories engaged in the manufacture of medical or pharmaceutical products are classified in Manufacturing. Laboratories engaged in commercial medical research are classified in Industry 8731, and those engaged in noncommercial medical research are classified in Industry 8733.

Dental laboratories (SIC 8072). Establishments primarily engaged in making dentures, artificial teeth, and orthodontic appliances to order for the dental profession. The manufacture of teeth other than to order is classified in Manufacturing. Establishments providing dental X-ray laboratory services are classified in Industry 8071.

Home health care services (SIC 8082). Establishments primarily engaged in providing skilled nursing or medical care in the home under supervision of a medical doctor. Establishments of registered or practical nurses engaged in the independent practice of their profession are classified in Industry 8049, and nurses' registries are classified in Industry 7361. Establishments primarily engaged in selling health care products for personal or household consumption are classified in Retail Trade, and those engaged in renting or leasing products for health care are classified in Industry 7352.

Kidney dialysis centers (SIC 8092). Establishments primarily engaged in providing kidney or renal dialysis services.

Specialty outpatient facilities, n.e.c. (SIC 8093). Establishments primarily engaged in outpatient care of a specialized nature, such as alcohol and drug treatment, birth control/family planning, etc., with permanent facilities and with medical staff to provide diagnosis, treatment, or both for patients who are ambulatory but do not require inpatient care.

Health and allied services, n.e.c. (SIC 8099). Establishments primarily engaged in providing health and allied services, n.e.c., such as blood banks, blood donor stations, childbirth preparation classes, medical photography and art, and oxygen tent services. Establishments of registered or practical nurses in independent practice are classified in Industry 8049. Ambulance services are classified in Transportation, Industry 4119.

Legal Services (SIC Major Group 81)

This group includes establishments which are headed by members of the bar and are engaged in offering legal advice or legal services. Nonprofit legal services (including legal aid societies) are classified here. Associations of lawyers formed solely for the sharing of expenses (including payroll) and not for the purpose of jointly practicing their profession are also included. Receipts are not applicable for these associations since their operations are funded by reimbursements from member firms, and these

funds are not considered operating receipts for legal services provided. However, their payroll and employment data are included in statistics presented for this category.

Selected Educational Services (SIC's 823, 824, 829)

This group includes libraries as well as establishments furnishing formal courses through correspondence, commercial, and trade schools. Elementary and secondary schools (Industry 8211); colleges, universities, and professional schools (Industry 8221); and junior colleges and technical institutes (Industry 8222) are out of scope of the census.

Libraries (SIC 823). Establishments primarily engaged in providing library services, including the circulation of books and other materials for reading, study, and reference.

Data processing schools (SIC 8243). Establishments primarily engaged in offering training in data processing (including data keying), computer programming, and in computer and peripheral equipment operation, maintenance, and repair.

Business and secretarial schools (SIC 8244). Establishments primarily engaged in offering courses in business machine operation, office procedures, and secretarial and stenographic skills.

Vocational schools, n.e.c. (SIC 8249). Establishments primarily engaged in offering specialized vocational courses, not elsewhere classified but not academic training. This industry includes apprentice training, aviation schools, commercial art schools, and practical nursing schools. Schools for the instruction of beauticians are classified in Industry 7231, and barber schools are classified in Industry 7241. Establishments primarily engaged in offering educational courses by mail are included here.

Schools and educational services, n.e.c. (SIC 829). Establishments primarily engaged in offering specialized educational courses and services, not elsewhere classified, such as music schools, drama schools, language schools, student exchange programs, and civil service and other short-term examination preparatory schools. Vocational counseling (excluding rehabilitation) is also included here. Educational testing is included in Industry 8748. Establishments primarily engaged in operating dance schools are classified in Industry 7911; those providing rehabilitation counseling are classified in Industry 8331; and those providing sports instruction in Industry 7999.

Social Services (SIC Major Group 83)

This group includes establishments providing social services and rehabilitation services to those persons with social or personal problems requiring special services and to the physically challenged and the disadvantaged. Also

included are organizations soliciting funds to be used directly for these and related services, as well as community development and planning agencies. Government offices involved with the delivery of such services are out of scope of the census.

Individual and family social services (SIC 832). Establishments primarily engaged in providing one or more of a variety of individual and family social, counseling, welfare, or referral services, including refugee, disaster, and temporary relief services.

Job training and vocational rehabilitation services (SIC 833). Establishments primarily engaged in providing training, work experience, and vocational rehabilitation services for the unemployed, the underemployed, the physically challenged, and to persons who have a job market disadvantage because of lack of education or experience, skill obsolescence, or personal characteristics or problems. Included are upgrading and job development services, skill training, world-of-work orientation, and vocational rehabilitation counseling. Union apprentice training schools are classified in Industry 8249.

Child day care services (SIC 835). Establishments primarily engaged in care of infants or children, or in providing prekindergarten education, where medical care or delinquency correction is not a major element. These establishments may or may not have substantial educational programs and may care for older children when they are not in school. Establishments providing babysitting services are classified in Industry 7299. Head start centers operating in conjunction with elementary schools are classified in Industry 8211.

Residential care (SIC 836). Establishments primarily engaged in the provision of residential social and personal care for children, the elderly, and special categories of persons with some limits on ability for self-care but where medical care is not a major element. Included here are group foster homes; halfway group homes; homes for the retarded, the elderly, the deaf, and the blind; juvenile correctional homes; rehabilitation (residential) centers; and children's boarding homes. Boarding schools providing elementary and secondary education are classified in Industry 8211.

Social services, n.e.c. (SIC 839). Establishments primarily engaged in providing social services, not elsewhere classified, including community improvement, social change, and neighborhood development. Also included are organizations primarily engaged in soliciting contributions on their own account and administering appropriations and allocating funds among other agencies engaged in social welfare services; establishments primarily engaged in the prevention of criminal or antisocial behavior; and regional social service planning agencies. Establishments which raise funds on a contract basis are classified in Industry 7389. Civic, social, fraternal, and political organizations are included

in Major Group 86. Industrial development consulting and planning is classified in Industry 8748. Philanthropic trusts and foundations which are not actually engaged in providing social welfare services are classified in Finance, Industry 6732.

Museums, Art Galleries, and Botanical and Zoological Gardens (SIC Major Group 84)

This major group includes commercial and noncommercial museums, art galleries, arboreta, and botanical and zoological gardens.

Museums and art galleries (SIC 8412). Establishments primarily engaged in the commercial or noncommercial operation of museums and art galleries. Historical, cultural, and educational societies whose functions are primarily providing attractions for the public are included here. Art galleries or art dealers primarily selling to the general public are classified in Retail Trade, Industry 5999.

Arboreta and botanical or zoological gardens (SIC 8422). Establishments primarily engaged in the commercial or noncommercial operation of arboreta and botanical and zoological gardens.

Selected Membership Organizations (SIC's 861, 862, 864, 869)

This group includes organizations operating on a membership basis for the promotion of the interests of their members. Also included are organizations which are not operated on a membership basis but which promote the interests of a constituency or group of supporters. This group does not include business establishments operated by membership organizations, such as hotels open to the general public, golf and country clubs, fraternity and sorority houses, and credit unions. Such establishments are classified according to their primary activity.

Establishments of religious organizations operated for worship or for promotion of religious activities, such as churches, convents, and religious schools and missions, are classified in Industry 8661 and are out of scope of the census. Also excluded are Labor unions and similar labor organizations (Industry 8631) and Political organizations (Industry 8651).

Business associations (SIC 861). Membership organizations engaged in promoting business interests of their members, such as better business bureaus, boards of trade, chambers of commerce, industrial standards committees, merchants' associations, real estate boards, and trade associations. Membership organizations formed to carry out a specific business function, such as common marketing of crops or joint advertising, are classified according to the function performed.

Professional membership organizations (SIC 862). Membership organizations of professional persons formed for the advancement of the interests of their profession, such as bar associations, engineering associations, and scientific membership organizations.

Civic, social, and fraternal associations (SIC 864).

Membership organizations engaged in civic, social, or fraternal activities, such as alumni associations, citizens' associations, fraternities, scout organizations, singing societies, university clubs, veterans' organizations, youth associations, and consumer education and public advocacy groups (except organizations primarily engaged in research). Bars and restaurants owned and operated by organizations for use by members and guests only are also classified here. Hotels and lodging houses operated by organizations for use by members and their guests only, including fraternity and sorority houses, are classified in Industry 7041. Membership sports and recreation clubs are classified in Industry 7997. Homeowner, tenant, and condominium associations primarily engaged in managing real estate are classified in Real Estate, Industry 6531.

Membership organizations, n.e.c. (SIC 869). Membership organizations, not elsewhere classified, such as athletic regulatory associations, automobile owners' associations, farm bureaus, historical clubs, and humane societies.

Engineering, Accounting, Research, Management, and Related Services (SIC Major Group 87)

This group includes establishments primarily engaged in providing engineering, architectural, and surveying services; accounting, auditing, and bookkeeping services; research, development, and testing services; and management and public relations services.

Engineering services (SIC 8711). Establishments primarily engaged in providing professional engineering services. Establishments primarily providing and supervising their own engineering staff on temporary contract to other firms are included here. Establishments providing engineering but not supervisory, personnel are classified in Industry 7363. Photogrammetric engineering services are classified in Industry 8713.

Architectural services (SIC 8712). Establishments primarily engaged in providing professional architectural services. Landscape architectural services are classified in Agriculture, Industry 0781. Establishments primarily engaged in providing graphic arts and related design services are classified in Industry 7336, and those providing drafting services are classified in Industry 7389.

Surveying services (SIC 8713). Establishments primarily engaged in providing professional land, water, and aerial surveying services.

Accounting, auditing, and bookkeeping services (SIC 8721). Establishments primarily engaged in furnishing accounting, bookkeeping, and related auditing services. These establishments may use data processing and tabulating techniques as part of providing their services. However,

establishments primarily engaged in providing data processing and tabulating services are classified in Industry 7374. Establishments providing income tax return preparation services, without also furnishing accounting, auditing, or bookkeeping services, are classified in Industry 7291.

Commercial physical and biological research (SIC 8731).

Establishments primarily engaged in physical and biological research and development on a contract or fee basis. Noncommercial research establishments (funded by endowments, grants, or contributions) are classified in Industry 8733. Separate establishments of aircraft, guided missile, or spacecraft manufacturers primarily engaged in research and development on these products are classified in Manufacturing, Major Group 37.

For large geographic areas, data are presented for the following subdivisions of this classification:

1. Commercial physical research.
2. Commercial medical and biological research.

Commercial economic, sociological, and educational research (SIC 8732).

Establishments primarily engaged in performing business, marketing, opinion, and other economic, sociological, and educational research on a contract or fee basis. Noncommercial research establishments (funded by endowments, grants, or contributions) are classified in Industry 8733.

Noncommercial research organizations (SIC 8733). Establishments primarily engaged in performing research into and dissemination of information for public health, education, or general welfare. These establishments primarily operate on funds from endowments, contributions, and grants. Establishments which fund such research, although the actual research may be contracted out to other establishments, are also classified here.

Testing laboratories (SIC 8734). Establishments primarily engaged in providing testing services. Establishments performing clinical laboratory testing for the medical profession are classified in Industry 8071.

Management services (SIC 8741). Establishments primarily engaged in furnishing general or specialized management services on a day to day basis and on a contract or fee basis. Establishments classified here do not provide operating staff. Management and operation of a business, where operating staff as well as management is provided, is classified according to the activity of the establishment managed. Construction management services are classified here.

Management consulting services (SIC 8742). Establishments primarily engaged in furnishing operating counsel and assistance to managements of private, nonprofit, and public organizations. These establishments generally perform a variety of activities, such as strategic and organizational planning; financial planning and budgeting; marketing objectives and policies planning; information systems

planning, evaluation, and selection; human resources policies and practices planning; and production scheduling and control planning.

Public relations services (SIC 8743). Establishments primarily engaged in the preparation of materials, written or spoken, which are designed to promote the interests of their clients by attempting to influence the general public or other groups.

Facilities support management services (SIC 8744).

Establishments primarily engaged in furnishing personnel to perform a range of services in support of the operations of other establishments, or those engaged in providing a number of different continuing services, on a contract or fee basis, within other establishments. Establishments which provide management and staff to operate a business are classified according to the type of activity of the business. Establishments primarily providing one specialized service are classified in the specialized industry. Establishments primarily supplying temporary or continuing help (except agricultural) are classified in Industry 7363. Establishments which provide management services only (except agricultural) are classified in Industry 8741. Computer facilities management is classified in Industry 7376.

Business consulting services, n.e.c. (SIC 8748). Establishments primarily engaged in furnishing business consulting services, not elsewhere classified, on a contract or fee basis. Included are agricultural, economic, educational, and systems engineering consultants as well as city planners and testing services (educational or personnel).

Services, Not Elsewhere Classified (SIC Major Group 89)

Establishments primarily providing services, not elsewhere classified, such as artists (excluding commercial and medical artists), authors, scientific consultants (working on their own account), inventors, lecturers, music arrangers, newspaper columnists, radio commentators, song writers, weather forecasters, and writers.

There is evidence that among small employer establishments (for which kind-of-business information is obtained from administrative records), many service establishments are classified incorrectly in this industry because there is insufficient information to determine the correct kind-of-business classification. Therefore, the published data probably overstate the number of establishments and level of activity for this category.

For large geographic areas, data are presented for the following subdivisions of this classification:

1. Scientific and related consulting services, except environmental.
2. Environmental consulting.
3. Authors, composers, and other arts-related services.
4. Other services, n.e.c.

Appendix B. **Sample Report Form and Instructions**

The sample report form and instructions are shown on the following pages.



Appendix C.

Kind-of-Business Titles and Reporting-Form Numbers

[Listed below are service industries kind-of-business titles and their corresponding reporting-form numbers. Requests for copies of any of these forms, including the inquiries used to classify establishments by kind of business, should be directed to the Services Division, Bureau of the Census, Washington, DC 20233]

SIC code	Title	Reporting form CB-	SIC code	Title	Reporting form CB-
70	HOTELS, ROOMING HOUSES, CAMPS, AND OTHER LODGING PLACES		73	BUSINESS SERVICES—Con.	
7011 pt.	Hotels, 25 guestrooms or more	7001	7377	Computer rental and leasing	7307
7011 pt.	Hotels, less than 25 guestrooms	7001	7378	Computer maintenance and repair	7307
7011 pt.	Motels, tourist courts	7001	7379 pt.	Computer consultants	7307
7011 pt.	Motor hotels	7001	7379 pt.	Miscellaneous computer services, n.e.c.	7307
702	Rooming and boarding houses	7002	7381 pt.	Detective agencies and guard services	7308
7032	Sporting and recreational camps	7002	7381 pt.	Armored car services	7308
7033	Recreational vehicle parks and campsites	7002	7382	Security systems services	7308
704	Organization hotels and lodging houses, on membership basis.	7002	7383	News syndicates	7308
			7384 pt.	Photofinishing laboratories, except "one-hour" (mini) labs	7303
			7384 pt.	"One-hour" (mini) photofinishing	7303
72	PERSONAL SERVICES		7389 pt.	Sign painting shops	7308
7211	Power laundries, family and commercial	7201	7389 pt.	Interior designing	7308
7212	Garment pressing, and agents for laundries and drycleaners	7201	7389 pt.	Telephone answering services	7308
7213	Linen supply	7201	7389 pt.	Water softening and conditioning services	7308
7215 pt.	Coin-operated laundries and drycleaning stores	7201	7389 pt.	Packaging and labeling services	7308
7215 pt.	Coin-operated laundry routes	7201	7389 pt.	Trading stamp services	7308
7216	Drycleaning plants, except rug cleaning	7201	7389 pt.	Convention and trade show services	7308
7217	Carpet and upholstery cleaning	7201	7389 pt.	Private mail centers	7308
7218	Industrial launderers	7201	7389 pt.	Miscellaneous business services, n.e.c.	7308
7219	Laundry and garment services, n.e.c.	7201			
722	Photographic studios, portrait	7303	75	AUTOMOTIVE REPAIR, SERVICES, AND PARKING	
723	Beauty shops	7202	7513 pt.	Truck rental, without drivers	7501
724	Barber shops	7202	7513 pt.	Truck leasing, except finance leasing	7501
725	Shoe repair shops and shoeshine parlors	7202	7514	Passenger car rental	7501
726	Funeral service and crematories	7202	7515	Passenger car leasing	7501
7291	Tax return preparation services	7202	7519	Utility trailer and recreational vehicle rental	7501
7299 pt.	Massage parlors, tanning salons, and saunas	7202	7521 pt.	Parking lots	7502
7299 pt.	Diet and weight reducing services	7202	7521 pt.	Parking structures	7502
7299 pt.	Formal wear rental	7202	7532 pt.	Top and body repair shops	7503
7299 pt.	Other personal services, n.e.c.	7202	7532 pt.	Paint shops	7503
73	BUSINESS SERVICES		7533	Automotive exhaust system repair shops	7503
7311	Advertising agencies	7301	7534	Tire retreading and repair shops	7503
7312	Outdoor advertising services	7301	7536	Automotive glass replacement shops	7503
7313 pt.	Radio and television advertising representatives	7301	7537	Automotive transmission repair shops	7503
7313 pt.	Publishers' advertising representatives	7301	7538 pt.	General automotive repair shops, except diesel	7503
7319	Advertising, n.e.c.	7301	7538 pt.	Diesel repair shops	7503
7322	Adjustment and collection services	7302	7539 pt.	Radiator repair	7503
7323	Credit reporting services	7302	7539 pt.	Brake, front end, and wheel alignment	7503
7331 pt.	Mailing list compilers, brokers, and managers	7303	7539 pt.	Carburetor repair shops	7503
7331 pt.	Direct mail advertising services, except mailing list services	7303	7539 pt.	Automotive electrical repair shops	7503
7334 pt.	Blueprinting and photocopying services	7303	7539 pt.	Other automotive repair shops, n.e.c.	7503
7334 pt.	Duplicating services, except printing and photocopying	7303	7542	Carwashes	7503
7335	Commercial photography	7303	7549 pt.	Lubrication shops	7503
7336 pt.	Commercial art	7303	7549 pt.	Towing services	7503
7336 pt.	Graphic arts and related design	7303	7549 pt.	Other automotive services, n.e.c.	7503
7338	Secretarial and court reporting services	7303	76	MISCELLANEOUS REPAIR SERVICES	
7342	Disinfecting and pest control services	7304	7622	Radio and television repair shops	7600
7349	Building cleaning and maintenance services, n.e.c.	7304	7623	Refrigeration and air-conditioning service and repair shops	7600
7352	Medical equipment rental and leasing	7305	7629	Electrical and electronic repair shops, n.e.c.	7600
7353 pt.	Rental and leasing of heavy construction equipment without operators	7305	763	Watch, clock, and jewelry repair	7600
7353 pt.	Rental and leasing of heavy construction equipment with operators	7305	764	Reupholstery and furniture repair	7600
7359 pt.	Equipment rental, except rent-to-own	7305	7692	Welding repair	7600
7359 pt.	Equipment leasing, except finance leasing	7305	7694	Armature rewinding shops	7600
7359 pt.	Rent-to-own	7305	7699 pt.	Farm machinery and equipment repair	7600
7361	Employment agencies	7306	7699 pt.	Lawnmower and other small gasoline engine repair	7600
7363 pt.	Temporary help supply	7306	7699 pt.	Sewer and septic tank cleaning services	7600
7363 pt.	Employee leasing	7306	7699 pt.	Other repair and related services, n.e.c.	7600
7363 pt.	Other help supply services	7306	78	MOTION PICTURES	
7371	Computer programming services	7307	7812 pt.	Motion picture production, except for television	7801
7372	Prepackaged software	7307	7812 pt.	Motion picture and tape production for television	7801
7373	Computer integrated systems	7307	7819	Services allied to motion picture production	7801
7374	Computer processing and data preparation and processing services	7307	7822 pt.	Motion picture film exchanges	7801
7375	Information retrieval services	7307	7822 pt.	Film and tape distribution for television	7801
7376	Computer facilities management services	7307	7822 pt.	Video tape wholesalers	7801
			7829	Services allied to motion picture distribution	7801
			7832	Motion picture theaters, except drive-in	7802
			7833	Drive-in motion picture theaters	7802
			7841	Video tape rental	7803

SIC code	Title	Reporting form CB-	SIC code	Title	Reporting form CB-
79	AMUSEMENT AND RECREATION SERVICES, EXCEPT MOTION PICTURES AND MUSEUMS		81	LEGAL SERVICES	
791	Dance studios, schools, and halls	7903	81 pt.	Offices of lawyers	8100
7922 pt.	Producers of live theatrical productions	7901	81 pt.	Legal aid societies and similar legal services	8100
7922 pt.	Producers of radio and television shows, except tape producers	7901	823, 4, 9	SELECTED EDUCATIONAL SERVICES	
7922 pt.	Artists' and entertainers' managers or agents, concert bureaus, and booking agents	7901		Libraries	8200
7922 pt.	Other theatrical services	7901		Data processing schools	8200
7929 pt.	Dance groups and artists	7901		Business and secretarial schools	8200
7929 pt.	Symphony orchestras, opera companies, and chamber music organizations	7901		Vocational schools, n.e.c.	8200
7929 pt.	Other music groups and artists	7901		Schools and educational services, n.e.c.	8200
7929 pt.	Other entertainers and entertainment groups	7901			
7933	Bowling centers	7902	83	SOCIAL SERVICES	
7941 pt.	Baseball clubs	7902		Individual and family social services	8300
7941 pt.	Football clubs	7902		Job training and vocational rehabilitation services	8300
7941 pt.	Other professional sports clubs	7902		Child day care services	8300
7941 pt.	Managers and promoters	7902		Residential care	8300
7948 pt.	Auto racetrack operation	7902		Social services, n.e.c.	8300
7948 pt.	Horse racetrack operation	7902	84	MUSEUMS, ART GALLERIES, AND BOTANICAL AND ZOOLOGICAL GARDENS	
7948 pt.	Dog racetrack operation	7902		Museums and art galleries	8400
7948 pt.	Racing stables and racing, n.e.c.	7902		Arboreta and botanical or zoological gardens	8400
7991 pt.	Physical fitness centers, except gymnasiums and athletic clubs	7903			
7991 pt.	Gymnasiums and athletic clubs	7903			
7992	Public golf courses	7903			
7993	Coin-operated amusement devices	7903	8412		
7996	Amusement parks	7902	8422		
7997	Membership sports and recreation clubs	7903			
7999 pt.	Concession operators of amusement devices and rides	7903	86	SELECTED MEMBERSHIP ORGANIZATIONS	
7999 pt.	Carnivals and circuses	7903		Business associations	8600
7999 pt.	Fairs	7903		Professional membership organizations	8600
7999 pt.	Roller skating rinks	7903	861	Civic, social, and fraternal associations	8600
7999 pt.	Ice skating rinks	7903	862	Membership organizations, n.e.c.	8600
7999 pt.	Other amusement and recreation services, n.e.c.	7903	864		
			869		
80	HEALTH SERVICES		87	ENGINEERING, ACCOUNTING, RESEARCH, MANAGEMENT, AND RELATED SERVICES	
801 pt.	Offices of doctors of medicine	8001		Engineering services	8701
801 pt.	General medical clinics	8001	8711	Architectural services	8701
802 pt.	Offices of dentists	8002	8712	Surveying services	8701
802 pt.	Dental clinics	8002	8713	Accounting, auditing, and bookkeeping services	8702
803 pt.	Offices of osteopathic physicians	8001	8721	Commercial physical research	8703
			8731 pt.		
803 pt.	Osteopathic clinics	8001		Commercial medical and biological research	8703
8041	Offices and clinics of chiropractors	8001	8732	Commercial economic, sociological, and educational research	8703
8042	Offices and clinics of optometrists	8001	8733	Noncommercial research organizations	8703
8043	Offices and clinics of podiatrists	8001	8734	Testing laboratories	8703
8049	Offices and clinics of health practitioners, n.e.c.	8001	8741	Management services	8704
8051	Skilled nursing care facilities	8003		Management consulting services	8704
8052	Intermediate care facilities	8003	8742	Public relations services	8704
8059	Nursing and personal care facilities, n.e.c.	8003	8743	Facilities support management services	8704
8062	General medical and surgical hospitals	8004	8744	Business consulting services, n.e.c.	8704
8063	Psychiatric hospitals	8004	8748		
8069	Specialty hospitals, except psychiatric	8004			
8071	Medical laboratories	8005	89	SERVICES, N.E.C.	
8072	Dental laboratories	8005		Scientific and related consulting services, except environmental	8900
8082	Home health care services	8006	8999 pt.	Environmental consulting	8900
8092	Kidney dialysis centers	8006	8999 pt.	Authors, composers, and other arts-related services	8900
8093	Specialty outpatient facilities, n.e.c.	8006	8999 pt.	Other services, n.e.c.	8900
8099	Health and allied services, n.e.c.	8006	8999 pt.		

Appendix D. Metropolitan Areas

(Titles and definitions shown for MSA's, CMSA's, and PMSA's are those established by the Office of Management and Budget, as of June 30, 1993)

GEORGIA

Albany, GA MSA

Dougherty County, GA
Lee County, GA

Athens, GA MSA

Clarke County, GA
Madison County, GA
Oconee County, GA

Atlanta, GA MSA

Barrow County, GA
Bartow County, GA
Carroll County, GA
Cherokee County, GA
Clayton County, GA
Cobb County, GA
Coweta County, GA
DeKalb County, GA
Douglas County, GA
Fayette County, GA
Forsyth County, GA
Fulton County, GA
Gwinnett County, GA
Henry County, GA
Newton County, GA
Paulding County, GA
Pickens County, GA
Rockdale County, GA
Spalding County, GA
Walton County, GA

Augusta-Aiken, GA-SC MSA

Columbia County, GA
McDuffie County, GA
Richmond County, GA
Aiken County, SC
Edgefield County, SC

Chattanooga, TN-GA MSA

Catoosa County, GA
Dade County, GA
Walker County, GA
Hamilton County, TN
Marion County, TN

Columbus, GA-AL MSA

Russell County, AL
Chattahoochee County, GA
Harris County, GA
Muscogee County, GA

Macon, GA MSA

Bibb County, GA
Houston County, GA
Jones County, GA
Peach County, GA
Twiggs County, GA

Savannah, GA MSA

Bryan County, GA
Chatham County, GA
Effingham County, GA

Appendix E.

Percent of Receipts/Revenue Based on Administrative Records and Estimation for the State: 1992

Table E-1. Firms Subject to Federal Income Tax

[Includes only establishments with payroll. For meaning of abbreviations and symbols, and for more information on reliability of data, see introductory text. For explanation of terms and comparability of 1987 and 1992 censuses, see appendix A]

SIC code	Kind of business or operation	Percent of receipts —		SIC code	Kind of business or operation	Percent of receipts —	
		From administrative records ¹	Estimated ²			From administrative records ¹	Estimated ²
	Total	17.7	9.3	73	Business services—Con.		
70 ex. 704	Hotels, rooming houses, camps, and other lodging places (except membership lodging)	3.4	11.2	736	Personnel supply services	8.0	11.4
				7361	Employment agencies	33.9	16.4
				7363	Help supply services	3.4	10.5
7011	Hotels and motels	3.1	11.3	7363 pt.	Temporary help supply	3.9	8.9
7011 pt.	Hotels	1.2	9.6	7363 pt.	Help supply, except temporary	1.0	17.8
7011 pt.	Hotels, 25 guestrooms or more	1.1	9.6				
7011 pt.	Hotels, less than 25 guestrooms	14.3	8.8	737	Computer programming, data processing, and other computer related services	4.3	10.8
7011 pt.	Motels, motor hotels, and tourist courts	10.7	17.5		Computer programming, prepackaged software, and integrated systems	4.6	8.7
7011 pt.	Motels, tourist courts	13.7	19.7	7371, 2, 3	Computer programming services	8.0	12.6
7011 pt.	Motor hotels	1.5	10.8		Prepackaged software	3.5	5.2
702, 3	Other lodging places	26.6	8.6	7372	Computer integrated systems	1.9	8.3
702	Rooming and boarding houses	22.0	13.3	7373	Data processing services9	18.0
703	Camps and recreational vehicle parks	27.4	7.8	7374, 5, 6	Computer processing, information retrieval9	18.1
				7376	Computer facilities management services4	6.2
72	Personal services	27.0	9.5	7377, 8, 9	Computer rental and leasing, maintenance, and related services, n.e.c.	11.1	3.1
721	Laundry, cleaning, and garment services	22.7	8.9	7377	Computer rental and leasing	1.1	3.4
7211	Power laundries, family and commercial*	25.7	2.4	7378	Computer maintenance and repair	7.6	2.5
7213	Linen supply*	8.6	8.3	7379	Computer related services, n.e.c.	22.4	3.7
7215	Coin-operated laundries and drycleaning	31.5	8.9				
7216	Drycleaning plants, except rug cleaning*	33.9	6.3	738	Miscellaneous business services	25.3	11.9
7217	Carpet and upholstery cleaning	26.3	8.8	7381, 2	Detective agencies and protective services	10.0	20.9
7218	Industrial launderers*	5.0	14.1	7381	Detective, guard, and armored car services	10.0	20.2
7212, 9	Other laundry, cleaning, and garment services* ..	35.0	7.4	7382	Security systems services	10.0	22.9
7212	Garment pressing, and agents for laundries and drycleaners	44.8	6.3	7383	News syndicates	—	5.3
7219	Laundry and garment services, n.e.c.*	25.0	8.6	7384	Photofinishing laboratories*	14.0	14.6
				7389	Business services, n.e.c.	32.4	8.3
722	Photographic studios, portrait	27.1	8.1	7389 pt.	Sign painting shops	42.0	18.4
				7389 pt.	Interior designing	41.9	5.1
723, 4	Beauty and barber shops	32.6	8.1	7389 pt.	Telephone answering services	30.3	21.0
723	Beauty shops	32.4	8.1	7389 pt.	Other business services	31.0	8.1
724	Barber shops	37.4	8.3				
725	Shoe repair shops and shoeshine parlors	53.0	7.9	75	Automotive repair, services, and parking	20.7	6.2
726	Funeral service and crematories	33.9	13.0	751	Automotive rental and leasing, without drivers	2.0	2.7
				7513	Truck rental and leasing, without drivers	1.1	4.3
729	Miscellaneous personal services	21.8	10.6	7514, 5	Passenger car rental and leasing	2.3	1.4
7291	Tax return preparation services	27.4	11.0	7514	Passenger car rental	1.2	1.3
7299	Miscellaneous personal services, n.e.c.	19.5	10.5	7515	Passenger car leasing	10.5	1.6
				7519	Utility trailer and recreational vehicle rental	29.6	4.8
73	Business services	12.4	12.0				
731	Advertising	11.8	11.5	752	Automobile parking	1.5	4.4
7311	Advertising agencies	12.6	13.0				
7312	Outdoor advertising services	8.7	3.6	753	Automotive repair shops	33.3	8.2
7313	Radio, television, publishers' advertising representatives	7.8	10.2	7532	Top, body, and upholstery repair shops and paint shops	34.3	5.5
7319	Advertising, n.e.c.	15.1	14.8	7532 pt.	Top and body repair shops	35.2	5.4
				7532 pt.	Paint shops	25.8	5.7
732	Consumer credit reporting agencies, mercantile reporting agencies, and adjustment and collection agencies	9.9	21.7	7538	General automotive repair shops	34.8	8.8
7322	Adjustment and collection services	18.4	41.3	7538 pt.	General automotive repair shops, except diesel	36.3	9.3
7323	Credit reporting services	1.3	1.7	7538 pt.	Diesel repair shops	24.8	5.6
				7533, 4, 6, 7, 9	Other automotive repair shops	29.7	10.2
733	Mailing, reproduction, commercial art and photography, and stenographic services	24.4	15.8	7533	Automotive exhaust system repair shops	41.7	7.0
7331	Direct mail advertising services	7.8	6.5	7534	Tire retreading and repair shops	24.6	16.6
7334	Photocopying and duplicating services	32.8	32.5	7536	Automotive glass replacement shops	32.8	28.1
7335, 6	Commercial photography, art, and graphics	33.3	7.7	7537	Automotive transmission repair shops	31.9	6.0
7335	Commercial photography	31.4	6.3	7539	Automotive repair shops, n.e.c.	24.7	4.6
7336	Commercial art and graphic design	34.1	8.4	7539 pt.	Radiator repair	42.4	1.0
7338	Secretarial and court reporting services	24.7	34.7	7539 pt.	Brake, front end, and wheel alignment	20.4	3.5
				7539 pt.	Automotive electrical and fuel system services	19.7	5.7
734	Services to dwellings and other buildings	33.4	13.4	7539 pt.	Other automotive repair shops, n.e.c.	34.3	8.7
7342	Disinfecting and pest control services	21.5	4.9				
7349	Building cleaning and maintenance services, n.e.c.	39.2	17.6	754	Automotive services, except repair	27.0	8.5
				7542	Carwashes	28.5	12.2
735	Miscellaneous equipment rental and leasing	11.6	11.7	7549	Automotive services, except repair and carwashes	26.0	5.9
7352	Medical equipment rental and leasing	17.8	31.2				
7353	Heavy construction equipment rental and leasing ..	15.4	2.5				
7359	Equipment rental and leasing, n.e.c.	9.8	10.5				

See footnotes at end of table.

Table E-1. Firms Subject to Federal Income Tax – Con.

[Includes only establishments with payroll. For meaning of abbreviations and symbols, and for more information on reliability of data, see introductory text. For explanation of terms and comparability of 1987 and 1992 censuses, see appendix A]

SIC code	Kind of business or operation	Percent of receipts –		SIC code	Kind of business or operation	Percent of receipts –	
		From administrative records ¹	Estimated ²			From administrative records ¹	Estimated ²
76	Miscellaneous repair services -----	28.1	8.4	80	Health services -----	21.0	6.7
762	Electrical repair shops -----	20.5	9.8	801	Offices and clinics of doctors of medicine -----	27.7	5.6
7622	Radio and television repair shops -----	34.3	5.8	8011 pt.	Offices of doctors of medicine -----	28.7	5.4
7623, 9	Other electrical and electronic repair shops -----	18.9	10.3	8011 pt.	General medical clinics -----	3.9	10.0
7623	Refrigeration and air-conditioning service and repair shops -----	21.4	8.7	802	Offices and clinics of dentists -----	33.6	4.4
7629	Electrical and electronic repair shops, n.e.c. ---	18.0	10.8	803	Offices and clinics of doctors of osteopathy -----	44.2	6.3
				804	Offices and clinics of other health practitioners ----	37.3	6.4
763	Watch, clock, and jewelry repair -----	39.2	6.6	8041	Offices and clinics of chiropractors -----	45.5	6.1
764	Reupholstery and furniture repair -----	42.6	7.0	8042	Offices and clinics of optometrists -----	32.2	6.5
				8043	Offices and clinics of podiatrists -----	33.2	3.8
				8049	Offices and clinics of health practitioners, n.e.c. --	34.0	7.5
				805	Nursing and personal care facilities -----	5.8	10.0
769	Miscellaneous repair and related services -----	32.8	7.5	8051	Skilled nursing care facilities -----	3.8	8.1
7692	Welding repair -----	59.2	8.5	8052	Intermediate care facilities -----	14.9	24.5
7694	Armature rewinding shops -----	16.8	2.4	8059	Nursing and personal care facilities, n.e.c. -----	38.5	34.6
7699	Repair shops and related services, n.e.c. -----	35.8	9.1	806	Hospitals -----	—	1.8
				8062	General medical and surgical hospitals -----	—	2.2
				8063, 9	Specialty hospitals -----	—	.2
78, 79, 84	Amusement and recreation services, including motion pictures and museums -----	9.9	9.0	807, 8, 9	Other health services -----	14.4	16.3
				807	Medical and dental laboratories -----	16.1	5.8
781, 2	Motion picture production, distribution, and services --	.7	3.5	8071	Medical laboratories -----	13.0	6.3
				8072	Dental laboratories -----	29.6	3.7
783	Motion picture theaters -----	.6	1.8	808	Home health care services -----	9.0	24.8
7832	Motion picture theaters, except drive-in -----	.6	1.7	809	Miscellaneous health and allied services, n.e.c. ---	20.6	15.9
7833	Drive-in motion picture theaters -----	—	10.0	8092	Kidney dialysis centers -----	15.5	1.0
				8093	Specialty outpatient facilities, n.e.c. -----	24.6	24.4
				8099	Health and allied services, n.e.c. -----	17.2	13.8
				81	Legal services -----	29.8	6.4
784	Video tape rental -----	21.5	12.5	823, 4, 9	Selected educational services -----	21.9	12.3
				823	Libraries -----	50.0	11.8
792	Theatrical producers (except motion picture), bands, orchestras, and entertainers -----	15.7	2.8	824	Vocational schools -----	14.8	11.8
7922	Theatrical producers (except motion picture) and miscellaneous theatrical services -----	16.0	3.2	829	Schools and educational services, n.e.c. -----	31.5	12.8
7929	Bands, orchestras, actors, and other entertainers and entertainment groups -----	15.4	2.4	83	Social services -----	29.0	13.4
				835	Child day care services -----	29.3	13.0
				832, 3, 6, 9	Other social services -----	28.5	13.9
793	Bowling centers -----	10.5	5.1	87 ex. 8733	Engineering, accounting, research, management, and related services (except noncommercial research organizations) -----	16.0	11.1
79 ex. 792, 3; 84	Commercial sports and other amusement and recreation services, including museums -----	17.6	16.1	871	Engineering, architectural, and surveying services --	14.1	12.1
794	Commercial sports -----	4.8	2.1	8711	Engineering services -----	11.8	12.9
7941	Professional sports clubs, managers, promoters -----	.9	2.3	8712	Architectural services -----	20.2	8.1
7948	Racing, including track operation -----	21.1	1.4	8713	Surveying services -----	27.4	14.6
79 ex. 792, 3, 4; 84	Other amusement and recreation services, including museums -----	21.1	20.0	872	Accounting, auditing, and bookkeeping services ----	28.0	8.1
791	Dance studios, schools, and halls -----	34.7	6.1	873 ex. 8733	Research, development, and testing services (except noncommercial research organizations) ---	15.8	7.5
7991	Physical fitness facilities -----	18.1	11.8	8731	Commercial physical and biological research -----	12.4	9.4
7992	Public golf courses -----	25.7	12.5	8732	Commercial economic, sociological, and educational research -----	17.4	11.3
7993	Coin-operated amusement devices -----	31.8	10.3	8734	Testing laboratories -----	15.3	1.2
7996	Amusement parks -----	6.1	10.2	874	Management and public relations services -----	12.3	12.1
7997	Membership sports and recreation clubs -----	14.4	36.5	8741	Management services -----	8.2	13.5
7999, 84	Amusement and recreation services, including museums, n.e.c. -----	33.4	23.9	8742	Management consulting services -----	13.5	9.7
				8743	Public relations services -----	32.7	9.3
7999 pt.	Concession operators of amusement devices and rides -----	8.1	31.4	8744	Facilities support management services -----	—	12.2
7999 pt., 84	Carnivals, circuses, and fairs -----	21.0	1.1	8748	Business consulting services, n.e.c. -----	37.0	20.8
	Other recreation and amusements, including museums -----	35.1	25.3	89	Services, n.e.c. -----	19.6	10.2

¹Includes receipts information obtained from administrative records of other Federal agencies.

²Includes receipts information which was imputed based on historic company ratios or administrative records or on industry averages.

Table E-2. Firms Exempt From Federal Income Tax

[Includes only establishments with payroll. For meaning of abbreviations and symbols, and for more information on reliability of data, see introductory text. For explanation of terms and comparability of 1987 and 1992 censuses, see appendix A]

SIC code	Kind of business or operation	Percent of revenue —		SIC code	Kind of business or operation	Percent of revenue —	
		From administrative records ¹	Estimated ²			From administrative records ¹	Estimated ²
	Total	4.3	3.6	823, 4, 9	Selected educational services	29.8	33.2
7032, 704	Camps and membership lodging	15.3	25.0	83	Social services	19.0	18.1
792, 7991 pt., 7997, 7999 pt., 84	Selected amusement, recreation, and related services	12.9	3.5	835	Child day care services	8.5	38.0
8011 pt.; 8021 pt.; 805, 6, 8, 9	Selected health services7	.8	832, 3, 6, 9	Other social services	20.1	16.0
8011 pt., 8021 pt., 805	Clinics of doctors of medicine and dentists7	19.2	832	Individual and family social services	23.4	23.7
806	Hospitals6	.1	833	Job training and vocational rehabilitation services	19.6	20.3
8062	General medical and surgical hospitals7	.2	836	Residential care	27.7	16.7
8063, 9	Specialty hospitals	—	—	839	Social services, n.e.c.	16.2	11.0
808, 9	Other health services	5.1	5.6	861, 2, 4, 9	Selected membership organizations	23.3	15.4
8111 pt.	Legal aid societies and similar legal services	2.1	17.2	861	Business associations	18.4	8.6
				864	Civic, social, and fraternal associations	31.0	18.7
				862, 9	Other membership organizations	21.5	19.8
				873, 4 ex.	Research, testing, and consulting services, except facilities support management services	3.2	3.7
				8744			
				873	Research, development, and testing services	(D)	(D)
				874 ex.	Management and public relations services, except facilities support management services	(D)	(D)
				8744			

¹Includes revenue information obtained from administrative records of other Federal agencies.

²Includes revenue information which was imputed based on historic company ratios or administrative records or on industry averages.

Appendix F. Geographic Notes

GEORGIA

Athens-Clarke County (balance). See “Athens-Clarke County consolidated city.”

Athens-Clarke County consolidated city is coextensive with Clarke County. It contains Winterville city and the portion of Bogart town in Clarke County. Because neither of these incorporated places are populous enough for separate tabulation, “Athens-Clarke County (balance),” which is a place equivalent, refers to the whole consolidated city. The governments of Athens and Clarke County dissolved and consolidated in January 1991.

Atlanta is in DeKalb and Fulton Counties.

Auburn is in Barrow and Gwinnett Counties; it annexed into Gwinnett County in July 1987.

Austell is in Cobb and Douglas Counties.

Bremen is in Carroll and Haralson Counties.

Buford is in Gwinnett and Hall Counties.

College Park is in Clayton and Fulton Counties.

Columbus city (balance). See “Columbus consolidated city.”

Columbus consolidated city is coextensive with Muscogee County. It includes the town of Bibb City. Because Bibb City is not populous enough for separate tabulation, “Columbus city (balance),” which is a place equivalent, refers to the whole consolidated city.

Fitzgerald is in Ben Hill and Irwin Counties.

Fort Oglethorpe is in Catoosa and Walker Counties.

Loganville is in Gwinnett and Walton Counties.

Macon is in Bibb and Jones Counties.

Manchester is in Meriwether and Talbot Counties.

Palmetto is in Coweta and Fulton Counties.

Perry is in Houston and Peach Counties; it annexed into Peach County in December 1986, but this change was not submitted to the Bureau of the Census until April 1989.

Royston is in Franklin, Hart, and Madison Counties.

Social Circle is in Newton and Walton Counties; it annexed into Newton County in September 1987.

Vidalia is in Montgomery and Toombs Counties.

Villa Rica is in Carroll and Douglas Counties.

Waycross is in Pierce and Ware Counties.

West Point is in Harris and Troup Counties.

Appendix G.

Establishments in Business Any Time During Year and Establishments in Business at End of Year for the State: 1992 and 1987

Table G-1. Firms Subject to Federal Income Tax

[Includes only establishments with payroll. For meaning of abbreviations and symbols, see introductory text. For explanation of terms and comparability of 1987 and 1992 censuses, see appendix A]

SIC code	Kind of business or operation	Establishments in business —			
		Any time during year		At end of year	
		1992	1987	1992	1987
	Total	46 880	39 189	42 953	36 297
70 ex. 704	Hotels, rooming houses, camps, and other lodging places (except membership lodging)	1 173	1 067	1 060	983
	Hotels and motels	1 097	1 000	988	923
7011	Hotels	474	366	426	336
7011 pt.	Hotels, 25 guestrooms or more	404	284	366	260
7011 pt.	Hotels, less than 25 guestrooms	70	82	60	76
7011 pt.	Motels, motor hotels, and tourist courts	623	634	562	587
7011 pt.	Motels, tourist courts	540	555	493	508
7011 pt.	Motor hotels	83	79	69	79
702, 3	Other lodging places	76	67	72	60
702	Rooming and boarding houses	21	18	19	14
703	Camps and recreational vehicle parks	55	49	53	46
72	Personal services	4 915	4 561	4 428	4 152
721	Laundry, cleaning, and garment services	1 697	1 544	1 535	1 395
7211	Power laundries, family and commercial*	48	74	45	69
7213	Linen supply*	43	38	37	35
7215	Coin-operated laundries and drycleaning	326	363	282	316
7216	Drycleaning plants, except rug cleaning*	807	690	744	635
7217	Carpet and upholstery cleaning	193	141	170	124
7218	Industrial launderers*	40	39	36	36
7212, 9	Other laundry, cleaning, and garment services*	240	199	221	180
722	Photographic studios, portrait	306	240	287	233
723, 4	Beauty and barber shops	1 846	1 853	1 671	1 688
723	Beauty shops	1 746	1 741	1 575	1 585
724	Barber shops	100	112	96	103
725	Shoe repair shops and shoeshine parlors	86	81	72	72
726	Funeral service and crematories	413	391	383	373
729	Miscellaneous personal services	567	452	480	391
7291	Tax return preparation services	239	190	196	157
7299	Miscellaneous personal services, n.e.c.	328	262	284	234
73	Business services	8 864	6 549	8 015	6 070
731	Advertising	546	491	496	469
7311	Advertising agencies	371	320	337	302
7312	Outdoor advertising services	55	41	49	41
7313	Radio, television, publishers' advertising representatives	66	74	62	70
7319	Advertising, n.e.c.	54	56	48	56
732	Consumer credit reporting agencies, mercantile reporting agencies, and adjustment and collection agencies	285	232	264	215
7322	Adjustment and collection services	230	167	212	155
7323	Credit reporting services	55	65	52	60
733	Mailing, reproduction, commercial art and photography, and stenographic services	817	572	753	541
7331	Direct mail advertising services	102	67	93	61
7334	Photocopying and duplicating services	107	83	95	82
7335, 6	Commercial photography, art, and graphics	432	287	405	273
7335	Commercial photography	109	88	101	86
7336	Commercial art and graphic design	323	199	304	187
7338	Secretarial and court reporting services	176	135	160	125
734	Services to dwellings and other buildings	1 506	1 248	1 358	1 131
7342	Disinfecting and pest control services	432	368	409	349
7349	Building cleaning and maintenance services, n.e.c.	1 074	880	949	782
735	Miscellaneous equipment rental and leasing	750	755	683	700
7352	Medical equipment rental and leasing	94	62	94	57
7353	Heavy construction equipment rental and leasing	98	103	91	92
7359	Equipment rental and leasing, n.e.c.	558	590	498	551
736	Personnel supply services	1 077	717	974	660
7361	Employment agencies	409	356	360	319
7363	Help supply services	668	361	614	341

See footnotes at end of table.

Table G-1. Firms Subject to Federal Income Tax – Con.

[Includes only establishments with payroll. For meaning of abbreviations and symbols, see introductory text. For explanation of terms and comparability of 1987 and 1992 censuses, see appendix A]

SIC code	Kind of business or operation	Establishments in business –			
		Any time during year		At end of year	
		1992	1987	1992	1987
73	Business services – Con.				
737	Computer programming, data processing, and other computer related services -----	1 840	1 008	1 679	962
7371, 2, 3	Computer programming, prepackaged software, and integrated systems -----	1 179	589	1 088	561
7371	Computer programming services -----	754	363	696	344
7372	Prepackaged software -----	257	106	236	98
7373	Computer integrated systems -----	168	120	156	119
7374, 5, 6	Data processing services -----	222	171	206	165
7374, 5	Computer processing, information retrieval -----	208	164	194	158
7376	Computer facilities management services -----	14	7	12	7
7377, 8, 9	Computer rental and leasing, maintenance, and related services, n.e.c. -----	439	248	385	236
7377	Computer rental and leasing -----	28	30	26	29
7378	Computer maintenance and repair -----	141	107	121	103
7379	Computer related services, n.e.c. -----	270	111	238	104
738	Miscellaneous business services -----	2 043	1 526	1 808	1 392
7381, 2	Detective agencies and protective services -----	393	294	353	266
7381	Detective, guard, and armored car services -----	299	238	266	213
7382	Security systems services -----	94	56	87	53
7383	News syndicates -----	9	8	8	8
7384	Photofinishing laboratories* -----	208	161	197	142
7389	Business services, n.e.c. -----	1 433	1 063	1 250	976
7389 pt.	Sign painting shops -----	78	56	67	53
7389 pt.	Interior designing -----	219	197	193	176
7389 pt.	Telephone answering services -----	84	78	68	71
7389 pt.	Other business services -----	1 052	732	922	676
75	Automotive repair, services, and parking -----	4 380	3 782	3 932	3 425
751	Automotive rental and leasing, without drivers -----	305	306	280	282
7513	Truck rental and leasing, without drivers -----	143	151	134	141
7514, 5	Passenger car rental and leasing -----	149	145	133	131
7519	Utility trailer and recreational vehicle rental -----	13	10	13	10
752	Automobile parking -----	282	256	271	229
753	Automotive repair shops -----	3 234	2 839	2 897	2 563
7532	Top, body, and upholstery repair shops and paint shops -----	821	751	741	679
7532 pt.	Top and body repair shops -----	734	676	663	610
7532 pt.	Paint shops -----	87	75	78	69
7538	General automotive repair shops -----	1 629	1 349	1 447	1 211
7538 pt.	General automotive repair shops, except diesel -----	1 459	1 240	1 296	1 111
7538 pt.	Diesel repair shops -----	170	109	151	100
7533, 4, 6, 7, 9	Other automotive repair shops -----	784	739	709	673
7533	Automotive exhaust system repair shops -----	110	107	105	98
7534	Tire retreading and repair shops -----	68	83	63	68
7536	Automotive glass replacement shops -----	92	63	84	59
7537	Automotive transmission repair shops -----	200	200	180	183
7539	Automotive repair shops, n.e.c. -----	314	286	277	265
7539 pt.	Radiator repair -----	57	78	53	70
7539 pt.	Brake, front end, and wheel alignment -----	108	102	99	93
7539 pt.	Automotive electrical and fuel system services -----	119	71	96	69
7539 pt.	Other automotive repair shops, n.e.c. -----	30	35	29	33
754	Automotive services, except repair -----	559	381	484	351
7542	Carwashes -----	281	218	235	200
7549	Automotive services, except repair and carwashes -----	278	163	249	151
76	Miscellaneous repair services -----	1 927	1 667	1 772	1 549
762	Electrical repair shops -----	562	499	524	464
7622	Radio and television repair shops -----	143	169	135	154
7623, 9	Other electrical and electronic repair shops -----	419	330	389	310
7623	Refrigeration and air-conditioning service and repair shops -----	105	100	100	95
7629	Electrical and electronic repair shops, n.e.c. -----	314	230	289	215
763	Watch, clock, and jewelry repair -----	51	53	48	47
764	Reupholstery and furniture repair -----	196	194	175	182
769	Miscellaneous repair and related services -----	1 118	921	1 025	856
7692	Welding repair -----	119	149	107	137
7694	Armature rewinding shops -----	84	94	81	91
7699	Repair shops and related services, n.e.c. -----	915	678	837	628
78, 79, 84	Amusement and recreation services, including motion pictures and museums -----	2 360	2 011	2 149	1 830
781, 2	Motion picture production, distribution, and services -----	200	158	192	144
783	Motion picture theaters -----	154	147	151	123
7832	Motion picture theaters, except drive-in -----	149	137	146	115
7833	Drive-in motion picture theaters -----	5	10	5	8
784	Video tape rental -----	546	488	481	448
792	Theatrical producers (except motion picture), bands, orchestras, and entertainers -----	121	70	114	66
7922	Theatrical producers (except motion picture) and miscellaneous theatrical services -----	67	36	63	33
7929	Bands, orchestras, actors, and other entertainers and entertainment groups -----	54	34	51	33
793	Bowling centers -----	69	68	63	66

See footnotes at end of table.

G-2 APPENDIX G

SERVICE INDUSTRIES—GEOGRAPHIC AREA SERIES

Table G-1. Firms Subject to Federal Income Tax – Con.

[Includes only establishments with payroll. For meaning of abbreviations and symbols, see introductory text. For explanation of terms and comparability of 1987 and 1992 censuses, see appendix A]

SIC code	Kind of business or operation	Establishments in business –			
		Any time during year		At end of year	
		1992	1987	1992	1987
78, 79, 84	Amusement and recreation services, including motion pictures and museums—Con.				
79 ex. 792, 3, 84	Commercial sports and other amusement and recreation services, including museums	1 270	1 080	1 148	983
794	Commercial sports	52	38	49	37
7941	Professional sports clubs, managers, promoters	26	16	23	16
7948	Racing, including track operation	26	22	26	21
79 ex. 792, 3, 4; 84	Other amusement and recreation services, including museums	1 218	1 042	1 099	946
791	Dance studios, schools, and halls	128	109	118	99
7991	Physical fitness facilities	226	293	201	263
7992	Public golf courses	80	40	74	37
7993	Coin-operated amusement devices	129	107	122	98
7996	Amusement parks	16	11	15	8
7997	Membership sports and recreation clubs	174	161	157	149
7999, 84	Amusement and recreation services, including museums, n.e.c.	465	321	412	292
80	Health services	11 089	9 412	10 433	8 918
801	Offices and clinics of doctors of medicine	5 214	4 687	4 917	4 462
8011 pt.	Offices of doctors of medicine	5 099	4 593	4 814	4 395
8011 pt.	General medical clinics	115	94	103	67
802	Offices and clinics of dentists	2 346	2 168	2 259	2 074
803	Offices and clinics of doctors of osteopathy	124	79	120	76
804	Offices and clinics of other health practitioners	1 816	1 259	1 686	1 183
8041	Offices and clinics of chiropractors	760	555	689	522
8042	Offices and clinics of optometrists	373	337	354	322
8043	Offices and clinics of podiatrists	139	108	132	100
8049	Offices and clinics of health practitioners, n.e.c.	544	259	511	239
805	Nursing and personal care facilities	379	363	351	326
8051	Skilled nursing care facilities	296	299	281	267
8052	Intermediate care facilities	24	36	20	31
8059	Nursing and personal care facilities, n.e.c.	59	28	50	28
806	Hospitals	58	60	57	56
807, 8, 9	Other health services	1 152	796	1 043	741
807	Medical and dental laboratories	417	365	376	338
8071	Medical laboratories	204	139	181	131
8072	Dental laboratories	213	226	195	207
808	Home health care services	359	140	327	134
809	Miscellaneous health and allied services, n.e.c.	376	291	340	269
8092	Kidney dialysis centers	60	41	59	40
8093	Specialty outpatient facilities, n.e.c.	198	146	177	133
8099	Health and allied services, n.e.c.	118	104	104	96
81	Legal services	3 758	3 239	3 483	2 989
823, 4, 9	Selected educational services	353	238	325	221
823	Libraries	5	4	2	4
824	Vocational schools	120	80	109	73
829	Schools and educational services, n.e.c.	228	154	214	144
83	Social services	1 822	1 321	1 637	1 214
835	Child day care services	1 338	1 059	1 210	976
832, 3, 6, 9	Other social services	484	262	427	238
87 ex. 8733	Engineering, accounting, research, management, and related services (except noncommercial research organizations)	5 952	4 862	5 455	4 511
871	Engineering, architectural, and surveying services	1 677	1 521	1 553	1 436
8711	Engineering services	930	774	850	720
8712	Architectural services	440	442	417	425
8713	Surveying services	307	305	286	291
872	Accounting, auditing, and bookkeeping services	2 063	1 710	1 885	1 559
873 ex. 8733	Research, development, and testing services (except noncommercial research organizations)	261	230	234	214
8731	Commercial physical and biological research	49	47	45	43
8732	Commercial economic, sociological, and educational research	119	128	105	119
8734	Testing laboratories	93	55	84	52
874	Management and public relations services	1 951	1 401	1 783	1 302
8741	Management services	494	413	452	388
8742	Management consulting services	994	673	914	621
8743	Public relations services	100	103	96	94
8744	Facilities support management services	26	16	25	15
8748	Business consulting services, n.e.c.	337	196	296	184
89	Services, n.e.c.	287	480	264	435

Table G-2. Firms Exempt From Federal Income Tax

[Includes only establishments with payroll. For meaning of abbreviations and symbols, see introductory text. For explanation of terms and comparability of 1987 and 1992 censuses, see appendix A]

SIC code	Kind of business or operation	Establishments in business —			
		Any time during year		At end of year	
		1992	1987	1992	1987
	Total	3 821	3 140	3 638	3 025
7032, 704	Camps and membership lodging	54	57	49	52
792, 7991 pt., 7997, 7999 pt., 84	Selected amusement, recreation, and related services	313	259	303	255
792	Theatrical producers (except motion picture), bands, orchestras, and entertainers	68	43	68	41
7991 pt., 7997	Gymnasiums, athletic clubs, and membership sports and recreation clubs	179	161	170	160
7999 pt. 84	Fairs	10	8	9	8
	Museums, art galleries, and botanical and zoological gardens	56	47	56	46
8011 pt.; 8021 pt.; 805, 6, 8, 9	Selected health services	379	310	369	306
8011 pt., 8021 pt.	Clinics of doctors of medicine and dentists	46	27	44	27
805	Nursing and personal care facilities	56	37	52	37
806	Hospitals	152	156	151	154
808, 9	Other health services	125	90	122	88
808	Home health care services	55	40	53	40
809	Miscellaneous health and allied services, n.e.c.	70	50	69	48
8111 pt.	Legal aid societies and similar legal services	30	28	30	26
823, 4, 9	Selected educational services	103	68	94	64
83	Social services	1 405	1 053	1 353	1 021
835	Child day care services	325	303	314	289
832, 3, 6, 9	Other social services	1 080	750	1 039	732
861, 2, 4, 9	Selected membership organizations	1 445	1 297	1 360	1 236
861	Business associations	346	289	332	281
864	Civic, social, and fraternal associations	694	625	640	578
862, 9	Other membership organizations	405	383	388	377
873, 4 ex. 8744	Research, testing, and consulting services, except facilities support management services	92	68	80	65
873	Research, development, and testing services	51	47	50	45
8731	Commercial physical and biological research	3	5	3	5
8732	Commercial economic, sociological, and educational research	3	3	3	3
8733	Noncommercial research organizations	39	35	39	33
8734	Testing laboratories	6	4	5	4
874 ex. 8744	Management and public relations services, except facilities support management services	41	21	30	20

Publication Program

1992 CENSUS OF SERVICE INDUSTRIES

Publications of the 1992 Census of Service Industries containing data on service industries establishments in the United States are described below. Publication order forms for specific reports may be obtained from any Department of Commerce district office or from Data User Services Division, Customer Services, Bureau of the Census, Washington, DC 20233-8300. The first results were issued in press releases. Final detailed statistics are issued in separate paperbound reports and compact disc-read only memory (CD-ROM).

Final Reports

Geographic area series—52 reports (SC92-A-1 to -52)

A separate paperbound report containing data for establishments with payroll is published for each State, the District of Columbia, and the United States. For establishments of firms subject to Federal income tax, each State report presents general statistics on number of establishments, receipts, payroll, and employment, by varied service classifications, for the State, metropolitan areas (MA's), counties, and places with 350 service establishments or more, by kind of business. Greater kind-of-business detail is shown for larger areas. In addition, for places with 2,500 inhabitants or more and for all counties, statistics are provided on number of establishments and receipts for 10 major kind-of-business groups. For establishments of firms exempt from Federal income tax, each State report presents statistics on number of establishments, revenue, payroll, and employment by varied service classifications, for the State and MA's. Greater kind-of-business detail is shown for larger areas.

The United States Summary report presents data for the United States as a whole for establishments with payroll of firms subject to Federal income tax, as well as those exempt from Federal income tax, for detailed kind-of-business classifications. Statistics on number of establishments and receipts/revenue are also shown for States and MA's by kind of business.

For each State, the District of Columbia, and the United States, 1992 data are provided on receipts/revenue and employees per establishment and on receipts/revenue and payroll per employee. Comparative statistics showing percent changes in receipts/expenses and payroll between 1987 and 1992 also are shown.

Nonemployer statistics series—1 report (SC92-N-1)

This report includes data by kind of business for all establishments, establishments with payroll, and establishments without payroll for the United States and States. Also presented are statistics for establishments without payroll including number of establishments and receipts/revenue by varied service classifications for MA's.

Similar data for counties and places with 2,500 inhabitants or more are available on electronic media only.

Subject series—5 reports (SC92-S-1 to -5)

The *Establishment and Firm Size* report (SC92-S-1) presents data for establishments with payroll, based on size of establishment, size of company or firm, and legal form of organization. Establishment statistics are presented by receipts/revenue size and by employment size; statistics for firms, by receipts/revenue size (including concentration by largest firms), by employment size, and by number of establishments operated (single units and multiunits). Statistics are presented by kind of business on the number of establishments, receipts/revenue, payroll, and employment for the United States.

The *Capital Expenditures, Depreciable Assets, and Operating Expenses* report (SC92-S-2) presents data for firms with payroll for the United States by major kind of business. Operating expenses include annual payroll, supplemental labor costs, purchased services, etc. Receipts data also are provided.

Three other reports (*Hotels, Motels, and Other Lodging Places* (SC92-S-3), *Sources of Receipts or Revenue* (SC92-S-4), and *Miscellaneous Subjects* (SC92-S-5)) present data for the United States as a whole and, where feasible, for States and MA's.

Electronic Media

All data included in the printed reports are available on CD-ROM. The CD-ROM's provide the same information found in the final reports as well as additional information not published in the final reports, such as ZIP Code statistics available from series SC92-Z, and nonemployer data for counties and places from series SC92-N. Electronic media products are available for users who wish to summarize, rearrange, or process large amounts of data. These products, with corresponding technical documentation, are sold by Data User Services Division, Customer Services, Bureau of the Census, Washington, DC 20233-8300.

OTHER ECONOMIC CENSUS REPORTS

Data on retail trade, wholesale trade, financial, insurance, real estate, construction industries, manufactures, mineral industries, transportation, communications, utilities, enterprise statistics, minority-owned business enterprises, and women-owned businesses also are available from the 1992 Economic Census. A separate series of reports covers the census of outlying areas—Puerto Rico, Virgin Islands of the United States, Guam, and the Northern Marianas. Separate announcements describing these reports are available free of charge from Data User Services Division, Customer Services, Bureau of the Census, Washington, DC 20233-8300.