

1992


Census of

Service Industries

SC92-A-4

GEOGRAPHIC AREA SERIES

Arkansas



1992 Census of Service Industries

SC92-A-4

GEOGRAPHIC AREA SERIES

Arkansas

Issued December 1994



U.S. Department of Commerce
Ronald H. Brown, Secretary
David J. Barram, Deputy Secretary

Economics and Statistics Administration
Everett M. Ehrlich, Under Secretary
for Economic Affairs

BUREAU OF THE CENSUS
Martha Farnsworth Riche, Director

Acknowledgments

Many persons participated in the various activities of the 1992 Census of Service Industries. The overall planning and review of the census operations were performed by the Economic Census Staff of the Economic Planning and Coordination Division.

This report was prepared in the Services Division. **Bobby E. Russell**, Assistant Chief for Census Programs, was responsible for the overall planning, management, and coordination of the census of service industries. Planning and implementation were under the direction of **Jack B. Moody**, Chief, Service Census Branch, with primary staff assistance by **Jack R. Drago**, **Barbara S. Tinari**, **Kirk K. Degler**, **Joseph R. Fuller**, **Susan G. Baker**, **Deborah M. Stempowski**, **Brian D. Gregory**, **Theresa L. Steele**, **Chris E. Blackburn**, **Gary R. Rice**, **M. Craig Schadt**, **Arthur B. Stewart**, **Sandra K. Byrd**, and **Evelyn D. Butler**.

Systems and procedures for mailout, receipt, correspondence, data input, industry classification, other clerical processing, administrative record processing, quality control, and the associated electronic computer programs, were developed in the Economic Planning and Coordination Division.

Mailout preparation and receipt operations, clerical and analytical review activities, data keying, and geocoding review were performed by the staff of the Data Preparation Division, **Judith N. Petty**, Acting Chief.

Geographic coding procedures and associated computer programs were developed by the staff of the Geography Division.

The computer processing systems were developed and coordinated in the Economic Statistical Methods and Programming Division, **Charles P. Pautler, Jr.**, Chief. **H. Ray Dennis**, Assistant Chief for Business Programs, was responsible for design and implementation of the computer systems. The computer programs were prepared under the supervision of **William C. Wester**, Chief, Business Census Branch, and **Steven G. McCraith**, Chief, Utilities and Financial Census Branch, assisted by **Jeffrey S. Rosen**, **Barbara L. Lambert**, **Jacqueline R. Sellers**, and **Tsung C. Chu**. Additional programming assistance was provided by **Robert S. Jewett**.

Computer processing was performed in the Computer Services Division, **Marvin D. Raines**, Chief.

The staff of the Administrative and Publications Services Division, **Walter C. Odom**, Chief, performed planning, design, composition, editorial review, and printing planning and procurement for publications and report forms. **Margaret A. Smith** provided publication coordination and editing.

Special acknowledgment is also due the many businesses whose cooperation has contributed to the publication of these data.

If you have any questions concerning the statistics in this report, call 301-457-2689.



**Economics and Statistics
Administration**

Everett M. Ehrlich, Under Secretary
for Economic Affairs



BUREAU OF THE CENSUS

Martha Farnsworth Riche, Director
Harry A. Scarr, Deputy Director

Paula J. Schneider, Principal Associate
Director for Programs

Thomas L. Mesenbourg, Acting Associate
Director for Economic Programs

Thomas L. Mesenbourg, Assistant Director
for Economic Programs

**ECONOMIC PLANNING AND COORDINATION
DIVISION**

John P. Govoni, Chief

SERVICES DIVISION

Carole A. Ambler, Chief

Introduction to the Economic Census

PURPOSES AND USES OF THE ECONOMIC CENSUS

The economic census is the major source of facts about the structure and functioning of the Nation's economy. It provides essential information for government, business, industry, and the general public.

The economic census furnishes an important part of the framework for such composite measures as the gross domestic product, input/output measures, production and price indexes, and other statistical series that measure short-term changes in economic conditions.

Policymaking agencies of the Federal Government use the data, especially in monitoring economic activity and providing assistance to business.

State and local governments use the data to assess business activities and tax bases within their jurisdictions and to develop programs to attract business.

Trade associations study trends in their own and competing industries and keep their members informed of market changes.

Individual businesses use the data to locate potential markets and to analyze their own production and sales performance relative to industry or area averages.

AUTHORITY AND SCOPE

Title 13 of the United States Code (sections 131, 191, and 224) directs the Census Bureau to take the economic census every 5 years, covering years ending in 2 and 7. The 1992 Economic Census consists of the following eight censuses:

- Census of Retail Trade
- Census of Wholesale Trade
- Census of Service Industries
- Census of Financial, Insurance, and Real Estate Industries
- Census of Transportation, Communications, and Utilities
- Census of Manufactures
- Census of Mineral Industries
- Census of Construction Industries

Special programs also cover enterprise statistics and minority-owned and women-owned businesses. (The 1992 Census of Agriculture and 1992 Census of Governments are conducted separately.) The next economic census is scheduled to be taken in 1998 covering the year 1997.

AVAILABILITY OF THE DATA

The results of the economic census are available in printed reports for sale by the U.S. Government Printing Office and on compact discs for sale by the Census Bureau. Order forms for all types of products are available on request from Customer Services, Bureau of the Census, Washington, DC 20233-8300. A more complete description of publications being issued from this census is on the inside back cover of this document.

Census facts are also widely disseminated by trade associations, business journals, and newspapers. Volumes containing census statistics are available in most major public and college libraries. Finally, State data centers in every State as well as business and industry data centers in many States also supply economic census statistics.

WHAT'S NEW IN 1992

The 1992 Economic Census covers more of the economy than any previous census. New for 1992 are data on communications, utilities, financial, insurance, and real estate, as well as coverage of more transportation industries. The economic, agriculture, and governments censuses now collectively cover nearly 98 percent of all economic activity.

Among other changes, new 1992 definitions affect the boundaries of about a third of all metropolitan areas. Also, the Survey of Women-Owned Businesses has now been expanded to include all corporations.

HISTORICAL INFORMATION

The economic census has been taken as an integrated program at 5-year intervals since 1967 and before that for 1963, 1958, and 1954. Prior to that time, the individual subcomponents of the economic census were taken separately at varying intervals.

The economic census traces its beginnings to the 1810 Decennial Census, when questions on manufacturing were included with those for population. Coverage of economic activities was expanded for 1840 and subsequent censuses to include mining and some commercial activities. In 1902, Congress established a permanent Census Bureau and directed that a census of manufactures be taken every 5 years. The 1905 Manufactures Census was the first time a census was taken apart from the regular every-10-year population census.

The first census of business was taken in 1930, covering 1929. Initially it covered retail and wholesale trade and construction industries, but it was broadened in 1933 to include some of the service trades.

The 1954 Economic Census was the first census to be fully integrated—providing comparable census data across economic sectors, using consistent time periods, concepts, definitions, classifications, and reporting units. It was the first census to be taken by mail, using lists of firms provided by the administrative records of other Federal agencies. Since 1963, administrative records also have been used to provide basic statistics for very small firms, reducing or eliminating the need to send them census questionnaires. The Enterprise Statistics Program, which publishes combined data from the economic census, was made possible with the implementation of the integrated census program in 1954.

The range of industries covered in the economic censuses has continued to expand. The census of construction industries began on a regular basis in 1967, and the scope of service industries was broadened in 1967, 1977, and 1987. The census of transportation began in 1963 as a set of surveys covering travel, transportation of commodities, and trucks, but expanded in 1987 to cover business establishments in several transportation industries. For 1992, these statistics are incorporated into a broadened census of transportation, communications, and utilities. Also new for 1992 is the census of financial, insurance, and real estate industries. This is part of a gradual expansion in coverage of industries previously subjected to government regulation.

The Survey of Minority-Owned Business Enterprises was first conducted as a special project in 1969 and was incorporated into the economic census in 1972 along with the Survey of Women-Owned Businesses.

An economic census has also been taken in Puerto Rico since 1909, in the Virgin Islands of the United States and Guam since 1958, and in the Commonwealth of the Northern Mariana Islands since 1982.

Statistical reports from the 1987 and earlier censuses provide historical figures for the study of long-term time series and are available in some large libraries. All of the census data published since 1967 are still available for sale on microfiche from the Census Bureau.

AVAILABILITY OF MORE FREQUENT ECONOMIC DATA

While the census provides complete enumerations every 5 years, there are many needs for more frequent data as well. The Census Bureau conducts a number of monthly, quarterly, and annual surveys, with the results appearing in publication series such as Current Business Reports (retail and wholesale trade and service industries), the Annual Survey of Manufactures, Current Industrial Reports, and the Quarterly Financial Report. Most of these surveys, while providing more frequent observations, yield less kind-of-business and geographic detail than the census. The County Business Patterns program offers annual statistics on the number of establishments, employment, and payroll classified by industry within each county.

SOURCES FOR MORE INFORMATION

More information about the scope, coverage, classification system, data items, and publications for each of the economic censuses and related surveys is published in the *Guide to the 1992 Economic Census and Related Statistics*. More information on the methodology, procedures, and history of the census will be published in the *History of the 1992 Economic Census*. Contact Customer Services for information on availability.

Census of Service Industries

GENERAL

The 1992 Census of Service Industries, part of the 1992 Economic Census, covered service industries as defined in Division I of the *Standard Industrial Classification Manual: 1987*¹ (SIC), except Elementary and Secondary Schools (SIC 821), Colleges, Universities, Professional Schools, and Junior Colleges (SIC 822), Labor Unions and Similar Labor Organizations (SIC 863), Political Organizations (SIC 865), Religious Organizations (SIC 866), and Private Households (SIC 881). The census also excluded governmental establishments classified in the covered industries, except for government-operated hospitals which were included.

Data are presented for establishments in the following classifications:

SIC code	Title
70	Hotels, rooming houses, camps, and other lodging places
72	Personal services
73	Business services
75	Automotive repair, services, and parking
76	Miscellaneous repair services
78	Motion pictures
79	Amusement and recreation services
80	Health services
81	Legal services
823, 4, 9	Selected educational services
83	Social services
84	Museums, art galleries, and botanical and zoological gardens
861, 2, 4, 9	Selected membership organizations
87	Engineering, accounting, research, management, and related services
89	Services, not elsewhere classified

This series of reports presents data for service establishments of firms subject to Federal income tax and (in separate tables) of firms which are exempt from Federal income tax under provisions of the Internal Revenue Code. Only establishments with some payroll during the year are included. For a more detailed explanation, see appendix A.

¹*Standard Industrial Classification Manual: 1987*. For sale by Superintendent of Documents, U.S. Government Printing Office, Washington, DC 20402. Stock No. 041-001-00314-2.

Many of the "kinds of business or operation" included in this report are not thought of as commercial businesses, and the terms (such as "business," "establishment," and "firm") used to describe them may not be descriptive of such services, particularly for not-for-profit and professional services. However, these terms are applied to all "kinds of business or operation" in order to maintain conformity in the measures of the production and delivery of goods and services and in the presentation of data.

The basic tabulations in this report do not include data for establishments which are auxiliary (primary function is providing a service, such as warehousing or bookkeeping) to service establishments within the same organization. Data for auxiliaries are presented in a subsequent report issued as part of the 1992 Enterprise Statistics reports.

For the 1992 Census of Service Industries, large- and medium-size firms, plus all firms known to operate more than one establishment, were sent questionnaires to be completed and returned to the Census Bureau by mail. For most very small firms, including those with no paid employees, data from existing administrative records of other Federal agencies were used instead. These records provided basic information on location, kind of business, receipts, payroll, number of employees, and legal form of organization. In addition, more detailed information for selected kinds of business was obtained on the various questionnaires.

Appendix A gives a more detailed explanation of census coverage and methodology.

CENSUS DISCLOSURE RULES

In accordance with Federal law governing census reports, no data are published that would disclose the operations of an individual establishment or business. However, the number of establishments in a kind-of-business classification is not considered a disclosure, so this information may be released even though other information is withheld.

GEOGRAPHIC AREAS COVERED

This report series presents data for the following areas:

1. The United States as a whole.
2. Each State and the District of Columbia.

3. Each consolidated metropolitan statistical area (CMSA) and primary metropolitan statistical area (PMSA) defined by the Office of Management and Budget (OMB) as of June 30, 1993. A CMSA is an area used to facilitate the presentation and analysis of data for large concentrations of metropolitan populations. It includes two or more contiguous PMSA's which have a population of at least 1,000,000² and which meet specific criteria of urban character and of social and economic integration.
4. Each metropolitan statistical area (MSA) defined by the OMB as of June 30, 1993. An MSA is an integrated economic and social unit with a population nucleus of at least 50,000 inhabitants.² Each MSA consists of one or more counties meeting standards of metropolitan character; in New England, cities and towns rather than counties are the component geographic units.
5. The area within the State outside metropolitan areas (MA's).
6. Each county or county equivalent.³ Counties are the primary divisions of States, except in Louisiana where they are called parishes and in Alaska where they are called boroughs and census areas. Maryland, Missouri, Nevada, and Virginia have one place or more that is independent of any county organization and constitutes primary divisions of their States. These places are treated as counties and as places.
7. Each consolidated city.³ Consolidated cities are consolidated governments which consist of separately incorporated municipalities.
8. Each municipality of 2,500 inhabitants or more incorporated as a city, borough, village, or town.^{2 3}

For the economic census, boroughs and census areas in Alaska and boroughs in New York are not included in this category.
9. Special economic urban areas (SEUA's), which include townships in Michigan, New Jersey, and Pennsylvania, and towns in New York, Wisconsin, and the six New England States with 10,000 inhabitants or more.²

DOLLAR VALUES

All dollar values presented in this report are expressed in current dollars, i.e., 1992 data are expressed in 1992 dollars and 1987 data in 1987 dollars. Consequently, when making comparisons to prior years, users of the data should consider the inflation that has occurred.

RELIABILITY OF DATA

All data compiled in this report originated from either census questionnaires or administrative records of other Federal agencies and, therefore, are not subject to sampling errors. However, the data are subject to nonsampling

²According to the 1990 Census of Population or subsequent special census.

³Those defined as of January 1, 1992.

errors. Nonsampling errors can be attributed to many sources: inability to identify all cases in the actual universe; definition and classification difficulties; differences in the interpretation of questions; errors in recording or coding the data obtained; and other errors of collection, response, coverage, processing, and estimation for missing or misreported data.

The accuracy of these tabulated data is determined by the joint effects of the various nonsampling errors. No direct measurement of these effects has been obtained except for estimation for missing or misreported data; however, precautionary steps were taken in all phases of the collection, processing, and tabulation of the data in an effort to minimize the effects of nonsampling errors.

The Bureau of the Census obtains on computer tape limited information extracted from administrative records of other Federal agencies. This information is used in conjunction with other information available to the Census Bureau to develop estimates for nonemployers, small employers, and other establishments for which responses were not received in time for publication. For an indication of the extent that data included in these reports were obtained from the administrative records of other Federal agencies and from estimation, rather than reports directly from respondents, see appendix E. Also, see appendix A for a more detailed explanation of census coverage and methodology.

SPECIAL TABULATIONS

Special tabulations of data collected in the 1992 Census of Service Industries may be obtained, depending on availability of time and personnel, on diskette, computer tape, or in tabular form. The data will be in summary form and subject to the same rules prohibiting disclosure of confidential information (including name, address, kind of business, or other data for individual business establishments or companies) as are the regular publications.

Special tabulations are prepared on a cost basis. A request for a cost estimate, as well as exact specifications on the type and format of the data to be provided, should be directed to the Chief, Services Division, Bureau of the Census, Washington, DC 20233.

To discuss a special tabulation before submitting specifications, call 1-800-541-8345.

ABBREVIATIONS AND SYMBOLS

The following abbreviations and symbols are used in this publication:

- * See kind-of-business descriptions for SIC 72 and SIC 7384 in appendix A for treatment of plant outlets.
- Represents zero.
- (D) Withheld to avoid disclosing data for individual companies; data are included in broader kind-of-business totals.

(IC)	Independent city.	Symbol	Employment Size
(NA)	Not available.		
(X)	Not applicable.	AA	0–19
CMSA	Consolidated metropolitan statistical area.	BB	20–99
MA	Metropolitan area.	CC	100–249
MSA	Metropolitan statistical area.	EE	250–499
n.e.c.	Not elsewhere classified.	FF	500–999
PMSA	Primary metropolitan statistical area.	GG	1,000–2,499
pt.	Part.	HH	2,500–4,999
r	Revised.	II	5,000–9,999
SIC	Standard Industrial Classification.	JJ	10,000–24,999

The following symbols are used in this publication to show employment size ranges for employment data that have been withheld to avoid disclosing data for individual companies (employment size range codes are provided for the first time in the 1992 Economic Census):

KK	25,000–49,999
LL	50,000–99,999
MM	100,000 or more

Users' Guide for Locating Statistics in This Report by Table Number

Information shown in tables	Table															
	1a	1b	2a	2b	3a	3b	4	5	6	7a	7b	8a	8b	9	10	
GEOGRAPHIC AREAS																
The State	X	X	X	X	X	X	X								X	X
CMSA's and MSA's in the State										X	X					
PMSA's in the State										X	X					
Area of the State not in any CMSA, PMSA, or MSA												X	X			
Counties in the State							X		X							X
Places in the State							X	X						X		
DATA ITEMS																
Establishments	X	X			X	X	X	X	X	X	X	X	X	X		X
Receipts	X				X	X	X	X	X	X	X	X	X	X	X	X
Revenue		X									X		X			
Expenses						X							X			
Annual payroll	X	X			X	X	X	X	X	X	X	X	X	X		
First-quarter payroll	X	X					X	X	X	X	X	X	X	X		
Paid employees for pay period including March 12, 1992	X	X			X	X	X	X	X	X	X	X	X	X		
1987 to 1992 comparative statistics					X	X										
Receipts per establishment			X													
Revenue per establishment				X												
Expenses per establishment				X												
Receipts per employee			X													
Revenue per employee				X												
Expenses per employee				X												
Annual payroll per employee			X	X												
Employees per establishment			X	X												
Counties ranked by volume of receipts																X
Places ranked by volume of receipts														X		

Users' Guide for Locating Statistics in the 1992 Census of Service Industries Reports

Report and geographic area	Information shown in reports by kind of business or industry category										
	Number of establishments	Receipts/Revenue (\$1,000)	Payroll (\$1,000)	Number of employees	Selected ratios	Receipts/revenue lines	Receipts size and employment size of establishments and firms	Concentration ratios of largest firms	Single units and multi-units	Legal form of organization	Selected topics
GEOGRAPHIC AREA SERIES											
United States	X	X	X	X	X						
State	X	X	X	X	X						
CMSA, PMSA, MSA	X	X	X	X							
County	X	X	X	X							
Place	X	X	X	X							
NONEMPLOYER STATISTICS SERIES											
United States	X	X									
State	X	X									
CMSA, PMSA, MSA	X	X									
County	X	X									
Place	X	X									
ESTABLISHMENT AND FIRM SIZE (INCLUDING LEGAL FORM OF ORGANIZATION)											
United States	X	X	X	X			X	X	X	X	
CAPITAL EXPENDITURES, DEPRECIABLE ASSETS, AND OPERATING EXPENSES											
United States		X	X								X
RECEIPTS/REVENUE LINES											
United States	X	X				X					
State	X	X				X					
CMSA, PMSA, MSA	X	X				X					
HOTELS, MOTELS, AND OTHER LODGING PLACES											
United States	X	X	X	X		X					X
State	X	X	X	X		X					X
CMSA, PMSA, MSA	X	X				X					X

Report and geographic area	Information shown in reports by kind of business or industry category										
	Number of establishments	Receipts/Revenue (\$1,000)	Payroll (\$1,000)	Number of employees	Selected ratios	Receipts/revenue lines	Receipts size and employment size of establishments and firms	Concentration ratios of largest firms	Single units and multi-units	Legal form of organization	Selected topics
ZIP CODES											
United States	X	X	X	X							
State	X	X	X	X							
MISCELLANEOUS SUBJECTS											
United States	X	X	X	X							X
State	X	X									X
CMSA, PMSA, MSA	X	X									X

Contents

Arkansas

[Page numbers listed here omit the prefix that appears as part of the number of each page]

	Page
Introduction to the Economic Census	III
Census of Service Industries	V
Users' Guide for Locating Statistics in This Report by Table Number	VIII
Users' Guide for Locating Statistics in the 1992 Census of Service Industries Reports ...	IX
Summary of Findings	2

FIGURES

1. Percent Change in Receipts and Annual Payroll for Establishments of Firms Subject to Federal Income Tax: 1987 to 1992	3
2. Annual Payroll per Employee for Establishments of Firms Subject to Federal Income Tax: 1992 and 1987	4
Maps	5

TABLES

1a. Summary Statistics for Firms Subject to Federal Income Tax for the State: 1992 ..	7
1b. Summary Statistics for Firms Exempt From Federal Income Tax for the State: 1992	11
2a. Selected Ratios for Firms Subject to Federal Income Tax for the State: 1992	12
2b. Selected Ratios for Firms Exempt From Federal Income Tax for the State: 1992 ..	15
3a. Comparative Statistics for Firms Subject to Federal Income Tax for the State: 1992 and 1987	15
3b. Comparative Statistics for Firms Exempt From Federal Income Tax for the State: 1992 and 1987	19
4. Summary Statistics for Firms Subject to Federal Income Tax for Counties and for Places With 2,500 Inhabitants or More: 1992	20
5. Summary Statistics for Firms Subject to Federal Income Tax for Places With 350 Establishments or More: 1992	26
6. Summary Statistics for Firms Subject to Federal Income Tax for Counties With 350 Establishments or More: 1992	36
7a. Summary Statistics for Firms Subject to Federal Income Tax for Metropolitan Areas: 1992	46
7b. Summary Statistics for Firms Exempt From Federal Income Tax for Metropolitan Areas: 1992	56
8a. Summary Statistics for Firms Subject to Federal Income Tax for the Area Outside Metropolitan Areas: 1992	59
8b. Summary Statistics for Firms Exempt From Federal Income Tax for the Area Outside Metropolitan Areas: 1992	62
9. Places With 2,500 Inhabitants or More Ranked by Volume of Receipts of Firms Subject to Federal Income Tax: 1992	63
10. Counties Ranked by Volume of Receipts of Firms Subject to Federal Income Tax: 1992	63

APPENDIXES

A. General Explanation	A-1
B. Sample Report Form and Instructions	B-1
C. Kind-of-Business Titles and Reporting-Form Numbers	C-1
D. Metropolitan Areas	D-1
E. Percent of Receipts/Revenue Based on Administrative Records and Estimation for the State: 1992	E-1
F. Geographic Notes	F-1
G. Establishments in Business Any Time During Year and Establishments in Business at End of Year for the State: 1992 and 1987	G-1

Publication Program

Inside back cover

Summary of Findings

FIRMS SUBJECT TO FEDERAL INCOME TAX

Data from the 1992 Census of Service Industries show that Arkansas' 14,021 service industries establishments of firms with payroll that were subject to Federal income tax had receipts totaling \$6.0 billion. The 1992 data represent an increase of 62.2 percent in receipts for the State since 1987.

For establishments with payroll in 1992, receipts of offices and clinics of medical doctors totaled \$1.2 billion, compared with \$805.5 million in 1987. Other leading service kinds of business in 1992 were hospitals with \$386.8 million in receipts, legal services with \$362.8 million, and nursing and personal care facilities with \$343.5 million.

There were 133,455 paid employees (full- and part-time) working in service industries in the State as of mid-March 1992, compared with 93,960 employees in 1987. Large employers included help supply services with 24,535 employees, nursing and personal care facilities with 15,207 employees, and offices and clinics of doctors of medicine with 12,851 employees.

ORGANIZATIONS EXEMPT FROM FEDERAL INCOME TAX

Data for the census show that Arkansas's 1,917 service industries establishments of firms and other organizations with payroll that were exempt from Federal income tax had revenue totaling \$2.9 billion and expenses of \$2.8 billion in 1992. The 1992 data represent an increase of 67.8 percent in expenses since 1987.

For establishments with payroll in 1992, revenue of hospitals totaled \$2.2 billion, compared with \$1.3 billion in 1987. Other leading classifications in 1992 were individual and family social services with revenue of \$135.0 million, and civic, social, and fraternal associations with \$63.8 million.

There were 64,426 paid employees (full- and part-time) as of mid-March 1992, compared with 53,997 employees in 1987. Hospitals had 40,922 employees; individual and family social services, 5,663 employees; and job training and vocational rehabilitation services, 2,806 employees.

Figure 1. **Percent Change in Receipts and Annual Payroll for Establishments of Firms Subject to Federal Income Tax: 1987 to 1992**

(Includes only establishments with payroll. For meaning of abbreviations and symbols, see introductory text)

Receipts 
Payroll 

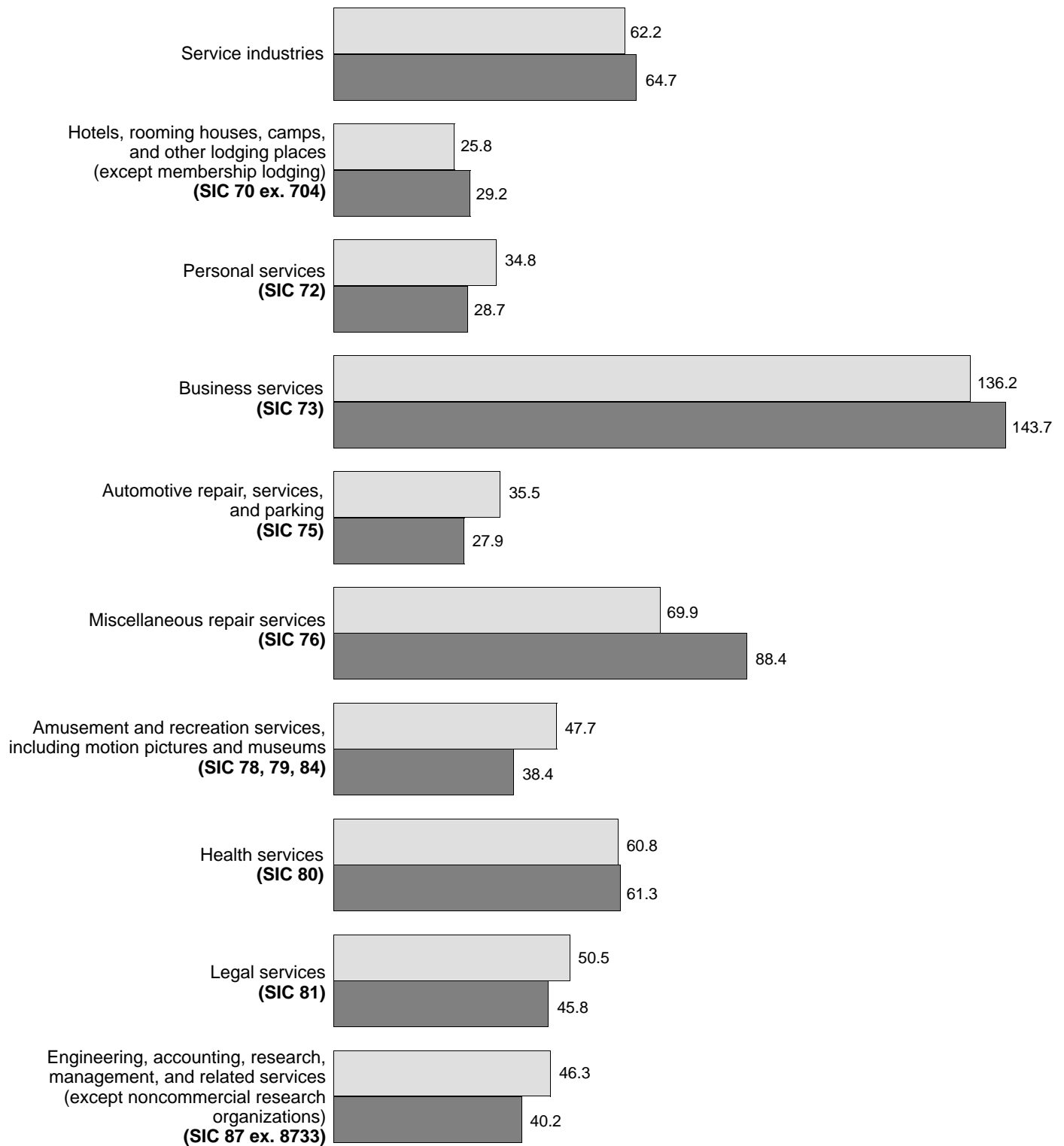




Figure 2. Annual Payroll per Employee for Establishments of Firms Subject to Federal Income Tax: 1992 and 1987

(In dollars. For meaning of abbreviations and symbols, see introductory text)

1992 
1987 

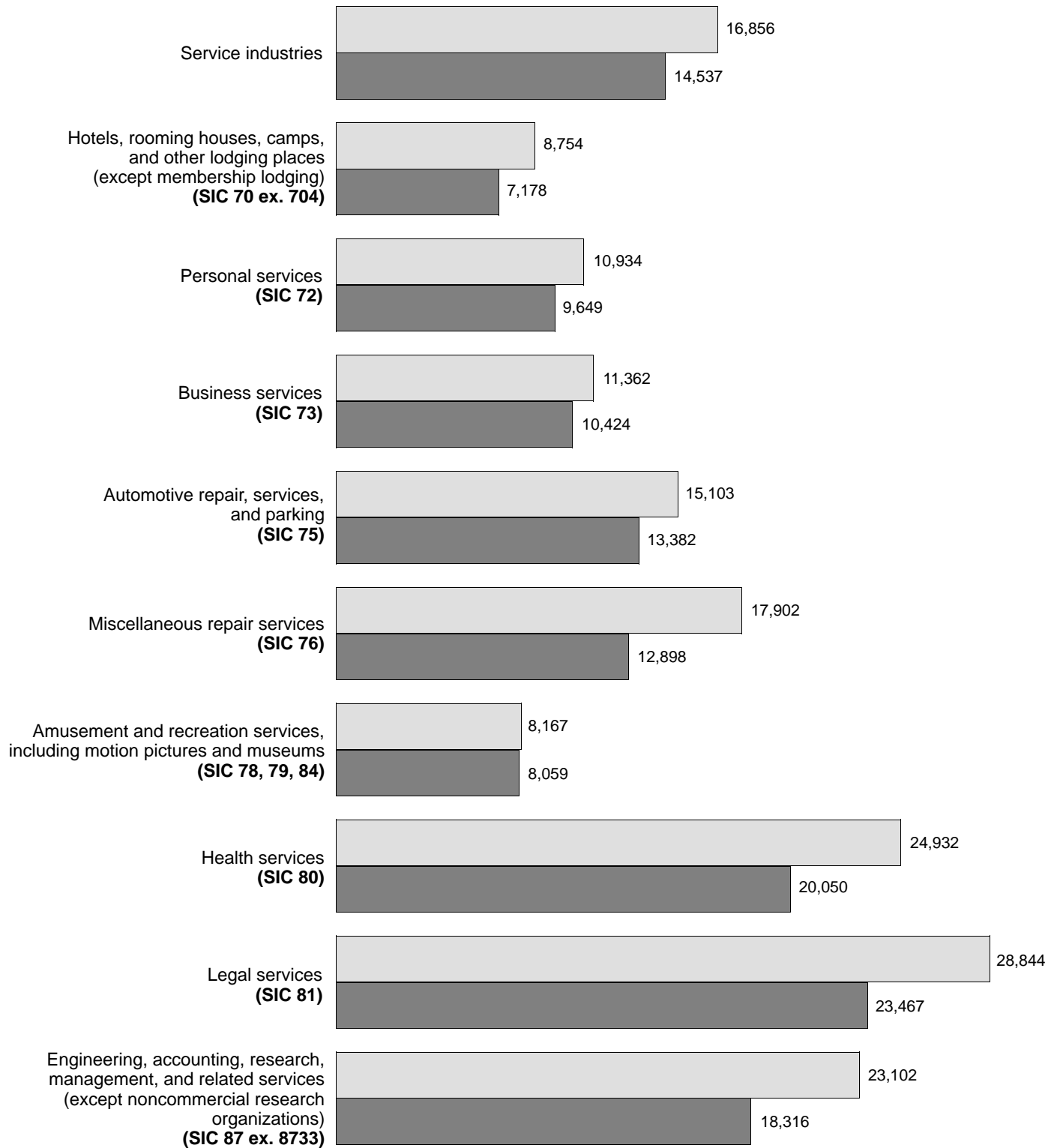




Table 1a. Summary Statistics for Firms Subject to Federal Income Tax for the State: 1992

[Includes only establishments with payroll. For meaning of abbreviations and symbols, see introductory text. For explanation of terms and comparability of 1987 and 1992 censuses, see appendix A]

SIC code	Kind of business or operation	Establishments (number)	Receipts (\$1,000)	Annual payroll (\$1,000)	First-quarter payroll (\$1,000)	Paid employees for pay period including March 12 (number)
	Total	14 021	6 006 796	2 249 575	499 639	133 455
70 ex. 704	Hotels, rooming houses, camps, and other lodging places (except membership lodging)	540	299 082	76 892	16 653	8 784
	Hotels and motels	492	283 299	73 614	16 172	8 528
7011	Hotels	124	136 946	39 414	8 880	4 251
7011 pt.	Hotels, 25 guestrooms or more	102	133 643	38 662	8 739	4 123
7011 pt.	Hotels, less than 25 guestrooms	22	3 303	752	141	128
7011 pt.	Motels, motor hotels, and tourist courts	368	146 353	34 200	7 292	4 277
7011 pt.	Motels, tourist courts	343	127 190	29 124	6 125	3 649
7011 pt.	Motor hotels	25	19 163	5 076	1 167	628
702, 3	Other lodging places	48	15 783	3 278	481	256
702	Rooming and boarding houses	5	1 181	297	63	33
703	Camps and recreational vehicle parks	43	14 602	2 981	418	223
7032	Sporting and recreational camps	24	11 494	2 552	358	177
7033	Recreational vehicle parks and campsites	19	3 108	429	60	46
72	Personal services	1 559	305 551	97 738	23 939	8 939
721	Laundry, cleaning, and garment services	459	120 731	42 508	10 085	3 742
7211	Power laundries, family and commercial*	9	2 789	1 203	283	115
7213	Linen supply*	10	11 185	3 824	930	282
7215	Coin-operated laundries and drycleaning	98	8 595	1 968	510	296
7215 pt.	Coin-operated laundries and drycleaning stores	97	(D)	(D)	(D)	EE
7215 pt.	Coin-operated laundry routes	1	(D)	(D)	(D)	AA
7216	Drycleaning plants, except rug cleaning*	230	45 053	18 368	4 307	1 843
7217	Carpet and upholstery cleaning	51	5 638	1 470	327	170
7218	Industrial laundries*	26	44 927	15 083	3 587	967
7212, 9	Other laundry, cleaning, and garment services*	35	2 564	592	141	69
7212	Garment pressing, and agents for laundries and drycleaners	16	1 538	282	59	27
7219	Laundry and garment services, n.e.c.*	19	1 026	310	82	42
722	Photographic studios, portrait	104	19 940	4 497	1 029	438
723, 4	Beauty and barber shops	543	45 512	18 526	4 425	1 834
723	Beauty shops	504	42 920	17 545	4 184	1 750
724	Barber shops	39	2 592	981	241	84
725	Shoe repair shops and shoeshine parlors	27	2 023	321	81	42
726	Funeral service and crematories	215	88 324	23 825	5 554	1 410
729	Miscellaneous personal services	211	29 021	8 061	2 765	1 473
7291	Tax return preparation services	115	12 981	3 727	1 689	873
7299	Miscellaneous personal services, n.e.c.	96	16 040	4 334	1 076	600
7299 pt.	Massage parlors, tanning salons, and saunas	35	2 416	935	208	114
7299 pt.	Other personal services	61	13 624	3 399	868	486
7299 pt.	Diet and weight reducing services	24	5 107	1 491	392	301
7299 pt.	Formal wear rental	12	6 352	1 215	276	78
7299 pt.	Other personal services, n.e.c.	25	2 165	693	200	107
73	Business services	1 898	1 138 076	462 778	105 535	40 732
731	Advertising	110	52 559	15 481	3 408	641
7311	Advertising agencies	79	40 357	12 946	2 840	490
7312	Outdoor advertising services	18	10 005	1 857	433	106
7313	Radio, television, publishers' advertising representatives	7	1 337	418	94	35
7313 pt.	Radio, television advertising representatives	3	(D)	(D)	(D)	BB
7313 pt.	Publishers' advertising representatives	4	(D)	(D)	(D)	AA
7319	Advertising, n.e.c.	6	860	260	41	10
732	Consumer credit reporting agencies, mercantile reporting agencies, and adjustment and collection agencies	87	28 539	9 702	2 277	596
7322	Adjustment and collection services	72	21 948	7 822	1 849	468
7323	Credit reporting services	15	6 591	1 880	428	128
733	Mailing, reproduction, commercial art and photography, and stenographic services	103	32 540	7 576	1 623	566
7331	Direct mail advertising services	12	13 589	2 370	454	187
7331 pt.	Mailing list compilers, brokers, and managers	5	3 366	1 038	195	63
7331 pt.	Direct mail advertising services, except mailing list services	7	10 223	1 332	259	124
7334	Photocopying and duplicating services	22	8 987	2 712	685	237
7334 pt.	Blueprinting and duplicating services	22	8 987	2 712	685	237
7334 pt.	Duplicating services, except printing and photocopying	—	—	—	—	—
7335, 6	Commercial photography, art, and graphics	41	7 346	1 688	333	75
7335	Commercial photography	16	2 438	519	76	19
7336	Commercial art and graphic design	25	4 908	1 169	257	56
7336 pt.	Commercial art	6	733	197	41	14
7336 pt.	Graphic arts and related design	19	4 175	972	216	42
7338	Secretarial and court reporting services	28	2 618	806	151	67
734	Services to dwellings and other buildings	482	104 959	45 598	10 351	5 007
7342	Disinfecting and pest control services	159	46 889	17 092	3 851	1 006
7349	Building cleaning and maintenance services, n.e.c.	323	58 070	28 506	6 500	4 001
735	Miscellaneous equipment rental and leasing	267	153 055	28 183	6 242	1 482
7352	Medical equipment rental and leasing	66	33 845	7 149	1 647	360
7353	Heavy construction equipment rental and leasing	16	4 847	1 410	328	69
7353 pt.	Rental and leasing of heavy construction equipment without operators	10	3 051	634	148	38
7353 pt.	Rental and leasing of heavy construction equipment with operators	6	1 796	776	180	31
7359	Equipment rental and leasing, n.e.c.	185	114 363	19 624	4 267	1 053
7359 pt.	Equipment rental	158	70 975	16 503	3 598	934
7359 pt.	Rent-to-own	77	29 840	6 678	1 506	386
7359 pt.	Equipment rental, except rent-to-own	81	41 135	9 825	2 092	548
7359 pt.	Equipment leasing, except finance leasing	27	43 388	3 121	669	119

Table 1a. Summary Statistics for Firms Subject to Federal Income Tax for the State: 1992—Con.

[Includes only establishments with payroll. For meaning of abbreviations and symbols, see introductory text. For explanation of terms and comparability of 1987 and 1992 censuses, see appendix A]

SIC code	Kind of business or operation	Establishments (number)	Receipts (\$1,000)	Annual payroll (\$1,000)	First-quarter payroll (\$1,000)	Paid employees for pay period including March 12 (number)
73	Business services—Con.					
736	Personnel supply services -----	199	274 653	202 672	45 357	24 693
7361	Employment agencies -----	42	5 562	2 427	496	158
7363	Help supply services -----	157	269 091	200 245	44 861	24 535
7363 pt.	Temporary help supply -----	121	136 801	93 018	19 869	17 128
7363 pt.	Help supply, except temporary -----	36	132 290	107 227	24 992	7 407
7363 pt.	Employee leasing -----	29	124 714	101 602	23 627	6 443
7363 pt.	Other help supply services -----	7	7 576	5 625	1 365	964
737	Computer programming, data processing, and other computer related services -----	227	274 207	96 499	22 747	2 919
7371, 2, 3	Computer programming, prepackaged software, and integrated systems -----	119	53 348	20 344	4 613	642
7371	Computer programming services -----	84	32 916	12 725	3 109	381
7372	Prepackaged software -----	15	6 538	3 587	675	152
7373	Computer integrated systems -----	20	13 894	4 032	829	109
7374, 5, 6	Data processing services -----	60	207 835	71 975	17 272	2 144
7374, 5	Computer processing, information retrieval -----	44	(D)	(D)	(D)	GG
7374	Computer processing and data preparation and processing services -----	41	(D)	(D)	(D)	GG
7375	Information retrieval services -----	3	(D)	(D)	(D)	AA
7376	Computer facilities management services -----	16	(D)	(D)	(D)	EE
7377, 8, 9	Computer rental and leasing, maintenance, and related services, n.e.c. -----	48	13 024	4 180	862	133
7377	Computer rental and leasing -----	1	(D)	(D)	(D)	AA
7378	Computer maintenance and repair -----	28	7 909	2 448	571	97
7379	Computer related services, n.e.c. -----	19	(D)	(D)	(D)	BB
7379 pt.	Computer consultants -----	12	(D)	(D)	(D)	BB
7379 pt.	Miscellaneous computer services, n.e.c. -----	7	(D)	(D)	(D)	AA
738	Miscellaneous business services -----	423	217 564	57 067	13 530	4 828
7381, 2	Detective agencies and protective services -----	92	52 718	31 891	7 660	2 901
7381	Detective, guard, and armored car services -----	74	40 422	27 951	6 770	2 676
7381 pt.	Detective agencies and guard services -----	64	37 426	26 384	6 445	2 586
7381 pt.	Armored car services -----	10	2 996	1 567	325	90
7382	Security systems services -----	18	12 296	3 940	890	225
7383	News syndicates -----	2	(D)	(D)	(D)	AA
7384	Photofinishing laboratories* -----	43	7 645	1 778	414	164
7384 pt.	Photofinishing laboratories, except "one-hour" (mini) labs* -----	16	2 252	573	142	46
7384 pt.	One-hour (mini) photofinishing* -----	27	5 393	1 205	272	118
7389	Business services, n.e.c. -----	286	(D)	(D)	(D)	GG
7389 pt.	Sign painting shops -----	16	(D)	(D)	(D)	BB
7389 pt.	Interior designing -----	26	6 577	777	192	55
7389 pt.	Telephone answering services -----	23	3 677	1 749	417	177
7389 pt.	Other business services -----	221	143 310	19 628	4 565	1 478
7389 pt.	Water softening and conditioning services -----	11	2 962	755	186	57
7389 pt.	Packaging and labeling services -----	7	(D)	(D)	(D)	BB
7389 pt.	Trading stamp services -----	2	(D)	(D)	(D)	BB
7389 pt.	Miscellaneous business services -----	201	135 614	17 142	4 022	1 348
7389 pt.	Convention and trade show services -----	8	2 380	747	181	45
7389 pt.	Private mail centers -----	14	2 880	416	80	50
7389 pt.	Miscellaneous business services, n.e.c. -----	179	130 354	15 979	3 761	1 253
75	Automotive repair, services, and parking -----	1 565	452 419	91 950	21 904	6 088
751	Automotive rental and leasing, without drivers -----	82	104 735	15 074	3 484	817
7513	Truck rental and leasing, without drivers -----	39	71 654	9 094	2 187	423
7513 pt.	Truck rental, without drivers -----	17	10 704	1 348	256	66
7513 pt.	Truck leasing, except finance leasing -----	22	60 950	7 746	1 931	357
7514, 5	Passenger car rental and leasing -----	41	(D)	(D)	(D)	EE
7514	Passenger car rental -----	38	(D)	(D)	(D)	EE
7515	Passenger car leasing -----	3	(D)	(D)	(D)	AA
7519	Utility trailer and recreational vehicle rental -----	2	(D)	(D)	(D)	AA
752	Automobile parking -----	69	6 088	1 010	254	128
7521 pt.	Parking lots -----	51	2 023	463	125	83
7521 pt.	Parking structures -----	18	4 065	547	129	45
753	Automotive repair shops -----	1 250	310 195	66 220	15 852	4 195
7532	Top, body, and upholstery repair shops and paint shops -----	351	84 212	20 485	4 968	1 239
7532 pt.	Top and body repair shops -----	332	80 680	19 700	4 783	1 194
7532 pt.	Paint shops -----	19	3 532	785	185	45
7538	General automotive repair shops -----	596	134 909	27 556	6 571	1 865
7538 pt.	General automotive repair shops, except diesel -----	515	107 243	21 418	5 128	1 492
7538 pt.	Diesel repair shops -----	81	27 666	6 138	1 443	373
7533, 4, 6, 7, 9	Other automotive repair shops -----	303	91 074	18 179	4 313	1 091
7533	Automotive exhaust system repair shops -----	55	9 740	2 127	529	164
7534	Tire retreading and repair shops -----	26	33 366	4 097	962	214
7536	Automotive glass replacement shops -----	50	12 762	2 767	677	155
7537	Automotive transmission repair shops -----	60	12 245	3 433	822	197
7539	Automotive repair shops, n.e.c. -----	112	22 961	5 755	1 323	361
7539 pt.	Radiator repair -----	25	3 844	973	211	55
7539 pt.	Brake, front end, and wheel alignment -----	34	9 115	2 537	597	136
7539 pt.	Automotive electrical and fuel system services -----	44	8 530	1 864	437	139
7539 pt.	Carburetor repair shops -----	14	2 080	490	106	41
7539 pt.	Automotive electrical repair shops -----	30	6 450	1 374	331	98
7539 pt.	Other automotive repair shops, n.e.c. -----	9	1 472	381	78	31
754	Automotive services, except repair -----	164	31 401	9 646	2 314	948
7542	Carwashes -----	88	18 819	6 072	1 481	663
7549	Automotive services, except repair and carwashes -----	76	12 582	3 574	833	285
7549 pt.	Lubrication shops -----	38	6 970	2 031	486	160
7549 pt.	Other automotive services -----	38	5 612	1 543	347	125
7549 pt.	Towing services -----	25	3 739	1 232	286	103
7549 pt.	Other automotive services, n.e.c. -----	13	1 873	311	61	22

Table 1a. Summary Statistics for Firms Subject to Federal Income Tax for the State: 1992—Con.

[Includes only establishments with payroll. For meaning of abbreviations and symbols, see introductory text. For explanation of terms and comparability of 1987 and 1992 censuses, see appendix A]

SIC code	Kind of business or operation	Establishments (number)	Receipts (\$1,000)	Annual payroll (\$1,000)	First-quarter payroll (\$1,000)	Paid employees for pay period including March 12 (number)
76	Miscellaneous repair services	658	183 188	52 507	12 468	2 933
762	Electrical repair shops	192	57 677	18 813	4 406	1 120
7622	Radio and television repair shops	71	17 307	5 919	1 382	280
7623, 9	Other electrical and electronic repair shops	121	40 370	12 894	3 024	840
7623	Refrigeration and air-conditioning service and repair shops	38	10 964	2 662	549	145
7629	Electrical and electronic repair shops, n.e.c.	83	29 406	10 232	2 475	695
763	Watch, clock, and jewelry repair	7	634	105	29	13
764	Reupholstery and furniture repair	52	5 029	1 421	323	126
769	Miscellaneous repair and related services	407	119 848	32 168	7 710	1 674
7692	Welding repair	58	10 636	2 521	553	193
7694	Armature rewinding shops	44	24 289	7 063	1 621	304
7699	Repair shops and related services, n.e.c.	305	84 923	22 584	5 536	1 177
7699 pt.	Farm machinery and equipment repair	29	7 820	1 928	460	97
7699 pt.	Lawnmower and other small gasoline engine repair	42	5 856	992	161	80
7699 pt.	Sewer and septic tank cleaning services	18	2 911	962	236	61
7699 pt.	Other repair and related services, n.e.c.	216	68 336	18 702	4 679	939
78, 79, 84	Amusement and recreation services, including motion pictures and museums	949	289 965	57 415	13 467	7 030
781, 2	Motion picture production, distribution, and services	31	31 248	3 499	852	170
7812 pt.	Motion picture production, except for television	13	3 582	1 212	351	65
7812 pt.	Motion picture and tape production for television	15	(D)	(D)	(D)	BB
7819	Services allied to motion picture production	1	(D)	(D)	(D)	AA
7822 pt.	Motion picture film and tape distributors	2	(D)	(D)	(D)	BB
7822 pt.	Motion picture film exchanges	—	—	—	—	—
7822 pt.	Video tape wholesalers	2	(D)	(D)	(D)	BB
7822 pt.	Film and tape distribution for television	—	—	—	—	—
7829	Services allied to motion picture distribution	—	—	—	—	—
783	Motion picture theaters	68	32 473	4 783	1 037	624
7832	Motion picture theaters, except drive-in	64	(D)	(D)	(D)	FF
7833	Drive-in motion picture theaters	4	(D)	(D)	(D)	AA
784	Video tape rental	271	41 096	8 728	2 049	1 202
792	Theatrical producers (except motion picture), bands, orchestras, and entertainers	29	8 011	2 023	309	125
7922	Theatrical producers (except motion picture) and miscellaneous theatrical services	16	5 505	1 368	180	69
7922 pt.	Producers of live theatrical productions	3	(D)	(D)	(D)	AA
7922 pt.	Producers of radio and television shows, except tape producers	1	(D)	(D)	(D)	AA
7922 pt.	Artists' and entertainers' managers or agents, concert bureaus, booking agents	7	1 581	228	41	19
7922 pt.	Other theatrical services	5	(D)	(D)	(D)	BB
7929	Bands, orchestras, actors, and other entertainers and entertainment groups	13	2 506	655	129	56
7929 pt.	Dance groups and artists	—	—	—	—	—
7929 pt.	Symphony orchestras, opera companies, and chamber music organizations	—	—	—	—	—
7929 pt.	Other music and entertainment presentations	13	2 506	655	129	56
7929 pt.	Other music groups and artists	9	(D)	(D)	(D)	AA
7929 pt.	Other entertainers and entertainment groups	4	(D)	(D)	(D)	BB
793	Bowling centers	49	15 022	4 062	932	556
79 ex. 792, 3, 84	Commercial sports and other amusement and recreation services, including museums	501	162 115	34 320	8 288	4 353
794	Commercial sports	45	73 325	11 868	3 812	1 631
7941	Professional sports clubs, managers, promoters	4	1 835	432	84	20
7941 pt.	Baseball clubs	1	(D)	(D)	(D)	AA
7941 pt.	Football clubs	—	—	—	—	—
7941 pt.	Other professional sports clubs	—	—	—	—	—
7941 pt.	Managers and promoters	3	(D)	(D)	(D)	AA
7948	Racing, including track operation	41	71 490	11 436	3 728	1 611
7948 pt.	Auto racetrack operation	8	1 974	213	14	14
7948 pt.	Horse racetrack operation	1	(D)	(D)	(D)	FF
7948 pt.	Dog racetrack operation	1	(D)	(D)	(D)	EE
7948 pt.	Racing stables and racing, n.e.c.	31	(D)	(D)	(D)	CC
79 ex. 792, 3, 4, 84	Other amusement and recreation services, including museums	456	88 790	22 452	4 476	2 722
791	Dance studios, schools, and halls	33	2 933	1 024	247	157
7911	Physical fitness facilities	75	12 757	3 568	858	686
7911 pt.	Physical fitness centers, except gymnasiums and athletic clubs	63	11 412	3 293	795	636
7911 pt.	Gymnasiums and athletic clubs	12	1 345	275	63	50
7992	Public golf courses	13	2 748	621	100	62
7993	Coin-operated amusement devices	47	11 138	2 045	503	177
7996	Amusement parks	5	(D)	(D)	(D)	BB
7997	Membership sports and recreation clubs	93	25 260	8 067	1 621	785
7999, 84	Amusement and recreation services, including museums, n.e.c.	190	(D)	(D)	(D)	FF
7999 pt.	Concession operators of amusement devices and rides	9	(D)	(D)	(D)	BB
7999 pt.	Carnivals, circuses, and fairs	7	1 985	143	17	9
7999 pt.	Carnivals and circuses	4	1 484	70	2	1
7999 pt.	Fairs	3	501	73	15	8
7999 pt., 84	Other recreation and amusements, including museums	174	24 840	4 993	988	763
84	Museums, art galleries, and botanical and zoological gardens	6	833	190	30	22
841	Museums and art galleries	4	(D)	(D)	(D)	AA
842	Arboreta and botanical or zoological gardens	2	(D)	(D)	(D)	AA
7999 pt.	Roller skating rinks	21	2 813	692	189	167
7999 pt.	Ice skating rinks	—	—	—	—	—
7999 pt.	Other amusement and recreation services, n.e.c.	147	21 194	4 111	769	574

Table 1a. Summary Statistics for Firms Subject to Federal Income Tax for the State: 1992—Con.

[Includes only establishments with payroll. For meaning of abbreviations and symbols, see introductory text. For explanation of terms and comparability of 1987 and 1992 censuses, see appendix A]

SIC code	Kind of business or operation	Establishments (number)	Receipts (\$1,000)	Annual payroll (\$1,000)	First-quarter payroll (\$1,000)	Paid employees for pay period including March 12 (number)
80	Health services	3 564	2 436 511	1 064 235	228 243	42 685
801	Offices and clinics of doctors of medicine	1 664	1 184 434	610 530	121 841	12 851
8011 pt.	Offices of doctors of medicine	1 618	1 070 213	566 225	112 281	11 559
8011 pt.	General medical clinics	46	114 221	44 305	9 560	1 292
802	Offices and clinics of dentists	822	226 609	76 810	16 831	3 787
8021 pt.	Offices of dentists	817	225 146	76 239	16 720	3 761
8021 pt.	Dental clinics	5	1 463	571	111	26
803	Offices and clinics of doctors of osteopathy	26	7 486	2 847	568	111
8031 pt.	Offices of osteopathic physicians	25	(D)	(D)	(D)	CC
8031 pt.	Osteopathic clinics	1	(D)	(D)	(D)	AA
804	Offices and clinics of other health practitioners	615	141 367	46 030	10 304	2 382
8041	Offices and clinics of chiropractors	237	39 365	10 847	2 370	641
8042	Offices and clinics of optometrists	202	56 672	14 930	3 453	916
8043	Offices and clinics of podiatrists	20	5 017	1 868	383	71
8049	Offices and clinics of health practitioners, n.e.c.	156	40 313	18 385	4 098	754
805	Nursing and personal care facilities	196	343 544	160 808	38 716	15 207
8051	Skilled nursing care facilities	176	318 950	149 071	35 917	14 058
8052	Intermediate care facilities	14	20 895	10 270	2 455	972
8059	Nursing and personal care facilities, n.e.c.	6	3 699	1 467	344	177
806	Hospitals	24	386 849	117 815	28 821	5 626
8062	General medical and surgical hospitals	13	278 132	79 632	19 591	4 056
8063, 9	Specialty hospitals	11	108 717	38 183	9 230	1 570
8063	Psychiatric hospitals	7	50 262	17 724	4 169	761
8069	Specialty hospitals, except psychiatric	4	58 455	20 459	5 061	809
807, 8, 9	Other health services	217	146 222	49 395	11 162	2 721
807	Medical and dental laboratories	87	57 835	18 745	3 898	779
8071	Medical laboratories	44	44 102	13 575	2 703	504
8072	Dental laboratories	43	13 733	5 170	1 195	275
808	Home health care services	48	46 366	16 610	3 963	1 342
809	Miscellaneous health and allied services, n.e.c.	82	42 021	14 040	3 301	600
8092	Kidney dialysis centers	17	13 841	3 911	927	158
8093	Specialty outpatient facilities, n.e.c.	39	16 864	7 742	1 715	264
8099	Health and allied services, n.e.c.	26	11 316	2 387	659	178
81	Legal services	1 179	362 839	125 961	26 628	4 367
823, 4, 9	Selected educational services	62	12 429	4 469	1 058	281
823	Libraries	—	—	—	—	—
824	Vocational schools	18	7 595	2 762	676	135
8243	Data processing schools	1	(D)	(D)	(D)	AA
8244	Business and secretarial schools	3	(D)	(D)	(D)	BB
8249	Vocational schools, n.e.c.	14	3 937	1 195	280	58
829	Schools and educational services, n.e.c.	44	4 834	1 707	382	146
83	Social services	562	66 379	26 980	6 221	3 463
835	Child day care services	425	34 692	15 756	3 695	2 466
832, 3, 6, 9	Other social services	137	31 687	11 224	2 526	997
832	Individual and family social services	42	3 886	1 303	274	93
833	Job training and vocational rehabilitation services	8	8 841	3 530	826	230
836	Residential care	74	16 401	5 237	1 222	616
839	Social services, n.e.c.	13	2 559	1 154	204	58
87 ex. 8733	Engineering, accounting, research, management, and related services (except noncommercial research organizations)	1 428	446 954	183 500	42 545	7 943
871	Engineering, architectural, and surveying services	367	173 205	73 022	15 485	2 675
8711	Engineering services	189	119 293	51 162	10 596	1 768
8712	Architectural services	95	42 109	17 274	3 774	586
8713	Surveying services	83	11 803	4 586	1 115	321
872	Accounting, auditing, and bookkeeping services	712	149 692	56 617	13 776	2 881
873 ex. 8733	Research, development, and testing services (except noncommercial research organizations)	60	25 724	12 043	2 990	723
8731	Commercial physical and biological research	13	6 683	4 459	1 133	179
8731 pt.	Commercial physical research	4	2 737	2 078	604	85
8731 pt.	Commercial medical and biological research	9	3 946	2 381	529	94
8732	Commercial economic, sociological, and educational research	17	6 239	2 000	577	278
8734	Testing laboratories	30	12 802	5 584	1 280	266
874	Management and public relations services	289	98 333	41 818	10 294	1 664
8741	Management services	110	53 649	24 555	6 215	899
8742	Management consulting services	113	31 351	13 836	3 382	619
8743	Public relations services	13	(D)	(D)	(D)	BB
8744	Facilities support management services	1	(D)	(D)	(D)	BB
8748	Business consulting services, n.e.c.	52	6 061	2 174	398	84
89	Services, n.e.c.	57	13 403	5 150	978	210
8999 pt.	Scientific and related consulting services, except environmental	10	2 055	997	141	21
8999 pt.	Other services	47	11 348	4 153	837	189
8999 pt.	Environmental consulting	23	8 238	2 746	572	119
8999 pt.	Authors, composers, and other arts-related services	4	(D)	(D)	(D)	BB
8999 pt.	Other services, n.e.c.	20	(D)	(D)	(D)	BB

Table 1b. Summary Statistics for Firms Exempt From Federal Income Tax for the State: 1992

[Includes only establishments with payroll. For meaning of abbreviations and symbols, see introductory text. For explanation of terms and comparability of 1987 and 1992 censuses, see appendix A]

SIC code	Kind of business or operation	Establishments (number)	Revenue (\$1,000)	Annual payroll (\$1,000)	First-quarter payroll (\$1,000)	Paid employees for pay period including March 12 (number)
	Total	1 917	2 945 889	1 206 306	292 943	64 426
7032, 704	Camps and membership lodging	31	5 344	1 000	237	99
7032	Sporting and recreational camps	10	863	253	31	16
704	Organization hotels and lodging houses, on membership basis	21	4 481	747	206	83
792, 7991 pt., 7997, 7999 pt., 84	Selected amusement, recreation, and related services	132	51 583	17 787	3 819	1 633
792	Theatrical producers (except motion picture), bands, orchestras, and entertainers	17	5 894	1 996	476	135
7922	Theatrical producers (except motion picture) and miscellaneous theatrical services	9	3 672	1 398	328	86
7922 pt.	Producers of live theatrical productions	7	(D)	(D)	(D)	BB
7922 pt.	Producers of radio and television shows, except tape	—	—	—	—	—
7922 pt.	Artists' and entertainers' managers or agents, concert bureaus, booking agents	—	—	—	—	—
7922 pt.	Other theatrical services	2	(D)	(D)	(D)	BB
7929	Bands, orchestras, actors, and other entertainers and entertainment groups	8	2 222	598	148	49
7929 pt.	Dance groups and artists	2	(D)	(D)	(D)	AA
7929 pt.	Symphony orchestras, opera companies, and chamber music organizations	5	(D)	(D)	(D)	BB
7929 pt.	Other music groups and artists	1	(D)	(D)	(D)	AA
7929 pt.	Other entertainers and entertainment groups	—	—	—	—	—
7991 pt., 7997	Gymnasiums, athletic clubs, and membership sports and recreation clubs	87	36 023	13 397	2 840	1 135
7991 pt.	Gymnasiums and athletic clubs	3	(D)	(D)	(D)	BB
7997	Membership sports and recreation clubs	84	(D)	(D)	(D)	GG
7999 pt.	Fairs	7	7 033	1 490	294	262
84	Museums, art galleries, and botanical and zoological gardens	21	2 633	904	209	101
841	Museums and art galleries	21	2 633	904	209	101
842	Arboreta and botanical or zoological gardens	—	—	—	—	—
8011 pt.; 8021 pt.; 805, 6, 8, 9	Selected health services	235	2 355 157	988 138	241 733	45 398
8011 pt., 8021 pt.	Clinics of doctors of medicine and dentists	21	13 527	5 842	1 179	264
8011 pt.	General medical clinics	20	(D)	(D)	(D)	EE
8021 pt.	Dental clinics	1	(D)	(D)	(D)	AA
805	Nursing and personal care facilities	45	46 658	19 682	4 780	1 776
8051	Skilled nursing care facilities	18	27 263	12 291	3 075	1 116
8052	Intermediate care facilities	26	(D)	(D)	(D)	FF
8059	Nursing and personal care facilities, n.e.c.	1	(D)	(D)	(D)	CC
806	Hospitals	78	2 215 046	926 252	226 933	40 922
8062	General medical and surgical hospitals	73	2 044 575	845 857	207 309	37 366
8062 pt.	General medical and surgical hospitals, nongovernment	42	1 416 089	534 089	131 724	24 782
8062 pt.	General medical and surgical hospitals, government	31	628 486	311 768	75 585	12 584
8063, 9	Specialty hospitals	5	170 471	80 395	19 624	3 556
8063	Psychiatric hospitals	2	(D)	(D)	(D)	FF
8063 pt.	Psychiatric hospitals, nongovernment	1	(D)	(D)	(D)	CC
8063 pt.	Psychiatric hospitals, government	1	(D)	(D)	(D)	EE
8069	Specialty hospitals, except psychiatric	3	(D)	(D)	(D)	HH
8069 pt.	Specialty hospitals, except psychiatric; nongovernment	3	(D)	(D)	(D)	HH
8069 pt.	Specialty hospitals, except psychiatric; government	—	—	—	—	—
808, 9	Other health services	91	79 926	36 362	8 841	2 436
808	Home health care services	24	31 812	15 711	3 582	1 432
809	Miscellaneous health and allied services, n.e.c.	67	48 114	20 651	5 259	1 004
8092	Kidney dialysis centers	2	(D)	(D)	(D)	AA
8093	Specialty outpatient facilities, n.e.c.	58	42 050	18 967	4 816	930
8099	Health and allied services, n.e.c.	7	(D)	(D)	(D)	BB
8111 pt.	Legal aid societies and similar legal services	19	5 149	2 929	723	129
823, 4, 9	Selected educational services	48	7 603	2 904	691	191
823	Libraries	3	(D)	(D)	(D)	AA
824	Vocational schools	13	4 171	1 603	366	77
8243	Data processing schools	—	—	—	—	—
8244	Business and secretarial schools	—	—	—	—	—
8249	Vocational schools, n.e.c.	13	4 171	1 603	366	77
829	Schools and educational services, n.e.c.	32	(D)	(D)	(D)	CC
83	Social services	758	343 620	141 319	33 576	13 372
835	Child day care services	128	17 037	9 042	2 208	1 142
832, 3, 6, 9	Other social services	630	326 583	132 277	31 368	12 230
832	Individual and family social services	327	134 984	59 818	14 333	5 663
833	Job training and vocational rehabilitation services	71	48 624	23 439	5 165	2 806
836	Residential care	118	58 849	26 910	6 572	1 830
839	Social services, n.e.c.	114	84 126	22 110	5 298	1 931
861, 2, 4, 9	Selected membership organizations	659	136 635	42 209	9 572	3 216
861	Business associations	146	29 376	8 772	2 090	421
864	Civic, social, and fraternal associations	322	63 811	18 779	4 285	2 016
862, 9	Other membership organizations	191	43 448	14 658	3 197	779
862	Professional membership organizations	46	14 054	4 262	968	175
869	Membership organizations, n.e.c.	145	29 394	10 396	2 229	604

Table 1b. Summary Statistics for Firms Exempt From Federal Income Tax for the State: 1992—Con.

[Includes only establishments with payroll. For meaning of abbreviations and symbols, see introductory text. For explanation of terms and comparability of 1987 and 1992 censuses, see appendix A]

SIC code	Kind of business or operation	Establishments (number)	Revenue (\$1,000)	Annual payroll (\$1,000)	First-quarter payroll (\$1,000)	Paid employees for pay period including March 12 (number)
873, 4 ex. 8744	Research, testing, and consulting services, except facilities support management services	35	40 798	10 020	2 592	388
873	Research, development, and testing services	23	29 957	8 122	2 116	265
8731	Commercial physical and biological research	—	—	—	—	—
8732	Commercial economic, sociological, and educational research	3	(D)	(D)	(D)	AA
8733	Noncommercial research organizations	18	28 927	7 868	2 058	254
8734	Testing laboratories	2	(D)	(D)	(D)	AA
874 ex. 8744	Management and public relations services, except facilities support management services	12	10 841	1 898	476	123
8741	Management services	3	(D)	(D)	(D)	AA
8742	Management consulting services	1	(D)	(D)	(D)	AA
8743	Public relations services	1	(D)	(D)	(D)	AA
8748	Business consulting services, n.e.c.	7	(D)	(D)	(D)	CC

Table 2a. Selected Ratios for Firms Subject to Federal Income Tax for the State: 1992

[Includes only establishments with payroll. For meaning of abbreviations and symbols, see introductory text. For explanation of terms and comparability of 1987 and 1992 censuses, see appendix A]

SIC code	Kind of business or operation	Receipts		Annual payroll per employee ¹ (dollars)	Employees per establishment ¹ (number)
		Per establishment (dollars)	Per employee ¹ (dollars)		
	Total	428 414	45 010	16 856	10
70 ex. 704	Hotels, rooming houses, camps, and other lodging places (except membership lodging)	553 856	34 048	8 754	16
7011	Hotels and motels	575 811	33 220	8 632	17
7011 pt.	Hotels	1 104 403	32 215	9 272	34
7011 pt.	Hotels, 25 guestrooms or more	1 310 225	32 414	9 377	40
7011 pt.	Hotels, less than 25 guestrooms	150 136	25 805	5 875	6
7011 pt.	Motels, motor hotels, and tourist courts	397 698	34 219	7 996	12
7011 pt.	Motels, tourist courts	370 816	34 856	7 981	11
7011 pt.	Motor hotels	766 520	30 514	8 083	25
702, 3	Other lodging places	328 813	61 652	12 805	5
702	Rooming and boarding houses	236 200	35 788	9 000	7
703	Camps and recreational vehicle parks	339 581	65 480	13 368	5
72	Personal services	195 992	34 182	10 934	6
721	Laundry, cleaning, and garment services	263 031	32 264	11 360	8
7211	Power laundries, family and commercial*	307 667	24 078	10 461	13
7213	Linen supply*	1 118 500	39 663	13 560	28
7215	Coin-operated laundries and drycleaning	87 704	29 037	6 649	3
7216	Drycleaning plants, except rug cleaning*	195 883	24 445	9 966	8
7217	Carpet and upholstery cleaning	110 549	33 165	8 647	3
7218	Industrial laundries*	1 727 962	46 460	15 598	37
7212, 9	Other laundry, cleaning, and garment services*	73 257	37 159	8 580	2
7212	Garment pressing, and agents for laundries and drycleaners	96 125	56 963	10 444	2
7219	Laundry and garment services, n.e.c.*	54 000	24 429	7 381	2
722	Photographic studios, portrait	191 731	45 525	10 267	4
723, 4	Beauty and barber shops	83 816	24 816	10 101	3
723	Beauty shops	85 159	24 526	10 026	3
724	Barber shops	66 462	30 857	11 679	2
725	Shoe repair shops and shoeshine parlors	74 926	48 167	7 643	2
726	Funeral service and crematories	410 809	62 641	16 897	7
729	Miscellaneous personal services	137 540	19 702	5 473	7
7291	Tax return preparation services	112 878	14 869	4 269	8
7299	Miscellaneous personal services, n.e.c.	167 083	26 733	7 223	6
73	Business services	599 619	27 941	11 362	21
731	Advertising	477 809	81 995	24 151	6
7311	Advertising agencies	510 848	82 361	26 420	6
7312	Outdoor advertising services	555 833	94 387	17 519	6
7313	Radio, television, publishers' advertising representatives	191 000	38 200	11 943	5
7319	Advertising, n.e.c.	143 333	86 000	26 000	2
732	Consumer credit reporting agencies, mercantile reporting agencies, and adjustment and collection agencies	328 034	47 884	16 279	7
7322	Adjustment and collection services	304 833	46 897	16 714	7
7323	Credit reporting services	439 400	51 492	14 688	9
733	Mailing, reproduction, commercial art and photography, and stenographic services	315 922	57 491	13 385	5
7331	Direct mail advertising services	1 132 417	72 668	12 674	16
7334	Photocopying and duplicating services	408 500	37 920	11 443	11
7335, 6	Commercial photography, art, and graphics	179 171	97 947	22 507	2
7335	Commercial photography	152 375	128 316	27 316	1
7336	Commercial art and graphic design	196 320	87 643	20 875	2
7338	Secretarial and court reporting services	93 500	39 075	12 030	2
734	Services to dwellings and other buildings	217 757	20 962	9 107	10
7342	Disinfecting and pest control services	294 899	46 609	16 990	6
7349	Building cleaning and maintenance services, n.e.c.	179 783	14 514	7 125	12

See footnotes at end of table.

Table 2a. **Selected Ratios for Firms Subject to Federal Income Tax for the State: 1992** — Con.

[Includes only establishments with payroll. For meaning of abbreviations and symbols, see introductory text. For explanation of terms and comparability of 1987 and 1992 censuses, see appendix A]

SIC code	Kind of business or operation	Receipts		Annual payroll per employee ¹ (dollars)	Employees per establishment ¹ (number)
		Per establishment (dollars)	Per employee ¹ (dollars)		
73	Business services—Con.				
735	Miscellaneous equipment rental and leasing -----	573 240	103 276	19 017	6
7352	Medical equipment rental and leasing -----	512 803	94 014	19 858	5
7353	Heavy construction equipment rental and leasing -----	302 938	70 246	20 435	4
7359	Equipment rental and leasing, n.e.c. -----	618 178	108 607	18 636	6
736	Personnel supply services -----	1 380 166	11 123	8 208	124
7361	Employment agencies -----	132 429	35 203	15 361	4
7363	Help supply services -----	1 713 955	10 968	8 162	156
7363 pt.	Temporary help supply -----	1 130 587	7 987	5 431	142
7363 pt.	Help supply, except temporary -----	3 674 722	17 860	14 476	206
737	Computer programming, data processing, and other computer related services -----	1 207 960	93 939	33 059	13
7371, 2, 3	Computer programming, prepackaged software, and integrated systems -----	448 303	83 097	31 688	5
7371	Computer programming services -----	391 857	86 394	33 399	5
7372	Prepackaged software -----	435 867	43 013	23 599	10
7373	Computer integrated systems -----	694 700	127 468	36 991	5
7374, 5, 6	Data processing services -----	3 463 917	96 938	33 570	36
7374, 5	Computer processing, information retrieval -----	(D)	(D)	(D)	(D)
7376	Computer facilities management services -----	(D)	(D)	(D)	(D)
7377, 8, 9	Computer rental and leasing, maintenance, and related services, n.e.c. -----	271 333	97 925	31 429	3
7377	Computer rental and leasing -----	(D)	(D)	(D)	(D)
7378	Computer maintenance and repair -----	282 464	81 536	25 237	3
7379	Computer related services, n.e.c. -----	(D)	(D)	(D)	(D)
738	Miscellaneous business services -----	514 336	45 063	11 820	11
7381, 2	Detective agencies and protective services -----	573 022	18 172	10 993	32
7381	Detective, guard, and armored car services -----	546 243	15 105	10 445	36
7382	Security systems services -----	683 111	54 649	17 511	13
7383	News syndicates -----	(D)	(D)	(D)	(D)
7384	Photofinishing laboratories* -----	177 791	46 616	10 841	4
7389	Business services, n.e.c. -----	(D)	(D)	(D)	(D)
7389 pt.	Sign painting shops -----	(D)	(D)	(D)	(D)
7389 pt.	Interior designing -----	252 962	119 582	14 127	2
7389 pt.	Telephone answering services -----	159 870	20 774	9 881	8
7389 pt.	Other business services -----	648 462	96 962	13 280	7
75	Automotive repair, services, and parking -----	289 086	74 313	15 103	4
751	Automotive rental and leasing, without drivers -----	1 277 256	128 195	18 450	10
7513	Truck rental and leasing, without drivers -----	1 837 282	169 395	21 499	11
7514, 5	Passenger car rental and leasing -----	(D)	(D)	(D)	(D)
7514	Passenger car rental -----	(D)	(D)	(D)	(D)
7515	Passenger car leasing -----	(D)	(D)	(D)	(D)
7519	Utility trailer and recreational vehicle rental -----	(D)	(D)	(D)	(D)
752	Automobile parking -----	88 232	47 563	7 891	2
753	Automotive repair shops -----	248 156	73 944	15 785	3
7532	Top, body, and upholstery repair shops and paint shops -----	239 920	67 968	16 533	4
7532 pt.	Top and body repair shops -----	243 012	67 571	16 499	4
7532 pt.	Paint shops -----	185 895	78 489	17 444	2
7538	General automotive repair shops -----	226 357	72 337	14 775	3
7538 pt.	General automotive repair shops, except diesel -----	208 239	71 879	14 355	3
7538 pt.	Diesel repair shops -----	341 556	74 172	16 456	5
7533, 4, 6, 7, 9	Other automotive repair shops -----	300 574	83 478	16 663	4
7533	Automotive exhaust system repair shops -----	177 091	59 390	12 970	3
7534	Tire retreading and repair shops -----	1 283 308	155 916	19 145	8
7536	Automotive glass replacement shops -----	255 240	82 335	17 852	3
7537	Automotive transmission repair shops -----	204 083	62 157	17 426	3
7539	Automotive repair shops, n.e.c. -----	205 009	63 604	15 942	3
7539 pt.	Radiator repair -----	153 760	69 891	17 691	2
7539 pt.	Brake, front end, and wheel alignment -----	268 088	67 022	18 654	4
7539 pt.	Automotive electrical and fuel system services -----	193 864	61 367	13 410	3
7539 pt.	Other automotive repair shops, n.e.c. -----	163 556	47 484	12 290	3
754	Automotive services, except repair -----	191 470	33 123	10 175	6
7542	Carwashes -----	213 852	28 385	9 158	8
7549	Automotive services, except repair and carwashes -----	165 553	44 147	12 540	4
76	Miscellaneous repair services -----	278 401	62 458	17 902	4
762	Electrical repair shops -----	300 401	51 497	16 797	6
7622	Radio and television repair shops -----	243 761	61 811	21 139	4
7623, 9	Other electrical and electronic repair shops -----	333 636	48 060	15 350	7
7623	Refrigeration and air-conditioning service and repair shops -----	288 526	75 614	18 359	4
7629	Electrical and electronic repair shops, n.e.c. -----	354 289	42 311	14 722	8
763	Watch, clock, and jewelry repair -----	90 571	48 769	8 077	2
764	Reupholstery and furniture repair -----	96 712	39 913	11 278	2
769	Miscellaneous repair and related services -----	294 467	71 594	19 216	4
7692	Welding repair -----	183 379	55 109	13 062	3
7694	Armature rewinding shops -----	552 023	79 898	23 234	7
7699	Repair shops and related services, n.e.c. -----	278 436	72 152	19 188	4
78, 79, 84	Amusement and recreation services, including motion pictures and museums -----	305 548	41 247	8 167	7
781, 2	Motion picture production, distribution, and services -----	1 008 000	183 812	20 582	5
783	Motion picture theaters -----	477 544	52 040	7 665	9
7832	Motion picture theaters, except drive-in -----	(D)	(D)	(D)	(D)
7833	Drive-in motion picture theaters -----	(D)	(D)	(D)	(D)
784	Video tape rental -----	151 646	34 190	7 261	4

See footnotes at end of table.

SERVICE INDUSTRIES—GEOGRAPHIC AREA SERIES

ARKANSAS AR-13

Table 2a. **Selected Ratios for Firms Subject to Federal Income Tax for the State: 1992** — Con.

[Includes only establishments with payroll. For meaning of abbreviations and symbols, see introductory text. For explanation of terms and comparability of 1987 and 1992 censuses, see appendix A]

SIC code	Kind of business or operation	Receipts		Annual payroll per employee ¹ (dollars)	Employees per establishment ¹ (number)
		Per establishment (dollars)	Per employee ¹ (dollars)		
78, 79, 84	Amusement and recreation services, including motion pictures and museums—Con.				
792	Theatrical producers (except motion picture), bands, orchestras, and entertainers -----	276 241	64 088	16 184	4
7922	Theatrical producers (except motion picture) and miscellaneous theatrical services -----	344 063	79 783	19 826	4
7929	Bands, orchestras, actors, and other entertainers and entertainment groups -----	192 769	44 750	11 696	4
793	Bowling centers -----	306 571	27 018	7 306	11
79 ex. 792, 3; 84	Commercial sports and other amusement and recreation services, including museums -----	323 583	37 242	7 884	9
794	Commercial sports -----	1 629 444	44 957	7 277	36
7941	Professional sports clubs, managers, promoters -----	458 750	91 750	21 600	5
7948	Racing, including track operation -----	1 743 659	44 376	7 099	39
79 ex. 792, 3, 4; 84	Other amusement and recreation services, including museums -----	194 715	32 619	8 248	6
791	Dance studios, schools, and halls -----	88 879	18 682	6 522	5
7991	Physical fitness facilities -----	170 093	18 596	5 201	9
7992	Public golf courses -----	211 385	44 323	10 016	5
7993	Coin-operated amusement devices -----	236 979	62 927	11 554	4
7996	Amusement parks -----	(D)	(D)	(D)	(D)
7997	Membership sports and recreation clubs -----	271 613	32 178	10 276	8
7999, 84	Amusement and recreation services, including museums, n.e.c. -----	(D)	(D)	(D)	(D)
7999 pt.	Concession operators of amusement devices and rides -----	(D)	(D)	(D)	(D)
7999 pt.	Carnivals, circuses, and fairs -----	283 571	220 556	15 889	1
7999 pt., 84	Other recreation and amusements, including museums -----	142 759	32 556	6 544	4
80	Health services -----	683 645	57 081	24 932	12
801	Offices and clinics of doctors of medicine -----	711 799	92 167	47 508	8
8011 pt.	Offices of doctors of medicine -----	661 442	92 587	48 986	7
8011 pt.	General medical clinics -----	2 483 065	88 406	34 292	28
802	Offices and clinics of dentists -----	275 680	59 839	20 283	5
803	Offices and clinics of doctors of osteopathy -----	287 923	67 441	25 649	4
804	Offices and clinics of other health practitioners -----	229 865	59 348	19 324	4
8041	Offices and clinics of chiropractors -----	166 097	61 412	16 922	3
8042	Offices and clinics of optometrists -----	280 554	61 869	16 299	5
8043	Offices and clinics of podiatrists -----	250 850	70 662	26 310	4
8049	Offices and clinics of health practitioners, n.e.c. -----	258 417	53 466	24 383	5
805	Nursing and personal care facilities -----	1 752 776	22 591	10 575	78
8051	Skilled nursing care facilities -----	1 812 216	22 688	10 604	80
8052	Intermediate care facilities -----	1 492 500	21 497	10 566	69
8059	Nursing and personal care facilities, n.e.c. -----	616 500	20 898	8 288	30
806	Hospitals -----	16 118 708	68 761	20 941	234
8062	General medical and surgical hospitals -----	21 394 769	68 573	19 633	312
8063, 9	Specialty hospitals -----	9 883 364	69 246	24 320	143
807, 8, 9	Other health services -----	673 834	53 738	18 153	13
807	Medical and dental laboratories -----	664 770	74 243	24 063	9
8071	Medical laboratories -----	1 002 318	87 504	26 935	11
8072	Dental laboratories -----	319 372	49 938	18 800	6
808	Home health care services -----	965 958	34 550	12 377	28
809	Miscellaneous health and allied services, n.e.c. -----	512 451	70 035	23 400	7
8092	Kidney dialysis centers -----	814 176	87 601	24 753	9
8093	Specialty outpatient facilities, n.e.c. -----	432 410	63 879	29 326	7
8099	Health and allied services, n.e.c. -----	435 231	63 573	13 410	7
81	Legal services -----	307 751	83 087	28 844	4
823, 4, 9	Selected educational services -----	200 468	44 231	15 904	5
823	Libraries -----	—	—	—	—
824	Vocational schools -----	421 944	56 259	20 459	8
829	Schools and educational services, n.e.c. -----	109 864	33 110	11 692	3
83	Social services -----	118 112	19 168	7 791	6
835	Child day care services -----	81 628	14 068	6 389	6
832, 3, 6, 9	Other social services -----	231 292	31 782	11 258	7
87 ex. 8733	Engineering, accounting, research, management, and related services (except noncommercial research organizations) -----	312 993	56 270	23 102	6
871	Engineering, architectural, and surveying services -----	471 948	64 750	27 298	7
8711	Engineering services -----	631 180	67 473	28 938	9
8712	Architectural services -----	443 253	71 858	29 478	6
8713	Surveying services -----	142 205	36 769	14 287	4
872	Accounting, auditing, and bookkeeping services -----	210 242	51 958	19 652	4
873 ex. 8733	Research, development, and testing services (except noncommercial research organizations) -----	428 733	35 580	16 657	12
8731	Commercial physical and biological research -----	514 077	37 335	24 911	14
8732	Commercial economic, sociological, and educational research -----	367 000	22 442	7 194	16
8734	Testing laboratories -----	426 733	48 128	20 992	9
874	Management and public relations services -----	340 253	59 094	25 131	6
8741	Management services -----	487 718	59 676	27 314	8
8742	Management consulting services -----	277 442	50 648	22 352	5
8743	Public relations services -----	(D)	(D)	(D)	(D)
8744	Facilities support management services -----	(D)	(D)	(D)	(D)
8748	Business consulting services, n.e.c. -----	116 558	72 155	25 881	2
89	Services, n.e.c. -----	235 140	63 824	24 524	4

¹Based on number of employees for pay period including March 12.

Table 2b. Selected Ratios for Firms Exempt From Federal Income Tax for the State: 1992

[Includes only establishments with payroll. For meaning of abbreviations and symbols, see introductory text. For explanation of terms and comparability of 1987 and 1992 censuses, see appendix A]

SIC code	Kind of business or operation	Revenue		Expenses		Annual payroll per employee ¹ (dollars)	Employees per establishment ¹ (number)
		Per establishment (dollars)	Per employee ¹ (dollars)	Per establishment (dollars)	Per employee ¹ (dollars)		
	Total	1 536 718	45 725	1 460 060	43 444	18 724	34
7032, 704	Camps and membership lodging	172 387	53 980	158 000	49 475	10 101	3
792, 7991 pt., 7997, 7999 pt., 84	Selected amusement, recreation, and related services	390 780	31 588	375 485	30 352	10 892	12
8011 pt.; 8021 pt.; 805, 6, 8, 9	Selected health services	10 021 945	51 878	9 563 638	49 506	21 766	193
8011 pt., 8021 pt., 805	Clinics of doctors of medicine and dentists	644 143	51 239	607 905	48 356	22 129	13
	Nursing and personal care facilities	1 036 844	26 271	970 800	24 598	11 082	39
806	Hospitals	28 398 026	54 128	27 144 731	51 740	22 635	525
8062	General medical and surgical hospitals	28 007 877	54 718	26 674 041	52 112	22 637	512
8063, 9	Specialty hospitals	34 094 200	47 939	34 016 800	47 830	22 608	711
808, 9	Other health services	878 308	32 810	810 044	30 260	14 927	27
8111 pt.	Legal aid societies and similar legal services	271 000	39 915	287 000	42 271	22 705	7
823, 4, 9	Selected educational services	158 396	39 806	154 375	38 796	15 204	4
83	Social services	453 325	25 697	417 022	23 639	10 568	18
835	Child day care services	133 102	14 919	129 813	14 550	7 918	9
832, 3, 6, 9	Other social services	518 386	26 703	475 376	24 488	10 816	19
832	Individual and family social services	412 795	23 836	397 193	22 935	10 563	17
833	Job training and vocational rehabilitation services	684 845	17 329	671 197	16 983	8 353	40
836	Residential care	498 720	32 158	450 737	29 064	14 705	16
839	Social services, n.e.c.	737 947	43 566	603 184	35 610	11 450	17
861, 2, 4, 9	Selected membership organizations	207 337	42 486	193 739	39 700	13 125	5
861	Business associations	201 205	69 777	186 589	64 708	20 836	3
864	Civic, social, and fraternal associations	198 171	31 652	179 019	28 593	9 315	6
862, 9	Other membership organizations	227 476	55 774	224 021	54 927	18 816	4
873, 4 ex. 8744	Research, testing, and consulting services, except facilities support management services	1 165 657	105 149	1 153 657	104 067	25 825	11
873	Research, development, and testing services	1 302 478	113 045	1 286 696	111 675	30 649	12
874 ex. 8744	Management and public relations services, except facilities support management services	903 417	88 138	898 667	87 675	15 431	10

¹Based on number of employees for pay period including March 12.

Table 3a. Comparative Statistics for Firms Subject to Federal Income Tax for the State: 1992 and 1987

[Includes only establishments with payroll. For meaning of abbreviations and symbols, see introductory text. For explanation of terms and comparability of 1987 and 1992 censuses, see appendix A]

SIC code	Kind of business or operation	Establishments		Receipts			Annual payroll			Paid employees for pay period including March 12	
		1992 (number)	1987 (number)	1992 (\$1,000)	1987 (\$1,000)	Percent change 1987 to 1992	1992 (\$1,000)	1987 (\$1,000)	Percent change 1987 to 1992	1992 (number)	1987 (number)
	Total	14 021	12 437	6 006 796	3 703 250	62.2	2 249 575	1 365 908	64.7	133 455	93 960
70 ex. 704	Hotels, rooming houses, camps, and other lodging places (except membership lodging)	540	497	299 082	237 812	25.8	76 892	59 528	29.2	8 784	8 293
7011	Hotels and motels	492	453	283 299	225 335	25.7	73 614	56 756	29.7	8 528	7 962
7011 pt.	Hotels	124	121	136 946	97 624	40.3	39 414	27 848	41.5	4 251	3 756
7011 pt.	Hotels, 25 guestrooms or more	102	95	133 643	95 407	40.1	38 662	27 503	40.6	4 123	3 702
7011 pt.	Hotels, less than 25 guestrooms	22	26	3 303	2 217	49.0	752	345	118.0	128	54
7011 pt.	Motels, motor hotels, and tourist courts	368	332	146 353	127 711	14.6	34 200	28 908	18.3	4 277	4 206
7011 pt.	Motels, tourist courts	343	303	127 190	113 081	12.5	29 124	24 966	16.7	3 649	3 608
7011 pt.	Motor hotels	25	29	19 163	14 630	31.0	5 076	3 942	28.8	628	598
702, 3	Other lodging places	48	44	15 783	12 477	26.5	3 278	2 772	18.3	256	331
702	Rooming and boarding houses	5	8	1 181	914	29.2	297	297	-	33	34
703	Camps and recreational vehicle parks	43	36	14 602	11 791	23.8	2 981	2 593	15.0	223	307

Table 3a. Comparative Statistics for Firms Subject to Federal Income Tax for the State: 1992 and 1987 — Con.

[Includes only establishments with payroll. For meaning of abbreviations and symbols, see introductory text. For explanation of terms and comparability of 1987 and 1992 censuses, see appendix A]

SIC code	Kind of business or operation	Establishments		Receipts			Annual payroll			Paid employees for pay period including March 12	
		1992 (number)	1987 (number)	1992 (\$1,000)	1987 (\$1,000)	Percent change 1987 to 1992	1992 (\$1,000)	1987 (\$1,000)	Percent change 1987 to 1992	1992 (number)	1987 (number)
72	Personal services -----	1 559	1 526	305 551	226 598	34.8	97 738	75 936	28.7	8 939	7 870
721	Laundry, cleaning, and garment services ----	459	409	120 731	91 177	32.4	42 508	32 397	31.2	3 742	3 350
7211	Power laundries, family and commercial* ----	9	19	2 769	13 633	-23.8	1 203	11 478	-18.6	115	1202
7213	Laundry supply* ----	10	15	11 185	7 166	56.1	3 824	2 848	34.3	282	290
7215	Coin-operated laundries and drycleaning ----	98	96	8 595	7 601	13.1	1 968	1 577	24.8	296	260
7216	Drycleaning plants, except rug cleaning* ----	230	179	45 053	29 415	53.2	18 368	11 797	55.7	1 843	1 392
7217	Carpet and upholstery cleaning ----	51	39	5 638	4 367	29.1	1 470	1 489	-1.3	170	146
7218	Industrial laundries* ----	26	24	44 927	36 361	23.6	15 083	12 408	21.6	967	919
7212, 9	Other laundry, cleaning, and garment services* ----	35	37	2 564	1 920	33.5	592	479	23.6	69	102
722	Photographic studios, portrait -----	104	83	19 940	12 314	61.9	4 497	3 005	49.7	438	389
723, 4	Beauty and barber shops -----	543	626	45 512	34 926	30.3	18 526	15 339	20.8	1 834	1 846
723	Beauty shops -----	504	564	42 920	31 537	36.1	17 545	13 728	27.8	1 750	1 702
724	Barber shops -----	39	62	2 592	3 389	-23.5	981	1 611	-39.1	84	144
725	Shoe repair shops and shoeshine parlors ----	27	20	2 023	1 315	53.8	321	234	37.2	42	44
726	Funeral service and crematories -----	215	201	88 324	70 345	25.6	23 825	19 876	19.9	1 410	1 231
729	Miscellaneous personal services -----	211	187	29 021	16 521	75.7	8 061	5 085	58.5	1 473	1 010
7291	Tax return preparation services -----	115	84	12 981	6 587	97.1	3 727	2 024	84.1	873	476
7299	Miscellaneous personal services, n.e.c. ----	96	103	16 040	9 934	61.5	4 334	3 061	41.6	600	534
73	Business services -----	1 898	1 471	1 138 076	481 794	136.2	462 778	189 861	143.7	40 732	18 214
731	Advertising -----	110	91	52 559	(D)	(D)	15 481	(D)	(D)	641	FF
7311	Advertising agencies -----	79	70	40 357	24 983	61.5	12 946	10 161	27.4	490	533
7312	Outdoor advertising services -----	18	15	10 005	7 231	38.4	1 857	1 635	13.6	106	93
7313	Radio, television, publishers' advertising representatives -----	7	3	1 337	(D)	(D)	418	(D)	(D)	35	BB
7319	Advertising, n.e.c. -----	6	3	860	(D)	(D)	260	(D)	(D)	10	AA
732	Consumer credit reporting agencies, mercantile reporting agencies, and adjustment and collection agencies -----	87	75	28 539	24 041	18.7	9 702	6 811	42.4	596	570
7322	Adjustment and collection services -----	72	57	21 948	17 700	24.0	7 822	4 774	63.8	468	425
7323	Credit reporting services -----	15	18	6 591	6 341	3.9	1 880	2 037	-7.7	128	145
733	Mailing, reproduction, commercial art and photography, and stenographic services -----	103	96	32 540	(D)	(D)	7 576	(D)	(D)	566	FF
7331	Direct mail advertising services -----	12	18	13 589	10 104	34.5	2 370	2 734	-13.3	187	247
7334	Photocopying and duplicating services -----	22	21	8 987	5 352	67.9	2 712	1 424	90.4	237	108
7335, 6	Commercial photography, art, and graphics -----	41	30	7 346	5 356	37.2	1 688	1 287	31.2	75	82
7335	Commercial photography -----	16	10	2 438	1 507	61.8	519	401	29.4	19	23
7336	Commercial art and graphic design -----	25	20	4 908	3 849	27.5	1 169	886	31.9	56	59
7338	Secretarial and court reporting services ----	28	27	2 618	(D)	(D)	806	(D)	(D)	67	BB
734	Services to dwellings and other buildings ----	482	375	104 959	62 989	66.6	45 598	30 349	50.2	5 007	3 997
7342	Disinfecting and pest control services ----	159	133	46 889	29 563	58.6	17 092	12 107	41.2	1 006	845
7349	Building cleaning and maintenance services, n.e.c. -----	323	242	58 070	33 426	73.7	28 506	18 242	56.3	4 001	3 152
735	Miscellaneous equipment rental and leasing -	267	229	153 055	64 231	138.3	28 183	15 209	85.3	1 482	1 167
7352	Medical equipment rental and leasing ----	66	54	33 845	14 786	128.9	7 149	3 324	115.1	360	253
7353	Heavy construction equipment rental and leasing -----	16	31	4 847	14 062	19.3	1 410	1 024	37.7	69	180
7359	Equipment rental and leasing, n.e.c. -----	185	144	114 363	43 607	162.3	19 624	10 597	85.2	1 053	815
736	Personnel supply services -----	199	104	274 653	59 626	360.6	202 672	40 788	396.9	24 693	5 754
7361	Employment agencies -----	42	41	5 562	5 407	2.9	2 427	2 535	-4.3	158	268
7363	Help supply services -----	157	63	269 091	54 219	396.3	200 245	38 253	423.5	24 535	5 486
737	Computer programming, data processing, and other computer related services -----	227	131	274 207	103 094	166.0	96 499	37 618	156.5	2 919	1 582
7371, 2, 3	Computer programming, prepackaged software, and integrated systems -----	119	44	53 348	13 257	302.4	20 344	5 499	270.0	642	256
7371	Computer programming services -----	84	29	32 916	11 317	190.9	12 725	4 360	191.9	381	183
7372	Prepackaged software -----	15	5	6 538	1 028	536.0	3 587	303	1 083.8	152	24
7373	Computer integrated systems -----	20	10	13 894	3 876	258.5	4 032	1 231	227.5	109	71
7374, 5, 6	Data processing services -----	60	64	207 835	81 057	156.4	71 975	29 660	142.7	2 144	1 230
7374, 5	Computer processing, information retrieval -----	44	58	(D)	(D)	(D)	(D)	(D)	(D)	GG	FF
7376	Computer facilities management services -----	16	6	(D)	(D)	(D)	(D)	(D)	(D)	EE	EE
7377, 8, 9	Computer rental and leasing, maintenance, and related services, n.e.c. -----	48	23	13 024	8 780	48.3	4 180	2 459	70.0	133	96
7377	Computer rental and leasing -----	1	2	(D)	(D)	(D)	(D)	(D)	(D)	AA	AA
7378	Computer maintenance and repair -----	28	12	7 909	6 141	28.8	2 448	1 259	94.4	97	62
7379	Computer related services, n.e.c. -----	19	9	(D)	(D)	(D)	(D)	(D)	(D)	BB	BB
738	Miscellaneous business services -----	423	370	217 564	112 152	94.0	57 067	40 952	39.4	4 828	3 989
7381, 2	Detective agencies and protective services -----	92	77	52 718	31 136	69.3	31 891	17 656	80.6	2 901	2 030
7381	Detective, guard, and armored car services -----	74	65	40 422	24 102	67.7	27 951	15 379	81.7	2 676	1 878
7382	Security systems services -----	18	12	12 296	7 034	74.8	3 940	2 277	73.0	225	152
7383	News syndicates -----	2	2	(D)	(D)	(D)	(D)	(D)	(D)	AA	BB
7384	Photofinishing laboratories* -----	43	51	7 645	(D)	(D)	1 778	(D)	(D)	164	EE
7389	Business services, n.e.c. -----	286	240	(D)	64 260	(D)	(D)	18 484	(D)	GG	1 638
7389 pt.	Sign painting shops -----	16	20	(D)	1 989	(D)	(D)	652	(D)	BB	52
7389 pt.	Interior designing -----	26	21	6 577	3 190	106.2	777	825	-5.8	55	54
7389 pt.	Telephone answering services -----	23	25	3 677	2 609	40.9	1 749	1 286	36.0	177	156
7389 pt.	Other business services -----	221	174	143 310	56 472	153.8	19 628	15 721	24.9	1 478	1 376

Table 3a. Comparative Statistics for Firms Subject to Federal Income Tax for the State: 1992 and 1987 — Con.

[Includes only establishments with payroll. For meaning of abbreviations and symbols, see introductory text. For explanation of terms and comparability of 1987 and 1992 censuses, see appendix A]

SIC code	Kind of business or operation	Establishments		Receipts			Annual payroll			Paid employees for pay period including March 12	
		1992 (number)	1987 (number)	1992 (\$1,000)	1987 (\$1,000)	Percent change 1987 to 1992	1992 (\$1,000)	1987 (\$1,000)	Percent change 1987 to 1992	1992 (number)	1987 (number)
75	Automotive repair, services, and parking ----	1 565	1 385	452 419	333 954	35.5	91 950	71 886	27.9	6 088	5 372
751	Automotive rental and leasing, without drivers -----	82	81	104 735	(D)	(D)	15 074	(D)	(D)	817	FF
7513	Truck rental and leasing, without drivers ----	39	39	71 654	75 789	-5.5	9 094	12 318	-26.2	423	669
7514, 5	Passenger car rental and leasing -----	41	38	(D)	(D)	(D)	(D)	(D)	(D)	EE	EE
7519	Utility trailer and recreational vehicle rental -----	2	4	(D)	(D)	(D)	(D)	(D)	(D)	AA	BB
752	Automobile parking -----	69	78	6 088	5 517	10.3	1 010	617	63.7	128	123
753	Automotive repair shops -----	1 250	1 108	310 195	(D)	(D)	66 220	(D)	(D)	4 195	HH
7532	Top, body, and upholstery repair shops and paint shops -----	351	294	84 212	(D)	(D)	20 485	(D)	(D)	1 239	FF
7532 pt.	Top and body repair shops -----	332	279	80 680	48 291	67.1	19 700	12 642	55.8	1 194	873
7532 pt.	Paint shops -----	19	15	3 532	(D)	(D)	785	(D)	(D)	45	BB
7538	General automotive repair shops -----	596	524	134 909	91 627	47.2	27 556	21 558	27.8	1 865	1 697
7538 pt.	General automotive repair shops, except diesel -----	515	464	107 243	75 232	42.5	21 418	17 321	23.7	1 492	1 426
7538 pt.	Diesel repair shops -----	81	60	27 666	16 395	68.7	6 138	4 237	44.9	373	271
7533, 4, 6, 7, 9	Other automotive repair shops -----	303	290	91 074	70 168	29.8	18 179	14 748	23.3	1 091	1 035
7533	Automotive exhaust system repair shops -----	55	52	9 740	7 512	29.7	2 127	1 999	6.4	164	138
7534	Tire retreading and repair shops -----	26	27	33 366	27 868	19.7	4 097	3 657	12.0	214	213
7536	Automotive glass replacement shops ----	50	30	12 762	7 851	62.6	2 767	1 864	48.4	155	116
7537	Automotive transmission repair shops ----	60	72	12 245	10 600	15.5	3 433	3 002	14.4	197	202
7539	Automotive repair shops, n.e.c. -----	112	109	22 961	16 337	40.5	5 755	4 226	36.2	361	366
7539 pt.	Radiator repair -----	25	28	3 844	3 644	5.5	973	912	6.7	55	68
7539 pt.	Brake, front end, and wheel alignment -----	34	33	9 115	4 827	88.8	2 537	1 384	83.3	136	113
7539 pt.	Automotive electrical and fuel system services -----	44	37	8 530	6 202	37.5	1 864	1 524	22.3	139	151
7539 pt.	Other automotive repair shops, n.e.c. ----	9	11	1 472	1 664	-11.5	381	406	-6.2	31	34
754	Automotive services, except repair -----	164	118	31 401	16 663	88.4	9 646	5 230	84.4	948	629
7542	Carwashes -----	88	71	18 819	10 115	86.1	6 072	3 311	83.4	663	431
7549	Automotive services, except repair and carwashes -----	76	47	12 582	6 548	92.2	3 574	1 919	86.2	285	198
76	Miscellaneous repair services -----	658	631	183 188	107 852	69.9	52 507	27 872	88.4	2 933	2 161
762	Electrical repair shops -----	192	187	57 677	30 264	90.6	18 813	7 502	150.8	1 120	626
7622	Radio and television repair shops -----	71	77	17 307	12 495	38.5	5 919	3 379	75.2	280	262
7623, 9	Other electrical and electronic repair shops -----	121	110	40 370	17 769	127.2	12 894	4 123	212.7	840	364
7623	Refrigeration and air-conditioning service and repair shops -----	38	38	10 964	6 905	58.8	2 662	1 469	81.2	145	129
7629	Electrical and electronic repair shops, n.e.c. -----	83	72	29 406	10 864	170.7	10 232	2 654	285.5	695	235
763	Watch, clock, and jewelry repair -----	7	8	634	420	51.0	105	76	38.2	13	9
764	Reupholstery and furniture repair -----	52	55	5 029	4 115	22.2	1 421	1 284	10.7	126	137
769	Miscellaneous repair and related services ----	407	381	119 848	73 053	64.1	32 168	19 010	69.2	1 674	1 389
7692	Welding repair -----	58	79	10 636	8 186	29.9	2 521	2 183	15.5	193	208
7694	Armature rewinding shops -----	44	43	24 289	16 563	46.6	7 063	4 338	62.8	304	247
7699	Repair shops and related services, n.e.c. ----	305	259	84 923	48 304	75.8	22 584	12 489	80.8	1 177	934
78, 79, 84	Amusement and recreation services, including motion pictures and museums ---	949	762	289 965	196 266	47.7	57 415	41 496	38.4	7 030	5 149
781, 2	Motion picture production, distribution, and services -----	31	22	31 248	26 765	16.7	3 499	2 852	22.7	170	142
783	Motion picture theaters -----	68	70	32 473	17 626	84.2	4 783	2 783	71.9	624	486
7832	Motion picture theaters, except drive-in ----	64	60	(D)	17 003	(D)	(D)	2 677	(D)	FF	456
7833	Drive-in motion picture theaters -----	4	10	(D)	623	(D)	(D)	106	(D)	AA	30
784	Video tape rental -----	271	179	41 096	19 692	108.7	8 728	4 324	101.9	1 202	680
792	Theatrical producers (except motion picture), bands, orchestras, and entertainers -----	29	18	8 011	2 466	224.9	2 023	810	149.8	125	68
7922	Theatrical producers (except motion picture) and miscellaneous theatrical services -----	16	7	5 505	(D)	(D)	1 368	(D)	(D)	69	BB
7929	Bands, orchestras, actors, and other entertainers and entertainment groups ----	13	11	2 506	(D)	(D)	655	(D)	(D)	56	BB
793	Bowling centers -----	49	44	15 022	10 354	45.1	4 062	2 314	75.5	556	373
79 ex. 792, 3, 84	Commercial sports and other amusement and recreation services, including museums ----	501	429	162 115	119 363	35.8	34 320	28 413	20.8	4 353	3 400
794	Commercial sports -----	45	29	73 325	51 597	42.1	11 868	9 147	29.7	1 631	1 166
7941	Professional sports clubs, managers, promoters -----	4	2	1 835	(D)	(D)	432	(D)	(D)	20	AA
7948	Racing, including track operation -----	41	27	71 490	(D)	(D)	11 436	(D)	(D)	1 611	GG
79 ex. 792, 3, 4, 84	Other amusement and recreation services, including museums -----	456	400	88 790	67 766	31.0	22 452	19 266	16.5	2 722	2 234
791	Dance studios, schools, and halls -----	33	23	2 933	1 545	89.8	1 024	535	91.4	157	107
7991	Physical fitness facilities -----	75	66	12 757	6 742	89.2	3 568	1 830	95.0	686	347
7992	Public golf courses -----	13	11	2 748	(D)	(D)	621	(D)	(D)	62	BB
7993	Coin-operated amusement devices -----	47	51	11 138	11 826	-5.8	2 045	2 056	-5	177	184
7996	Amusement parks -----	5	7	(D)	(D)	(D)	(D)	(D)	(D)	BB	BB
7997	Membership sports and recreation clubs -----	93	95	25 260	23 677	6.7	8 067	7 979	1.1	785	848
7999, 84	Amusement and recreation services, including museums, n.e.c. -----	190	147	(D)	(D)	(D)	(D)	(D)	(D)	FF	FF

Table 3a. Comparative Statistics for Firms Subject to Federal Income Tax for the State: 1992 and 1987 — Con.

[Includes only establishments with payroll. For meaning of abbreviations and symbols, see introductory text. For explanation of terms and comparability of 1987 and 1992 censuses, see appendix A]

SIC code	Kind of business or operation	Establishments		Receipts			Annual payroll			Paid employees for pay period including March 12	
		1992 (number)	1987 (number)	1992 (\$1,000)	1987 (\$1,000)	Percent change 1987 to 1992	1992 (\$1,000)	1987 (\$1,000)	Percent change 1987 to 1992	1992 (number)	1987 (number)
80	Health services	3 564	3 302	2 436 511	1 515 527	60.8	1 064 235	659 975	61.3	42 685	32 916
801	Offices and clinics of doctors of medicine ---	1 664	1 591	1 184 434	805 455	47.1	610 530	404 598	50.9	12 851	10 439
8011 pt.	Offices of doctors of medicine	1 618	1 542	1 070 213	723 438	47.9	566 225	374 515	51.2	11 559	9 337
8011 pt.	General medical clinics	46	49	114 221	82 017	39.3	44 305	30 083	47.3	1 292	1 102
802	Offices and clinics of dentists	822	796	226 609	151 193	49.9	76 810	50 246	52.9	3 787	3 241
803	Offices and clinics of doctors of osteopathy --	26	16	7 486	2 760	171.2	2 847	1 014	180.8	111	62
804	Offices and clinics of other health practitioners	615	470	141 367	81 173	74.2	46 030	23 812	93.3	2 382	1 530
8041	Offices and clinics of chiropractors	237	178	39 365	24 494	60.7	10 847	6 649	63.1	641	514
8042	Offices and clinics of optometrists	202	185	56 672	36 746	54.2	14 930	9 095	64.2	916	666
8043	Offices and clinics of podiatrists	20	29	5 017	4 804	4.4	1 868	1 315	42.1	71	79
8049	Offices and clinics of health practitioners, n.e.c.	156	78	40 313	15 129	166.5	18 385	6 753	172.2	754	271
805	Nursing and personal care facilities	196	204	343 544	214 051	60.5	160 808	96 944	65.9	15 207	12 273
8051	Skilled nursing care facilities	176	161	318 950	180 173	77.0	149 071	81 419	83.1	14 058	10 391
8052	Intermediate care facilities	14	24	20 895	17 328	20.6	10 270	7 909	29.9	972	998
8059	Nursing and personal care facilities, n.e.c. -	6	19	3 699	7 885	-53.1	1 467	3 615	-59.4	177	587
806	Hospitals	24	23	386 849	190 276	103.3	117 815	57 388	105.3	5 626	3 544
807, 8, 9	Other health services	217	202	146 222	70 619	107.1	49 395	25 973	90.2	2 721	1 827
807	Medical and dental laboratories	87	87	57 835	27 469	110.5	18 745	10 509	78.4	779	559
8071	Medical laboratories	44	39	44 102	17 975	145.4	13 575	6 285	116.0	504	268
8072	Dental laboratories	43	48	13 733	9 494	44.6	5 170	4 224	22.4	275	291
808	Home health care services	48	33	46 366	9 946	366.2	16 610	4 244	291.4	1 342	600
809	Miscellaneous health and allied services, n.e.c.	82	82	42 021	33 204	26.6	14 040	11 220	25.1	600	668
8092	Kidney dialysis centers	17	7	13 841	5 504	151.5	3 911	1 073	264.5	158	71
8093	Specialty outpatient facilities, n.e.c.	39	36	16 864	15 504	8.8	7 742	6 360	21.7	264	253
8099	Health and allied services, n.e.c.	26	39	11 316	10 670	6.1	2 387	3 395	-29.7	178	311
81	Legal services	1 179	1 035	362 839	241 109	50.5	125 961	86 407	45.8	4 367	3 682
823, 4, 9	Selected educational services	62	43	12 429	12 132	2.4	4 469	4 173	7.1	281	595
823	Libraries	—	—	—	—	—	—	—	—	—	—
824	Vocational schools	18	15	7 595	8 487	-10.5	2 762	2 874	-3.9	135	504
829	Schools and educational services, n.e.c.	44	28	4 834	3 645	32.6	1 707	1 299	31.4	146	91
83	Social services	562	402	66 379	36 326	82.7	26 980	14 756	82.8	3 463	2 337
835	Child day care services	425	321	34 692	20 717	67.5	15 756	9 179	71.7	2 466	1 707
832, 3, 6, 9	Other social services	137	81	31 687	15 609	103.0	11 224	5 577	101.3	997	630
87 ex. 8733	Engineering, accounting, research, management, and related services (except noncommercial research organizations)	1 428	1 287	446 954	305 411	46.3	183 500	130 849	40.2	7 943	7 144
871	Engineering, architectural, and surveying services	367	360	173 205	111 462	55.4	73 022	51 589	41.5	2 675	2 330
8711	Engineering services	189	171	119 293	70 967	68.1	51 162	34 153	49.8	1 768	1 421
8712	Architectural services	95	91	42 109	30 718	37.1	17 274	13 081	32.1	586	571
8713	Surveying services	83	98	11 803	9 777	20.7	4 586	4 355	5.3	321	338
872	Accounting, auditing, and bookkeeping services	712	639	149 692	125 792	19.0	56 617	49 274	14.9	2 881	3 231
873 ex. 8733	Research, development, and testing services (except noncommercial research organizations)	60	51	25 724	12 731	102.1	12 043	5 758	109.2	723	358
8731	Commercial physical and biological research	13	7	6 683	2 647	152.5	4 459	1 576	182.9	179	91
8732	Commercial economic, sociological, and educational research	17	23	6 239	3 069	103.3	2 000	1 291	54.9	278	100
8734	Testing laboratories	30	21	12 802	7 015	82.5	5 584	2 891	93.2	266	167
874	Management and public relations services ---	289	237	98 333	55 426	77.4	41 818	24 228	72.6	1 664	1 225
8741	Management services	110	80	53 649	30 108	78.2	24 555	15 507	58.3	899	659
8742	Management consulting services	113	97	31 351	20 210	55.1	13 836	6 826	102.7	619	404
8743	Public relations services	13	(D)	(D)	1 295	(D)	(D)	371	(D)	BB	55
8744	Facilities support management services ---	1	2	(D)	(D)	(D)	(D)	(D)	(D)	BB	BB
8748	Business consulting services, n.e.c.	52	38	6 061	(D)	(D)	2 174	(D)	(D)	84	BB
89	Services, n.e.c.	57	96	13 403	8 469	58.3	5 150	3 169	62.5	210	227

Table 3b. Comparative Statistics for Firms Exempt From Federal Income Tax for the State: 1992 and 1987

[Includes only establishments with payroll. For meaning of abbreviations and symbols, see introductory text. For explanation of terms and comparability of 1987 and 1992 censuses, see appendix A]

SIC code	Kind of business or operation	Establishments		Expenses			Annual payroll			Paid employees for pay period including March 12	
		1992 (number)	1987 (number)	1992 (\$1,000)	1987 (\$1,000)	Percent change 1987 to 1992	1992 (\$1,000)	1987 (\$1,000)	Percent change 1987 to 1992	1992 (number)	1987 (number)
	Total -----	1 917	1 579	2 798 935	1 667 717	67.8	1 206 306	751 456	60.5	64 426	53 997
7032, 704	Camps and membership lodging -----	31	30	4 898	(D)	(D)	1 000	(D)	(D)	99	CC
792, 7991 pt., 7997, 7999 pt., 84	Selected amusement, recreation, and related services -----	132	106	49 564	(D)	(D)	17 787	(D)	(D)	1 633	GG
792	Theatrical producers (except motion picture), bands, orchestras, and entertainers -----	17	12	6 022	(D)	(D)	1 996	(D)	(D)	135	CC
7991 pt., 7997	Gymnasiums, athletic clubs, and membership sports and recreation clubs -----	87	75	34 124	25 963	31.4	13 397	9 935	34.8	1 135	937
7999 pt. 84	Fairs -----	7	6	7 117	3 973	79.1	1 490	791	88.4	262	174
	Museums, art galleries, and botanical and zoological gardens -----	21	13	2 301	(D)	(D)	904	(D)	(D)	101	BB
8011 pt.; 8021 pt.; 805, 6, 8, 9	Selected health services -----	235	176	2 247 455	1 330 891	68.9	988 138	609 300	62.2	45 398	37 899
8011 pt., 8021 pt. 805	Clinics of doctors of medicine and dentists -----	21	25	12 766	6 088	109.7	5 842	2 926	99.7	264	177
806	Nursing and personal care facilities -----	45	20	43 686	17 640	147.7	19 682	9 696	103.0	1 776	1 063
	Hospitals -----	78	83	2 117 289	1 282 105	65.1	926 252	583 726	58.7	40 922	35 765
808, 9	Other health services -----	91	48	73 714	25 058	194.2	36 362	12 952	180.7	2 436	894
808	Home health care services -----	24	8	29 928	4 495	565.8	15 711	2 563	513.0	1 432	307
809	Miscellaneous health and allied services, n.e.c. -----	67	40	43 786	20 563	112.9	20 651	10 389	98.8	1 004	587
8111 pt.	Legal aid societies and similar legal services -----	19	18	5 453	(D)	(D)	2 929	(D)	(D)	129	CC
823, 4, 9	Selected educational services -----	48	29	7 410	1 496	395.3	2 904	638	355.2	191	79
83	Social services -----	758	588	316 103	181 848	73.8	141 319	88 724	59.3	13 372	11 346
835	Child day care services -----	128	127	16 616	16 203	2.5	9 042	9 632	-6.1	1 142	1 346
832, 3, 6, 9	Other social services -----	630	461	299 487	165 645	80.8	132 277	79 092	67.2	12 230	10 000
861, 2, 4, 9	Selected membership organizations -----	659	610	127 674	80 280	59.0	42 209	29 907	41.1	3 216	2 887
861	Business associations -----	146	127	27 242	18 297	48.9	8 772	5 881	49.2	421	379
864	Civic, social, and fraternal associations -----	322	311	57 644	34 645	66.4	18 779	13 041	44.0	2 016	1 807
862, 9	Other membership organizations -----	191	172	42 788	27 338	56.5	14 658	10 985	33.4	779	701
873, 4 ex. 8744	Research, testing, and consulting services, except facilities support management services -----	35	22	40 378	(D)	(D)	10 020	(D)	(D)	388	CC
873	Research, development, and testing services -----	23	18	29 594	(D)	(D)	8 122	(D)	(D)	265	CC
8731	Commercial physical and biological research -----	-	-	-	-	-	-	-	-	-	-
8732	Commercial economic, sociological, and educational research -----	3	1	(D)	(D)	(D)	(D)	(D)	(D)	AA	AA
8733	Noncommercial research organizations -----	18	14	28 608	(D)	(D)	7 868	(D)	(D)	254	CC
8734	Testing laboratories -----	2	3	(D)	(D)	(D)	(D)	(D)	(D)	AA	AA
874 ex. 8744	Management and public relations services, except facilities support management services -----	12	4	10 784	(D)	(D)	1 898	(D)	(D)	123	AA

Places With 2,500 Inhabitants or More: 1992 —Con.

appendix A. For information on geographic areas followed by ▲, see appendix F]

Selected kind-of-business or operation groups —Con.														
Miscellaneous repair services (SIC 76)		Amusement and recreation services, including motion pictures and museums (SIC 78, 79, 84)		Health services (SIC 80)		Legal services (SIC 81)		Selected educational services (SIC 823, 4, 9)		Social services (SIC 83)		Engineering, accounting, research, management, and related services (except noncommercial research organizations) (SIC 87 ex. 8733)		
Number	Receipts (\$1,000)	Number	Receipts (\$1,000)	Number	Receipts (\$1,000)	Number	Receipts (\$1,000)	Number	Receipts (\$1,000)	Number	Receipts (\$1,000)	Number	Receipts (\$1,000)	
2	(D)	4	471	11	4 015	3	174	—	—	1	(D)	3	192	1
—	—	3	(D)	10	(D)	3	174	—	—	1	(D)	2	(D)	2
2	(D)	1	(D)	1	(D)	—	—	—	—	—	—	1	(D)	3
12	(D)	9	1 542	44	18 790	9	2 169	—	—	7	(D)	16	2 229	4
8	1 133	7	(D)	44	18 790	9	2 169	—	—	6	(D)	14	(D)	5
4	(D)	2	(D)	—	—	—	—	—	—	1	(D)	2	(D)	6
5	(D)	5	1 058	34	31 557	5	791	—	—	11	562	6	670	7
2	(D)	4	(D)	33	(D)	5	791	—	—	9	(D)	5	(D)	8
3	(D)	1	(D)	1	(D)	—	—	—	—	2	(D)	1	(D)	9
7	669	8	1 108	26	7 272	11	1 057	—	—	6	571	6	(D)	10
1	(D)	6	(D)	23	(D)	11	1 057	—	—	5	(D)	4	408	11
6	(D)	2	(D)	3	(D)	—	—	—	—	1	(D)	2	(D)	12
3	412	6	459	22	9 360	4	264	—	—	3	189	6	908	13
1	(D)	4	(D)	21	(D)	4	264	—	—	1	(D)	5	(D)	14
2	(D)	2	(D)	1	(D)	—	—	—	—	2	(D)	1	(D)	15
9	2 666	12	(D)	62	24 735	14	4 111	1	(D)	2	(D)	10	1 602	16
7	(D)	10	1 049	61	(D)	13	(D)	1	(D)	1	(D)	9	(D)	17
2	(D)	2	(D)	1	(D)	1	(D)	—	—	1	(D)	1	(D)	18
1	(D)	4	468	8	4 089	3	198	—	—	3	(D)	1	(D)	19
10	1 104	10	965	37	38 897	11	1 905	3	20	1	(D)	11	1 965	20
6	815	10	965	35	(D)	11	1 905	2	(D)	2	(D)	11	1 965	21
4	289	—	—	2	(D)	—	—	1	(D)	1	(D)	—	—	22
27	7 058	30	6 637	155	92 278	33	11 672	1	(D)	28	(D)	37	14 090	23
19	6 296	27	6 366	152	90 823	33	11 672	1	(D)	25	(D)	26	7 806	24
—	—	—	—	—	—	—	—	—	—	—	—	—	—	25
8	762	3	271	3	1 455	—	—	—	—	3	237	11	6 284	26
2	(D)	3	(D)	14	6 810	4	458	—	—	4	(D)	5	547	27
2	(D)	3	(D)	14	6 810	4	458	—	—	4	(D)	3	(D)	28
—	—	—	—	—	—	—	—	—	—	—	—	2	(D)	29
—	—	1	(D)	5	2 675	4	472	1	(D)	1	(D)	3	176	30
4	266	7	393	15	3 929	5	625	—	—	4	92	8	628	31
1	(D)	4	(D)	1	(D)	—	—	—	—	1	(D)	—	—	32
2	(D)	2	(D)	12	3 530	5	625	—	—	3	(D)	6	(D)	33
1	(D)	1	(D)	2	(D)	—	—	—	—	—	—	2	(D)	34
2	(D)	2	(D)	6	2 174	4	1 230	—	—	1	(D)	4	691	35
1	(D)	2	(D)	6	2 174	4	1 230	—	—	1	(D)	4	691	36
1	(D)	—	—	—	—	—	—	—	—	—	—	—	—	37
1	(D)	3	80	6	4 535	2	(D)	—	—	—	—	2	(D)	38
2	(D)	4	346	8	3 364	4	449	—	—	6	(D)	2	(D)	39
2	(D)	3	(D)	7	(D)	4	449	—	—	4	(D)	2	(D)	40
—	—	1	(D)	1	(D)	—	—	—	—	2	(D)	—	—	41
3	496	5	(D)	14	3 824	6	1 203	—	—	5	481	7	785	42
—	—	2	(D)	8	1 624	2	(D)	—	—	1	(D)	3	(D)	43
—	—	1	(D)	6	2 200	4	(D)	—	—	3	(D)	1	(D)	44
3	496	2	(D)	—	—	—	—	—	—	1	(D)	3	371	45
10	(D)	7	614	34	16 477	10	1 038	—	—	13	951	21	2 792	46
2	(D)	3	280	14	7 820	5	423	—	—	6	458	9	911	47
1	(D)	1	(D)	3	706	1	(D)	—	—	1	(D)	4	1 074	48
3	173	1	(D)	9	4 443	2	(D)	—	—	4	306	5	484	49
4	(D)	2	(D)	8	3 508	2	(D)	—	—	2	(D)	3	323	50
1	(D)	1	(D)	10	2 654	3	225	—	—	—	—	4	1 056	51
1	(D)	11	991	8	1 506	4	333	—	—	5	122	3	252	52
10	3 417	12	2 576	36	29 611	12	4 830	—	—	7	(D)	13	4 631	53
8	(D)	10	(D)	36	29 611	12	4 830	—	—	5	741	13	4 631	54
2	(D)	2	(D)	—	—	—	—	—	—	2	(D)	—	—	55
11	8 675	11	2 299	60	28 774	19	2 669	2	(D)	5	(D)	9	1 956	56
8	(D)	6	(D)	40	20 030	15	2 156	—	—	1	(D)	6	(D)	57
1	(D)	—	—	—	—	—	—	1	(D)	—	—	—	—	58
—	—	1	(D)	3	(D)	1	(D)	—	—	2	(D)	—	—	59
—	—	3	(D)	13	5 095	3	(D)	—	—	2	(D)	2	(D)	60
2	(D)	1	(D)	4	(D)	—	—	—	—	—	—	1	(D)	61
1	(D)	3	(D)	13	4 027	7	1 129	—	—	1	(D)	5	370	62
1	(D)	3	(D)	11	(D)	3	214	—	—	1	(D)	5	370	63
—	—	—	—	2	(D)	4	915	—	—	—	—	—	—	64
3	116	—	—	7	1 166	1	(D)	—	—	1	(D)	3	200	65
1	(D)	4	451	9	5 135	6	1 006	1	(D)	—	—	2	(D)	66
1	(D)	3	(D)	7	(D)	6	1 006	1	(D)	—	—	2	(D)	67
—	—	1	(D)	2	(D)	—	—	—	—	—	—	—	—	68
—	—	5	1 397	3	445	2	(D)	—	—	—	—	—	—	69
3	240	8	921	31	19 532	6	1 513	—	—	12	643	13	4 156	70
1	(D)	6	(D)	19	15 934	5	(D)	—	—	11	(D)	12	(D)	71
2	(D)	2	(D)	12	3 598	1	(D)	—	—	1	(D)	1	(D)	72
2	(D)	2	(D)	3	(D)	2	(D)	—	—	—	—	3	217	73
5	502	9	1 011	40	13 722	16	3 145	4	—	4	160	13	1 617	74
3	(D)	—	—	31	10 414	8	2 137	—	—	—	—	6	844	75
1	(D)	5	882	5	(D)	7	(D)	—	—	2	(D)	5	(D)	76
1	(D)	4	129	4	(D)	1	(D)	—	—	2	(D)	2	(D)	77
—	—	6	216	9	2 741	2	(D)	—	—	—	—	1	(D)	78
3	(D)	10	821	19	7 236	11	1 039	—	—	1	(D)	4	(D)	79
—	—	1	(D)	7	2 902	3	266	—	—	—	—	2	(D)	80
6	—	6	592	7	2 087	3	(D)	—	—	—	—	2	(D)	81
3	(D)	3	(D)	5	2 247	5	(D)	—	—	1	(D)	—	—	82

Table 4. Summary Statistics for Firms Subject to Federal Income Tax for Counties and for

[Includes only establishments with payroll. For meaning of abbreviations and symbols, see introductory text. For explanation of terms and comparability of 1987 and 1992 censuses, see

Geographic area	Establishments (number)	Receipts (\$1,000)	Annual payroll (\$1,000)	First-quarter payroll (\$1,000)	Paid employees for pay period including March 12 (number)	Selected kind-of-business or operation groups							
						Hotels, rooming houses, camps, and other lodging places (except membership lodging) (SIC 70 ex. 704)		Personal services (SIC 72)		Business services (SIC 73)		Automotive repair, services, and parking (SIC 75)	
						Number	Receipts (\$1,000)	Number	Receipts (\$1,000)	Number	Receipts (\$1,000)	Number	Receipts (\$1,000)
1 Polk County -----	79	15 953	4 026	1 019	333	3	(D)	9	1 169	9	3 180	12	1 056
2 Mena -----	70	15 076	3 787	946	288	3	(D)	9	1 169	7	(D)	8	808
3 Balance of county -----	9	877	239	73	45	-	-	-	-	2	(D)	4	248
4 Pope County -----	313	153 058	54 924	12 061	3 322	17	7 200	26	4 573	41	19 709	41	11 691
5 Atkins -----	10	3 015	1 140	276	105	-	-	2	(D)	1	(D)	-	-
6 Russellville -----	266	141 322	50 935	11 178	3 036	17	7 200	24	(D)	33	19 254	33	9 695
7 Balance of county -----	37	8 721	2 849	607	181	-	-	-	-	7	(D)	8	1 996
8 Prairie County -----	29	6 351	1 811	423	167	-	-	3	557	2	(D)	9	1 544
9 Pulaski County -----	3 534	2 126 836	867 744	191 112	42 426	61	77 891	334	80 665	644	585 925	338	146 554
10 Jacksonville -----	160	49 506	18 231	3 951	1 161	6	2 240	23	2 851	18	4 721	21	4 212
11 Little Rock -----	2 536	1 707 735	726 019	159 834	33 997	42	(D)	219	57 462	497	516 934	209	76 414
12 Maumelle -----	31	12 029	4 541	1 058	286	-	-	4	307	5	333	1	(D)
13 North Little Rock -----	587	255 818	91 768	19 832	5 183	10	12 355	67	17 723	77	55 576	70	26 210
14 Sherwood -----	95	36 391	12 795	3 224	760	-	-	12	1 224	20	3 977	12	(D)
15 Balance of county -----	125	65 357	14 390	3 213	1 039	3	(D)	9	1 098	27	4 384	25	(D)
16 Randolph County -----	54	18 787	6 895	1 679	668	1	(D)	5	(D)	6	(D)	9	2 167
17 Pochontas -----	44	15 531	5 931	1 445	576	1	(D)	5	(D)	5	(D)	5	(D)
18 Balance of county -----	10	3 256	964	234	92	-	-	-	-	1	(D)	4	(D)
19 St. Francis County -----	118	37 363	12 140	2 741	902	10	6 510	15	4 250	12	1 268	11	2 247
20 Forrest City -----	99	32 803	11 131	2 462	777	5	3 346	15	4 250	9	1 123	8	1 786
21 Balance of county -----	19	4 560	1 009	279	125	5	3 164	-	-	3	145	3	461
22 Saline County -----	254	81 151	30 152	7 306	1 888	8	(D)	32	3 676	30	5 029	32	8 389
23 Benton -----	179	52 850	21 140	5 271	1 362	6	(D)	27	3 418	16	2 847	24	5 338
24 Bryant -----	40	10 154	3 244	804	288	-	-	3	(D)	8	1 058	2	(D)
25 Balance of county -----	35	18 147	5 768	1 231	238	2	(D)	2	(D)	6	1 124	6	(D)
26 Scott County -----	25	3 220	901	209	78	2	(D)	4	544	3	(D)	2	(D)
27 Waldron -----	19	2 612	810	189	70	2	(D)	4	544	1	(D)	1	(D)
28 Balance of county -----	6	608	91	20	8	-	-	-	-	2	(D)	1	(D)
29 Searcy County -----	24	5 130	1 701	307	118	2	(D)	2	(D)	1	(D)	2	(D)
30 Sebastian County -----	831	492 763	186 920	41 025	15 010	20	(D)	95	19 104	132	78 600	91	41 280
31 Barling -----	16	7 200	1 374	339	91	-	-	1	(D)	3	(D)	4	(D)
32 Fort Smith -----	769	461 058	175 625	38 567	14 344	20	(D)	83	17 772	123	77 918	85	40 895
33 Greenwood -----	26	6 874	3 185	673	253	-	-	3	(D)	3	(D)	2	(D)
34 Balance of county -----	20	17 631	6 736	1 446	322	-	-	8	(D)	3	(D)	-	-
35 Sevier County -----	76	29 977	8 830	2 083	635	3	(D)	8	1 005	6	1 785	10	3 602
36 De Queen -----	59	27 500	8 138	1 930	584	3	(D)	5	967	3	(D)	6	3 144
37 Balance of county -----	17	2 477	692	153	51	-	-	3	38	3	(D)	4	458
38 Sharp County -----	60	16 442	3 576	852	285	2	(D)	9	1 206	9	(D)	8	1 500
39 Stone County -----	39	10 858	3 447	804	306	8	2 319	4	437	-	-	4	365
40 Union County -----	305	103 286	35 750	8 114	2 354	8	3 972	35	5 219	39	13 861	36	17 816
41 El Dorado -----	262	93 485	32 325	7 282	2 078	8	3 972	35	5 219	34	13 058	29	15 943
42 Balance of county -----	43	9 801	3 425	832	276	-	-	-	-	5	803	7	1 873
43 Van Buren County -----	47	9 787	2 786	535	221	3	503	5	548	3	(D)	8	1 037
44 Washington County -----	879	345 815	131 522	29 181	7 514	29	(D)	109	23 424	129	44 273	76	32 092
45 Fayetteville -----	504	211 437	82 384	17 972	4 190	13	14 275	62	11 045	64	20 691	26	11 527
46 Springdale (part) ▲ -----	290	112 796	41 183	8 909	2 804	12	(D)	35	(D)	47	19 869	35	15 194
47 Balance of county -----	85	21 582	7 955	2 300	520	4	(D)	12	(D)	18	3 713	15	5 371
48 White County -----	264	123 904	44 693	9 925	2 412	2	(D)	26	6 921	31	9 033	44	8 784
49 Bald Knob -----	13	1 832	382	89	35	-	-	1	(D)	-	-	3	497
50 Beebe -----	27	6 075	2 163	548	166	-	-	3	(D)	1	(D)	7	1 033
51 Searcy -----	188	106 070	39 519	8 732	1 962	2	(D)	19	5 529	26	8 330	26	4 672
52 Balance of county -----	36	9 927	2 629	556	249	-	-	3	(D)	4	(D)	8	2 582
53 Woodruff County -----	24	4 363	1 356	320	78	-	-	4	(D)	1	(D)	5	418
54 Augusta -----	15	2 378	648	159	42	-	-	3	(D)	1	(D)	3	(D)
55 Balance of county -----	9	1 985	708	161	36	-	-	1	(D)	-	-	2	(D)
56 Yell County -----	65	13 995	4 151	906	380	2	(D)	8	940	8	1 483	5	490
57 Dardanelle -----	26	6 336	1 212	283	128	1	(D)	2	(D)	3	(D)	1	(D)
58 Balance of county -----	39	7 659	2 939	623	252	1	(D)	6	(D)	5	(D)	4	(D)

Places With 2,500 Inhabitants or More: 1992 —Con.

appendix A. For information on geographic areas followed by ▲, see appendix F]

Selected kind-of-business or operation groups —Con.														
Miscellaneous repair services (SIC 76)		Amusement and recreation services, including motion pictures and museums (SIC 78, 79, 84)		Health services (SIC 80)		Legal services (SIC 81)		Selected educational services (SIC 823, 4, 9)		Social services (SIC 83)		Engineering, accounting, research, management, and related services (except noncommercial research organizations) (SIC 87 ex. 8733)		
Number	Receipts (\$1,000)	Number	Receipts (\$1,000)	Number	Receipts (\$1,000)	Number	Receipts (\$1,000)	Number	Receipts (\$1,000)	Number	Receipts (\$1,000)	Number	Receipts (\$1,000)	
2	(D)	4	481	24	6 302	9	904	—	—	2	(D)	5	562	1
1	(D)	2	(D)	24	6 302	9	904	—	—	2	(D)	5	562	2
1	(D)	2	(D)	—	—	—	—	—	—	—	—	—	—	3
23	7 809	19	3 298	76	85 254	27	6 927	2	(D)	16	(D)	23	3 888	4
1	(D)	—	—	4	2 332	—	—	—	—	—	—	2	(D)	5
16	3 976	17	(D)	67	81 528	27	6 927	1	(D)	13	1 274	16	2 689	6
6	(D)	2	(D)	5	1 394	—	—	1	(D)	3	(D)	5	(D)	7
—	—	—	—	—	—	—	—	—	—	—	—	—	—	—
1	(D)	2	(D)	5	2 937	2	(D)	—	—	2	(D)	3	(D)	8
144	50 597	202	86 006	876	686 856	324	167 845	25	(D)	130	25 552	432	201 676	9
8	(D)	16	1 804	40	22 673	9	1 319	1	(D)	10	1 668	8	6 991	10
78	36 759	128	65 330	638	539 488	276	155 871	17	7 187	77	18 811	335	167 115	11
—	—	2	(D)	10	8 125	—	—	—	—	2	(D)	6	1 083	12
33	7 516	41	14 100	150	83 110	35	10 041	5	(D)	29	3 098	69	24 047	13
7	1 422	6	1 365	24	21 633	2	(D)	4	(D)	4	526	7	1 711	14
18	(D)	9	(D)	14	11 827	2	(D)	1	(D)	8	(D)	7	729	15
—	—	—	—	—	—	—	—	—	—	—	—	—	—	—
1	(D)	4	277	15	9 820	6	1 011	—	—	1	(D)	6	491	16
1	(D)	4	277	11	7 422	6	1 011	—	—	1	(D)	5	(D)	17
—	—	—	—	4	2 398	—	—	—	—	—	—	1	(D)	18
—	—	—	—	—	—	—	—	—	—	—	—	—	—	—
9	1 140	9	982	29	15 738	10	3 513	—	—	5	167	8	1 548	19
7	(D)	6	758	27	(D)	10	3 513	—	—	4	(D)	8	1 548	20
2	(D)	3	224	2	(D)	—	—	—	—	1	(D)	—	—	21
—	—	—	—	—	—	—	—	—	—	—	—	—	—	—
11	2 441	22	3 842	58	41 478	14	6 397	—	—	14	1 834	32	5 530	22
7	1 988	15	2 787	45	27 999	13	(D)	—	—	7	(D)	19	3 439	23
3	(D)	4	507	8	(D)	1	(D)	—	—	5	(D)	5	(D)	24
1	(D)	3	548	5	(D)	—	—	—	—	2	(D)	8	(D)	25
—	—	—	—	—	—	—	—	—	—	—	—	—	—	—
3	(D)	2	(D)	4	990	1	(D)	1	(D)	1	(D)	2	(D)	26
3	(D)	2	(D)	4	990	—	—	1	(D)	1	(D)	1	(D)	27
—	—	—	—	—	—	1	(D)	—	—	—	—	1	(D)	28
—	—	—	—	—	—	—	—	—	—	—	—	—	—	—
1	(D)	4	435	7	2 923	3	371	1	(D)	—	—	1	(D)	29
—	—	—	—	—	—	—	—	—	—	—	—	—	—	—
44	21 471	41	10 164	218	230 840	65	21 754	6	(D)	24	(D)	93	48 663	30
1	(D)	—	—	—	—	1	(D)	—	—	3	(D)	3	(D)	31
42	(D)	37	9 881	210	226 805	61	20 957	6	(D)	15	(D)	85	(D)	32
—	—	2	(D)	7	(D)	2	(D)	—	—	4	1 146	3	(D)	33
1	(D)	2	(D)	1	(D)	1	(D)	—	—	2	(D)	2	(D)	34
—	—	—	—	—	—	—	—	—	—	—	—	—	—	—
6	899	6	659	23	20 112	5	316	—	—	2	(D)	7	644	35
4	(D)	3	351	22	(D)	5	316	—	—	2	(D)	6	(D)	36
2	(D)	3	308	1	(D)	—	—	—	—	—	—	1	(D)	37
—	—	—	—	—	—	—	—	—	—	—	—	—	—	—
2	(D)	4	(D)	13	3 874	5	428	—	—	3	78	5	1 195	38
—	—	—	—	—	—	—	—	—	—	—	—	—	—	—
1	(D)	3	314	11	6 762	3	337	—	—	1	(D)	4	(D)	39
—	—	—	—	—	—	—	—	—	—	—	—	—	—	—
18	6 288	15	2 122	84	39 891	26	7 142	—	—	9	(D)	33	6 326	40
10	4 311	12	1 756	78	36 046	23	6 926	—	—	6	(D)	25	5 721	41
8	1 977	3	366	6	3 845	3	216	—	—	3	116	8	605	42
—	—	—	—	—	—	—	—	—	—	—	—	—	—	—
3	129	4	(D)	11	2 099	4	478	—	—	1	(D)	5	358	43
—	—	—	—	—	—	—	—	—	—	—	—	—	—	—
32	9 868	57	17 689	205	130 513	97	30 828	2	(D)	25	2 769	113	29 393	44
11	5 251	31	10 270	127	91 189	74	25 215	2	(D)	16	1 483	75	20 109	45
14	3 036	21	(D)	67	(D)	21	(D)	—	—	7	(D)	30	(D)	46
7	1 581	5	(D)	11	(D)	2	(D)	—	—	2	(D)	8	(D)	47
—	—	—	—	—	—	—	—	—	—	—	—	—	—	—
13	2 322	15	2 153	80	82 336	15	3 920	1	(D)	12	1 233	25	5 554	48
—	—	1	(D)	4	636	—	—	—	—	1	(D)	3	(D)	49
1	(D)	5	236	5	3 639	1	(D)	—	—	2	(D)	2	(D)	50
7	1 354	6	(D)	64	74 035	14	(D)	1	(D)	6	962	17	5 156	51
5	(D)	3	(D)	7	4 026	—	—	—	—	3	(D)	3	265	52
—	—	—	—	—	—	—	—	—	—	—	—	—	—	—
—	—	1	(D)	5	2 259	6	553	—	—	1	(D)	1	(D)	53
—	—	—	—	3	(D)	4	(D)	—	—	—	—	1	(D)	54
—	—	1	(D)	2	(D)	2	(D)	—	—	1	(D)	—	—	55
—	—	—	—	—	—	—	—	—	—	—	—	—	—	—
2	(D)	6	1 048	18	7 273	6	852	1	(D)	6	436	3	111	56
1	(D)	2	(D)	9	2 473	3	(D)	1	(D)	2	(D)	1	(D)	57
1	(D)	4	(D)	9	4 800	3	(D)	—	—	4	(D)	2	(D)	58

Table 5. Summary Statistics for Firms Subject to Federal Income Tax for Places With 350 Establishments or More: 1992

[Includes only establishments with payroll. For meaning of abbreviations and symbols, see introductory text. For explanation of terms and comparability of 1987 and 1992 censuses, see appendix A. For information on geographic areas followed by ▲, see appendix F]

SIC code	Geographic area and kind of business or operation	Establishments (number)	Receipts (\$1,000)	Annual payroll (\$1,000)	First-quarter payroll (\$1,000)	Paid employees for pay period including March 12 (number)
FAYETTEVILLE						
	Total	504	211 437	82 384	17 972	4 190
70 ex. 704	Hotels, rooming houses, camps, and other lodging places (except membership lodging)	13	14 275	3 099	529	390
7011	Hotels and motels	13	14 275	3 099	529	390
7011 pt.	Hotels	7	(D)	(D)	(D)	EE
7011 pt.	Motels, motor hotels, and tourist courts	6	(D)	(D)	(D)	CC
702, 3	Other lodging places	—	—	—	—	—
72	Personal services	62	11 045	3 818	915	357
721	Laundry, cleaning, and garment services	20	4 230	1 576	407	144
7211	Power laundries, family and commercial*	—	—	—	—	—
7213	Linen supply*	1	(D)	(D)	(D)	BB
7215	Coin-operated laundries and drycleaning	5	461	96	31	18
7216	Drycleaning plants, except rug cleaning*	9	(D)	(D)	(D)	BB
7217	Carpet and upholstery cleaning	3	(D)	(D)	(D)	AA
7218	Industrial laundriers*	—	—	—	—	—
7212, 9	Other laundry, cleaning, and garment services*	2	(D)	(D)	(D)	AA
722	Photographic studios, portrait	3	(D)	(D)	(D)	AA
723, 4	Beauty and barber shops	27	2 842	1 251	314	129
723	Beauty shops	26	(D)	(D)	(D)	CC
724	Barber shops	1	(D)	(D)	(D)	AA
725	Shoe repair shops and shoeshine parlors	1	(D)	(D)	(D)	AA
726	Funeral service and crematories	2	(D)	(D)	(D)	AA
729	Miscellaneous personal services	9	1 704	381	105	48
73	Business services	64	20 691	9 131	2 090	704
731	Advertising	3	1 901	745	167	28
732	Consumer credit reporting agencies, mercantile reporting agencies, and adjustment and collection agencies	4	(D)	(D)	(D)	BB
733	Mailing, reproduction, commercial art and photography, and stenographic services	9	1 291	260	57	16
734	Services to dwellings and other buildings	13	2 893	1 045	232	60
735	Miscellaneous equipment rental and leasing	6	2 812	415	95	26
736	Personnel supply services	4	(D)	(D)	(D)	EE
737	Computer programming, data processing, and other computer related services	8	2 659	1 368	243	32
7371, 2, 3	Computer programming, prepackaged software, and integrated systems	4	(D)	(D)	(D)	BB
7374, 5, 6	Data processing services	2	(D)	(D)	(D)	AA
7377, 8, 9	Computer rental and leasing, maintenance, and related services, n.e.c.	2	(D)	(D)	(D)	AA
738	Miscellaneous business services	17	(D)	(D)	(D)	CC
75	Automotive repair, services, and parking	26	11 527	2 382	570	160
751	Automotive rental and leasing, without drivers	4	3 320	356	83	18
752	Automobile parking	1	(D)	(D)	(D)	AA
753	Automotive repair shops	19	7 234	1 686	403	97
7532	Top, body, and upholstery repair shops and paint shops	3	(D)	(D)	(D)	BB
7538	General automotive repair shops	9	3 972	834	211	54
7533, 4, 6, 7, 9	Other automotive repair shops	7	(D)	(D)	(D)	BB
754	Automotive services, except repair	2	(D)	(D)	(D)	BB
76	Miscellaneous repair services	11	5 251	1 714	449	97
762	Electrical repair shops	5	3 154	993	228	61
7622	Radio and television repair shops	1	(D)	(D)	(D)	AA
7623, 9	Other electrical and electronic repair shops	4	(D)	(D)	(D)	BB
763	Watch, clock, and jewelry repair	—	—	—	—	—
764	Reupholstery and furniture repair	—	—	—	—	—
769	Miscellaneous repair and related services	6	2 097	721	221	36
78, 79, 84	Amusement and recreation services, including motion pictures and museums	31	10 270	2 313	493	243
781, 2	Motion picture production, distribution, and services	1	(D)	(D)	(D)	AA
783	Motion picture theaters	4	(D)	(D)	(D)	BB
784	Video tape rental	6	(D)	(D)	(D)	BB
792	Theatrical producers (except motion picture), bands, orchestras, and entertainers	1	(D)	(D)	(D)	AA
793	Bowling centers	—	—	—	—	—
79 ex. 792, 3, 84	Commercial sports and other amusement and recreation services, including museums	19	4 876	1 432	259	138
80	Health services	127	91 189	44 676	9 642	1 431
801	Offices and clinics of doctors of medicine	56	48 012	25 837	5 516	573
802	Offices and clinics of dentists	29	10 051	3 698	807	182
803	Offices and clinics of doctors of osteopathy	—	—	—	—	—
804	Offices and clinics of other health practitioners	30	8 896	3 853	909	198
805	Nursing and personal care facilities	3	(D)	(D)	(D)	CC
806	Hospitals	2	(D)	(D)	(D)	CC
807, 8, 9	Other health services	7	5 281	3 030	497	70
81	Legal services	74	25 215	5 121	1 227	315
823, 4, 9	Selected educational services	2	(D)	(D)	(D)	AA

Table 5. Summary Statistics for Firms Subject to Federal Income Tax for Places With 350 Establishments or More: 1992 — Con.

[Includes only establishments with payroll. For meaning of abbreviations and symbols, see introductory text. For explanation of terms and comparability of 1987 and 1992 censuses, see appendix A. For information on geographic areas followed by ▲, see appendix F]

SIC code	Geographic area and kind of business or operation	Establishments (number)	Receipts (\$1,000)	Annual payroll (\$1,000)	First-quarter payroll (\$1,000)	Paid employees for pay period including March 12 (number)
FAYETTEVILLE—Con.						
83	Social services	16	1 483	597	113	80
835	Child day care services	10	1 070	507	96	66
832, 3, 6, 9	Other social services	6	413	90	17	14
87 ex. 8733	Engineering, accounting, research, management, and related services (except noncommercial research organizations)	75	20 109	9 400	1 936	407
871	Engineering, architectural, and surveying services	19	9 151	4 625	872	154
872	Accounting, auditing, and bookkeeping services	31	5 696	2 146	552	116
873 ex. 8733	Research, development, and testing services (except noncommercial research organizations)	6	1 536	870	156	32
874	Management and public relations services	19	3 726	1 759	356	105
89	Services, n.e.c.	3	(D)	(D)	(D)	AA
FORT SMITH						
	Total	769	461 058	175 625	38 567	14 344
70 ex. 704	Hotels, rooming houses, camps, and other lodging places (except membership lodging)	20	(D)	(D)	(D)	EE
7011	Hotels and motels	20	(D)	(D)	(D)	EE
7011 pt.	Hotels	6	11 159	3 072	791	337
7011 pt.	Motels, motor hotels, and tourist courts	14	(D)	(D)	(D)	CC
702, 3	Other lodging places	—	—	—	—	—
72	Personal services	83	17 772	6 251	1 580	586
721	Laundry, cleaning, and garment services	23	(D)	(D)	(D)	EE
7211	Power laundries, family and commercial*	1	(D)	(D)	(D)	AA
7213	Linen supply*	—	—	—	—	—
7215	Coin-operated laundries and drycleaning	4	(D)	(D)	(D)	AA
7216	Drycleaning plants, except rug cleaning*	10	2 268	1 201	290	111
7217	Carpet and upholstery cleaning	2	(D)	(D)	(D)	AA
7218	Industrial laundriers*	3	(D)	(D)	(D)	CC
7212, 9	Other laundry, cleaning, and garment services*	3	(D)	(D)	(D)	AA
722	Photographic studios, portrait	9	1 646	450	128	70
723, 4	Beauty and barber shops	30	(D)	(D)	(D)	CC
723	Beauty shops	28	2 857	1 273	302	132
724	Barber shops	2	(D)	(D)	(D)	AA
725	Shoe repair shops and shoeshine parlors	1	(D)	(D)	(D)	AA
726	Funeral service and crematories	5	(D)	(D)	(D)	BB
729	Miscellaneous personal services	15	(D)	(D)	(D)	BB
73	Business services	123	77 918	36 713	7 933	8 160
731	Advertising	9	(D)	(D)	(D)	BB
732	Consumer credit reporting agencies, mercantile reporting agencies, and adjustment and collection agencies	4	(D)	(D)	(D)	BB
733	Mailing, reproduction, commercial art and photography, and stenographic services	4	623	225	50	16
734	Services to dwellings and other buildings	23	5 050	2 123	486	206
735	Miscellaneous equipment rental and leasing	22	(D)	(D)	(D)	CC
736	Personnel supply services	19	(D)	(D)	(D)	II
737	Computer programming, data processing, and other computer related services	12	(D)	(D)	(D)	CC
7371, 2, 3	Computer programming, prepackaged software, and integrated systems	4	(D)	(D)	(D)	AA
7374, 5, 6	Data processing services	4	(D)	(D)	(D)	CC
7377, 8, 9	Computer rental and leasing, maintenance, and related services, n.e.c.	4	(D)	(D)	(D)	AA
738	Miscellaneous business services	30	(D)	(D)	(D)	EE
75	Automotive repair, services, and parking	85	40 895	7 254	1 783	423
751	Automotive rental and leasing, without drivers	11	(D)	(D)	(D)	CC
752	Automobile parking	1	(D)	(D)	(D)	AA
753	Automotive repair shops	64	(D)	(D)	(D)	EE
7532	Top, body, and upholstery repair shops and paint shops	13	6 317	1 516	381	77
7538	General automotive repair shops	29	(D)	(D)	(D)	BB
7533, 4, 6, 7, 9	Other automotive repair shops	22	12 836	1 898	493	96
754	Automotive services, except repair	9	1 386	359	82	37
76	Miscellaneous repair services	42	(D)	(D)	(D)	EE
762	Electrical repair shops	11	4 116	1 535	399	93
7622	Radio and television repair shops	5	(D)	(D)	(D)	AA
7623, 9	Other electrical and electronic repair shops	6	(D)	(D)	(D)	BB
763	Watch, clock, and jewelry repair	2	(D)	(D)	(D)	AA
764	Reupholstery and furniture repair	4	613	113	25	12
769	Miscellaneous repair and related services	25	15 337	4 121	990	187

Table 5. Summary Statistics for Firms Subject to Federal Income Tax for Places With 350 Establishments or More: 1992 — Con.

[Includes only establishments with payroll. For meaning of abbreviations and symbols, see introductory text. For explanation of terms and comparability of 1987 and 1992 censuses, see appendix A. For information on geographic areas followed by ▲, see appendix F]

SIC code	Geographic area and kind of business or operation	Establishments (number)	Receipts (\$1,000)	Annual payroll (\$1,000)	First-quarter payroll (\$1,000)	Paid employees for pay period including March 12 (number)
FORT SMITH — Con.						
78, 79, 84	Amusement and recreation services, including motion pictures and museums	37	9 881	1 982	465	237
781, 2	Motion picture production, distribution, and services	—	—	—	—	—
783	Motion picture theaters	5	(D)	(D)	(D)	BB
784	Video tape rental	7	(D)	(D)	(D)	BB
792	Theatrical producers (except motion picture), bands, orchestras, and entertainers	—	—	—	—	—
793	Bowling centers	2	(D)	(D)	(D)	BB
79 ex. 792, 3; 84	Commercial sports and other amusement and recreation services, including museums	23	(D)	(D)	(D)	CC
80	Health services	210	226 805	98 904	20 893	3 340
801	Offices and clinics of doctors of medicine	96	(D)	(D)	(D)	GG
802	Offices and clinics of dentists	48	18 756	5 731	1 290	306
803	Offices and clinics of doctors of osteopathy	2	(D)	(D)	(D)	AA
804	Offices and clinics of other health practitioners	40	(D)	(D)	(D)	CC
805	Nursing and personal care facilities	6	13 328	6 379	1 497	603
806	Hospitals	1	(D)	(D)	(D)	EE
807, 8, 9	Other health services	17	(D)	(D)	(D)	FF
81	Legal services	61	20 957	4 052	892	213
823, 4, 9	Selected educational services	6	(D)	(D)	(D)	AA
83	Social services	15	(D)	(D)	(D)	CC
835	Child day care services	10	(D)	(D)	(D)	BB
832, 3, 6, 9	Other social services	5	852	352	42	28
87 ex. 8733	Engineering, accounting, research, management, and related services (except noncommercial research organizations)	85	(D)	(D)	(D)	EE
871	Engineering, architectural, and surveying services	22	(D)	(D)	(D)	CC
872	Accounting, auditing, and bookkeeping services	39	(D)	(D)	(D)	CC
873 ex. 87333	Research, development, and testing services (except noncommercial research organizations)	6	(D)	(D)	(D)	BB
874	Management and public relations services	18	5 502	1 724	393	59
89	Services, n.e.c.	2	(D)	(D)	(D)	AA
HOT SPRINGS						
	Total	521	255 951	85 508	19 821	5 564
70 ex. 704	Hotels, rooming houses, camps, and other lodging places (except membership lodging)	28	18 755	5 272	1 327	670
7011	Hotels and motels	26	(D)	(D)	(D)	FF
7011 pt.	Hotels	8	(D)	(D)	(D)	EE
7011 pt.	Motels, motor hotels, and tourist courts	18	(D)	(D)	(D)	EE
702, 3	Other lodging places	2	(D)	(D)	(D)	AA
72	Personal services	51	9 793	3 608	879	314
721	Laundry, cleaning, and garment services	11	(D)	(D)	(D)	CC
7211	Power laundries, family and commercial*	1	(D)	(D)	(D)	BB
7213	Linen supply*	—	—	—	—	—
7215	Coin-operated laundries and drycleaning	2	(D)	(D)	(D)	AA
7216	Drycleaning plants, except rug cleaning*	8	1 122	440	122	69
7217	Carpet and upholstery cleaning	—	—	—	—	—
7218	Industrial laundriers*	—	—	—	—	—
7212, 9	Other laundry, cleaning, and garment services*	—	—	—	—	—
722	Photographic studios, portrait	3	(D)	(D)	(D)	AA
723, 4	Beauty and barber shops	22	2 314	829	172	85
723	Beauty shops	21	(D)	(D)	(D)	BB
724	Barber shops	1	(D)	(D)	(D)	AA
725	Shoe repair shops and shoeshine parlors	2	(D)	(D)	(D)	AA
726	Funeral service and crematories	6	2 775	949	217	38
729	Miscellaneous personal services	7	(D)	(D)	(D)	BB
73	Business services	55	16 369	6 321	1 287	654
731	Advertising	1	(D)	(D)	(D)	AA
732	Consumer credit reporting agencies, mercantile reporting agencies, and adjustment and collection agencies	3	(D)	(D)	(D)	BB
733	Mailing, reproduction, commercial art and photography, and stenographic services	2	(D)	(D)	(D)	AA
734	Services to dwellings and other buildings	14	3 661	1 367	239	135
735	Miscellaneous equipment rental and leasing	8	2 866	630	150	37
736	Personnel supply services	3	(D)	(D)	(D)	CC
737	Computer programming, data processing, and other computer related services	3	(D)	(D)	(D)	AA
7371, 2, 3	Computer programming, prepackaged software, and integrated systems	2	(D)	(D)	(D)	AA
7374, 5, 6	Data processing services	—	—	—	—	—
7377, 8, 9	Computer rental and leasing, maintenance, and related services, n.e.c.	1	(D)	(D)	(D)	AA
738	Miscellaneous business services	21	(D)	(D)	(D)	CC

Table 5. Summary Statistics for Firms Subject to Federal Income Tax for Places With 350 Establishments or More: 1992 — Con.

[Includes only establishments with payroll. For meaning of abbreviations and symbols, see introductory text. For explanation of terms and comparability of 1987 and 1992 censuses, see appendix A. For information on geographic areas followed by ▲, see appendix F]

SIC code	Geographic area and kind of business or operation	Establishments (number)	Receipts (\$1,000)	Annual payroll (\$1,000)	First-quarter payroll (\$1,000)	Paid employees for pay period including March 12 (number)
HOT SPRINGS—Con.						
75	Automotive repair, services, and parking	47	7 658	2 080	514	175
751	Automotive rental and leasing, without drivers	4	(D)	(D)	(D)	AA
752	Automobile parking	3	(D)	(D)	(D)	AA
753	Automotive repair shops	29	(D)	(D)	(D)	CC
7532	Top, body, and upholstery repair shops and paint shops	7	1 657	551	147	31
7538	General automotive repair shops	13	2 384	571	137	57
7533, 4, 6, 7, 9	Other automotive repair shops	9	(D)	(D)	(D)	BB
754	Automotive services, except repair	11	674	98	22	18
76	Miscellaneous repair services	16	(D)	(D)	(D)	BB
762	Electrical repair shops	7	2 203	802	170	43
7622	Radio and television repair shops	2	(D)	(D)	(D)	AA
7623, 9	Other electrical and electronic repair shops	5	(D)	(D)	(D)	BB
763	Watch, clock, and jewelry repair	—	—	—	—	—
764	Reupholstery and furniture repair	—	—	—	—	—
769	Miscellaneous repair and related services	9	(D)	(D)	(D)	BB
78, 79, 84	Amusement and recreation services, including motion pictures and museums	54	48 112	8 049	2 819	1 333
781, 2	Motion picture production, distribution, and services	—	—	—	—	—
783	Motion picture theaters	3	(D)	(D)	(D)	AA
784	Video tape rental	10	1 084	292	66	33
792	Theatrical producers (except motion picture), bands, orchestras, and entertainers	3	(D)	(D)	(D)	AA
793	Bowling centers	3	(D)	(D)	(D)	BB
79 ex. 792, 3; 84	Commercial sports and other amusement and recreation services, including museums	35	44 489	7 253	2 649	1 243
80	Health services	141	123 174	48 420	10 490	1 825
801	Offices and clinics of doctors of medicine	67	48 988	26 809	4 937	510
802	Offices and clinics of dentists	34	9 252	3 371	856	162
803	Offices and clinics of doctors of osteopathy	—	—	—	—	—
804	Offices and clinics of other health practitioners	25	(D)	(D)	(D)	BB
805	Nursing and personal care facilities	5	9 808	4 229	1 027	369
806	Hospitals	1	(D)	(D)	(D)	FF
807, 8, 9	Other health services	9	(D)	(D)	(D)	CC
81	Legal services	55	9 861	2 873	593	138
823, 4, 9	Selected educational services	3	(D)	(D)	(D)	AA
83	Social services	18	2 801	1 037	254	116
835	Child day care services	11	(D)	(D)	(D)	BB
832, 3, 6, 9	Other social services	7	(D)	(D)	(D)	BB
87 ex. 8733	Engineering, accounting, research, management, and related services (except noncommercial research organizations)	52	15 423	6 697	1 411	261
871	Engineering, architectural, and surveying services	14	9 072	3 282	685	105
872	Accounting, auditing, and bookkeeping services	27	(D)	(D)	(D)	CC
873 ex. 8733	Research, development, and testing services (except noncommercial research organizations)	—	—	—	—	—
874	Management and public relations services	11	(D)	(D)	(D)	BB
89	Services, n.e.c.	1	(D)	(D)	(D)	AA
JONESBORO						
	Total	441	228 463	100 355	20 659	4 099
70 ex. 704	Hotels, rooming houses, camps, and other lodging places (except membership lodging)	10	(D)	(D)	(D)	CC
7011	Hotels and motels	10	(D)	(D)	(D)	CC
7011 pt.	Hotels	2	(D)	(D)	(D)	BB
7011 pt.	Motels, motor hotels, and tourist courts	8	(D)	(D)	(D)	CC
702, 3	Other lodging places	—	—	—	—	—
72	Personal services	47	13 762	4 548	1 090	376
721	Laundry, cleaning, and garment services	11	7 151	2 660	609	171
7211	Power laundries, family and commercial*	—	—	—	—	—
7213	Linen supply*	1	(D)	(D)	(D)	BB
7215	Coin-operated laundries and drycleaning	2	(D)	(D)	(D)	AA
7216	Drycleaning plants, except rug cleaning*	6	1 300	759	159	50
7217	Carpet and upholstery cleaning	—	—	—	—	—
7218	Industrial launderers*	1	(D)	(D)	(D)	BB
7212, 9	Other laundry, cleaning, and garment services*	1	(D)	(D)	(D)	AA
722	Photographic studios, portrait	4	(D)	(D)	(D)	AA
723, 4	Beauty and barber shops	16	1 654	577	142	61
723	Beauty shops	14	(D)	(D)	(D)	BB
724	Barber shops	2	(D)	(D)	(D)	AA
725	Shoe repair shops and shoeshine parlors	1	(D)	(D)	(D)	AA
726	Funeral service and crematories	4	(D)	(D)	(D)	BB
729	Miscellaneous personal services	11	(D)	(D)	(D)	BB

Table 5. Summary Statistics for Firms Subject to Federal Income Tax for Places With 350 Establishments or More: 1992 — Con.

[Includes only establishments with payroll. For meaning of abbreviations and symbols, see introductory text. For explanation of terms and comparability of 1987 and 1992 censuses, see appendix A. For information on geographic areas followed by ▲, see appendix F]

SIC code	Geographic area and kind of business or operation	Establishments (number)	Receipts (\$1,000)	Annual payroll (\$1,000)	First-quarter payroll (\$1,000)	Paid employees for pay period including March 12 (number)
	JONESBORO—Con.					
73	Business services	69	30 841	12 599	2 554	975
731	Advertising	8	1 349	329	88	28
732	Consumer credit reporting agencies, mercantile reporting agencies, and adjustment and collection agencies	2	(D)	(D)	(D)	BB
733	Mailing, reproduction, commercial art and photography, and stenographic services	4	659	97	20	14
734	Services to dwellings and other buildings	15	3 632	1 441	298	116
735	Miscellaneous equipment rental and leasing	10	6 486	1 284	286	64
736	Personnel supply services	6	8 907	6 136	1 113	571
737	Computer programming, data processing, and other computer related services	10	(D)	(D)	(D)	BB
7371, 2, 3	Computer programming, prepackaged software, and integrated systems	3	(D)	(D)	(D)	AA
7374, 5, 6	Data processing services	3	(D)	(D)	(D)	BB
7377, 8, 9	Computer rental and leasing, maintenance, and related services, n.e.c.	4	(D)	(D)	(D)	AA
738	Miscellaneous business services	14	(D)	(D)	(D)	BB
75	Automotive repair, services, and parking	41	9 180	1 841	439	115
751	Automotive rental and leasing, without drivers	4	(D)	(D)	(D)	AA
752	Automobile parking	—	—	—	—	—
753	Automotive repair shops	35	8 172	1 624	398	99
7532	Top, body, and upholstery repair shops and paint shops	5	(D)	(D)	(D)	BB
7538	General automotive repair shops	18	(D)	(D)	(D)	BB
7533, 4, 6, 7, 9	Other automotive repair shops	12	1 475	283	60	18
754	Automotive services, except repair	2	(D)	(D)	(D)	AA
76	Miscellaneous repair services	17	2 616	513	113	40
762	Electrical repair shops	6	675	122	30	13
7622	Radio and television repair shops	3	(D)	(D)	(D)	AA
7623, 9	Other electrical and electronic repair shops	3	(D)	(D)	(D)	AA
763	Watch, clock, and jewelry repair	—	—	—	—	—
764	Reupholstery and furniture repair	1	(D)	(D)	(D)	AA
769	Miscellaneous repair and related services	10	(D)	(D)	(D)	BB
78, 79, 84	Amusement and recreation services, including motion pictures and museums	26	6 836	1 237	326	211
781, 2	Motion picture production, distribution, and services	1	(D)	(D)	(D)	AA
783	Motion picture theaters	2	(D)	(D)	(D)	BB
784	Video tape rental	3	(D)	(D)	(D)	BB
792	Theatrical producers (except motion picture), bands, orchestras, and entertainers	—	—	—	—	—
793	Bowling centers	1	(D)	(D)	(D)	BB
79 ex. 792, 3; 84	Commercial sports and other amusement and recreation services, including museums	19	3 369	573	157	136
80	Health services	135	133 726	66 942	13 643	1 729
801	Offices and clinics of doctors of medicine	62	70 875	45 212	8 564	721
802	Offices and clinics of dentists	28	(D)	(D)	(D)	CC
803	Offices and clinics of doctors of osteopathy	—	—	—	—	—
804	Offices and clinics of other health practitioners	28	7 801	3 067	564	101
805	Nursing and personal care facilities	3	(D)	(D)	(D)	EE
806	Hospitals	2	(D)	(D)	(D)	EE
807, 8, 9	Other health services	12	(D)	(D)	(D)	CC
81	Legal services	38	(D)	(D)	(D)	CC
823, 4, 9	Selected educational services	1	(D)	(D)	(D)	AA
83	Social services	19	(D)	(D)	(D)	BB
835	Child day care services	13	(D)	(D)	(D)	BB
832, 3, 6, 9	Other social services	6	1 858	830	170	40
87 ex. 8733	Engineering, accounting, research, management, and related services (except noncommercial research organizations)	38	(D)	(D)	(D)	CC
871	Engineering, architectural, and surveying services	9	3 685	1 701	379	66
872	Accounting, auditing, and bookkeeping services	24	(D)	(D)	(D)	CC
873 ex. 8733	Research, development, and testing services (except noncommercial research organizations)	—	—	—	—	—
874	Management and public relations services	5	896	464	104	39
89	Services, n.e.c.	—	—	—	—	—

Table 5. Summary Statistics for Firms Subject to Federal Income Tax for Places With 350 Establishments or More: 1992 — Con.

[Includes only establishments with payroll. For meaning of abbreviations and symbols, see introductory text. For explanation of terms and comparability of 1987 and 1992 censuses, see appendix A. For information on geographic areas followed by ▲, see appendix F]

SIC code	Geographic area and kind of business or operation	Establishments (number)	Receipts (\$1,000)	Annual payroll (\$1,000)	First-quarter payroll (\$1,000)	Paid employees for pay period including March 12 (number)
LITTLE ROCK						
	Total	2 536	1 707 735	726 019	159 834	33 997
70 ex. 704	Hotels, rooming houses, camps, and other lodging places (except membership lodging)	42	(D)	(D)	(D)	GG
7011	Hotels and motels	41	58 907	17 884	3 978	1 792
7011 pt.	Hotels	18	41 204	13 756	3 057	1 327
7011 pt.	Hotels, 25 guestrooms or more	17	(D)	(D)	(D)	GG
7011 pt.	Hotels, less than 25 guestrooms	1	(D)	(D)	(D)	AA
7011 pt.	Motels, motor hotels, and tourist courts	23	17 703	4 128	921	465
7011 pt.	Motels, tourist courts	22	(D)	(D)	(D)	EE
7011 pt.	Motor hotels	1	(D)	(D)	(D)	AA
702, 3	Other lodging places	1	(D)	(D)	(D)	AA
702	Rooming and boarding houses	1	(D)	(D)	(D)	AA
703	Camps and recreational vehicle parks	—	—	—	—	—
72	Personal services	219	57 462	20 054	4 795	1 734
721	Laundry, cleaning, and garment services	65	23 329	8 930	2 082	706
7211	Power laundries, family and commercial*	1	(D)	(D)	(D)	AA
7213	Linen supply*	1	(D)	(D)	(D)	CC
7215	Coin-operated laundries and drycleaning	10	(D)	(D)	(D)	BB
7216	Drycleaning plants, except rug cleaning*	39	11 309	4 902	1 166	446
7217	Carpet and upholstery cleaning	8	794	252	51	15
7218	Industrial laundries*	1	(D)	(D)	(D)	BB
7212, 9	Other laundry, cleaning, and garment services*	5	(D)	(D)	(D)	AA
7212	Garment pressing, and agents for laundries and drycleaners	1	(D)	(D)	(D)	AA
7219	Laundry and garment services, n.e.c.*	4	(D)	(D)	(D)	AA
722	Photographic studios, portrait	17	6 409	1 776	380	125
723, 4	Beauty and barber shops	97	10 388	4 578	1 079	356
723	Beauty shops	90	9 889	4 431	1 041	343
724	Barber shops	7	499	147	38	13
725	Shoe repair shops and shoeshine parlors	7	317	56	12	8
726	Funeral service and crematories	9	5 300	1 300	300	57
729	Miscellaneous personal services	24	11 719	3 414	942	482
7291	Tax return preparation services	6	(D)	(D)	(D)	CC
7299	Miscellaneous personal services, n.e.c.	18	(D)	(D)	(D)	EE
73	Business services	497	516 934	231 761	54 162	15 762
731	Advertising	51	36 402	11 146	2 409	378
7311	Advertising agencies	43	30 675	10 103	2 176	332
7312	Outdoor advertising services	6	(D)	(D)	(D)	BB
7313	Radio, television, publishers' advertising representatives	1	(D)	(D)	(D)	AA
7319	Advertising, n.e.c.	1	(D)	(D)	(D)	AA
732	Consumer credit reporting agencies, mercantile reporting agencies, and adjustment and collection agencies	22	10 640	3 644	846	192
7322	Adjustment and collection services	18	(D)	(D)	(D)	CC
7323	Credit reporting services	4	(D)	(D)	(D)	BB
733	Mailing, reproduction, commercial art and photography, and stenographic services	40	20 080	4 526	990	354
7331	Direct mail advertising services	3	(D)	(D)	(D)	CC
7334	Photocopying and duplicating services	9	6 671	2 227	563	189
7335, 6	Commercial photography, art, and graphics	16	(D)	(D)	(D)	BB
7335	Commercial photography	4	(D)	(D)	(D)	AA
7336	Commercial art and graphic design	12	(D)	(D)	(D)	BB
7338	Secretarial and court reporting services	12	(D)	(D)	(D)	BB
734	Services to dwellings and other buildings	80	29 839	14 912	3 577	1 935
7342	Disinfecting and pest control services	17	9 055	3 620	820	196
7349	Building cleaning and maintenance services, n.e.c.	63	20 784	11 292	2 757	1 739
735	Miscellaneous equipment rental and leasing	43	46 380	6 945	1 416	263
7352	Medical equipment rental and leasing	8	(D)	(D)	(D)	BB
7353	Heavy construction equipment rental and leasing	2	(D)	(D)	(D)	AA
7359	Equipment rental and leasing, n.e.c.	33	36 607	5 677	1 112	211
736	Personnel supply services	69	153 523	118 229	27 960	8 993
7361	Employment agencies	18	2 793	1 376	269	66
7363	Help supply services	51	150 730	116 853	27 691	8 927
7363 pt.	Temporary help supply	35	(D)	(D)	(D)	HH
7363 pt.	Help supply, except temporary	16	(D)	(D)	(D)	HH
737	Computer programming, data processing, and other computer related services	77	157 016	45 072	10 455	1 255
7371, 2, 3	Computer programming, prepackaged software, and integrated systems	38	(D)	(D)	(D)	EE
7371	Computer programming services	28	20 948	8 929	2 217	237
7372	Prepackaged software	5	(D)	(D)	(D)	BB
7373	Computer integrated systems	5	(D)	(D)	(D)	BB
7374, 5, 6	Data processing services	28	(D)	(D)	(D)	FF
7374, 5	Computer processing, information retrieval	17	(D)	(D)	(D)	FF
7376	Computer facilities management services	11	(D)	(D)	(D)	EE
7377, 8, 9	Computer rental and leasing, maintenance, and related services, n.e.c.	11	(D)	(D)	(D)	BB
7377	Computer rental and leasing	—	—	—	—	—
7378	Computer maintenance and repair	8	(D)	(D)	(D)	BB
7379	Computer related services, n.e.c.	3	(D)	(D)	(D)	AA

Table 5. Summary Statistics for Firms Subject to Federal Income Tax for Places With 350 Establishments or More: 1992 — Con.

[Includes only establishments with payroll. For meaning of abbreviations and symbols, see introductory text. For explanation of terms and comparability of 1987 and 1992 censuses, see appendix A. For information on geographic areas followed by ▲, see appendix F]

SIC code	Geographic area and kind of business or operation	Establishments (number)	Receipts (\$1,000)	Annual payroll (\$1,000)	First-quarter payroll (\$1,000)	Paid employees for pay period including March 12 (number)
	LITTLE ROCK — Con.					
73	Business services—Con.					
738	Miscellaneous business services	115	63 054	27 287	6 509	2 392
7381, 2	Detective agencies and protective services	32	31 012	17 832	4 325	1 715
7381	Detective, guard, and armored car services	22	22 656	15 703	3 837	1 614
7382	Security systems services	10	8 356	2 129	488	101
7383	News syndicates	2	(D)	(D)	(D)	AA
7384	Photofinishing laboratories*	9	2 108	542	128	34
7389	Business services, n.e.c.	72	(D)	(D)	(D)	FF
7389 pt.	Sign painting shops	1	(D)	(D)	(D)	AA
7389 pt.	Interior designing	8	(D)	(D)	(D)	AA
7389 pt.	Telephone answering services	7	(D)	(D)	(D)	BB
7389 pt.	Other business services	56	24 899	6 988	1 567	524
75	Automotive repair, services, and parking	209	76 414	17 859	4 150	1 098
751	Automotive rental and leasing, without drivers	21	(D)	(D)	(D)	EE
7513	Truck rental and leasing, without drivers	11	(D)	(D)	(D)	BB
7514, 5	Passenger car rental and leasing	10	(D)	(D)	(D)	EE
7514	Passenger car rental	9	(D)	(D)	(D)	EE
7515	Passenger car leasing	1	(D)	(D)	(D)	AA
7519	Utility trailer and recreational vehicle rental	—	—	—	—	—
752	Automobile parking	57	(D)	(D)	(D)	BB
753	Automotive repair shops	110	(D)	(D)	(D)	EE
7532	Top, body, and upholstery repair shops and paint shops	20	6 273	1 769	437	86
7532 pt.	Top and body repair shops	17	5 691	1 656	398	76
7532 pt.	Paint shops	3	582	113	39	10
7538	General automotive repair shops	52	16 716	3 713	960	228
7538 pt.	General automotive repair shops, except diesel	46	15 777	3 467	901	211
7538 pt.	Diesel repair shops	6	939	246	59	17
7533, 4, 6, 7, 9	Other automotive repair shops	38	(D)	(D)	(D)	CC
7533	Automotive exhaust system repair shops	1	(D)	(D)	(D)	AA
7534	Tire retreading and repair shops	2	(D)	(D)	(D)	AA
7536	Automotive glass replacement shops	7	2 674	694	146	31
7537	Automotive transmission repair shops	8	1 144	327	86	15
7539	Automotive repair shops, n.e.c.	20	(D)	(D)	(D)	BB
7539 pt.	Radiator repair	4	1 067	327	74	15
7539 pt.	Brake, front end, and wheel alignment	8	1 974	618	147	34
7539 pt.	Automotive electrical and fuel system services	6	836	233	54	16
7539 pt.	Other automotive repair shops, n.e.c.	2	(D)	(D)	(D)	AA
754	Automotive services, except repair	21	8 116	2 916	655	231
7542	Carwashes	9	5 007	1 772	400	158
7549	Automotive services, except repair and carwashes	12	3 109	1 144	255	73
76	Miscellaneous repair services	78	36 759	11 416	2 792	675
762	Electrical repair shops	28	17 542	6 357	1 582	423
7622	Radio and television repair shops	6	1 474	736	178	30
7623, 9	Other electrical and electronic repair shops	22	16 068	5 621	1 404	393
7623	Refrigeration and air-conditioning service and repair shops	5	1 701	379	89	20
7629	Electrical and electronic repair shops, n.e.c.	17	14 367	5 242	1 315	373
763	Watch, clock, and jewelry repair	1	(D)	(D)	(D)	AA
764	Reupholstery and furniture repair	8	758	224	56	20
769	Miscellaneous repair and related services	41	(D)	(D)	(D)	CC
7692	Welding repair	1	(D)	(D)	(D)	AA
7694	Armature rewinding shops	4	(D)	(D)	(D)	BB
7699	Repair shops and related services, n.e.c.	36	11 504	3 007	747	166
78, 79, 84	Amusement and recreation services, including motion pictures and museums	128	65 330	11 167	2 639	1 192
781, 2	Motion picture production, distribution, and services	19	29 375	2 789	684	128
783	Motion picture theaters	7	(D)	(D)	(D)	CC
7832	Motion picture theaters, except drive-in	7	(D)	(D)	(D)	CC
7833	Drive-in motion picture theaters	—	—	—	—	—
784	Video tape rental	22	(D)	(D)	(D)	CC
792	Theatrical producers (except motion picture), bands, orchestras, and entertainers	12	(D)	(D)	(D)	BB
7922	Theatrical producers (except motion picture) and miscellaneous theatrical services	9	3 102	613	127	45
7929	Bands, orchestras, actors, and other entertainers and entertainment groups	3	(D)	(D)	(D)	AA
793	Bowling centers	3	(D)	(D)	(D)	CC
79 ex. 792, 3, 84	Commercial sports and other amusement and recreation services, including museums	65	17 151	4 910	1 192	627
794	Commercial sports	2	(D)	(D)	(D)	AA
7941	Professional sports clubs, managers, promoters	2	(D)	(D)	(D)	AA
7948	Racing, including track operation	—	—	—	—	—
79 ex. 792, 3, 4, 84	Other amusement and recreation services, including museums	63	(D)	(D)	(D)	FF
791	Dance studios, schools, and halls	13	1 395	567	130	59
7991	Physical fitness facilities	12	4 935	1 610	411	270
7992	Public golf courses	—	—	—	—	—
7993	Coin-operated amusement devices	5	1 177	195	43	12
7996	Amusement parks	1	(D)	(D)	(D)	AA
7997	Membership sports and recreation clubs	6	3 433	1 146	286	116
7999, 84	Amusement and recreation services, including museums, n.e.c.	26	(D)	(D)	(D)	CC
7999 pt.	Concession operators of amusement devices and rides	3	(D)	(D)	(D)	AA
7999 pt.	Carnivals, circuses, and fairs	1	(D)	(D)	(D)	AA
7999 pt., 84	Other recreation and amusements, including museums	22	(D)	(D)	(D)	CC

Table 5. Summary Statistics for Firms Subject to Federal Income Tax for Places With 350 Establishments or More: 1992 — Con.

[Includes only establishments with payroll. For meaning of abbreviations and symbols, see introductory text. For explanation of terms and comparability of 1987 and 1992 censuses, see appendix A. For information on geographic areas followed by ▲, see appendix F]

SIC code	Geographic area and kind of business or operation	Establishments (number)	Receipts (\$1,000)	Annual payroll (\$1,000)	First-quarter payroll (\$1,000)	Paid employees for pay period including March 12 (number)
LITTLE ROCK — Con.						
80	Health services	638	539 488	261 882	53 102	6 498
801	Offices and clinics of doctors of medicine	360	330 462	188 967	35 971	2 971
8011 pt.	Offices of doctors of medicine	350	319 433	185 606	35 192	2 874
8011 pt.	General medical clinics	10	11 029	3 361	779	97
802	Offices and clinics of dentists	126	36 810	15 057	3 227	590
803	Offices and clinics of doctors of osteopathy	1	(D)	(D)	(D)	AA
804	Offices and clinics of other health practitioners	90	26 019	10 076	2 334	432
8041	Offices and clinics of chiropractors	24	5 613	1 905	454	88
8042	Offices and clinics of optometrists	17	5 586	1 284	303	84
8043	Offices and clinics of podiatrists	4	723	152	29	12
8049	Offices and clinics of health practitioners, n.e.c.	45	14 097	6 735	1 548	248
805	Nursing and personal care facilities	11	(D)	(D)	(D)	FF
8051	Skilled nursing care facilities	9	18 660	8 094	1 963	760
8052	Intermediate care facilities	1	(D)	(D)	(D)	BB
8059	Nursing and personal care facilities, n.e.c.	1	(D)	(D)	(D)	AA
806	Hospitals	2	(D)	(D)	(D)	GG
8062	General medical and surgical hospitals	1	(D)	(D)	(D)	FF
8063, 9	Specialty hospitals	1	(D)	(D)	(D)	CC
807, 8, 9	Other health services	48	(D)	(D)	(D)	FF
807	Medical and dental laboratories	18	(D)	(D)	(D)	CC
8071	Medical laboratories	13	10 989	1 934	441	95
8072	Dental laboratories	5	(D)	(D)	(D)	BB
808	Home health care services	11	(D)	(D)	(D)	EE
809	Miscellaneous health and allied services, n.e.c.	19	(D)	(D)	(D)	CC
8092	Kidney dialysis centers	3	(D)	(D)	(D)	BB
8093	Specialty outpatient facilities, n.e.c.	12	(D)	(D)	(D)	BB
8099	Health and allied services, n.e.c.	4	(D)	(D)	(D)	BB
81	Legal services	276	155 871	70 478	15 269	1 668
823, 4, 9	Selected educational services	17	7 187	2 875	691	133
823	Libraries	—	—	—	—	—
824	Vocational schools	6	5 383	2 153	545	101
829	Schools and educational services, n.e.c.	11	1 804	722	146	32
83	Social services	77	18 811	8 008	1 910	801
835	Child day care services	51	5 728	2 965	729	461
832, 3, 6, 9	Other social services	26	13 083	5 043	1 181	340
87 ex. 8733	Engineering, accounting, research, management, and related services (except noncommercial research organizations)	335	167 115	69 910	15 797	2 548
871	Engineering, architectural, and surveying services	101	70 441	30 616	6 622	943
8711	Engineering services	66	46 472	20 465	4 455	652
8712	Architectural services	33	(D)	(D)	(D)	EE
8713	Surveying services	2	(D)	(D)	(D)	AA
872	Accounting, auditing, and bookkeeping services	130	51 466	20 270	4 505	671
873 ex. 8733	Research, development, and testing services (except noncommercial research organizations)	18	9 653	3 702	955	308
8731	Commercial physical and biological research	3	(D)	(D)	(D)	BB
8732	Commercial economic, sociological, and educational research	11	(D)	(D)	(D)	CC
8734	Testing laboratories	4	2 890	1 437	342	58
874	Management and public relations services	86	35 555	15 322	3 715	626
8741	Management services	30	14 575	5 748	1 403	228
8742	Management consulting services	37	17 937	8 065	2 044	358
8743	Public relations services	5	(D)	(D)	(D)	AA
8744	Facilities support management services	—	—	—	—	—
8748	Business consulting services, n.e.c.	14	(D)	(D)	(D)	BB
89	Services, n.e.c.	20	(D)	(D)	(D)	BB
NORTH LITTLE ROCK						
	Total	587	255 818	91 768	19 832	5 183
70 ex. 704	Hotels, rooming houses, camps, and other lodging places (except membership lodging)	10	12 355	3 034	917	406
7011	Hotels and motels	8	(D)	(D)	(D)	EE
7011 pt.	Hotels	6	(D)	(D)	(D)	EE
7011 pt.	Motels, motor hotels, and tourist courts	2	(D)	(D)	(D)	BB
702, 3	Other lodging places	2	(D)	(D)	(D)	AA

Table 5. Summary Statistics for Firms Subject to Federal Income Tax for Places With 350 Establishments or More: 1992 — Con.

[Includes only establishments with payroll. For meaning of abbreviations and symbols, see introductory text. For explanation of terms and comparability of 1987 and 1992 censuses, see appendix A. For information on geographic areas followed by ▲, see appendix F.]

SIC code	Geographic area and kind of business or operation	Establishments (number)	Receipts (\$1,000)	Annual payroll (\$1,000)	First-quarter payroll (\$1,000)	Paid employees for pay period including March 12 (number)
NORTH LITTLE ROCK — Con.						
72	Personal services	67	17 723	5 569	1 272	435
721	Laundry, cleaning, and garment services	23	8 556	2 808	657	235
7211	Power laundries, family and commercial*	—	—	—	—	—
7213	Linen supply*	—	—	—	—	—
7215	Coin-operated laundries and drycleaning	3	203	65	9	6
7216	Drycleaning plants, except rug cleaning*	9	2 754	1 191	290	118
7217	Carpet and upholstery cleaning	3	(D)	(D)	(D)	BB
7218	Industrial laundriers*	1	(D)	(D)	(D)	BB
7212, 9	Other laundry, cleaning, and garment services*	7	(D)	(D)	(D)	AA
722	Photographic studios, portrait	8	2 574	626	128	52
723, 4	Beauty and barber shops	23	2 586	1 054	252	85
723	Beauty shops	20	2 144	914	216	76
724	Barber shops	3	442	140	36	9
725	Shoe repair shops and shoeshine parlors	2	(D)	(D)	(D)	AA
726	Funeral service and crematories	6	(D)	(D)	(D)	BB
729	Miscellaneous personal services	5	(D)	(D)	(D)	AA
73	Business services	77	55 576	16 124	3 615	1 532
731	Advertising	4	(D)	(D)	(D)	BB
732	Consumer credit reporting agencies, mercantile reporting agencies, and adjustment and collection agencies	4	537	144	41	13
733	Mailing, reproduction, commercial art and photography, and stenographic services	5	3 709	1 088	193	90
734	Services to dwellings and other buildings	10	2 975	1 436	338	105
735	Miscellaneous equipment rental and leasing	14	26 122	2 904	582	92
736	Personnel supply services	9	(D)	(D)	(D)	FF
737	Computer programming, data processing, and other computer related services	7	(D)	(D)	(D)	AA
7371, 2, 3	Computer programming, prepackaged software, and integrated systems	5	(D)	(D)	(D)	AA
7374, 5, 6	Data processing services	—	—	—	—	—
7377, 8, 9	Computer rental and leasing, maintenance, and related services, n.e.c.	2	(D)	(D)	(D)	AA
738	Miscellaneous business services	24	(D)	(D)	(D)	CC
75	Automotive repair, services, and parking	70	26 210	6 545	1 585	382
751	Automotive rental and leasing, without drivers	2	(D)	(D)	(D)	AA
752	Automobile parking	2	(D)	(D)	(D)	AA
753	Automotive repair shops	59	(D)	(D)	(D)	EE
7532	Top, body, and upholstery repair shops and paint shops	14	3 814	1 093	291	71
7538	General automotive repair shops	25	5 481	1 209	281	74
7533, 4, 6, 7, 9	Other automotive repair shops	20	(D)	(D)	(D)	CC
754	Automotive services, except repair	7	(D)	(D)	(D)	CC
76	Miscellaneous repair services	33	7 516	2 292	502	138
762	Electrical repair shops	14	4 221	1 162	263	64
7622	Radio and television repair shops	9	2 892	801	225	47
7623, 9	Other electrical and electronic repair shops	5	1 329	361	38	17
763	Watch, clock, and jewelry repair	—	—	—	—	—
764	Reupholstery and furniture repair	5	766	251	61	20
769	Miscellaneous repair and related services	14	2 529	879	178	54
78, 79, 84	Amusement and recreation services, including motion pictures and museums	41	14 100	2 954	487	299
781, 2	Motion picture production, distribution, and services	—	—	—	—	—
783	Motion picture theaters	3	(D)	(D)	(D)	BB
784	Video tape rental	9	1 971	414	75	58
792	Theatrical producers (except motion picture), bands, orchestras, and entertainers	2	(D)	(D)	(D)	AA
793	Bowling centers	1	(D)	(D)	(D)	BB
79 ex. 792, 3, 84	Commercial sports and other amusement and recreation services, including museums	26	6 743	1 598	214	127
80	Health services	150	83 110	38 613	7 950	1 271
801	Offices and clinics of doctors of medicine	77	45 622	24 830	4 594	418
802	Offices and clinics of dentists	35	12 402	5 165	1 156	182
803	Offices and clinics of doctors of osteopathy	—	—	—	—	—
804	Offices and clinics of other health practitioners	26	6 734	2 276	489	97
805	Nursing and personal care facilities	3	7 071	2 936	844	395
806	Hospitals	1	(D)	(D)	(D)	CC
807, 8, 9	Other health services	8	(D)	(D)	(D)	BB
81	Legal services	35	10 041	4 428	866	137
823, 4, 9	Selected educational services	5	(D)	(D)	(D)	AA
83	Social services	29	3 098	1 235	298	165
835	Child day care services	23	2 226	1 026	261	145
832, 3, 6, 9	Other social services	6	872	209	37	20

Table 5. Summary Statistics for Firms Subject to Federal Income Tax for Places With 350 Establishments or More: 1992 — Con.

[Includes only establishments with payroll. For meaning of abbreviations and symbols, see introductory text. For explanation of terms and comparability of 1987 and 1992 censuses, see appendix A. For information on geographic areas followed by ▲, see appendix F]

SIC code	Geographic area and kind of business or operation	Establishments (number)	Receipts (\$1,000)	Annual payroll (\$1,000)	First-quarter payroll (\$1,000)	Paid employees for pay period including March 12 (number)
NORTH LITTLE ROCK — Con.						
87 ex. 8733	Engineering, accounting, research, management, and related services (except noncommercial research organizations) -----	69	24 047	9 899	2 155	366
871	Engineering, architectural, and surveying services -----	20	(D)	(D)	(D)	CC
872	Accounting, auditing, and bookkeeping services -----	29	(D)	(D)	(D)	CC
873 ex. 8733	Research, development, and testing services (except noncommercial research organizations) -----	4	1 622	464	89	24
874	Management and public relations services -----	16	10 320	3 678	887	122
89	Services, n.e.c. -----	1	(D)	(D)	(D)	BB
PINE BLUFF						
	Total -----	437	175 542	64 849	14 424	4 720
70 ex. 704	Hotels, rooming houses, camps, and other lodging places (except membership lodging) -----	13	8 593	2 511	554	365
7011	Hotels and motels -----	13	8 593	2 511	554	365
7011 pt.	Hotels -----	5	5 744	1 819	379	198
7011 pt.	Motels, motor hotels, and tourist courts -----	8	2 849	692	175	167
702, 3	Other lodging places -----	—	—	—	—	—
72	Personal services -----	50	15 437	4 826	1 207	383
721	Laundry, cleaning, and garment services -----	17	(D)	(D)	(D)	CC
7211	Power laundries, family and commercial* -----	1	—	—	—	—
7213	Linen supply* -----	—	(D)	(D)	(D)	AA
7215	Coin-operated laundries and drycleaning -----	3	(D)	(D)	(D)	AA
7216	Drycleaning plants, except rug cleaning* -----	11	(D)	(D)	(D)	CC
7217	Carpet and upholstery cleaning -----	1	(D)	(D)	(D)	AA
7218	Industrial laundries* -----	1	(D)	(D)	(D)	CC
7212, 9	Other laundry, cleaning, and garment services* -----	—	—	—	—	—
722	Photographic studios, portrait -----	7	751	165	37	17
723, 4	Beauty and barber shops -----	12	(D)	(D)	(D)	BB
723	Beauty shops -----	12	(D)	(D)	(D)	BB
724	Barber shops -----	—	—	—	—	—
725	Shoe repair shops and shoeshine parlors -----	1	(D)	(D)	(D)	AA
726	Funeral service and crematories -----	6	2 965	938	220	48
729	Miscellaneous personal services -----	7	(D)	(D)	(D)	BB
73	Business services -----	42	14 772	6 074	1 290	1 761
731	Advertising -----	3	(D)	(D)	(D)	AA
732	Consumer credit reporting agencies, mercantile reporting agencies, and adjustment and collection agencies -----	4	1 889	622	144	31
733	Mailing, reproduction, commercial art and photography, and stenographic services -----	2	(D)	(D)	(D)	AA
734	Services to dwellings and other buildings -----	6	(D)	(D)	(D)	BB
735	Miscellaneous equipment rental and leasing -----	12	4 992	1 248	275	61
736	Personnel supply services -----	5	(D)	(D)	(D)	GG
737	Computer programming, data processing, and other computer related services -----	4	(D)	(D)	(D)	AA
7371, 2, 3	Computer programming, prepackaged software, and integrated systems -----	1	(D)	(D)	(D)	AA
7374, 5, 6	Data processing services -----	1	(D)	(D)	(D)	AA
7377, 8, 9	Computer rental and leasing, maintenance, and related services, n.e.c. -----	2	(D)	(D)	(D)	AA
738	Miscellaneous business services -----	6	(D)	(D)	(D)	BB
75	Automotive repair, services, and parking -----	47	12 404	2 587	637	171
751	Automotive rental and leasing, without drivers -----	2	(D)	(D)	(D)	AA
752	Automobile parking -----	—	—	—	—	—
753	Automotive repair shops -----	39	(D)	(D)	(D)	CC
7532	Top, body, and upholstery repair shops and paint shops -----	10	2 163	517	147	32
7538	General automotive repair shops -----	15	(D)	(D)	(D)	BB
7533, 4, 6, 7, 9	Other automotive repair shops -----	14	7 264	1 223	289	66
754	Automotive services, except repair -----	6	(D)	(D)	(D)	BB
76	Miscellaneous repair services -----	19	6 296	1 864	433	105
762	Electrical repair shops -----	8	3 850	1 154	269	59
7622	Radio and television repair shops -----	3	(D)	(D)	(D)	AA
7623, 9	Other electrical and electronic repair shops -----	5	(D)	(D)	(D)	BB
763	Watch, clock, and jewelry repair -----	—	—	—	—	—
764	Reupholstery and furniture repair -----	1	(D)	(D)	(D)	AA
769	Miscellaneous repair and related services -----	10	(D)	(D)	(D)	BB
78, 79, 84	Amusement and recreation services, including motion pictures and museums -----	27	6 366	1 203	256	179
781, 2	Motion picture production, distribution, and services -----	—	—	—	—	—
783	Motion picture theaters -----	5	(D)	(D)	(D)	BB
784	Video tape rental -----	8	(D)	(D)	(D)	BB
792	Theatrical producers (except motion picture), bands, orchestras, and entertainers -----	—	—	—	—	—
793	Bowling centers -----	1	(D)	(D)	(D)	BB
79 ex. 792, 3, 84	Commercial sports and other amusement and recreation services, including museums -----	13	(D)	(D)	(D)	BB

Table 5. Summary Statistics for Firms Subject to Federal Income Tax for Places With 350 Establishments or More: 1992 — Con.

[Includes only establishments with payroll. For meaning of abbreviations and symbols, see introductory text. For explanation of terms and comparability of 1987 and 1992 censuses, see appendix A. For information on geographic areas followed by ▲, see appendix F]

SIC code	Geographic area and kind of business or operation	Establishments (number)	Receipts (\$1,000)	Annual payroll (\$1,000)	First-quarter payroll (\$1,000)	Paid employees for pay period including March 12 (number)
	PINE BLUFF—Con.					
80	Health services	152	90 823	40 266	8 682	1 364
801	Offices and clinics of doctors of medicine	86	60 605	29 805	6 488	742
802	Offices and clinics of dentists	29	(D)	(D)	(D)	CC
803	Offices and clinics of doctors of osteopathy	—	—	—	—	—
804	Offices and clinics of other health practitioners	20	(D)	(D)	(D)	BB
805	Nursing and personal care facilities	3	6 614	2 736	632	301
806	Hospitals	—	—	—	—	—
807, 8, 9	Other health services	14	(D)	(D)	(D)	BB
81	Legal services	33	11 672	2 752	626	148
823, 4, 9	Selected educational services	1	(D)	(D)	(D)	AA
83	Social services	25	(D)	(D)	(D)	BB
835	Child day care services	22	(D)	(D)	(D)	BB
832, 3, 6, 9	Other social services	3	(D)	(D)	(D)	AA
87 ex. 8733	Engineering, accounting, research, management, and related services (except noncommercial research organizations)	26	7 806	2 309	640	168
871	Engineering, architectural, and surveying services	3	(D)	(D)	(D)	AA
872	Accounting, auditing, and bookkeeping services	18	(D)	(D)	(D)	CC
873 ex. 8733	Research, development, and testing services (except noncommercial research organizations)	—	—	—	—	—
874	Management and public relations services	5	(D)	(D)	(D)	BB
89	Services, n.e.c.	2	(D)	(D)	(D)	AA

Table 6. Summary Statistics for Firms Subject to Federal Income Tax for Counties With 350 Establishments or More: 1992

[Includes only establishments with payroll. For meaning of abbreviations and symbols, see introductory text. For explanation of terms and comparability of 1987 and 1992 censuses, see appendix A. For information on geographic areas followed by ▲, see appendix F]

SIC code	Geographic area and kind of business or operation	Establishments (number)	Receipts (\$1,000)	Annual payroll (\$1,000)	First-quarter payroll (\$1,000)	Paid employees for pay period including March 12 (number)
	BENTON COUNTY					
	Total	624	195 365	81 402	17 750	4 908
70 ex. 704	Hotels, rooming houses, camps, and other lodging places (except membership lodging)	24	(D)	(D)	(D)	CC
7011	Hotels and motels	22	8 676	1 782	386	231
7011 pt.	Hotels	4	2 281	512	204	83
7011 pt.	Motels, motor hotels, and tourist courts	18	6 395	1 270	182	148
702, 3	Other lodging places	2	(D)	(D)	(D)	AA
72	Personal services	72	12 802	4 399	1 080	386
721	Laundry, cleaning, and garment services	20	4 408	1 663	392	138
7211	Power laundries, family and commercial*	—	—	—	—	—
7213	Linen supply*	—	—	—	—	—
7215	Coin-operated laundries and drycleaning	6	(D)	(D)	(D)	AA
7216	Drycleaning plants, except rug cleaning	10	1 528	551	129	48
7217	Carpet and upholstery cleaning	1	(D)	(D)	(D)	AA
7218	Industrial launderers*	2	(D)	(D)	(D)	BB
7212, 9	Other laundry, cleaning, and garment services*	1	(D)	(D)	(D)	AA
722	Photographic studios, portrait	3	723	47	8	3
723, 4	Beauty and barber shops	29	3 363	1 640	372	154
723	Beauty shops	29	3 363	1 640	372	154
724	Barber shops	—	—	—	—	—
725	Shoe repair shops and shoeshine parlors	—	—	—	—	—
726	Funeral service and crematories	10	3 283	901	224	55
729	Miscellaneous personal services	10	1 025	148	84	36

Table 6. Summary Statistics for Firms Subject to Federal Income Tax for Counties With 350 Establishments or More: 1992 — Con.

[Includes only establishments with payroll. For meaning of abbreviations and symbols, see introductory text. For explanation of terms and comparability of 1987 and 1992 censuses, see appendix A. For information on geographic areas followed by ▲, see appendix F]

SIC code	Geographic area and kind of business or operation	Establishments (number)	Receipts (\$1,000)	Annual payroll (\$1,000)	First-quarter payroll (\$1,000)	Paid employees for pay period including March 12 (number)
BENTON COUNTY—Con.						
73	Business services	105	30 758	13 575	2 914	1 356
731	Advertising	2	(D)	(D)	(D)	AA
732	Consumer credit reporting agencies, mercantile reporting agencies, and adjustment and collection agencies	3	(D)	(D)	(D)	BB
733	Mailing, reproduction, commercial art and photography, and stenographic services	6	1 789	411	114	19
734	Services to dwellings and other buildings	24	5 243	1 964	334	190
735	Miscellaneous equipment rental and leasing	16	4 314	922	209	53
736	Personnel supply services	12	9 694	7 302	1 555	889
737	Computer programming, data processing, and other computer related services	12	2 889	959	245	32
7371, 2, 3	Computer programming, prepackaged software, and integrated systems	8	(D)	(D)	(D)	BB
7374, 5, 6	Data processing services	—	—	—	—	—
7377, 8, 9	Computer rental and leasing, maintenance, and related services, n.e.c.	4	(D)	(D)	(D)	AA
738	Miscellaneous business services	30	(D)	(D)	(D)	CC
75	Automotive repair, services, and parking	70	12 963	3 459	842	251
751	Automotive rental and leasing, without drivers	1	(D)	(D)	(D)	AA
752	Automobile parking	—	—	—	—	—
753	Automotive repair shops	58	11 443	2 976	705	183
7532	Top, body, and upholstery repair shops and paint shops	20	3 298	929	205	57
7538	General automotive repair shops	24	5 377	1 242	288	78
7533, 4, 6, 7, 9	Other automotive repair shops	14	2 768	805	212	48
754	Automotive services, except repair	11	(D)	(D)	(D)	BB
76	Miscellaneous repair services	27	9 965	3 529	782	139
762	Electrical repair shops	7	(D)	(D)	(D)	BB
7622	Radio and television repair shops	5	(D)	(D)	(D)	BB
7623, 9	Other electrical and electronic repair shops	2	(D)	(D)	(D)	AA
763	Watch, clock, and jewelry repair	—	—	—	—	—
764	Reupholstery and furniture repair	1	(D)	(D)	(D)	AA
769	Miscellaneous repair and related services	19	6 202	1 406	337	81
78, 79, 84	Amusement and recreation services, including motion pictures and museums	47	11 752	3 777	699	360
781, 2	Motion picture production, distribution, and services	1	(D)	(D)	(D)	AA
783	Motion picture theaters	3	1 000	173	42	30
784	Video tape rental	15	3 678	1 535	309	97
792	Theatrical producers (except motion picture), bands, orchestras, and entertainers	1	(D)	(D)	(D)	AA
793	Bowling centers	2	(D)	(D)	(D)	BB
79 ex. 792, 3; 84	Commercial sports and other amusement and recreation services, including museums	25	6 166	1 806	281	188
80	Health services	137	73 552	37 360	8 153	1 458
801	Offices and clinics of doctors of medicine	45	38 254	22 727	4 750	523
802	Offices and clinics of dentists	41	11 768	4 548	1 077	199
803	Offices and clinics of doctors of osteopathy	3	(D)	(D)	(D)	AA
804	Offices and clinics of other health practitioners	28	6 276	1 934	399	104
805	Nursing and personal care facilities	8	13 102	6 182	1 482	563
806	Hospitals	—	—	—	—	—
807, 8, 9	Other health services	12	(D)	(D)	(D)	BB
81	Legal services	45	7 776	2 415	501	111
823, 4, 9	Selected educational services	2	(D)	(D)	(D)	AA
83	Social services	27	5 642	1 868	431	228
835	Child day care services	19	2 034	837	183	118
832, 3, 6, 9	Other social services	8	3 608	1 031	248	110
87 ex. 8733	Engineering, accounting, research, management, and related services (except noncommercial research organizations)	66	20 583	8 993	1 922	373
871	Engineering, architectural, and surveying services	22	13 538	6 258	1 360	251
872	Accounting, auditing, and bookkeeping services	32	4 175	1 642	417	108
873 ex. 8733	Research, development, and testing services (except noncommercial research organizations)	—	—	—	—	—
874	Management and public relations services	12	2 870	1 093	145	14
89	Services, n.e.c.	2	(D)	(D)	(D)	AA

Table 6. Summary Statistics for Firms Subject to Federal Income Tax for Counties With 350 Establishments or More: 1992 — Con.

[Includes only establishments with payroll. For meaning of abbreviations and symbols, see introductory text. For explanation of terms and comparability of 1987 and 1992 censuses, see appendix A. For information on geographic areas followed by ▲, see appendix F]

SIC code	Geographic area and kind of business or operation	Establishments (number)	Receipts (\$1,000)	Annual payroll (\$1,000)	First-quarter payroll (\$1,000)	Paid employees for pay period including March 12 (number)
CRAIGHEAD COUNTY						
	Total	485	241 547	104 927	21 766	4 616
70 ex. 704	Hotels, rooming houses, camps, and other lodging places (except membership lodging)	11	7 098	1 979	464	279
7011	Hotels and motels	11	7 098	1 979	464	279
7011 pt.	Hotels	3	(D)	(D)	(D)	CC
7011 pt.	Motels, motor hotels, and tourist courts	8	(D)	(D)	(D)	CC
702, 3	Other lodging places	—	—	—	—	—
72	Personal services	55	15 158	4 921	1 189	440
721	Laundry, cleaning, and garment services	15	8 303	2 986	697	229
7211	Power laundries, family and commercial*	—	—	—	—	—
7213	Linen supply*	3	(D)	(D)	(D)	BB
7215	Coin-operated laundries and drycleaning	2	(D)	(D)	(D)	AA
7216	Drycleaning plants, except rug cleaning*	6	1 300	759	159	50
7217	Carpet and upholstery cleaning	1	(D)	(D)	(D)	AA
7218	Industrial laundrers*	2	(D)	(D)	(D)	BB
7212, 9	Other laundry, cleaning, and garment services*	1	(D)	(D)	(D)	AA
722	Photographic studios, portrait	5	775	194	51	15
723, 4	Beauty and barber shops	16	1 654	577	142	61
723	Beauty shops	14	(D)	(D)	(D)	BB
724	Barber shops	2	(D)	(D)	(D)	AA
725	Shoe repair shops and shoeshine parlors	1	(D)	(D)	(D)	AA
726	Funeral service and crematories	5	2 493	712	160	29
729	Miscellaneous personal services	13	(D)	(D)	(D)	CC
73	Business services	77	32 477	13 479	2 786	1 086
731	Advertising	8	1 349	329	88	28
732	Consumer credit reporting agencies, mercantile reporting agencies, and adjustment and collection agencies	2	(D)	(D)	(D)	BB
733	Mailing, reproduction, commercial art and photography, and stenographic services	4	659	97	20	14
734	Services to dwellings and other buildings	18	4 121	1 630	357	135
735	Miscellaneous equipment rental and leasing	10	6 486	1 284	286	64
736	Personnel supply services	6	8 907	6 136	1 113	571
737	Computer programming, data processing, and other computer related services	11	4 950	2 001	465	92
7371, 2, 3	Computer programming, prepackaged software, and integrated systems	4	(D)	(D)	(D)	BB
7374, 5, 6	Data processing services	3	(D)	(D)	(D)	BB
7377, 8, 9	Computer rental and leasing, maintenance, and related services, n.e.c.	4	(D)	(D)	(D)	AA
738	Miscellaneous business services	18	(D)	(D)	(D)	CC
75	Automotive repair, services, and parking	47	9 803	1 960	472	126
751	Automotive rental and leasing, without drivers	4	(D)	(D)	(D)	AA
752	Automobile parking	—	—	—	—	—
753	Automotive repair shops	41	8 795	1 743	431	110
7532	Top, body, and upholstery repair shops and paint shops	9	2 811	520	125	29
7538	General automotive repair shops	20	4 509	940	246	63
7533, 4, 6, 7, 9	Other automotive repair shops	12	1 475	283	60	18
754	Automotive services, except repair	2	(D)	(D)	(D)	AA
76	Miscellaneous repair services	26	(D)	(D)	(D)	BB
762	Electrical repair shops	9	971	191	47	18
7622	Radio and television repair shops	4	325	72	22	11
7623, 9	Other electrical and electronic repair shops	5	646	119	25	7
763	Watch, clock, and jewelry repair	—	—	—	—	—
764	Reupholstery and furniture repair	2	(D)	(D)	(D)	AA
769	Miscellaneous repair and related services	15	(D)	(D)	(D)	BB
78, 79, 84	Amusement and recreation services, including motion pictures and museums	26	6 836	1 237	326	211
781, 2	Motion picture production, distribution, and services	1	(D)	(D)	(D)	AA
783	Motion picture theaters	2	(D)	(D)	(D)	BB
784	Video tape rental	3	(D)	(D)	(D)	BB
792	Theatrical producers (except motion picture), bands, orchestras, and entertainers	—	—	—	—	—
793	Bowling centers	1	(D)	(D)	(D)	BB
79 ex. 792, 3, 84	Commercial sports and other amusement and recreation services, including museums	19	3 369	573	157	136
80	Health services	143	138 576	68 967	14 120	1 919
801	Offices and clinics of doctors of medicine	65	71 811	45 370	8 595	732
802	Offices and clinics of dentists	29	9 707	2 769	593	147
803	Offices and clinics of doctors of osteopathy	—	—	—	—	—
804	Offices and clinics of other health practitioners	28	7 801	3 067	564	101
805	Nursing and personal care facilities	7	(D)	(D)	(D)	EE
806	Hospitals	2	(D)	(D)	(D)	EE
807, 8, 9	Other health services	12	(D)	(D)	(D)	CC
81	Legal services	39	14 333	5 497	862	154
823, 4, 9	Selected educational services	1	(D)	(D)	(D)	AA

Table 6. Summary Statistics for Firms Subject to Federal Income Tax for Counties With 350 Establishments or More: 1992 — Con.

[Includes only establishments with payroll. For meaning of abbreviations and symbols, see introductory text. For explanation of terms and comparability of 1987 and 1992 censuses, see appendix A. For information on geographic areas followed by ▲, see appendix F]

SIC code	Geographic area and kind of business or operation	Establishments (number)	Receipts (\$1,000)	Annual payroll (\$1,000)	First-quarter payroll (\$1,000)	Paid employees for pay period including March 12 (number)
CRAIGHEAD COUNTY — Con.						
83	Social services	21	2 936	1 315	258	104
835	Child day care services	15	1 078	485	88	64
832, 3, 6, 9	Other social services	6	1 858	830	170	40
87 ex. 8733	Engineering, accounting, research, management, and related services (except noncommercial research organizations)	39	10 553	4 784	1 110	231
871	Engineering, architectural, and surveying services	9	3 685	1 701	379	66
872	Accounting, auditing, and bookkeeping services	25	5 972	2 619	627	126
873 ex. 8733	Research, development, and testing services (except noncommercial research organizations)	—	—	—	—	—
874	Management and public relations services	5	896	464	104	39
89	Services, n.e.c.	—	—	—	—	—
GARLAND COUNTY						
	Total	622	275 299	90 920	20 858	5 881
70 ex. 704	Hotels, rooming houses, camps, and other lodging places (except membership lodging)	37	23 666	6 597	1 423	706
7011	Hotels and motels	32	21 830	6 184	1 356	674
7011 pt.	Hotels	10	12 164	3 863	774	382
7011 pt.	Motels, motor hotels, and tourist courts	22	9 666	2 321	582	292
702, 3	Other lodging places	5	1 836	413	67	32
72	Personal services	61	10 776	3 802	923	332
721	Laundry, cleaning, and garment services	12	2 654	1 070	240	112
7211	Power laundries, family and commercial*	1	(D)	(D)	(D)	BB
7213	Linen supply*	—	—	—	—	—
7215	Coin-operated laundries and drycleaning	2	(D)	(D)	(D)	AA
7216	Drycleaning plants, except rug cleaning*	9	(D)	(D)	(D)	BB
7217	Carpet and upholstery cleaning	—	—	—	—	—
7218	Industrial launderers*	—	—	—	—	—
7212, 9	Other laundry, cleaning, and garment services*	—	—	—	—	—
722	Photographic studios, portrait	5	1 036	174	40	18
723, 4	Beauty and barber shops	26	2 622	913	191	92
723	Beauty shops	25	(D)	(D)	(D)	BB
724	Barber shops	1	(D)	(D)	(D)	AA
725	Shoe repair shops and shoeshine parlors	2	(D)	(D)	(D)	AA
726	Funeral service and crematories	6	2 775	949	217	38
729	Miscellaneous personal services	10	(D)	(D)	(D)	BB
73	Business services	71	18 384	7 342	1 585	734
731	Advertising	1	(D)	(D)	(D)	AA
732	Consumer credit reporting agencies, mercantile reporting agencies, and adjustment and collection agencies	5	(D)	(D)	(D)	BB
733	Mailing, reproduction, commercial art and photography, and stenographic services	3	311	118	11	5
734	Services to dwellings and other buildings	21	4 367	1 712	295	158
735	Miscellaneous equipment rental and leasing	8	2 866	630	150	37
736	Personnel supply services	5	3 197	2 335	507	260
737	Computer programming, data processing, and other computer related services	5	355	65	3	4
7371, 2, 3	Computer programming, prepackaged software, and integrated systems	3	(D)	(D)	(D)	AA
7374, 5, 6	Data processing services	1	(D)	(D)	(D)	AA
7377, 8, 9	Computer rental and leasing, maintenance, and related services, n.e.c.	1	(D)	(D)	(D)	AA
738	Miscellaneous business services	23	5 994	1 887	460	227
75	Automotive repair, services, and parking	63	10 939	2 979	730	221
751	Automotive rental and leasing, without drivers	5	1 343	440	107	18
752	Automobile parking	5	126	34	15	18
753	Automotive repair shops	42	8 796	2 407	586	167
7532	Top, body, and upholstery repair shops and paint shops	12	2 371	751	187	42
7538	General automotive repair shops	18	2 854	669	162	64
7533, 4, 6, 7, 9	Other automotive repair shops	12	3 571	987	237	61
754	Automotive services, except repair	11	674	98	22	18
76	Miscellaneous repair services	17	3 849	1 091	229	65
762	Electrical repair shops	7	2 203	802	170	43
7622	Radio and television repair shops	2	(D)	(D)	(D)	AA
7623, 9	Other electrical and electronic repair shops	5	(D)	(D)	(D)	BB
763	Watch, clock, and jewelry repair	—	—	—	—	—
764	Reupholstery and furniture repair	—	—	—	—	—
769	Miscellaneous repair and related services	10	1 646	289	59	22

Table 6. Summary Statistics for Firms Subject to Federal Income Tax for Counties With 350 Establishments or More: 1992 — Con.

[Includes only establishments with payroll. For meaning of abbreviations and symbols, see introductory text. For explanation of terms and comparability of 1987 and 1992 censuses, see appendix A. For information on geographic areas followed by ▲, see appendix F]

SIC code	Geographic area and kind of business or operation	Establishments (number)	Receipts (\$1,000)	Annual payroll (\$1,000)	First-quarter payroll (\$1,000)	Paid employees for pay period including March 12 (number)
GARLAND COUNTY — Con.						
78, 79, 84	Amusement and recreation services, including motion pictures and museums	66	50 198	8 440	2 883	1 370
781, 2	Motion picture production, distribution, and services	—	—	—	—	—
783	Motion picture theaters	3	(D)	(D)	(D)	AA
784	Video tape rental	14	1 518	368	84	46
792	Theatrical producers (except motion picture), bands, orchestras, and entertainers	3	(D)	(D)	(D)	AA
793	Bowling centers	3	(D)	(D)	(D)	BB
79 ex. 792, 3; 84	Commercial sports and other amusement and recreation services, including museums	43	46 141	7 568	2 695	1 267
80	Health services	157	127 457	49 319	10 627	1 870
801	Offices and clinics of doctors of medicine	73	51 662	27 170	4 971	524
802	Offices and clinics of dentists	38	10 343	3 807	941	183
803	Offices and clinics of doctors of osteopathy	—	—	—	—	—
804	Offices and clinics of other health practitioners	27	4 953	1 466	353	85
805	Nursing and personal care facilities	5	9 808	4 229	1 027	369
806	Hospitals	1	(D)	(D)	(D)	FF
807, 8, 9	Other health services	13	(D)	(D)	(D)	CC
81	Legal services	55	9 861	2 873	593	138
823, 4, 9	Selected educational services	4	(D)	(D)	(D)	BB
83	Social services	24	3 032	1 146	280	131
835	Child day care services	15	1 169	518	123	73
832, 3, 6, 9	Other social services	9	1 863	628	157	58
87 ex. 8733	Engineering, accounting, research, management, and related services (except noncommercial research organizations)	65	16 803	7 220	1 555	287
871	Engineering, architectural, and surveying services	20	10 052	3 706	805	122
872	Accounting, auditing, and bookkeeping services	29	4 920	2 619	528	102
873 ex. 8733	Research, development, and testing services (except noncommercial research organizations)	1	(D)	(D)	(D)	AA
874	Management and public relations services	15	(D)	(D)	(D)	BB
89	Services, n.e.c.	2	(D)	(D)	(D)	AA
JEFFERSON COUNTY (Coextensive with Pine Bluff, AR MSA; see table 7a.)						
PULASKI COUNTY						
	Total	3 534	2 126 836	867 744	191 112	42 426
70 ex. 704	Hotels, rooming houses, camps, and other lodging places (except membership lodging)	61	77 891	22 387	5 218	2 380
7011	Hotels and motels	58	76 809	22 186	5 181	2 361
7011 pt.	Hotels	26	(D)	(D)	(D)	GG
7011 pt.	Hotels, 25 guestrooms or more	25	(D)	(D)	(D)	GG
7011 pt.	Hotels, less than 25 guestrooms	1	(D)	(D)	(D)	AA
7011 pt.	Motels, motor hotels, and tourist courts	32	(D)	(D)	(D)	FF
7011 pt.	Motels, tourist courts	30	(D)	(D)	(D)	FF
7011 pt.	Motor hotels	2	(D)	(D)	(D)	BB
702, 3	Other lodging places	3	1 082	201	37	19
702	Rooming and boarding houses	1	(D)	(D)	(D)	AA
703	Camps and recreational vehicle parks	2	(D)	(D)	(D)	AA
72	Personal services	334	80 665	27 585	6 553	2 390
721	Laundry, cleaning, and garment services	104	34 002	12 468	2 914	1 027
7211	Power laundries, family and commercial*	1	(D)	(D)	(D)	AA
7213	Linen supply*	2	(D)	(D)	(D)	CC
7215	Coin-operated laundries and drycleaning	16	(D)	(D)	(D)	BB
7216	Drycleaning plants, except rug cleaning*	54	(D)	(D)	(D)	FF
7217	Carpet and upholstery cleaning	15	(D)	(D)	(D)	BB
7218	Industrial launderers*	2	(D)	(D)	(D)	CC
7212, 9	Other laundry, cleaning, and garment services*	14	(D)	(D)	(D)	BB
7212	Garment pressing, and agents for laundries and drycleaners	6	(D)	(D)	(D)	AA
7219	Laundry and garment services, n.e.c.*	8	(D)	(D)	(D)	AA
722	Photographic studios, portrait	30	9 680	2 592	560	205
723, 4	Beauty and barber shops	141	14 869	6 521	1 551	534
723	Beauty shops	128	(D)	(D)	(D)	EE
724	Barber shops	13	(D)	(D)	(D)	BB
725	Shoe repair shops and shoeshine parlors	10	(D)	(D)	(D)	AA
726	Funeral service and crematories	17	9 369	2 400	543	114
729	Miscellaneous personal services	32	(D)	(D)	(D)	EE
7291	Tax return preparation services	7	(D)	(D)	(D)	CC
7299	Miscellaneous personal services, n.e.c.	25	(D)	(D)	(D)	EE

Table 6. Summary Statistics for Firms Subject to Federal Income Tax for Counties With 350 Establishments or More: 1992 — Con.

[Includes only establishments with payroll. For meaning of abbreviations and symbols, see introductory text. For explanation of terms and comparability of 1987 and 1992 censuses, see appendix A. For information on geographic areas followed by ▲, see appendix F]

SIC code	Geographic area and kind of business or operation	Establishments (number)	Receipts (\$1,000)	Annual payroll (\$1,000)	First-quarter payroll (\$1,000)	Paid employees for pay period including March 12 (number)
PULASKI COUNTY—Con.						
73	Business services	644	585 925	252 294	58 769	17 646
731	Advertising	57	38 198	11 486	2 493	406
7311	Advertising agencies	48	(D)	(D)	(D)	EE
7312	Outdoor advertising services	6	(D)	(D)	(D)	BB
7313	Radio, television, publishers' advertising representatives	1	(D)	(D)	(D)	AA
7319	Advertising, n.e.c.	2	(D)	(D)	(D)	AA
732	Consumer credit reporting agencies, mercantile reporting agencies, and adjustment and collection agencies	29	(D)	(D)	(D)	CC
7322	Adjustment and collection services	25	(D)	(D)	(D)	CC
7323	Credit reporting services	4	(D)	(D)	(D)	BB
733	Mailing, reproduction, commercial art and photography, and stenographic services	49	(D)	(D)	(D)	EE
7331	Direct mail advertising services	8	(D)	(D)	(D)	CC
7334	Photocopying and duplicating services	11	(D)	(D)	(D)	CC
7335, 6	Commercial photography, art, and graphics	16	(D)	(D)	(D)	BB
7335	Commercial photography	4	(D)	(D)	(D)	AA
7336	Commercial art and graphic design	12	(D)	(D)	(D)	BB
7338	Secretarial and court reporting services	14	1 498	340	66	35
734	Services to dwellings and other buildings	110	(D)	(D)	(D)	GG
7342	Disinfecting and pest control services	25	(D)	(D)	(D)	EE
7349	Building cleaning and maintenance services, n.e.c.	85	23 344	12 298	3 004	1 904
735	Miscellaneous equipment rental and leasing	62	74 334	10 214	2 080	373
7352	Medical equipment rental and leasing	9	(D)	(D)	(D)	BB
7353	Heavy construction equipment rental and leasing	5	(D)	(D)	(D)	AA
7359	Equipment rental and leasing, n.e.c.	48	63 863	8 707	1 750	316
736	Personnel supply services	80	164 593	126 009	29 802	9 967
7361	Employment agencies	22	(D)	(D)	(D)	BB
7363	Help supply services	58	(D)	(D)	(D)	II
7363 pt.	Temporary help supply	41	(D)	(D)	(D)	HH
7363 pt.	Help supply, except temporary	17	(D)	(D)	(D)	II
737	Computer programming, data processing, and other computer related services	95	(D)	(D)	(D)	GG
7371, 2, 3	Computer programming, prepackaged software, and integrated systems	49	29 979	11 965	2 765	324
7371	Computer programming services	34	21 435	9 191	2 298	250
7372	Prepackaged software	7	2 298	1 013	201	27
7373	Computer integrated systems	8	6 246	1 761	266	47
7374, 5, 6	Data processing services	31	(D)	(D)	(D)	FF
7374, 5	Computer processing, information retrieval	20	(D)	(D)	(D)	FF
7376	Computer facilities management services	11	(D)	(D)	(D)	EE
7377, 8, 9	Computer rental and leasing, maintenance, and related services, n.e.c.	15	(D)	(D)	(D)	BB
7377	Computer rental and leasing	—	—	—	—	—
7378	Computer maintenance and repair	10	(D)	(D)	(D)	BB
7379	Computer related services, n.e.c.	5	(D)	(D)	(D)	AA
738	Miscellaneous business services	162	(D)	(D)	(D)	HH
7381, 2	Detective agencies and protective services	41	(D)	(D)	(D)	GG
7381	Detective, guard, and armored car services	30	(D)	(D)	(D)	GG
7382	Security systems services	11	(D)	(D)	(D)	CC
7383	News syndicates	2	(D)	(D)	(D)	AA
7384	Photofinishing laboratories*	14	(D)	(D)	(D)	BB
7389	Business services, n.e.c.	105	(D)	(D)	(D)	FF
7389 pt.	Sign painting shops	5	(D)	(D)	(D)	AA
7389 pt.	Interior designing	9	1 740	224	88	11
7389 pt.	Telephone answering services	7	(D)	(D)	(D)	BB
7389 pt.	Other business services	84	(D)	(D)	(D)	FF
75	Automotive repair, services, and parking	338	146 554	30 086	7 122	1 824
751	Automotive rental and leasing, without drivers	27	(D)	(D)	(D)	EE
7513	Truck rental and leasing, without drivers	17	47 766	5 083	1 228	241
7514, 5	Passenger car rental and leasing	10	(D)	(D)	(D)	EE
7514	Passenger car rental	9	(D)	(D)	(D)	EE
7515	Passenger car leasing	1	(D)	(D)	(D)	AA
7519	Utility trailer and recreational vehicle rental	—	—	—	—	—
752	Automobile parking	59	(D)	(D)	(D)	BB
753	Automotive repair shops	217	63 960	15 780	3 848	897
7532	Top, body, and upholstery repair shops and paint shops	48	13 186	3 720	957	219
7532 pt.	Top and body repair shops	44	(D)	(D)	(D)	CC
7532 pt.	Paint shops	4	(D)	(D)	(D)	BB
7538	General automotive repair shops	96	26 074	5 736	1 438	360
7538 pt.	General automotive repair shops, except diesel	84	23 689	5 143	1 301	325
7538 pt.	Diesel repair shops	12	2 385	593	137	35
7533, 4, 6, 7, 9	Other automotive repair shops	73	24 700	6 324	1 453	318
7533	Automotive exhaust system repair shops	5	(D)	(D)	(D)	BB
7534	Tire retreading and repair shops	4	(D)	(D)	(D)	BB
7536	Automotive glass replacement shops	12	(D)	(D)	(D)	BB
7537	Automotive transmission repair shops	17	4 064	1 355	314	63
7539	Automotive repair shops, n.e.c.	35	(D)	(D)	(D)	CC
7539 pt.	Radiator repair	6	(D)	(D)	(D)	BB
7539 pt.	Brake, front end, and wheel alignment	15	6 037	1 698	395	81
7539 pt.	Automotive electrical and fuel system services	11	1 865	452	106	33
7539 pt.	Other automotive repair shops, n.e.c.	3	(D)	(D)	(D)	AA
754	Automotive services, except repair	35	(D)	(D)	(D)	EE
7542	Carwashes	16	(D)	(D)	(D)	CC
7549	Automotive services, except repair and carwashes	19	(D)	(D)	(D)	CC

Table 6. Summary Statistics for Firms Subject to Federal Income Tax for Counties With 350 Establishments or More: 1992 — Con.

[Includes only establishments with payroll. For meaning of abbreviations and symbols, see introductory text. For explanation of terms and comparability of 1987 and 1992 censuses, see appendix A. For information on geographic areas followed by ▲, see appendix F]

SIC code	Geographic area and kind of business or operation	Establishments (number)	Receipts (\$1,000)	Annual payroll (\$1,000)	First-quarter payroll (\$1,000)	Paid employees for pay period including March 12 (number)
PULASKI COUNTY—Con.						
76	Miscellaneous repair services -----	144	50 597	15 578	3 735	933
762	Electrical repair shops -----	49	23 518	8 007	1 964	518
7622	Radio and television repair shops -----	18	5 189	1 823	468	96
7623, 9	Other electrical and electronic repair shops -----	31	18 329	6 184	1 496	422
7623	Refrigeration and air-conditioning service and repair shops -----	8	2 775	636	125	32
7629	Electrical and electronic repair shops, n.e.c. -----	23	15 554	5 548	1 371	390
763	Watch, clock, and jewelry repair -----	2	(D)	(D)	(D)	AA
764	Reupholstery and furniture repair -----	19	2 172	662	154	52
769	Miscellaneous repair and related services -----	74	(D)	(D)	(D)	EE
7692	Welding repair -----	4	(D)	(D)	(D)	AA
7694	Armature rewinding shops -----	7	(D)	(D)	(D)	BB
7699	Repair shops and related services, n.e.c. -----	63	15 782	4 264	1 013	256
78, 79, 84	Amusement and recreation services, including motion pictures and museums -----	202	86 006	16 173	3 553	1 731
781, 2	Motion picture production, distribution, and services -----	21	(D)	(D)	(D)	CC
783	Motion picture theaters -----	12	13 208	1 948	408	211
7832	Motion picture theaters, except drive-in -----	12	13 208	1 948	408	211
7833	Drive-in motion picture theaters -----	—	—	—	—	—
784	Video tape rental -----	42	(D)	(D)	(D)	EE
792	Theatrical producers (except motion picture), bands, orchestras, and entertainers -----	15	4 170	886	168	60
7922	Theatrical producers (except motion picture) and miscellaneous theatrical services -----	12	(D)	(D)	(D)	BB
7929	Bands, orchestras, actors, and other entertainers and entertainment groups -----	3	(D)	(D)	(D)	AA
793	Bowling centers -----	5	(D)	(D)	(D)	CC
79 ex. 792, 3, 84	Commercial sports and other amusement and recreation services, including museums -----	107	27 861	7 869	1 696	915
794	Commercial sports -----	3	(D)	(D)	(D)	BB
7941	Professional sports clubs, managers, promoters -----	2	(D)	(D)	(D)	AA
7948	Racing, including track operation -----	1	(D)	(D)	(D)	AA
79 ex. 792, 3, 4; 84	Other amusement and recreation services, including museums -----	104	(D)	(D)	(D)	FF
791	Dance studios, schools, and halls -----	18	(D)	(D)	(D)	BB
7991	Physical fitness facilities -----	17	6 380	2 015	487	335
7992	Public golf courses -----	2	(D)	(D)	(D)	AA
7993	Coin-operated amusement devices -----	10	2 749	484	100	39
7996	Amusement parks -----	2	(D)	(D)	(D)	BB
7997	Membership sports and recreation clubs -----	14	6 248	2 226	492	195
7999, 84	Amusement and recreation services, including museums, n.e.c. -----	41	5 880	1 363	331	196
7999 pt.	Concession operators of amusement devices and rides -----	5	321	105	11	7
7999 pt.	Carnivals, circuses, and fairs -----	1	(D)	(D)	(D)	AA
7999 pt., 84	Other recreation and amusements, including museums -----	35	(D)	(D)	(D)	CC
80	Health services -----	876	686 856	327 164	67 122	9 131
801	Offices and clinics of doctors of medicine -----	474	393 400	220 852	42 233	3 600
8011 pt.	Offices of doctors of medicine -----	461	382 083	217 335	41 452	3 502
8011 pt.	General medical clinics -----	13	11 317	3 517	781	98
802	Offices and clinics of dentists -----	176	55 156	22 707	4 882	863
803	Offices and clinics of doctors of osteopathy -----	2	(D)	(D)	(D)	AA
804	Offices and clinics of other health practitioners -----	134	36 167	13 740	3 177	599
8041	Offices and clinics of chiropractors -----	39	8 673	2 995	701	131
8042	Offices and clinics of optometrists -----	31	9 885	2 632	633	159
8043	Offices and clinics of podiatrists -----	7	1 458	437	96	22
8049	Offices and clinics of health practitioners, n.e.c. -----	57	16 151	7 676	1 747	287
805	Nursing and personal care facilities -----	22	46 553	20 542	4 897	1 925
8051	Skilled nursing care facilities -----	18	(D)	(D)	(D)	GG
8052	Intermediate care facilities -----	2	(D)	(D)	(D)	CC
8059	Nursing and personal care facilities, n.e.c. -----	2	(D)	(D)	(D)	BB
806	Hospitals -----	5	(D)	(D)	(D)	GG
8062	General medical and surgical hospitals -----	1	(D)	(D)	(D)	FF
8063, 9	Specialty hospitals -----	4	(D)	(D)	(D)	FF
807, 8, 9	Other health services -----	63	(D)	(D)	(D)	FF
807	Medical and dental laboratories -----	25	(D)	(D)	(D)	CC
8071	Medical laboratories -----	17	13 369	2 542	594	129
8072	Dental laboratories -----	8	(D)	(D)	(D)	BB
808	Home health care services -----	13	(D)	(D)	(D)	EE
809	Miscellaneous health and allied services, n.e.c. -----	25	(D)	(D)	(D)	CC
8092	Kidney dialysis centers -----	4	(D)	(D)	(D)	BB
8093	Specialty outpatient facilities, n.e.c. -----	15	(D)	(D)	(D)	CC
8099	Health and allied services, n.e.c. -----	6	(D)	(D)	(D)	BB
81	Legal services -----	324	167 845	75 482	16 244	1 832
823, 4, 9	Selected educational services -----	25	(D)	(D)	(D)	CC
823	Libraries -----	—	—	—	—	—
824	Vocational schools -----	9	6 440	2 371	599	110
829	Schools and educational services, n.e.c. -----	16	(D)	(D)	(D)	BB
83	Social services -----	130	25 552	11 004	2 619	1 225
835	Child day care services -----	93	10 129	5 092	1 260	790
832, 3, 6, 9	Other social services -----	37	15 423	5 912	1 359	435

Table 6. Summary Statistics for Firms Subject to Federal Income Tax for Counties With 350 Establishments or More: 1992 — Con.

[Includes only establishments with payroll. For meaning of abbreviations and symbols, see introductory text. For explanation of terms and comparability of 1987 and 1992 censuses, see appendix A. For information on geographic areas followed by ▲, see appendix F]

SIC code	Geographic area and kind of business or operation	Establishments (number)	Receipts (\$1,000)	Annual payroll (\$1,000)	First-quarter payroll (\$1,000)	Paid employees for pay period including March 12 (number)
PULASKI COUNTY—Con.						
87 ex. 8733	Engineering, accounting, research, management, and related services (except noncommercial research organizations) -----	432	201 676	83 156	18 733	3 058
871	Engineering, architectural, and surveying services -----	126	84 124	35 498	7 497	1 120
8711	Engineering services -----	76	56 685	23 849	4 923	756
8712	Architectural services -----	40	25 618	10 924	2 330	321
8713	Surveying services -----	10	1 821	725	244	43
872	Accounting, auditing, and bookkeeping services -----	174	59 027	23 571	5 369	830
873 ex. 8733	Research, development, and testing services (except noncommercial research organizations) -----	22	11 275	4 166	1 044	332
8731	Commercial physical and biological research -----	3	(D)	(D)	(D)	BB
8732	Commercial economic, sociological, and educational research -----	12	5 521	1 764	509	225
8734	Testing laboratories -----	7	(D)	(D)	(D)	BB
874	Management and public relations services -----	110	47 250	19 921	4 823	776
8741	Management services -----	41	(D)	(D)	(D)	EE
8742	Management consulting services -----	46	19 765	8 970	2 261	375
8743	Public relations services -----	5	(D)	(D)	(D)	AA
8744	Facilities support management services -----	—	—	—	—	—
8748	Business consulting services, n.e.c. -----	18	2 464	1 395	248	35
89	Services, n.e.c. -----	24	(D)	(D)	(D)	CC
SEBASTIAN COUNTY						
	Total -----	831	492 763	186 920	41 025	15 010
70 ex. 704	Hotels, rooming houses, camps, and other lodging places (except membership lodging) -----	20	(D)	(D)	(D)	EE
7011	Hotels and motels -----	20	(D)	(D)	(D)	EE
7011 pt. 7011 pt.	Hotels -----	6	11 159	3 072	791	337
	Motels, motor hotels, and tourist courts -----	14	(D)	(D)	(D)	CC
702, 3	Other lodging places -----	—	—	—	—	—
72	Personal services -----	95	19 104	6 622	1 672	618
721	Laundry, cleaning, and garment services -----	25	8 615	3 171	752	253
7211	Power laundries, family and commercial* -----	1	(D)	(D)	(D)	AA
7213	Linen supply* -----	—	—	—	—	—
7215	Coin-operated laundries and drycleaning -----	5	265	54	10	9
7216	Drycleaning plants, except rug cleaning* -----	10	2 268	1 201	290	111
7217	Carpet and upholstery cleaning -----	2	(D)	(D)	(D)	AA
7218	Industrial launderers* -----	3	(D)	(D)	(D)	CC
7212, 9	Other laundry, cleaning, and garment services* -----	4	(D)	(D)	(D)	AA
722	Photographic studios, portrait -----	10	(D)	(D)	(D)	BB
723, 4	Beauty and barber shops -----	34	3 264	1 382	326	145
723	Beauty shops -----	32	(D)	(D)	(D)	CC
724	Barber shops -----	2	(D)	(D)	(D)	AA
725	Shoe repair shops and shoeshine parlors -----	1	(D)	(D)	(D)	AA
726	Funeral service and crematories -----	8	3 846	1 192	317	58
729	Miscellaneous personal services -----	17	(D)	(D)	(D)	BB
73	Business services -----	132	78 600	36 826	7 963	8 175
731	Advertising -----	9	(D)	(D)	(D)	BB
732	Consumer credit reporting agencies, mercantile reporting agencies, and adjustment and collection agencies -----	4	(D)	(D)	(D)	BB
733	Mailing, reproduction, commercial art and photography, and stenographic services -----	4	623	225	50	16
734	Services to dwellings and other buildings -----	28	5 298	2 170	498	214
735	Miscellaneous equipment rental and leasing -----	23	(D)	(D)	(D)	CC
736	Personnel supply services -----	19	(D)	(D)	(D)	II
737	Computer programming, data processing, and other computer related services -----	12	(D)	(D)	(D)	CC
7371, 2, 3	Computer programming, prepackaged software, and integrated systems -----	4	(D)	(D)	(D)	AA
7374, 5, 6	Data processing services -----	4	(D)	(D)	(D)	CC
7377, 8, 9	Computer rental and leasing, maintenance, and related services, n.e.c. -----	4	(D)	(D)	(D)	AA
738	Miscellaneous business services -----	33	(D)	(D)	(D)	EE
75	Automotive repair, services, and parking -----	91	41 280	7 347	1 808	431
751	Automotive rental and leasing, without drivers -----	11	(D)	(D)	(D)	CC
752	Automobile parking -----	1	(D)	(D)	(D)	AA
753	Automotive repair shops -----	68	28 334	5 127	1 264	274
7532	Top, body, and upholstery repair shops and paint shops -----	13	6 317	1 516	381	77
7538	General automotive repair shops -----	33	9 181	1 713	390	101
7533, 4, 6, 7, 9	Other automotive repair shops -----	22	12 836	1 898	493	96
754	Automotive services, except repair -----	11	(D)	(D)	(D)	BB
76	Miscellaneous repair services -----	44	21 471	6 009	1 444	303
762	Electrical repair shops -----	11	4 116	1 535	399	93
7622	Radio and television repair shops -----	5	(D)	(D)	(D)	AA
7623, 9	Other electrical and electronic repair shops -----	6	(D)	(D)	(D)	BB
763	Watch, clock, and jewelry repair -----	2	(D)	(D)	(D)	AA
764	Reupholstery and furniture repair -----	4	613	113	25	12
769	Miscellaneous repair and related services -----	27	(D)	(D)	(D)	CC

Table 6. Summary Statistics for Firms Subject to Federal Income Tax for Counties With 350 Establishments or More: 1992 — Con.

[Includes only establishments with payroll. For meaning of abbreviations and symbols, see introductory text. For explanation of terms and comparability of 1987 and 1992 censuses, see appendix A. For information on geographic areas followed by ▲, see appendix F]

SIC code	Geographic area and kind of business or operation	Establishments (number)	Receipts (\$1,000)	Annual payroll (\$1,000)	First-quarter payroll (\$1,000)	Paid employees for pay period including March 12 (number)
SEBASTIAN COUNTY—Con.						
78, 79, 84	Amusement and recreation services, including motion pictures and museums	41	10 164	2 026	473	245
781, 2	Motion picture production, distribution, and services	—	—	—	—	—
783	Motion picture theaters	5	(D)	(D)	(D)	BB
784	Video tape rental	10	1 920	271	76	35
792	Theatrical producers (except motion picture), bands, orchestras, and entertainers	—	—	—	—	—
793	Bowling centers	2	(D)	(D)	(D)	BB
79 ex. 792, 3; 84	Commercial sports and other amusement and recreation services, including museums	24	3 143	854	191	110
80	Health services	218	230 840	101 017	21 361	3 508
801	Offices and clinics of doctors of medicine	97	158 611	74 598	15 052	1 523
802	Offices and clinics of dentists	52	19 900	5 981	1 348	341
803	Offices and clinics of doctors of osteopathy	2	(D)	(D)	(D)	AA
804	Offices and clinics of other health practitioners	41	9 335	2 897	658	162
805	Nursing and personal care facilities	7	(D)	(D)	(D)	FF
806	Hospitals	1	(D)	(D)	(D)	EE
807, 8, 9	Other health services	18	(D)	(D)	(D)	FF
81	Legal services	65	21 754	4 479	944	226
823, 4, 9	Selected educational services	6	(D)	(D)	(D)	AA
83	Social services	24	(D)	(D)	(D)	CC
835	Child day care services	14	(D)	(D)	(D)	CC
832, 3, 6, 9	Other social services	10	(D)	(D)	(D)	BB
87 ex. 8733	Engineering, accounting, research, management, and related services (except noncommercial research organizations)	93	48 663	16 314	3 880	736
871	Engineering, architectural, and surveying services	26	23 401	9 655	2 159	368
872	Accounting, auditing, and bookkeeping services	40	11 916	3 428	954	199
873 ex. 87333	Research, development, and testing services (except noncommercial research organizations)	6	(D)	(D)	(D)	BB
874	Management and public relations services	21	(D)	(D)	(D)	CC
89	Services, n.e.c.	2	(D)	(D)	(D)	AA
WASHINGTON COUNTY						
	Total	879	345 815	131 522	29 181	7 514
70 ex. 704	Hotels, rooming houses, camps, and other lodging places (except membership lodging)	29	(D)	(D)	(D)	FF
7011	Hotels and motels	28	24 130	5 353	1 085	650
7011 pt.	Hotels	11	17 457	4 316	863	476
7011 pt.	Motels, motor hotels, and tourist courts	17	6 673	1 037	222	174
702, 3	Other lodging places	1	(D)	(D)	(D)	AA
72	Personal services	109	23 424	7 483	1 830	660
721	Laundry, cleaning, and garment services	33	12 738	3 974	998	307
7211	Power laundries, family and commercial*	—	—	—	—	—
7213	Linen supply*	1	(D)	(D)	(D)	BB
7215	Coin-operated laundries and drycleaning	9	(D)	(D)	(D)	BB
7216	Drycleaning plants, except rug cleaning*	14	2 622	1 061	250	87
7217	Carpet and upholstery cleaning	4	(D)	(D)	(D)	AA
7218	Industrial launderers*	2	(D)	(D)	(D)	CC
7212, 9	Other laundry, cleaning, and garment services*	3	(D)	(D)	(D)	AA
722	Photographic studios, portrait	4	904	170	37	23
723, 4	Beauty and barber shops	49	4 139	1 790	442	189
723	Beauty shops	48	(D)	(D)	(D)	CC
724	Barber shops	1	(D)	(D)	(D)	AA
725	Shoe repair shops and shoeshine parlors	1	(D)	(D)	(D)	AA
726	Funeral service and crematories	4	3 252	956	150	37
729	Miscellaneous personal services	18	(D)	(D)	(D)	CC
73	Business services	129	44 273	20 900	4 744	1 875
731	Advertising	7	(D)	(D)	(D)	BB
732	Consumer credit reporting agencies, mercantile reporting agencies, and adjustment and collection agencies	5	(D)	(D)	(D)	BB
733	Mailing, reproduction, commercial art and photography, and stenographic services	9	1 291	260	57	16
734	Services to dwellings and other buildings	34	6 206	2 162	546	173
735	Miscellaneous equipment rental and leasing	15	6 742	1 278	292	64
736	Personnel supply services	13	15 374	11 263	2 536	1 292
737	Computer programming, data processing, and other computer related services	14	4 043	1 873	365	44
7371, 2, 3	Computer programming, prepackaged software, and integrated systems	6	2 672	1 198	182	28
7374, 5, 6	Data processing services	2	(D)	(D)	(D)	AA
7377, 8, 9	Computer rental and leasing, maintenance, and related services, n.e.c.	6	(D)	(D)	(D)	AA
738	Miscellaneous business services	32	(D)	(D)	(D)	CC

Table 6. Summary Statistics for Firms Subject to Federal Income Tax for Counties With 350 Establishments or More: 1992 — Con.

[Includes only establishments with payroll. For meaning of abbreviations and symbols, see introductory text. For explanation of terms and comparability of 1987 and 1992 censuses, see appendix A. For information on geographic areas followed by ▲, see appendix F]

SIC code	Geographic area and kind of business or operation	Establishments (number)	Receipts (\$1,000)	Annual payroll (\$1,000)	First-quarter payroll (\$1,000)	Paid employees for pay period including March 12 (number)
WASHINGTON COUNTY — Con.						
75	Automotive repair, services, and parking -----	76	32 092	7 022	1 590	426
751	Automotive rental and leasing, without drivers -----	7	(D)	(D)	(D)	BB
752	Automobile parking -----	1	(D)	(D)	(D)	AA
753	Automotive repair shops -----	58	21 955	5 342	1 249	303
7532	Top, body, and upholstery repair shops and paint shops -----	11	3 814	1 065	255	60
7538	General automotive repair shops -----	25	9 719	2 640	644	141
7533, 4, 6, 7, 9	Other automotive repair shops -----	22	8 422	1 637	350	102
754	Automotive services, except repair -----	10	(D)	(D)	(D)	BB
76	Miscellaneous repair services -----	32	9 868	2 900	698	160
762	Electrical repair shops -----	8	(D)	(D)	(D)	BB
7622	Radio and television repair shops -----	1	(D)	(D)	(D)	AA
7623, 9	Other electrical and electronic repair shops -----	7	(D)	(D)	(D)	BB
763	Watch, clock, and jewelry repair -----	—	—	—	—	—
764	Reupholstery and furniture repair -----	2	(D)	(D)	(D)	AA
769	Miscellaneous repair and related services -----	22	6 326	1 791	444	86
78, 79, 84	Amusement and recreation services, including motion pictures and museums -----	57	17 689	3 719	825	438
781, 2	Motion picture production, distribution, and services -----	2	(D)	(D)	(D)	AA
783	Motion picture theaters -----	5	(D)	(D)	(D)	BB
784	Video tape rental -----	14	3 807	728	204	104
792	Theatrical producers (except motion picture), bands, orchestras, and entertainers -----	2	(D)	(D)	(D)	AA
793	Bowling centers -----	1	(D)	(D)	(D)	BB
79 ex. 792, 3; 84	Commercial sports and other amusement and recreation services, including museums -----	33	8 725	1 835	351	217
80	Health services -----	205	130 513	62 000	13 196	2 156
801	Offices and clinics of doctors of medicine -----	90	67 873	36 050	7 358	767
802	Offices and clinics of dentists -----	49	16 386	5 848	1 312	288
803	Offices and clinics of doctors of osteopathy -----	1	(D)	(D)	(D)	AA
804	Offices and clinics of other health practitioners -----	42	11 979	4 802	1 126	240
805	Nursing and personal care facilities -----	8	10 647	4 723	1 185	458
806	Hospitals -----	2	(D)	(D)	(D)	CC
807, 8, 9	Other health services -----	13	(D)	(D)	(D)	CC
81	Legal services -----	97	30 828	6 853	1 568	403
823, 4, 9	Selected educational services -----	2	(D)	(D)	(D)	AA
83	Social services -----	25	2 769	1 135	231	141
835	Child day care services -----	16	1 942	915	191	118
832, 3, 6, 9	Other social services -----	9	827	220	40	23
87 ex. 8733	Engineering, accounting, research, management, and related services (except noncommercial research organizations) -----	113	29 393	13 770	3 356	582
871	Engineering, architectural, and surveying services -----	25	10 962	5 515	1 018	199
872	Accounting, auditing, and bookkeeping services -----	51	8 141	2 870	764	173
873 ex. 8733	Research, development, and testing services (except noncommercial research organizations) -----	11	3 100	1 240	230	57
874	Management and public relations services -----	26	7 190	4 145	1 344	153
89	Services, n.e.c. -----	5	(D)	(D)	(D)	AA

Table 7a. Summary Statistics for Firms Subject to Federal Income Tax for Metropolitan Areas: 1992

[Includes only establishments with payroll. For meaning of abbreviations and symbols, see introductory text. For explanation of terms and comparability of 1987 and 1992 censuses, see appendix A. For definitions of CMSA's, MSA's, and PMSA's, see appendix D]

SIC code	Geographic area and kind of business or operation	Establishments (number)	Receipts (\$1,000)	Annual payroll (\$1,000)	First-quarter payroll (\$1,000)	Paid employees for pay period including March 12 (number)
FAYETTEVILLE-SPRINGDALE-ROGERS, AR MSA						
	Total	1 503	541 180	212 924	46 931	12 422
70 ex. 704	Hotels, rooming houses, camps, and other lodging places (except membership lodging)	53	33 111	7 191	1 476	883
7011	Hotels and motels	50	32 806	7 135	1 471	881
7011 pt.	Hotels	15	19 738	4 828	1 067	559
7011 pt.	Motels, motor hotels, and tourist courts	35	13 068	2 307	404	322
702, 3	Other lodging places	3	305	56	5	2
72	Personal services	181	36 226	11 882	2 910	1 046
721	Laundry, cleaning, and garment services	53	17 146	5 637	1 390	445
7211	Power laundries, family and commercial*	—	—	—	—	—
7213	Linen supply*	1	(D)	(D)	(D)	BB
7215	Coin-operated laundries and drycleaning	15	1 598	297	81	50
7216	Drycleaning plants, except rug cleaning*	24	4 150	1 612	379	135
7217	Carpet and upholstery cleaning	5	207	48	18	10
7218	Industrial laundriers*	4	(D)	(D)	(D)	CC
7212, 9	Other laundry, cleaning, and garment services*	4	(D)	(D)	(D)	AA
722	Photographic studios, portrait	7	1 627	217	45	26
723, 4	Beauty and barber shops	78	7 502	3 430	814	343
723	Beauty shops	77	(D)	(D)	(D)	EE
724	Barber shops	1	(D)	(D)	(D)	AA
725	Shoe repair shops and shoeshine parlors	1	(D)	(D)	(D)	AA
726	Funeral service and crematories	14	6 535	1 857	374	92
729	Miscellaneous personal services	28	(D)	(D)	(D)	CC
73	Business services	234	75 031	34 475	7 658	3 231
731	Advertising	9	4 040	1 351	313	60
732	Consumer credit reporting agencies, mercantile reporting agencies, and adjustment and collection agencies	8	2 468	1 081	244	59
733	Mailing, reproduction, commercial art and photography, and stenographic services	15	3 080	671	171	35
734	Services to dwellings and other buildings	58	11 449	4 126	880	363
735	Miscellaneous equipment rental and leasing	31	11 056	2 200	501	117
736	Personnel supply services	25	25 068	18 565	4 091	2 181
737	Computer programming, data processing, and other computer related services	26	6 932	2 832	610	76
7371, 2, 3	Computer programming, prepackaged software, and integrated systems	14	(D)	(D)	(D)	BB
7374, 5, 6	Data processing services	2	(D)	(D)	(D)	AA
7377, 8, 9	Computer rental and leasing, maintenance, and related services, n.e.c.	10	(D)	(D)	(D)	AA
738	Miscellaneous business services	62	10 938	3 649	848	340
75	Automotive repair, services, and parking	146	45 055	10 481	2 432	677
751	Automotive rental and leasing, without drivers	8	7 101	938	159	41
752	Automobile parking	1	(D)	(D)	(D)	AA
753	Automotive repair shops	116	33 398	8 318	1 954	486
7532	Top, body, and upholstery repair shops and paint shops	31	7 112	1 994	460	117
7538	General automotive repair shops	49	15 096	3 882	932	219
7533, 4, 6, 7, 9	Other automotive repair shops	36	11 190	2 442	562	150
754	Automotive services, except repair	21	(D)	(D)	(D)	CC
76	Miscellaneous repair services	59	19 833	6 429	1 480	299
762	Electrical repair shops	15	6 952	3 136	678	126
7622	Radio and television repair shops	6	4 206	2 240	478	63
7623, 9	Other electrical and electronic repair shops	9	2 746	896	200	63
763	Watch, clock, and jewelry repair	—	—	—	—	—
764	Reupholstery and furniture repair	3	353	96	21	6
769	Miscellaneous repair and related services	41	12 528	3 197	781	167
78, 79, 84	Amusement and recreation services, including motion pictures and museums	104	29 441	7 496	1 524	798
781, 2	Motion picture production, distribution, and services	3	(D)	(D)	(D)	AA
783	Motion picture theaters	8	(D)	(D)	(D)	BB
784	Video tape rental	29	7 485	2 263	513	201
792	Theatrical producers (except motion picture), bands, orchestras, and entertainers	3	(D)	(D)	(D)	AA
793	Bowling centers	3	1 474	390	100	80
79 ex. 792, 3; 84	Commercial sports and other amusement and recreation services, including museums	58	14 891	3 641	632	405
80	Health services	342	204 065	99 360	21 349	3 614
801	Offices and clinics of doctors of medicine	135	106 127	58 777	12 108	1 290
802	Offices and clinics of dentists	90	28 154	10 396	2 389	487
803	Offices and clinics of doctors of osteopathy	4	1 598	846	125	13
804	Offices and clinics of other health practitioners	70	18 255	6 736	1 525	344
805	Nursing and personal care facilities	16	23 749	10 905	2 667	1 021
806	Hospitals	2	(D)	(D)	(D)	CC
807, 8, 9	Other health services	25	(D)	(D)	(D)	CC
81	Legal services	142	38 604	9 268	2 069	514
823, 4, 9	Selected educational services	4	313	72	14	11

Table 7a. Summary Statistics for Firms Subject to Federal Income Tax for Metropolitan Areas: 1992—Con.

[Includes only establishments with payroll. For meaning of abbreviations and symbols, see introductory text. For explanation of terms and comparability of 1987 and 1992 censuses, see appendix A. For definitions of CMSA's, MSA's, and PMSA's, see appendix D]

SIC code	Geographic area and kind of business or operation	Establishments (number)	Receipts (\$1,000)	Annual payroll (\$1,000)	First-quarter payroll (\$1,000)	Paid employees for pay period including March 12 (number)
FAYETTEVILLE-SPRINGDALE-ROGERS, AR MSA—Con.						
83	Social services	52	8 411	3 003	662	369
835	Child day care services	35	3 976	1 752	374	236
832, 3, 6, 9	Other social services	17	4 435	1 251	288	133
87 ex. 8733	Engineering, accounting, research, management, and related services (except noncommercial research organizations)	179	49 976	22 763	5 278	955
871	Engineering, architectural, and surveying services	47	24 500	11 773	2 378	450
872	Accounting, auditing, and bookkeeping services	83	12 316	4 512	1 181	281
873 ex. 8733	Research, development, and testing services (except noncommercial research organizations)	11	3 100	1 240	230	57
874	Management and public relations services	38	10 060	5 238	1 489	167
89	Services, n.e.c.	7	1 114	504	79	25
FORT SMITH, AR-OK MSA						
	Total	1 147	620 167	227 644	50 131	17 906
70 ex. 704	Hotels, rooming houses, camps, and other lodging places (except membership lodging)	36	(D)	(D)	(D)	FF
7011	Hotels and motels	34	20 853	5 487	1 215	633
7011 pt.	Hotels	8	12 901	3 454	832	369
7011 pt.	Motels, motor hotels, and tourist courts	26	7 952	2 033	383	264
702, 3	Other lodging places	2	(D)	(D)	(D)	AA
72	Personal services	132	26 104	8 312	2 112	766
721	Laundry, cleaning, and garment services	39	10 894	3 836	914	314
7211	Power laundries, family and commercial*	2	(D)	(D)	(D)	AA
7213	Linen supply*	—	—	—	—	—
7215	Coin-operated laundries and drycleaning	12	741	156	34	27
7216	Drycleaning plants, except rug cleaning*	13	2 834	1 430	344	135
7217	Carpet and upholstery cleaning	3	293	98	28	6
7218	Industrial launderers*	4	6 271	1 886	444	124
7212, 9	Other laundry, cleaning, and garment services*	5	(D)	(D)	(D)	AA
722	Photographic studios, portrait	11	1 774	469	133	72
723, 4	Beauty and barber shops	41	3 627	1 517	356	160
723	Beauty shops	39	(D)	(D)	(D)	CC
724	Barber shops	2	(D)	(D)	(D)	AA
725	Shoe repair shops and shoeshine parlors	1	(D)	(D)	(D)	AA
726	Funeral service and crematories	13	7 404	1 900	492	96
729	Miscellaneous personal services	27	(D)	(D)	(D)	CC
73	Business services	169	87 791	40 578	8 635	8 442
731	Advertising	11	4 424	1 182	245	47
732	Consumer credit reporting agencies, mercantile reporting agencies, and adjustment and collection agencies	6	2 339	867	179	52
733	Mailing, reproduction, commercial art and photography, and stenographic services	4	623	225	50	16
734	Services to dwellings and other buildings	40	6 989	2 834	618	329
735	Miscellaneous equipment rental and leasing	31	16 562	3 697	887	205
736	Personnel supply services	20	21 265	15 987	3 186	7 004
737	Computer programming, data processing, and other computer related services	16	23 613	10 379	2 184	291
7371, 2, 3	Computer programming, prepackaged software, and integrated systems	7	(D)	(D)	(D)	BB
7374, 5, 6	Data processing services	4	(D)	(D)	(D)	CC
7377, 8, 9	Computer rental and leasing, maintenance, and related services, n.e.c.	5	1 568	675	79	12
738	Miscellaneous business services	41	11 976	5 407	1 286	498
75	Automotive repair, services, and parking	138	48 942	8 945	2 189	550
751	Automotive rental and leasing, without drivers	12	11 185	1 813	450	112
752	Automobile parking	1	(D)	(D)	(D)	AA
753	Automotive repair shops	111	35 542	6 553	1 602	375
7532	Top, body, and upholstery repair shops and paint shops	27	8 852	2 170	538	105
7538	General automotive repair shops	55	12 634	2 337	539	155
7533, 4, 6, 7, 9	Other automotive repair shops	29	14 056	2 046	525	115
754	Automotive services, except repair	14	(D)	(D)	(D)	BB
76	Miscellaneous repair services	62	26 677	7 321	1 722	372
762	Electrical repair shops	15	4 399	1 568	403	98
7622	Radio and television repair shops	6	1 300	353	89	17
7623, 9	Other electrical and electronic repair shops	9	3 099	1 215	314	81
763	Watch, clock, and jewelry repair	3	(D)	(D)	(D)	AA
764	Reupholstery and furniture repair	4	613	113	25	12
769	Miscellaneous repair and related services	40	(D)	(D)	(D)	EE

Table 7a. Summary Statistics for Firms Subject to Federal Income Tax for Metropolitan Areas: 1992—Con.

[Includes only establishments with payroll. For meaning of abbreviations and symbols, see introductory text. For explanation of terms and comparability of 1987 and 1992 censuses, see appendix A. For definitions of CMSA's, MSA's, and PMSA's, see appendix D]

SIC code	Geographic area and kind of business or operation	Establishments (number)	Receipts (\$1,000)	Annual payroll (\$1,000)	First-quarter payroll (\$1,000)	Paid employees for pay period including March 12 (number)
FORT SMITH, AR—OK MSA—Con.						
78, 79, 84	Amusement and recreation services, including motion pictures and museums	71	29 576	5 477	1 148	636
781, 2	Motion picture production, distribution, and services	—	—	—	—	—
783	Motion picture theaters	6	(D)	(D)	(D)	BB
784	Video tape rental	25	4 034	653	145	98
792	Theatrical producers (except motion picture), bands, orchestras, and entertainers	—	—	—	—	—
793	Bowling centers	2	(D)	(D)	(D)	BB
79 ex. 792, 3; 84	Commercial sports and other amusement and recreation services, including museums	38	20 373	3 907	793	435
80	Health services	287	294 213	124 869	27 020	5 008
801	Offices and clinics of doctors of medicine	118	170 507	80 065	16 307	1 694
802	Offices and clinics of dentists	67	23 469	7 209	1 627	408
803	Offices and clinics of doctors of osteopathy	7	(D)	(D)	(D)	AA
804	Offices and clinics of other health practitioners	54	11 709	3 328	763	200
805	Nursing and personal care facilities	18	30 446	14 463	3 501	1 440
806	Hospitals	2	(D)	(D)	(D)	FF
807, 8, 9	Other health services	21	(D)	(D)	(D)	FF
81	Legal services	91	25 647	5 669	1 189	273
823, 4, 9	Selected educational services	7	495	129	32	17
83	Social services	39	5 916	2 457	518	349
835	Child day care services	28	3 231	1 471	330	230
832, 3, 6, 9	Other social services	11	2 685	986	188	119
87 ex. 8733	Engineering, accounting, research, management, and related services (except noncommercial research organizations)	112	52 932	18 193	4 294	844
871	Engineering, architectural, and surveying services	33	26 069	10 942	2 446	432
872	Accounting, auditing, and bookkeeping services	48	12 853	3 791	1 025	226
873 ex. 8733	Research, development, and testing services (except noncommercial research organizations)	7	2 281	730	181	81
874	Management and public relations services	24	11 729	2 730	642	105
89	Services, n.e.c.	3	(D)	(D)	(D)	AA
LITTLE ROCK—NORTH LITTLE ROCK, AR MSA						
	Total	4 237	2 390 333	976 483	216 864	48 659
70 ex. 704	Hotels, rooming houses, camps, and other lodging places (except membership lodging)	76	84 406	23 615	5 520	2 564
7011	Hotels and motels	73	83 324	23 414	5 483	2 545
7011 pt.	Hotels	28	52 701	16 601	3 927	1 721
7011 pt.	Hotels, 25 guestrooms or more	27	(D)	(D)	(D)	GG
7011 pt.	Hotels, less than 25 guestrooms	1	(D)	(D)	(D)	AA
7011 pt.	Motels, motor hotels, and tourist courts	45	30 623	6 813	1 556	824
7011 pt.	Motels, tourist courts	41	26 049	5 672	1 308	703
7011 pt.	Motor hotels	4	4 574	1 141	248	121
702, 3	Other lodging places	3	1 082	201	37	19
702	Rooming and boarding houses	1	(D)	(D)	(D)	AA
703	Camps and recreational vehicle parks	2	(D)	(D)	(D)	AA
72	Personal services	418	94 379	31 776	7 540	2 794
721	Laundry, cleaning, and garment services	130	40 123	14 440	3 368	1 221
7211	Power laundries, family and commercial*	1	(D)	(D)	(D)	AA
7213	Linen supply*	2	(D)	(D)	(D)	CC
7215	Coin-operated laundries and drycleaning	21	2 198	544	147	71
7216	Drycleaning plants, except rug cleaning*	70	17 704	7 431	1 768	720
7217	Carpet and upholstery cleaning	16	2 716	744	153	60
7218	Industrial laundries*	5	9 732	3 155	706	209
7212, 9	Other laundry, cleaning, and garment services*	15	(D)	(D)	(D)	BB
7212	Garment pressing, and agents for laundries and drycleaners	7	(D)	(D)	(D)	AA
7219	Laundry and garment services, n.e.c.*	8	(D)	(D)	(D)	AA
722	Photographic studios, portrait	36	10 435	2 722	588	218
723, 4	Beauty and barber shops	168	16 629	7 296	1 751	617
723	Beauty shops	153	15 230	6 771	1 613	577
724	Barber shops	15	1 399	525	138	40
725	Shoe repair shops and shoeshine parlors	12	541	96	23	13
726	Funeral service and crematories	26	13 558	3 461	764	175
729	Miscellaneous personal services	46	13 093	3 761	1 046	550
7291	Tax return preparation services	13	4 051	1 528	486	233
7299	Miscellaneous personal services, n.e.c.	33	9 042	2 233	560	317

Table 7a. Summary Statistics for Firms Subject to Federal Income Tax for Metropolitan Areas: 1992 — Con.

[Includes only establishments with payroll. For meaning of abbreviations and symbols, see introductory text. For explanation of terms and comparability of 1987 and 1992 censuses, see appendix A. For definitions of CMSA's, MSA's, and PMSA's, see appendix D]

SIC code	Geographic area and kind of business or operation	Establishments (number)	Receipts (\$1,000)	Annual payroll (\$1,000)	First-quarter payroll (\$1,000)	Paid employees for pay period including March 12 (number)
LITTLE ROCK-NORTH LITTLE ROCK, AR MSA — Con.						
73	Business services -----	732	664 962	291 767	68 288	19 627
731	Advertising -----	62	38 845	11 618	2 510	417
7311	Advertising agencies -----	52	32 591	10 512	2 261	362
7312	Outdoor advertising services -----	7	(D)	(D)	(D)	BB
7313	Radio, television, publishers' advertising representatives -----	1	(D)	(D)	(D)	AA
7319	Advertising, n.e.c. -----	2	(D)	(D)	(D)	AA
732	Consumer credit reporting agencies, mercantile reporting agencies, and adjustment and collection agencies -----	34	12 619	4 402	1 026	249
7322	Adjustment and collection services -----	29	9 249	3 807	879	209
7323	Credit reporting services -----	5	3 370	595	147	40
733	Mailing, reproduction, commercial art and photography, and stenographic services -----	55	25 856	6 030	1 279	464
7331	Direct mail advertising services -----	9	13 200	2 337	451	185
7334	Photocopying and duplicating services -----	13	7 474	2 395	602	205
7335, 6	Commercial photography, art, and graphics -----	19	3 684	958	160	39
7335	Commercial photography -----	5	1 256	302	37	10
7336	Commercial art and graphic design -----	14	2 428	656	123	29
7338	Secretarial and court reporting services -----	14	1 498	340	66	35
734	Services to dwellings and other buildings -----	140	40 190	19 106	4 520	2 370
7342	Disinfecting and pest control services -----	36	15 043	6 087	1 356	326
7349	Building cleaning and maintenance services, n.e.c. -----	104	25 147	13 019	3 164	2 044
735	Miscellaneous equipment rental and leasing -----	74	78 045	11 193	2 290	428
7352	Medical equipment rental and leasing -----	11	10 160	1 430	305	53
7353	Heavy construction equipment rental and leasing -----	6	1 227	421	104	20
7359	Equipment rental and leasing, n.e.c. -----	57	66 658	9 342	1 881	355
736	Personnel supply services -----	90	173 646	131 933	31 090	10 680
7361	Employment agencies -----	25	3 444	1 698	316	87
7363	Help supply services -----	65	170 202	130 235	30 774	10 593
7363 pt.	Temporary help supply -----	46	57 429	38 511	8 857	5 182
7363 pt.	Help supply, except temporary -----	19	112 773	91 724	21 917	5 411
737	Computer programming, data processing, and other computer related services -----	105	218 076	75 804	18 131	2 211
7371, 2, 3	Computer programming, prepackaged software, and integrated systems -----	55	(D)	(D)	(D)	EE
7371	Computer programming services -----	38	22 069	9 338	2 339	256
7372	Prepackaged software -----	9	(D)	(D)	(D)	BB
7373	Computer integrated systems -----	8	6 246	1 761	266	47
7374, 5, 6	Data processing services -----	32	179 823	61 257	14 741	1 790
7374, 5	Computer processing, information retrieval -----	21	(D)	(D)	(D)	GG
7376	Computer facilities management services -----	11	(D)	(D)	(D)	EE
7377, 8, 9	Computer rental and leasing, maintenance, and related services, n.e.c. -----	18	(D)	(D)	(D)	BB
7377	Computer rental and leasing -----	—	—	—	—	—
7378	Computer maintenance and repair -----	11	(D)	(D)	(D)	BB
7379	Computer related services, n.e.c. -----	7	(D)	(D)	(D)	AA
738	Miscellaneous business services -----	172	77 685	31 681	7 442	2 808
7381, 2	Detective agencies and protective services -----	42	33 255	19 061	4 508	1 789
7381	Detective, guard, and armored car services -----	31	(D)	(D)	(D)	GG
7382	Security systems services -----	11	(D)	(D)	(D)	CC
7383	News syndicates -----	2	(D)	(D)	(D)	AA
7384	Photofinishing laboratories* -----	16	3 377	841	196	69
7389	Business services, n.e.c. -----	112	(D)	(D)	(D)	FF
7389 pt.	Sign painting shops -----	5	(D)	(D)	(D)	AA
7389 pt.	Interior designing -----	9	1 740	224	88	11
7389 pt.	Telephone answering services -----	8	1 599	892	212	89
7389 pt.	Other business services -----	90	35 305	9 716	2 211	817
75	Automotive repair, services, and parking -----	419	163 777	34 117	8 080	2 078
751	Automotive rental and leasing, without drivers -----	29	65 141	9 261	2 083	501
7513	Truck rental and leasing, without drivers -----	17	47 766	5 083	1 228	241
7514, 5	Passenger car rental and leasing -----	12	17 375	4 178	855	260
7514	Passenger car rental -----	11	(D)	(D)	(D)	EE
7515	Passenger car leasing -----	1	(D)	(D)	(D)	AA
7519	Utility trailer and recreational vehicle rental -----	—	—	—	—	—
752	Automobile parking -----	60	5 056	785	195	82
753	Automotive repair shops -----	288	79 259	19 213	4 653	1 110
7532	Top, body, and upholstery repair shops and paint shops -----	68	19 484	5 209	1 308	303
7532 pt.	Top and body repair shops -----	62	17 270	4 717	1 163	269
7532 pt.	Paint shops -----	6	2 214	492	145	34
7538	General automotive repair shops -----	133	33 124	7 272	1 790	455
7538 pt.	General automotive repair shops, except diesel -----	115	28 345	6 150	1 537	393
7538 pt.	Diesel repair shops -----	18	4 779	1 122	253	62
7533, 4, 6, 7, 9	Other automotive repair shops -----	87	26 651	6 732	1 555	352
7533	Automotive exhaust system repair shops -----	6	1 559	486	125	31
7534	Tire retreading and repair shops -----	5	(D)	(D)	(D)	BB
7536	Automotive glass replacement shops -----	15	4 562	1 075	250	56
7537	Automotive transmission repair shops -----	20	4 490	1 451	332	71
7539	Automotive repair shops, n.e.c. -----	41	(D)	(D)	(D)	CC
7539 pt.	Radiator repair -----	7	1 514	472	104	22
7539 pt.	Brake, front end, and wheel alignment -----	15	6 037	1 698	395	81
7539 pt.	Automotive electrical and fuel system services -----	14	1 971	477	116	38
7539 pt.	Other automotive repair shops, n.e.c. -----	5	(D)	(D)	(D)	AA
754	Automotive services, except repair -----	42	14 321	4 858	1 149	385
7542	Carwashes -----	19	9 164	3 090	747	262
7549	Automotive services, except repair and carwashes -----	23	5 157	1 768	402	123

Table 7a. Summary Statistics for Firms Subject to Federal Income Tax for Metropolitan Areas: 1992 — Con.

[Includes only establishments with payroll. For meaning of abbreviations and symbols, see introductory text. For explanation of terms and comparability of 1987 and 1992 censuses, see appendix A. For definitions of CMSA's, MSA's, and PMSA's, see appendix D]

SIC code	Geographic area and kind of business or operation	Establishments (number)	Receipts (\$1,000)	Annual payroll (\$1,000)	First-quarter payroll (\$1,000)	Paid employees for pay period including March 12 (number)
LITTLE ROCK-NORTH LITTLE ROCK, AR MSA — Con.						
76	Miscellaneous repair services	181	55 331	16 638	4 009	1 019
762	Electrical repair shops	58	24 111	8 222	2 019	538
7622	Radio and television repair shops	22	5 397	1 871	481	101
7623, 9	Other electrical and electronic repair shops	36	18 714	6 351	1 538	437
7623	Refrigeration and air-conditioning service and repair shops	8	2 775	636	125	32
7629	Electrical and electronic repair shops, n.e.c.	28	15 939	5 715	1 413	405
763	Watch, clock, and jewelry repair	3	233	34	11	4
764	Reupholstery and furniture repair	22	2 500	770	182	63
769	Miscellaneous repair and related services	98	28 487	7 612	1 797	414
7692	Welding repair	6	877	313	64	15
7694	Armature rewinding shops	8	8 299	2 343	542	94
7699	Repair shops and related services, n.e.c.	84	19 311	4 956	1 191	305
78, 79, 84	Amusement and recreation services, including motion pictures and museums	255	96 843	18 332	3 996	2 051
781, 2	Motion picture production, distribution, and services	22	29 447	2 814	684	128
783	Motion picture theaters	16	15 358	2 250	471	252
7832	Motion picture theaters, except drive-in	16	15 358	2 250	471	252
7833	Drive-in motion picture theaters	—	—	—	—	—
784	Video tape rental	60	10 491	2 186	498	351
792	Theatrical producers (except motion picture), bands, orchestras, and entertainers	15	4 170	886	168	60
7922	Theatrical producers (except motion picture) and miscellaneous theatrical services	12	(D)	(D)	(D)	BB
7929	Bands, orchestras, actors, and other entertainers and entertainment groups	3	(D)	(D)	(D)	AA
793	Bowling centers	7	4 160	1 118	254	168
79 ex. 792, 3, 84	Commercial sports and other amusement and recreation services, including museums	135	33 217	9 078	1 921	1 092
794	Commercial sports	4	2 173	407	62	26
7941	Professional sports clubs, managers, promoters	2	(D)	(D)	(D)	AA
7948	Racing, including track operation	2	(D)	(D)	(D)	AA
79 ex. 792, 3, 4, 84	Other amusement and recreation services, including museums	131	31 044	8 671	1 859	1 066
791	Dance studios, schools, and halls	19	1 828	719	169	95
7991	Physical fitness facilities	23	7 966	2 406	573	428
7992	Public golf courses	3	1 209	326	52	21
7993	Coin-operated amusement devices	14	3 866	627	130	65
7996	Amusement parks	2	(D)	(D)	(D)	BB
7997	Membership sports and recreation clubs	18	6 961	2 453	525	205
7999, 84	Amusement and recreation services, including museums, n.e.c.	52	(D)	(D)	(D)	CC
7999 pt.	Concession operators of amusement devices and rides	5	321	105	11	7
7999 pt.	Carnivals, circuses, and fairs	2	(D)	(D)	(D)	AA
7999 pt., 84	Other recreation and amusements, including museums	45	(D)	(D)	(D)	CC
80	Health services	1 040	777 617	367 528	76 599	11 188
801	Offices and clinics of doctors of medicine	533	423 308	234 999	45 301	3 982
8011 pt.	Offices of doctors of medicine	520	411 991	231 482	44 520	3 884
8011 pt.	General medical clinics	13	11 317	3 517	781	98
802	Offices and clinics of dentists	217	65 474	26 783	5 717	1 051
803	Offices and clinics of doctors of osteopathy	4	1 219	278	55	11
804	Offices and clinics of other health practitioners	167	43 253	16 416	3 744	729
8041	Offices and clinics of chiropractors	54	10 844	3 740	841	171
8042	Offices and clinics of optometrists	41	12 543	3 467	819	202
8043	Offices and clinics of podiatrists	7	1 458	437	96	22
8049	Offices and clinics of health practitioners, n.e.c.	65	18 408	8 772	1 988	334
805	Nursing and personal care facilities	40	74 747	34 882	8 782	3 108
8051	Skilled nursing care facilities	34	68 445	32 196	8 117	2 813
8052	Intermediate care facilities	2	(D)	(D)	(D)	CC
8059	Nursing and personal care facilities, n.e.c.	4	(D)	(D)	(D)	BB
806	Hospitals	6	117 540	37 886	9 277	1 518
8062	General medical and surgical hospitals	1	(D)	(D)	(D)	FF
8063, 9	Specialty hospitals	5	(D)	(D)	(D)	FF
807, 8, 9	Other health services	73	52 076	16 284	3 723	789
807	Medical and dental laboratories	27	14 894	3 078	723	171
8071	Medical laboratories	17	13 369	2 542	594	129
8072	Dental laboratories	10	1 525	536	129	42
808	Home health care services	16	23 273	7 146	1 709	421
809	Miscellaneous health and allied services, n.e.c.	30	13 909	6 060	1 291	197
8092	Kidney dialysis centers	6	(D)	(D)	(D)	BB
8093	Specialty outpatient facilities, n.e.c.	16	8 076	4 523	928	114
8099	Health and allied services, n.e.c.	8	(D)	(D)	(D)	BB
81	Legal services	363	178 056	77 702	16 745	1 932
823, 4, 9	Selected educational services	26	8 670	3 284	799	164
823	Libraries	—	—	—	—	—
824	Vocational schools	9	6 440	2 371	599	110
829	Schools and educational services, n.e.c.	17	2 230	913	200	54
83	Social services	185	31 439	13 604	3 198	1 632
835	Child day care services	142	14 997	7 382	1 776	1 164
832, 3, 6, 9	Other social services	43	16 442	6 222	1 422	468

Table 7a. Summary Statistics for Firms Subject to Federal Income Tax for Metropolitan Areas: 1992 — Con.

[Includes only establishments with payroll. For meaning of abbreviations and symbols, see introductory text. For explanation of terms and comparability of 1987 and 1992 censuses, see appendix A. For definitions of CMSA's, MSA's, and PMSA's, see appendix D]

SIC code	Geographic area and kind of business or operation	Establishments (number)	Receipts (\$1,000)	Annual payroll (\$1,000)	First-quarter payroll (\$1,000)	Paid employees for pay period including March 12 (number)
LITTLE ROCK-NORTH LITTLE ROCK, AR MSA — Con.						
87 ex. 8733	Engineering, accounting, research, management, and related services (except noncommercial research organizations) -----	516	225 992	94 473	21 430	3 494
871	Engineering, architectural, and surveying services -----	146	87 670	36 898	7 852	1 182
8711	Engineering services -----	86	58 434	24 492	5 098	784
8712	Architectural services -----	45	26 581	11 365	2 433	336
8713	Surveying services -----	15	2 655	1 041	321	62
872	Accounting, auditing, and bookkeeping services -----	217	64 703	25 399	5 817	939
873 ex. 8733	Research, development, and testing services (except noncommercial research organizations) -----	25	12 102	4 313	1 083	341
8731	Commercial physical and biological research -----	3	(D)	(D)	(D)	BB
8732	Commercial economic, sociological, and educational research -----	12	5 521	1 764	509	225
8734	Testing laboratories -----	10	(D)	(D)	(D)	BB
874	Management and public relations services -----	128	61 517	27 863	6 678	1 032
8741	Management services -----	47	36 561	16 296	3 981	599
8742	Management consulting services -----	55	20 985	9 717	2 383	385
8743	Public relations services -----	5	(D)	(D)	(D)	AA
8744	Facilities support management services -----	—	—	—	—	—
8748	Business consulting services, n.e.c. -----	21	(D)	(D)	(D)	BB
89	Services, n.e.c. -----	26	8 861	3 647	660	116
MEMPHIS, TN-AR-MS MSA						
Total -----		6 599	4 523 023	1 618 702	364 235	78 884
70 ex. 704	Hotels, rooming houses, camps, and other lodging places (except membership lodging) -----	165	224 433	62 116	14 642	5 975
7011	Hotels and motels -----	157	222 706	61 751	14 553	5 867
7011 pt.	Hotels -----	79	175 259	50 714	12 039	4 737
7011 pt.	Hotels, 25 guestrooms or more -----	69	173 872	50 450	11 974	4 685
7011 pt.	Hotels, less than 25 guestrooms -----	10	1 387	264	65	52
7011 pt.	Motels, motor hotels, and tourist courts -----	78	47 447	11 037	2 514	1 130
7011 pt.	Motels, tourist courts -----	69	42 302	10 080	2 286	1 001
7011 pt.	Motor hotels -----	9	5 145	957	228	129
702, 3	Other lodging places -----	8	1 727	365	89	108
702	Rooming and boarding houses -----	2	(D)	(D)	(D)	BB
703	Camps and recreational vehicle parks -----	6	(D)	(D)	(D)	AA
72	Personal services -----	766	202 408	79 974	19 259	6 513
721	Laundry, cleaning, and garment services -----	249	83 654	32 597	7 734	2 776
7211	Power laundries, family and commercial* -----	13	4 727	1 826	462	209
7213	Linen supply* -----	2	(D)	(D)	(D)	CC
7215	Coin-operated laundries and drycleaning -----	33	3 513	693	160	90
7216	Drycleaning plants, except rug cleaning -----	124	34 916	14 405	3 464	1 479
7217	Carpet and upholstery cleaning -----	35	6 996	2 612	608	264
7218	Industrial laundries* -----	6	21 315	8 506	1 917	427
7212, 9	Other laundry, cleaning, and garment services* -----	36	(D)	(D)	(D)	CC
7212	Garment pressing, and agents for laundries and drycleaners -----	15	4 037	1 562	389	103
7219	Laundry and garment services, n.e.c.* -----	21	(D)	(D)	(D)	BB
722	Photographic studios, portrait -----	49	20 212	10 665	2 391	477
723, 4	Beauty and barber shops -----	314	50 426	24 837	5 857	1 870
723	Beauty shops -----	299	49 720	24 580	5 778	1 836
724	Barber shops -----	15	706	257	79	34
725	Shoe repair shops and shoeshine parlors -----	18	1 735	349	80	36
726	Funeral service and crematories -----	35	24 573	5 811	1 433	415
729	Miscellaneous personal services -----	101	21 808	5 715	1 764	939
7291	Tax return preparation services -----	24	4 463	1 778	874	576
7299	Miscellaneous personal services, n.e.c. -----	77	17 345	3 937	890	363
73	Business services -----	1 187	1 078 198	424 856	100 269	27 960
731	Advertising -----	92	97 308	29 110	7 630	1 018
7311	Advertising agencies -----	68	57 791	21 183	5 822	664
7312	Outdoor advertising services -----	7	8 179	1 424	392	63
7313	Radio, television, publishers' advertising representatives -----	6	8 396	2 833	762	98
7319	Advertising, n.e.c. -----	11	22 942	3 670	654	193
732	Consumer credit reporting agencies, mercantile reporting agencies, and adjustment and collection agencies -----	40	32 798	13 819	3 156	669
7322	Adjustment and collection services -----	33	20 242	10 307	2 305	508
7323	Credit reporting services -----	7	12 556	3 512	851	161
733	Mailing, reproduction, commercial art and photography, and stenographic services -----	109	84 597	24 797	4 655	814
7331	Direct mail advertising services -----	17	37 448	12 154	1 756	264
7334	Photocopying and duplicating services -----	19	10 973	2 961	729	181
7335, 6	Commercial photography, art, and graphics -----	52	30 034	6 222	1 328	231
7335	Commercial photography -----	13	3 716	1 012	223	62
7336	Commercial art and graphic design -----	39	26 318	5 210	1 105	169
7338	Secretarial and court reporting services -----	21	6 142	3 460	842	138
734	Services to dwellings and other buildings -----	203	70 694	33 400	7 784	3 836
7342	Disinfecting and pest control services -----	56	23 851	9 232	2 015	473
7349	Building cleaning and maintenance services, n.e.c. -----	147	46 843	24 168	5 769	3 363
735	Miscellaneous equipment rental and leasing -----	97	88 263	19 797	5 199	852
7352	Medical equipment rental and leasing -----	13	8 020	1 894	500	98
7353	Heavy construction equipment rental and leasing -----	12	9 343	2 002	504	52
7359	Equipment rental and leasing, n.e.c. -----	72	70 900	15 901	4 195	702

Table 7a. Summary Statistics for Firms Subject to Federal Income Tax for Metropolitan Areas: 1992—Con.

[Includes only establishments with payroll. For meaning of abbreviations and symbols, see introductory text. For explanation of terms and comparability of 1987 and 1992 censuses, see appendix A. For definitions of CMSA's, MSA's, and PMSA's, see appendix D]

SIC code	Geographic area and kind of business or operation	Establishments (number)	Receipts (\$1,000)	Annual payroll (\$1,000)	First-quarter payroll (\$1,000)	Paid employees for pay period including March 12 (number)
	MEMPHIS, TN—AR—MS MSA—Con.					
73	Business services—Con.					
736	Personnel supply services	130	175 506	120 766	29 056	11 163
7361	Employment agencies	45	12 140	6 226	1 402	327
7363	Help supply services	85	163 366	114 540	27 654	10 836
7363 pt.	Temporary help supply	66	101 189	70 029	16 999	8 339
7363 pt.	Help supply, except temporary	19	62 177	44 511	10 655	2 497
737	Computer programming, data processing, and other computer related services	193	258 051	91 060	21 012	2 707
7371, 2, 3	Computer programming, prepackaged software, and integrated systems	101	124 979	52 019	11 826	1 296
7371	Computer programming services	68	44 226	24 757	5 448	679
7372	Prepackaged software	19	29 083	11 589	2 770	262
7373	Computer integrated systems	14	51 670	15 673	3 608	355
7374, 5, 6	Data processing services	31	58 208	18 647	4 304	607
7374, 5	Computer processing, information retrieval	26	(D)	(D)	(D)	EE
7376	Computer facilities management services	5	(D)	(D)	(D)	CC
7377, 8, 9	Computer rental and leasing, maintenance, and related services, n.e.c.	61	74 864	20 394	4 882	804
7377	Computer rental and leasing	3	(D)	(D)	(D)	AA
7378	Computer maintenance and repair	32	46 067	12 261	3 311	545
7379	Computer related services, n.e.c.	26	(D)	(D)	(D)	CC
738	Miscellaneous business services	323	270 981	92 107	21 777	6 901
7381, 2	Detective agencies and protective services	95	66 657	38 244	8 959	3 298
7381	Detective, guard, and armored car services	76	48 677	32 206	7 434	2 996
7382	Security systems services	19	17 980	6 038	1 525	302
7383	News syndicates	2	(D)	(D)	(D)	AA
7384	Photofinishing laboratories*	30	17 676	4 244	1 046	242
7389	Business services, n.e.c.	196	(D)	(D)	(D)	HH
7389 pt.	Sign painting shops	8	(D)	(D)	(D)	BB
7389 pt.	Interior designing	15	6 287	1 216	318	60
7389 pt.	Telephone answering services	8	(D)	(D)	(D)	FF
7389 pt.	Other business services	165	150 419	40 463	9 218	2 699
75	Automotive repair, services, and parking	747	354 335	71 106	16 700	4 013
751	Automotive rental and leasing, without drivers	63	144 076	16 507	4 185	840
7513	Truck rental and leasing, without drivers	35	(D)	(D)	(D)	EE
7514, 5	Passenger car rental and leasing	27	62 643	7 499	1 904	403
7514	Passenger car rental	21	40 899	5 720	1 423	350
7515	Passenger car leasing	6	21 744	1 779	481	53
7519	Utility trailer and recreational vehicle rental	1	(D)	(D)	(D)	AA
752	Automobile parking	92	13 577	1 478	371	179
753	Automotive repair shops	506	176 321	47 302	10 796	2 340
7532	Top, body, and upholstery repair shops and paint shops	136	64 069	18 406	4 073	827
7532 pt.	Top and body repair shops	120	60 818	17 422	3 844	735
7532 pt.	Paint shops	16	3 251	984	229	92
7538	General automotive repair shops	228	62 376	15 693	3 801	912
7538 pt.	General automotive repair shops, except diesel	198	46 817	12 315	2 933	743
7538 pt.	Diesel repair shops	30	15 559	3 378	868	169
7533, 4, 6, 7, 9	Other automotive repair shops	142	49 876	13 203	2 922	601
7533	Automotive exhaust system repair shops	23	7 218	1 772	378	94
7534	Tire retreading and repair shops	9	9 432	1 616	353	80
7536	Automotive glass replacement shops	26	10 822	2 935	628	100
7537	Automotive transmission repair shops	37	10 981	3 411	749	159
7539	Automotive repair shops, n.e.c.	47	11 423	3 469	814	168
7539 pt.	Radiator repair	13	1 730	384	104	31
7539 pt.	Brake, front end, and wheel alignment	17	5 377	1 727	401	70
7539 pt.	Automotive electrical and fuel system services	11	3 700	1 145	271	59
7539 pt.	Other automotive repair shops, n.e.c.	6	616	213	38	8
754	Automotive services, except repair	86	20 361	5 819	1 348	654
7542	Carwashes	46	11 486	3 580	853	477
7549	Automotive services, except repair and carwashes	40	8 875	2 239	495	177
76	Miscellaneous repair services	285	144 710	48 741	11 041	2 101
762	Electrical repair shops	91	57 405	20 247	4 608	950
7622	Radio and television repair shops	34	13 407	4 368	1 042	181
7623, 9	Other electrical and electronic repair shops	57	43 998	15 879	3 566	769
7623	Refrigeration and air-conditioning service and repair shops	13	7 100	1 936	469	88
7629	Electrical and electronic repair shops, n.e.c.	44	36 898	13 943	3 097	681
763	Watch, clock, and jewelry repair	10	798	128	29	13
764	Reupholstery and furniture repair	33	4 392	1 543	336	116
769	Miscellaneous repair and related services	151	82 115	26 823	6 068	1 022
7692	Welding repair	6	2 810	904	170	39
7694	Armature rewinding shops	10	10 598	2 767	647	99
7699	Repair shops and related services, n.e.c.	135	68 707	23 152	5 251	884
78, 79, 84	Amusement and recreation services, including motion pictures and museums	322	236 331	41 825	8 950	3 433
781, 2	Motion picture production, distribution, and services	31	70 969	5 239	1 136	292
783	Motion picture theaters	15	11 258	1 720	473	246
7832	Motion picture theaters, except drive-in	13	(D)	(D)	(D)	CC
7833	Drive-in motion picture theaters	2	(D)	(D)	(D)	BB
784	Video tape rental	63	17 092	2 854	721	385

AR—52 ARKANSAS

SERVICE INDUSTRIES—GEOGRAPHIC AREA SERIES

Table 7a. Summary Statistics for Firms Subject to Federal Income Tax for Metropolitan Areas: 1992 — Con.

[Includes only establishments with payroll. For meaning of abbreviations and symbols, see introductory text. For explanation of terms and comparability of 1987 and 1992 censuses, see appendix A. For definitions of CMSA's, MSA's, and PMSA's, see appendix D]

SIC code	Geographic area and kind of business or operation	Establishments (number)	Receipts (\$1,000)	Annual payroll (\$1,000)	First-quarter payroll (\$1,000)	Paid employees for pay period including March 12 (number)
MEMPHIS, TN-AR-MS MSA—Con.						
78, 79, 84	Amusement and recreation services, including motion pictures and museums—Con.					
792	Theatrical producers (except motion picture), bands, orchestras, and entertainers -----	19	10 880	1 334	252	34
7922	Theatrical producers (except motion picture) and miscellaneous theatrical services -----	7	973	252	49	12
7929	Bands, orchestras, actors, and other entertainers and entertainment groups -----	12	9 907	1 082	203	22
793	Bowling centers -----	9	5 953	1 887	461	199
79 ex. 792, 3; 84	Commercial sports and other amusement and recreation services, including museums -----	185	120 179	28 791	5 907	2 277
794	Commercial sports -----	22	36 503	6 689	1 460	510
7941	Professional sports clubs, managers, promoters -----	7	3 006	606	92	37
7948	Racing, including track operation -----	15	33 497	6 083	1 368	473
79 ex. 792, 3, 4; 84	Other amusement and recreation services, including museums -----	163	83 676	22 102	4 447	1 767
791	Dance studios, schools, and halls -----	16	1 802	564	145	59
7991	Physical fitness facilities -----	29	8 993	2 590	621	301
7992	Public golf courses -----	9	8 607	2 016	355	122
7993	Coin-operated amusement devices -----	28	5 438	1 205	293	83
7996	Amusement parks -----	6	8 521	2 913	316	119
7997	Membership sports and recreation clubs -----	16	18 890	5 491	1 144	354
7999, 84	Amusement and recreation services, including museums, n.e.c. -----	59	31 425	7 323	1 573	729
7999 pt.	Concession operators of amusement devices and rides -----	1	(D)	(D)	(D)	AA
7999 pt.	Carnivals, circuses, and fairs -----	—	—	—	—	—
7999 pt., 84	Other recreation and amusements, including museums -----	58	(D)	(D)	(D)	FF
80	Health services -----	1 647	1 242 024	537 621	111 626	16 335
801	Offices and clinics of doctors of medicine -----	817	666 450	342 479	65 582	6 378
8011 pt.	Offices of doctors of medicine -----	790	639 288	333 360	63 456	6 047
8011 pt.	General medical clinics -----	27	27 162	9 119	2 126	331
802	Offices and clinics of dentists -----	459	123 730	40 436	8 929	1 899
803	Offices and clinics of doctors of osteopathy -----	4	1 333	203	43	16
804	Offices and clinics of other health practitioners -----	182	50 046	14 637	3 476	684
8041	Offices and clinics of chiropractors -----	37	8 618	2 148	477	118
8042	Offices and clinics of optometrists -----	70	21 488	5 202	1 095	297
8043	Offices and clinics of podiatrists -----	18	6 281	2 154	735	75
8049	Offices and clinics of health practitioners, n.e.c. -----	57	13 659	5 133	1 169	194
805	Nursing and personal care facilities -----	33	81 739	33 891	7 901	2 640
8051	Skilled nursing care facilities -----	22	59 670	26 714	6 159	2 189
8052	Intermediate care facilities -----	8	(D)	(D)	(D)	EE
8059	Nursing and personal care facilities, n.e.c. -----	3	(D)	(D)	(D)	BB
806	Hospitals -----	5	104 716	37 421	9 811	1 678
8062	General medical and surgical hospitals -----	2	(D)	(D)	(D)	FF
8063, 9	Specialty hospitals -----	3	(D)	(D)	(D)	FF
807, 8, 9	Other health services -----	147	214 010	68 554	15 884	3 040
807	Medical and dental laboratories -----	58	75 505	20 662	4 550	789
8071	Medical laboratories -----	28	63 838	17 109	3 700	622
8072	Dental laboratories -----	30	11 667	3 553	850	167
808	Home health care services -----	42	106 791	38 321	9 063	1 859
809	Miscellaneous health and allied services, n.e.c. -----	47	31 714	9 571	2 271	392
8092	Kidney dialysis centers -----	2	(D)	(D)	(D)	BB
8093	Specialty outpatient facilities, n.e.c. -----	21	10 071	3 761	898	159
8099	Health and allied services, n.e.c. -----	24	(D)	(D)	(D)	CC
81	Legal services -----	481	262 092	94 766	20 278	2 504
823, 4, 9	Selected educational services -----	48	13 473	4 415	1 059	342
823	Libraries -----	—	—	—	—	—
824	Vocational schools -----	18	7 394	2 561	640	189
829	Schools and educational services, n.e.c. -----	30	6 079	1 854	419	153
83	Social services -----	155	32 618	13 225	3 038	1 515
835	Child day care services -----	116	23 309	10 089	2 279	1 242
832, 3, 6, 9	Other social services -----	39	9 309	3 136	759	273
87 ex. 8733	Engineering, accounting, research, management, and related services (except noncommercial research organizations) -----	772	720 894	235 885	56 452	8 046
871	Engineering, architectural, and surveying services -----	197	253 928	64 016	15 184	1 952
8711	Engineering services -----	105	210 774	47 714	11 124	1 351
8712	Architectural services -----	74	39 524	14 500	3 669	523
8713	Surveying services -----	18	3 630	1 802	391	78
872	Accounting, auditing, and bookkeeping services -----	266	125 734	48 471	11 841	1 826
873 ex. 8733	Research, development, and testing services (except noncommercial research organizations) -----	44	57 303	24 940	6 352	980
8731	Commercial physical and biological research -----	6	1 122	576	194	20
8732	Commercial economic, sociological, and educational research -----	21	11 257	6 244	1 972	299
8734	Testing laboratories -----	17	44 924	18 120	4 186	661
874	Management and public relations services -----	265	283 929	98 458	23 075	3 288
8741	Management services -----	87	140 578	47 103	11 297	1 706
8742	Management consulting services -----	113	98 804	33 613	7 328	803
8743	Public relations services -----	11	3 325	1 072	236	34
8744	Facilities support management services -----	10	32 752	13 783	3 630	595
8748	Business consulting services, n.e.c. -----	44	8 470	2 887	584	150
89	Services, n.e.c. -----	24	11 507	4 172	921	147

SERVICE INDUSTRIES—GEOGRAPHIC AREA SERIES

ARKANSAS AR-53

Table 7a. Summary Statistics for Firms Subject to Federal Income Tax for Metropolitan Areas: 1992 – Con.

[Includes only establishments with payroll. For meaning of abbreviations and symbols, see introductory text. For explanation of terms and comparability of 1987 and 1992 censuses, see appendix A. For definitions of CMSA's, MSA's, and PMSA's, see appendix D]

SIC code	Geographic area and kind of business or operation	Establishments (number)	Receipts (\$1,000)	Annual payroll (\$1,000)	First-quarter payroll (\$1,000)	Paid employees for pay period including March 12 (number)
TEXARKANA, TX--TEXARKANA, AR MSA --Con.						
78, 79, 84	Amusement and recreation services, including motion pictures and museums -----	43	13 916	2 449	612	334
781, 2	Motion picture production, distribution, and services -----	–	–	–	–	–
783	Motion picture theaters -----	2	(D)	(D)	(D)	BB
784	Video tape rental -----	16	2 542	399	95	55
792	Theatrical producers (except motion picture), bands, orchestras, and entertainers -----	1	(D)	(D)	(D)	AA
793	Bowling centers -----	3	(D)	(D)	(D)	BB
79 ex. 792, 3, 84	Commercial sports and other amusement and recreation services, including museums -----	21	8 093	1 541	373	207
80	Health services -----	210	189 052	83 194	16 673	2 822
801	Offices and clinics of doctors of medicine -----	92	91 277	47 616	8 962	853
802	Offices and clinics of dentists -----	51	13 920	5 264	1 061	193
803	Offices and clinics of doctors of osteopathy -----	1	(D)	(D)	(D)	AA
804	Offices and clinics of other health practitioners -----	29	9 134	2 413	617	117
805	Nursing and personal care facilities -----	14	22 558	9 377	2 285	975
806	Hospitals -----	4	37 927	12 639	2 533	485
807, 8, 9	Other health services -----	19	(D)	(D)	(D)	CC
81	Legal services -----	58	27 269	5 406	1 164	226
823, 4, 9	Selected educational services -----	1	(D)	(D)	(D)	AA
83	Social services -----	37	(D)	(D)	(D)	EE
835	Child day care services -----	29	3 270	1 441	312	218
832, 3, 6, 9	Other social services -----	8	(D)	(D)	(D)	BB
87 ex. 8733	Engineering, accounting, research, management, and related services (except noncommercial research organizations) -----	56	18 802	7 251	1 690	323
871	Engineering, architectural, and surveying services -----	16	7 456	2 690	505	99
872	Accounting, auditing, and bookkeeping services -----	29	7 681	3 067	756	136
873 ex. 8733	Research, development, and testing services (except noncommercial research organizations) -----	1	(D)	(D)	(D)	AA
874	Management and public relations services -----	10	(D)	(D)	(D)	BB
89	Services, n.e.c. -----	3	(D)	(D)	(D)	AA

Table 7b. Summary Statistics for Firms Exempt From Federal Income Tax for Metropolitan Areas: 1992

[Includes only establishments with payroll. For meaning of abbreviations and symbols, see introductory text. For explanation of terms and comparability of 1987 and 1992 censuses, see appendix A. For definitions of CMSA's, MSA's, and PMSA's, see appendix D]

SIC code	Geographic area and kind of business or operation	Establishments (number)	Revenue (\$1,000)	Annual payroll (\$1,000)	First-quarter payroll (\$1,000)	Paid employees for pay period including March 12 (number)
FAYETTEVILLE--SPRINGDALE--ROGERS, AR MSA						
	Total -----	163	269 043	112 610	28 648	5 943
7032, 704	Camps and membership lodging -----	19	3 764	524	146	63
792, 7991 pt., 7997, 7999 pt., 84	Selected amusement, recreation, and related services -----	9	(D)	(D)	(D)	BB
8011 pt.; 8021 pt.; 805, 6, 8, 9	Selected health services -----	24	203 172	92 310	23 878	4 481
8111 pt.	Legal aid societies and similar legal services -----	1	(D)	(D)	(D)	AA
823, 4, 9	Selected educational services -----	2	(D)	(D)	(D)	AA
83	Social services -----	58	38 724	11 840	2 933	870
835	Child day care services -----	16	2 604	1 645	385	203
832, 3, 6, 9	Other social services -----	42	36 120	10 195	2 548	667
861, 2, 4, 9	Selected membership organizations -----	47	18 450	5 929	1 274	408
873, 4 ex. 8744	Research, testing, and consulting services, except facilities support management services -----	3	(D)	(D)	(D)	BB

AR-56 ARKANSAS

SERVICE INDUSTRIES--GEOGRAPHIC AREA SERIES

Table 7b. **Summary Statistics for Firms Exempt From Federal Income Tax for Metropolitan Areas: 1992—Con.**

[Includes only establishments with payroll. For meaning of abbreviations and symbols, see introductory text. For explanation of terms and comparability of 1987 and 1992 censuses, see appendix A. For definitions of CMSA's, MSA's, and PMSA's, see appendix D]

SIC code	Geographic area and kind of business or operation	Establishments (number)	Revenue (\$1,000)	Annual payroll (\$1,000)	First-quarter payroll (\$1,000)	Paid employees for pay period including March 12 (number)
FORT SMITH, AR—OK MSA						
	Total	135	241 885	88 737	20 037	4 602
7032, 704	Camps and membership lodging	—	—	—	—	—
792, 7991 pt., 7997, 7999 pt., 84	Selected amusement, recreation, and related services	14	9 120	2 028	431	172
8011 pt.; 8021 pt.; 805, 6, 8, 9	Selected health services	15	(D)	(D)	(D)	HH
8111 pt.	Legal aid societies and similar legal services	1	(D)	(D)	(D)	AA
823, 4, 9	Selected educational services	2	(D)	(D)	(D)	AA
83	Social services	54	17 875	7 623	1 744	618
835	Child day care services	3	535	313	79	43
832, 3, 6, 9	Other social services	51	17 340	7 310	1 665	575
861, 2, 4, 9	Selected membership organizations	48	(D)	(D)	(D)	CC
873, 4 ex. 8744	Research, testing, and consulting services, except facilities support management services	1	(D)	(D)	(D)	AA
LITTLE ROCK—NORTH LITTLE ROCK, AR MSA						
	Total	528	1 311 967	563 417	137 436	25 805
7032, 704	Camps and membership lodging	3	(D)	(D)	(D)	AA
792, 7991 pt., 7997, 7999 pt., 84	Selected amusement, recreation, and related services	22	15 163	6 593	1 479	642
8011 pt.; 8021 pt.; 805, 6, 8, 9	Selected health services	38	1 094 827	476 470	116 613	18 790
8011 pt., 8021 pt., 805	Clinics of doctors of medicine and dentists	1	(D)	(D)	(D)	AA
	Nursing and personal care facilities	10	(D)	(D)	(D)	EE
806	Hospitals	13	1 060 225	461 736	113 145	17 888
8062	General medical and surgical hospitals	10	(D)	(D)	(D)	JJ
8063, 9	Specialty hospitals	3	(D)	(D)	(D)	HH
808, 9	Other health services	14	25 611	11 176	2 675	585
8111 pt.	Legal aid societies and similar legal services	5	1 937	1 057	272	43
823, 4, 9	Selected educational services	19	2 004	763	189	63
83	Social services	200	122 356	55 369	13 384	4 854
835	Child day care services	30	4 948	2 578	636	326
832, 3, 6, 9	Other social services	170	117 408	52 791	12 748	4 528
832	Individual and family social services	71	40 898	17 370	4 374	1 296
833	Job training and vocational rehabilitation services	17	16 310	9 998	2 286	1 444
836	Residential care	35	29 512	15 444	3 790	970
839	Social services, n.e.c.	47	30 688	9 979	2 298	818
861, 2, 4, 9	Selected membership organizations	225	65 692	21 138	5 010	1 322
861	Business associations	60	18 684	5 391	1 313	219
864	Civic, social, and fraternal associations	96	20 313	6 855	1 620	717
862, 9	Other membership organizations	69	26 695	8 892	2 077	386
873, 4 ex. 8744	Research, testing, and consulting services, except facilities support management services	16	(D)	(D)	(D)	BB
873	Research, development, and testing services	14	(D)	(D)	(D)	BB
874 ex. 8744	Management and public relations services, except facilities support management services	2	(D)	(D)	(D)	AA

Table 7b. **Summary Statistics for Firms Exempt From Federal Income Tax for Metropolitan Areas: 1992—Con.**

[Includes only establishments with payroll. For meaning of abbreviations and symbols, see introductory text. For explanation of terms and comparability of 1987 and 1992 censuses, see appendix A. For definitions of CMSA's, MSA's, and PMSA's, see appendix D]

SIC code	Geographic area and kind of business or operation	Establishments (number)	Revenue (\$1,000)	Annual payroll (\$1,000)	First-quarter payroll (\$1,000)	Paid employees for pay period including March 12 (number)
MEMPHIS, TN-AR-MS MSA						
	Total	579	2 106 568	825 839	201 192	36 539
7032, 704	Camps and membership lodging	2	(D)	(D)	(D)	AA
792, 7991 pt., 7997, 7999 pt., 84	Selected amusement, recreation, and related services	41	65 190	20 212	4 752	1 452
8011 pt.; 8021 pt.; 805, 6, 8, 9	Selected health services	75	1 683 342	724 042	177 144	29 240
8011 pt., 8021 pt., 805	Clinics of doctors of medicine and dentists	8	8 984	3 901	977	164
	Nursing and personal care facilities	11	31 017	12 866	3 114	1 062
806	Hospitals	18	1 552 320	662 839	162 014	25 973
8062	General medical and surgical hospitals	15	(D)	(D)	(D)	JJ
8063, 9	Specialty hospitals	3	(D)	(D)	(D)	HH
808, 9	Other health services	38	91 021	44 436	11 039	2 041
8111 pt.	Legal aid societies and similar legal services	2	(D)	(D)	(D)	BB
823, 4, 9	Selected educational services	17	1 658	694	168	74
83	Social services	229	260 710	50 182	12 018	3 877
835	Child day care services	44	9 915	5 592	1 387	602
832, 3, 6, 9	Other social services	185	250 795	44 590	10 631	3 275
832	Individual and family social services	71	38 047	16 508	4 020	1 570
833	Job training and vocational rehabilitation services	15	10 967	4 477	990	301
836	Residential care	45	28 295	9 831	2 332	672
839	Social services, n.e.c.	54	173 486	13 774	3 289	732
861, 2, 4, 9	Selected membership organizations	198	81 969	24 795	5 882	1 704
861	Business associations	47	28 093	8 661	2 129	299
864	Civic, social, and fraternal associations	108	35 117	11 323	2 787	1 146
862, 9	Other membership organizations	43	18 759	4 811	966	259
873, 4 ex. 8744	Research, testing, and consulting services, except facilities support management services	15	11 046	4 499	870	127
873	Research, development, and testing services	12	(D)	(D)	(D)	BB
874 ex. 8744	Management and public relations services, except facilities support management services	3	(D)	(D)	(D)	BB
PINE BLUFF, AR MSA						
	Total	62	126 597	50 669	12 533	2 925
7032, 704	Camps and membership lodging	-	-	-	-	-
792, 7991 pt., 7997, 7999 pt., 84	Selected amusement, recreation, and related services	7	2 717	1 149	247	79
8011 pt.; 8021 pt.; 805, 6, 8, 9	Selected health services	10	(D)	(D)	(D)	GG
8111 pt.	Legal aid societies and similar legal services	1	(D)	(D)	(D)	AA
823, 4, 9	Selected educational services	2	(D)	(D)	(D)	BB
83	Social services	20	16 477	8 195	1 940	913
835	Child day care services	6	412	350	91	51
832, 3, 6, 9	Other social services	14	16 065	7 845	1 849	862
861, 2, 4, 9	Selected membership organizations	20	2 370	665	173	54
873, 4 ex. 8744	Research, testing, and consulting services, except facilities support management services	2	(D)	(D)	(D)	BB

Table 8a. Summary Statistics for Firms Subject to Federal Income Tax for the Area Outside Metropolitan Areas: 1992 — Con.

[Includes only establishments with payroll. For meaning of abbreviations and symbols, see introductory text. For explanation of terms and comparability of 1987 and 1992 censuses, see appendix A. For definitions of CMSA's, MSA's, and PMSA's, see appendix D]

SIC code	Kind of business or operation	Establishments (number)	Receipts (\$1,000)	Annual payroll (\$1,000)	First-quarter payroll (\$1,000)	Paid employees for pay period including March 12 (number)
87 ex. 8733	Engineering, accounting, research, management, and related services (except noncommercial research organizations) -----	559	95 412	37 919	9 155	2 161
871	Engineering, architectural, and surveying services -----	123	(D)	(D)	(D)	FF
8711	Engineering services -----	50	17 780	6 759	1 410	249
8712	Architectural services -----	20	(D)	(D)	(D)	BB
8713	Surveying services -----	53	5 856	2 293	508	177
872	Accounting, auditing, and bookkeeping services -----	333	49 867	19 488	4 837	1 262
873 ex. 8733	Research, development, and testing services (except noncommercial research organizations) -----	12	2 757	1 880	602	87
8731	Commercial physical and biological research -----	2	(D)	(D)	(D)	BB
8732	Commercial economic, sociological, and educational research -----	3	(D)	(D)	(D)	AA
8734	Testing laboratories -----	7	(D)	(D)	(D)	BB
874	Management and public relations services -----	91	(D)	(D)	(D)	EE
8741	Management services -----	38	7 877	2 970	681	145
8742	Management consulting services -----	28	(D)	(D)	(D)	CC
8743	Public relations services -----	4	80	28	6	5
8744	Facilities support management services -----	—	—	—	—	—
8748	Business consulting services, n.e.c. -----	21	(D)	(D)	(D)	BB
89	Services, n.e.c. -----	16	(D)	(D)	(D)	BB

Table 8b. Summary Statistics for Firms Exempt From Federal Income Tax for the Area Outside Metropolitan Areas: 1992

[Includes only establishments with payroll. For meaning of abbreviations and symbols, see introductory text. For explanation of terms and comparability of 1987 and 1992 censuses, see appendix A. For definitions of CMSA's, MSA's, and PMSA's, see appendix D]

SIC code	Kind of business or operation	Establishments (number)	Revenue (\$1,000)	Annual payroll (\$1,000)	First-quarter payroll (\$1,000)	Paid employees for pay period including March 12 (number)
	Total -----	973	(D)	(D)	(D)	JJ
7032, 704	Camps and membership lodging -----	9	(D)	(D)	(D)	BB
792, 7991 pt., 7997, 7999 pt., 84	Selected amusement, recreation, and related services -----	74	(D)	(D)	(D)	FF
8011 pt.; 8021 pt.; 805, 6, 8, 9	Selected health services -----	144	655 213	263 944	63 638	15 058
8011 pt., 8021 pt., 805	Clinics of doctors of medicine and dentists -----	14	(D)	(D)	(D)	CC
	Nursing and personal care facilities -----	25	(D)	(D)	(D)	FF
806	Hospitals -----	51	592 358	235 928	56 993	12 775
8062	General medical and surgical hospitals -----	50	(D)	(D)	(D)	JJ
8063, 9	Specialty hospitals -----	1	(D)	(D)	(D)	CC
808, 9	Other health services -----	54	30 274	13 686	3 323	1 106
8111 pt.	Legal aid societies and similar legal services -----	10	(D)	(D)	(D)	BB
823, 4, 9	Selected educational services -----	20	(D)	(D)	(D)	BB
83	Social services -----	405	(D)	(D)	(D)	II
835	Child day care services -----	69	8 121	3 925	959	495
832, 3, 6, 9	Other social services -----	336	(D)	(D)	(D)	II
832	Individual and family social services -----	192	60 568	25 922	6 071	2 729
833	Job training and vocational rehabilitation services -----	41	24 340	9 438	1 995	1 017
836	Residential care -----	62	(D)	(D)	(D)	FF
839	Social services, n.e.c. -----	41	27 630	8 079	1 910	867
861, 2, 4, 9	Selected membership organizations -----	298	37 863	10 535	2 205	1 046
861	Business associations -----	62	5 857	1 740	426	125
864	Civic, social, and fraternal associations -----	145	20 456	4 741	1 055	659
862, 9	Other membership organizations -----	91	11 550	4 054	724	262
873, 4 ex. 8744	Research, testing, and consulting services, except facilities support management services -----	13	(D)	(D)	(D)	CC
873	Research, development, and testing services -----	6	(D)	(D)	(D)	CC
874 ex. 8744	Management and public relations services, except facilities support management services -----	7	(D)	(D)	(D)	BB

Table 10. Counties Ranked by Volume of Receipts of Firms Subject to Federal Income Tax: 1992—Con.

[Includes only establishments with payroll. For meaning of abbreviations and symbols, see introductory text. For explanation of terms and comparability of 1987 and 1992 censuses, see appendix A. For information on geographic areas followed by ▲, see appendix F]

Geographic area	Receipts		Cumulative receipts		Geographic area	Receipts		Cumulative receipts	
	Rank ¹	Amount (\$1,000)	Amount (\$1,000)	Percent of State total		Rank ¹	Amount (\$1,000)	Amount (\$1,000)	Percent of State total
Arkansas—Con.					Arkansas—Con.				
Cleburne	31	29 726	5 515 067	91.8	Lawrence	51	11 236	5 853 923	97.5
Phillips	32	29 693	5 544 760	92.3	Monroe	52	11 127	5 865 050	97.6
Clark	33	26 842	5 571 602	92.8	Stone	53	10 858	5 875 908	97.8
Drew	34	19 779	5 591 381	93.1	Clay	54	9 934	5 885 842	98.0
Cross	35	19 207	5 610 588	93.4	Van Buren	55	9 787	5 895 629	98.1
					Nevada	56	8 929	5 904 558	98.3
Randolph	36	18 787	5 629 375	93.7	Little River	57	8 786	5 913 344	98.4
Hot Spring	37	18 040	5 647 415	94.0	Montgomery	58	8 093	5 921 437	98.6
Dallas	38	17 357	5 664 772	94.3	Grant	59	7 850	5 929 287	98.7
Conway	39	16 989	5 681 761	94.6	Lincoln	60	7 582	5 936 869	98.8
Sharp	40	16 442	5 698 203	94.9	Izard	61	7 196	5 944 065	99.0
					Madison	62	6 841	5 950 906	99.1
Polk	41	15 953	5 714 156	95.1	Prairie	63	6 351	5 957 257	99.2
Desha	42	15 775	5 729 931	95.4	Fulton	64	6 098	5 963 355	99.3
Poinsett	43	15 463	5 745 394	95.6	Marion	65	6 050	5 969 405	99.4
Howard	44	15 413	5 760 807	95.9	Pike	66	5 423	5 974 828	99.5
Franklin	45	14 560	5 775 367	96.1	Lee	67	5 259	5 980 087	99.6
					Searcy	68	5 130	5 985 217	99.6
Chicot	46	14 423	5 789 790	96.4	Lafayette	69	4 788	5 990 005	99.7
Yell	47	13 995	5 803 785	96.6	Woodruff	70	4 363	5 994 368	99.8
Bradley	48	13 752	5 817 537	96.8	Scott	71	3 220	5 997 588	99.8
Johnson	49	13 241	5 830 778	97.1	Calhoun	72	2 760	6 000 348	99.9
Logan	50	11 909	5 842 687	97.3	Cleveland	73	2 424	6 002 772	99.9
					Newton	74	2 408	6 005 180	100.0
					Perry	75	1 616	6 006 796	100.0

¹Counties with suppressed receipts (if applicable) are listed at end of table rather than by rank to avoid disclosing data for individual companies.

Appendix A.

General Explanation

CENSUS COVERAGE AND METHODOLOGY

Structure and method of enumeration. Firms in the 1992 Census of Service Industries were divided into the nonmail universe and mail universe. The coverage and the method of obtaining census information from each follow:

1. The nonmail universe consisted of firms which were not required to file a regular census return and included:

- a. All taxable nonemployers, i.e., all firms subject to Federal income tax with no paid employees during 1992. Receipts information for these firms was obtained from administrative records of other Federal agencies. Although consisting of many firms, nonemployers accounted for less than 10 percent of total receipts of all establishments covered in the census.

The census included only those service nonemployer firms which reported a receipts volume of \$1,000 or more during 1992. Establishments exempt from Federal income tax with no paid employees were excluded as in previous censuses.

Data for nonemployers are not included in this report but are provided in a subsequent Non-employer Statistics report (SC92-N-1).

- b. Selected small employers, i.e., single-establishment firms with payroll below a specified cutoff. (The term "employers" refers to firms with one or more paid employees at any time during 1992 as shown in the active administrative records of other Federal agencies.) Although the payroll cutoff varied by kind of business, small employers generally included firms with less than 10 employees and represented about 10 percent of total receipts of establishments covered in the census.

Data on receipts, payroll, and employment for employer firms below the payroll cutoff were derived or estimated from administrative records of other Federal agencies, except for a sample of small employer firms in classifications for which specialized data requirements precluded reliance solely on administrative records sources. This sample was included in the mail universe.

2. The mail universe consisted of firms for which information was obtained by means of a mail canvass and included:

- a. Large employers, i.e., all multiestablishment firms, and all employer firms above the payroll size cutoff referred to in section 1b. Within this category, a report of company organization was conducted periodically to identify establishment locations of firms which operated at more than one location and to obtain information on payroll and mid-March employment at each location. The 1991 Report of Company Organization was used as a coverage check in the census. In the 1992 census, all multi-establishment firms were asked to notify the Census Bureau of any establishments for which a form was not received. Report forms were subsequently provided to the firms for these establishments.
- b. A sample of small employer firms in classifications for which specialized data precluded reliance solely on administrative records sources. These firms were sent the census mailing packages containing the appropriate 1992 questionnaire.

Method of classifying kinds of business. The service industries classifications for all establishments were based on the *Standard Industrial Classification Manual: 1987*¹ (SIC). However, the method of assigning these classifications, and the level of detail at which establishments were classified, differed between the nonmail and mail universes as follows:

1. The nonmail universe

- a. Nonemployers were classified on the basis of information obtained from administrative records of other Federal agencies.
- b. Selected small employers were classified on the basis of the most current census kind-of-business classification available from one of the Census Bureau's current sample surveys or the 1987 census. Otherwise, the classification was obtained from administrative records of other Federal agencies.

If the census or administrative record classifications proved inadequate (none corresponded to a 1992 census classification in the detail required for

¹*Standard Industrial Classification Manual: 1987*. For sale by Superintendent of Documents, U.S. Government Printing Office, Washington, DC 20402. Stock No. 041-001-00314-2.

employers), the firm was sent a brief inquiry requesting information necessary to assign a 1992 census kind-of-business code.

- Establishments in the mail universe were classified on the basis of their self-designation, answers to questions on receipts by type of service provided, and other special inquiries.

Method of assigning tax status. For kind-of-business classifications² where there were substantial numbers of taxable and tax-exempt establishments, establishments were classified based on the Federal income tax filing requirement for the establishment or organization. This classification was based primarily on the response to an inquiry on the census questionnaire. Establishments that indicated that all or part of their income was exempt from Federal income tax under provisions of section 501 of the IRS code were classified as tax-exempt; establishments indicating no such exemption were classified as taxable. All government-operated hospitals were classified as tax-exempt. For establishments in the nonmail universe, the tax status classification was based upon the type of tax return filed by the firm or organization.

For selected kind-of-business classifications³ comprised primarily of tax-exempt establishments, all establishments in those classifications were defined as tax-exempt. All establishments in the remaining kind-of-business classifications (comprised primarily of taxable establishments) were defined as taxable.

COMPARABILITY OF THE 1987 AND 1992 CENSUSES

The 1987 and 1992 censuses were conducted under similar conditions and procedures except for the following:

Geographic areas. The boundaries of a number of areas for which data are shown in the 1992 census are not the same as in the 1987 census because of annexations; other boundary changes; and redefinitions of metropolitan statistical areas (MSA's), primary metropolitan statistical areas (PMSA's), and consolidated metropolitan statistical areas (CMSA's).⁴ In addition, data for consolidated cities are included in the 1992 census.

Data for special economic urban areas (SEUA's) with 10,000 inhabitants or more in Michigan, Minnesota, New York, and Wisconsin qualified for publication in the 1992 census. This included townships in Michigan and Minnesota and towns in New York and Wisconsin. However, Minnesota did not have any townships that met the population criteria.

²SIC's 7032, 792, 7991 pt., 7997, 7999 pt., 8011 pt., 8021 pt., 805, 806, 808, 809, 82, 83, 84 pt., 873 ex. 8733, 874 ex. 8744.

³SIC's 7041, 8111 pt., 84 pt., 86, 8733.

⁴Newly defined metropolitan areas (MA's) were announced by the Office of Management and Budget (OMB) effective June 30, 1993.

Nonemployer firms. In 1987, data for nonemployer firms were published for the United States, States, metropolitan areas, counties, and places in four regional reports in the Nonemployer Statistics Series (SC87-N-1 to -4).

For 1992, data for nonemployers by kind of business are presented in one *Nonemployer Statistics* report (SC92-N-1) for the United States, States, and metropolitan areas. Nonemployer data for counties and places are available on compact disc-read only memory (CD-ROM).

Employment. In 1987, employment data withheld to avoid disclosing data for individual companies were represented with the symbol "(D)." In 1992, withheld employment data are represented with symbols that denote employment size ranges. These symbols are defined in the introductory text.

Sources of receipts/revenue. In 1987, data on sources of receipts/revenue for selected industries were published with other industry-specific data in the *Miscellaneous Subjects* report (SC87-S-4) of the Subject Series. In 1992, sources of receipts/revenue data are presented separately in the *Sources of Receipts or Revenue* report (SC92-S-4) of the Subject Series.

Legal form of organization. In 1987, data on the number of individual proprietorships/partnerships were published in the Geographic Area Series. In 1992, individual proprietorship/partnership data are published in the *Establishment and Firm Size* report (SC87-S-1) and in the *Nonemployer Statistics* report (SC87-N-1).

EXPLANATION OF TERMS

Establishments. An establishment is a single physical location at which business is conducted. It is not necessarily identical with a company or enterprise, which may consist of one establishment or more. Statistics for service industries represent a summary of reports for individual establishments rather than companies. For cases where a census report was received, separate information was obtained for each location where business was conducted. When administrative records of other Federal agencies were used instead of a census report, no information was available on the number of locations operated. Estimates of this number were derived from a sample and are provided in the service industries report, *Miscellaneous Subjects* (SC92-S-5). Each census report was tabulated according to the physical location at which the business was conducted. The count of establishments represents those in business at any time during 1992. Appendix G provides a comparison of the number of establishments active any time during the year versus the number in business at the end of the year.

When two activities or more were carried on at a single location under a single ownership, all activities generally were grouped together as a single establishment. The

entire establishment was classified on the basis of its major activity and all data for it were included in that classification. However, when distinct and separate economic activities (for which different industry classification codes were appropriate) were conducted at a single location under a single ownership, and when conditions prescribed by the SIC manual for recognizing the existence of more than one establishment were met, separate establishment reports for each of the different activities were obtained in the census.

Leased service departments (separately owned businesses operated as departments or concessions of other service establishments or of retail businesses, such as a separately owned shoeshine parlor in a barber shop, or a beauty shop in a department store) are treated as separate service establishments for census purposes. Leased retail departments located in service establishments (e.g., a gift shop located in a hotel) are considered separate retail establishments.

Firms. A firm is a business organization or entity consisting of one domestic establishment (location) or more under common ownership or control. All establishments of subsidiary firms are included as part of the controlling firm. For the economic census, the terms "firm" and "company" are synonymous.

Receipts (Basic dollar volume measure for service establishments of firms subject to Federal income tax). Includes receipts from customers or clients for services rendered, from the use of facilities, and from merchandise sold during 1992 whether or not payment was received in 1992, except for health practitioners and legal, architectural, engineering, and surveying services, which reported on a cash basis (payments received in 1992 regardless of when services were rendered). Excise taxes on gasoline, liquor, tobacco, etc., which are paid by the manufacturer or wholesaler and passed on in the cost of goods purchased by the service establishment, are also included. Receipts from leasing of vehicles, equipment, etc., marketed under operating leases are included in receipts figures as well as the fair sales value of merchandise marketed in 1992 under capital, finance, or "full payout" leases. Receipts also include the total value of service contracts, amounts received for work subcontracted to others, and dues and assessments from members and affiliates.

Receipts are net after deductions for refunds and allowances for merchandise returned by customers. Receipts do not include sales, occupancy, admissions, or other taxes collected from customers and remitted directly by the firm to a local, State, or Federal tax agency, nor do they include income from such sources as contributions, gifts, and grants; dividends, interest, and investments; or sale or rental of real estate. Also excluded are rents from and receipts (gross as well as the establishment's share) of departments and concessions which are operated by others; sales of used equipment rented or leased to

customers; commissions from vending machine operators; and other nonoperating income such as royalties, franchise fees, etc.

Receipts in this report do not include service receipts of manufacturers, wholesalers, retail establishments, or other businesses whose primary activity is other than service. They do, however, include receipts other than from services rendered (e.g., sale of merchandise to individuals or other businesses) by establishments primarily engaged in performing services and classified in the service industries.

Revenue (Basic dollar volume measure for firms exempt from Federal income tax). Includes revenue from customers or clients for services rendered and merchandise sold during 1992, whether or not payment was received in 1992. Also included are income from interest, dividends, gross contributions, gifts, grants (whether or not restricted for use in operations), rents, royalties, dues and assessments from members and affiliates, and receipts from fundraising activities. Receipts from taxable business activities of firms exempt from Federal income tax (Unrelated Business Income) are also included in revenue.

Revenue does not include sales, admissions, or other taxes collected by the organization from customers or clients and paid directly to a local, State, or Federal tax agency; income from the sale of real estate, investments, or other assets (except inventory held for resale); gross receipts of departments, concessions, etc., that are operated by others; and amounts transferred to operating funds from capital or reserve funds.

Expenses. Expenses include payroll, employee benefits, interest, rent, payroll taxes, cost of supplies used for operation, depreciation expenses, fundraising expenses, contracted or purchased services, and other expenses charged to operations during 1992.

Expenses in this report exclude outlays for the purchase of real estate; construction and all other capital improvements; funds invested; assessments or dues paid to the parent or other chapters of the same organization; and, for fundraising organizations, funds transferred to charities and other organizations.

Annual payroll. Payroll includes all forms of compensation, such as salaries, wages, commissions, bonuses, vacation allowances, sick-leave pay, employee contributions to qualified pension plans, and the value of payments in kind (e.g., free meals and lodgings) paid during the year to all employees. Tips and gratuities received by employees from patrons and reported to employers are included. For corporations, payroll includes amounts paid to officers and executives; for unincorporated businesses, it does not include profit or other compensation of proprietors or partners. Payroll is reported before deductions for social security, income tax, insurance, union dues, etc. This definition of payroll is the same as that used by the Internal Revenue Service (IRS) on form 941.

First-quarter payroll. This item consists of payroll, as defined above, paid to persons employed at any time during the quarter January to March 1992.

Paid employees for pay period including March 12. Paid employees consist of the full- and part-time employees, including salaried officers and executives of corporations, who were on the payroll during the pay period including March 12. Included are employees on paid sick leave, paid holidays, and paid vacations; not included are proprietors and partners of unincorporated businesses. The definition of paid employees is the same as that used on IRS form 941.

Auxiliary establishments. Each company included in this census was asked to identify and separately report auxiliary locations whose primary functions were to manage, administer, service, or support the activities of the other establishments of the company. Data presented in this report do not include auxiliary establishments. Data for auxiliaries are presented in a subsequent report issued as part of the *1992 Enterprise Statistics* reports.

KIND-OF-BUSINESS CLASSIFICATIONS

Services, as defined in Division I of the 1987 Standard Industrial Classification (SIC) manual, includes establishments primarily engaged in rendering a wide variety of services to individuals, business and government establishments, and other organizations.

Establishments covered by the census were assigned kind-of-business classifications according to the industry classifications defined in the 1987 SIC manual. When a more detailed classification than defined in the SIC manual was needed, additional kinds of business were identified within an SIC industry.

The basis for a kind-of-business classification is described above in Method of Classifying Kinds of Business. Descriptions of those kinds of business for which data are provided in this report follow.

Hotels, Rooming Houses, Camps, and Other Lodging Places (SIC Major Group 70)

This group includes establishments engaged in providing lodging, or lodging and meals, and camping facilities. Hotels which provide accommodations for permanent residents (e.g., apartment hotels) and residential mobile home parks are classified in Real Estate, Major Group 65.

Hotels and motels (SIC 7011). Commercial establishments, known to the public as hotels, motor hotels, motels, or tourist courts, primarily engaged in providing lodging, or lodging and meals.

For large geographic areas, data are presented for the following subdivisions of this classification:

1. Hotels, 25 guestrooms or more.
2. Hotels, less than 25 guestrooms.
3. Motels, tourist courts.
4. Motor hotels.

The classification of individual establishments into hotels, motor hotels, and motels and tourist courts was based primarily on the respondents' self-designation.

Rooming and boarding houses (SIC 702). Establishments renting rooms, with or without board, on a fee basis. Homes for the elderly, for children, and for the handicapped that provide additional services, other than nursing care, are classified in Industry 8361, and homes that provide nursing and/or health-related care are classified in Industry Group 805. Rooming and boarding houses operated by membership organizations for their members only are classified in Industry 7041.

Sporting and recreational camps (SIC 7032). Sporting and recreational camps providing lodging and meals, or lodging only. Included are children's camps, fishing camps, hunting camps, and dude ranches. Day camps and sports instructional camps, such as baseball, basketball, or football camps, are classified in Industry 7999.

Recreational vehicle parks and campsites (SIC 7033). Establishments providing overnight or short-term sites for recreational vehicles, trailers, campers, or tents. Residential trailer and mobile home parks are classified in Real Estate, Major Group 65.

Organization hotels and lodging houses, on membership basis (SIC 704). Lodging houses and hotels operated by membership organizations for the benefit of their members and guests, and not open to the general public. Hotels operated by such organizations but open to the public are classified in Industry 7011. Residential homes for the elderly and others in need of residential, social, and personal care are classified in Industry 8361.

Personal Services (SIC Major Group 72)

This group includes establishments primarily engaged in providing services generally to individuals, such as barber and beauty shops, drycleaning plants, laundries, and photographic studios. For establishments classified in Industry Group 721, collecting and distributing units (branch outlets, pickup stations, terminals, or depots) owned and operated by a firm which does its own laundry work are not classified as separate establishments. Data for these units are merged with data for the plant where the work is done.

Power laundries, family and commercial (SIC 7211).

Establishments primarily engaged in operating mechanical laundries with steam or other power. Excluded are establishments which have power laundry equipment but which are primarily engaged in a specialty, such as industrial laundering, linen rental, or diaper service. These establishments are classified in other categories within Industry Group 721. Independently owned agencies for laundry plants are classified in Industry 7212. Laundries using small power equipment of household type are classified in Industry 7219.

Garment pressing, and agents for laundries and dry-cleaners (SIC 7212).

Establishments primarily engaged in providing laundry and drycleaning services but which have the laundry and/or drycleaning work done by others. Establishments in this industry may do their own pressing or finishing work. Independently owned collecting and distributing agencies serving drycleaning plants or power laundries are included in this classification.

Linen supply (SIC 7213). Establishments primarily engaged in supplying, on a rental basis, such laundered items as uniforms, aprons, table covers, bed linens, and towels. Establishments included in this classification may or may not operate their own laundry facilities.

Coin-operated laundries and drycleaning (SIC 7215).

Establishments primarily engaged in the operation of coin-operated or similar self-service laundry and/or drycleaning equipment. Included are establishments known as laundromats, launderettes, self-service drycleaners, etc. Establishments which operate such machinery in apartment houses, dormitories, and similar locations are included. Establishments which rent such machinery (e.g., to apartment houses) are classified in Industry 7359.

For large geographic areas, data are presented for the following subdivisions of this classification:

1. Coin-operated laundries and drycleaning stores.
2. Coin-operated laundry routes.

Drycleaning plants, except rug cleaning (SIC 7216).

Establishments primarily engaged in drycleaning or dyeing apparel and household fabrics other than rugs. Establishments primarily engaged in cleaning rugs are classified in Industry 7217. Independently owned agencies for cleaning plants are classified in Industry 7212. Establishments known as "tailor shops" or "cleaners" are included in this classification only if they do their own cleaning. Establishments primarily engaged in dyeing fabrics for the trade are classified in Manufacturing, Major Group 22.

Carpet and upholstery cleaning (SIC 7217). Establishments primarily engaged in cleaning carpets and upholstered furniture. Establishments primarily engaged in rug repair are classified in Industry 7699, those primarily

engaged in reupholstering and repairing furniture are classified in Industry 7641, and those primarily engaged in building cleaning are classified in Industry 7349.

Industrial launderers (SIC 7218). Establishments primarily engaged in supplying laundered or drycleaned work uniforms, wiping towels, protective apparel (gloves, flame resistant clothing, etc.), dust control items (treated mats or rugs, mops, cloths, etc.), and similar items to industrial, commercial, and government users. These items may belong to the industrial launderers and be supplied to users on a rental basis, or they may belong to the customers. Establishments included in this industry may or may not operate their own laundry or drycleaning facilities.

Laundry and garment services, n.e.c. (SIC 7219). Establishments primarily engaged in furnishing other laundry services, including repair, alteration, and storage of clothes for individuals; diaper service; and hand laundries. Custom tailors, dressmakers, and fur shops making fur apparel to custom order are classified in Retail Trade.

Photographic studios, portrait (SIC 722). Establishments primarily engaged in still or video portrait photography for the general public. Included in this classification are school, home, and transient portrait photographers. Establishments primarily engaged in commercial photography are classified in Industry 7335; those primarily engaged in video tape production other than portrait are classified in Industry 7812; and those primarily engaged in film developing and/or print processing for the trade or for the general public are classified in Industry 7384.

Beauty shops (SIC 723). Establishments primarily engaged in providing beauty services or both beauty and barber services. Beauty and cosmetology schools are also included. Beauty shop concessions (owned and operated by concessionaires) in hotels, department stores, etc., are classified in this industry and treated as separate establishments. However, beauty shops owned by and operated as part of other businesses (e.g., hotels, department stores) are considered part of the main establishment.

Barber shops (SIC 724). Establishments primarily engaged in providing barber and men's hair styling services. Barber colleges are also included. Barber shop concessions (owned and operated by concessionaires) in hotels, department stores, etc., are classified in this industry and treated as separate establishments. However, barber shops owned by and operated as part of other businesses (e.g., hotels, department stores) are considered part of the main establishment.

Shoe repair shops and shoeshine parlors (SIC 725). Establishments primarily engaged in repairing footwear or shining shoes. Also included are establishments engaged in cleaning and blocking hats. Shoe repair and shoeshine departments (owned and operated by concessionaires) in

hotels, department stores, etc., are classified in this industry and treated as separate establishments. However, shoe repair shops and shoeshine parlors owned and operated as part of other businesses (e.g., hotels, department stores) are considered part of the main establishment.

Funeral service and crematories (SIC 726). Establishments primarily engaged in preparing the dead for burial, conducting funerals, and cremating the dead. Receipts include sales of funeral merchandise, such as caskets and burial clothing, and other services provided directly by the establishments. Also included in the receipts are reimbursements for cash advances made to other establishments for funeral-related merchandise sales and services, such as flowers. Cemeteries, and crematories operated in conjunction with cemeteries, are classified in Real Estate, Industry 6553; crematories and burial services for pets are classified in Agriculture, Industry 0752.

Tax return preparation services (SIC 7291). Establishments primarily engaged in providing tax return preparation services without also providing accounting, auditing, or bookkeeping services. Establishments providing tax return preparation services which also provide accounting, auditing, or bookkeeping services are classified in Industry 8721. Tax return preparation services (owned and operated by concessionaires) in department stores, etc., are classified in this industry and treated as separate establishments. However, tax return preparation services owned and operated as part of other businesses are considered part of the main establishment.

Miscellaneous personal services, n.e.c. (SIC 7299). Establishments primarily engaged in providing personal services, not elsewhere classified, such as saunas; steam and Turkish baths; costume and formal wear rental; operation of coin-operated personal service machines, such as weighing machines, public lockers (except cold storage), pay toilets, etc.; checkroom concessions; dating service; diet or weight reducing workshops; and tanning salons. Establishments operating coin-operated amusement machines, such as pinball machines and juke boxes, are classified in Industry 7993. The operation of physical fitness facilities, including health fitness spas and reducing salons, is classified in Major Group 70 if lodging is also provided and in Industry 7991 if lodging is not provided.

For large geographic areas, data are presented for the following subdivisions of this classification:

1. Massage parlors, tanning salons, and saunas.
2. Diet and weight reducing services.
3. Formal wear rental.
4. Other personal services, n.e.c.

Business Services (SIC Major Group 73)

This group includes establishments primarily engaged in providing services, not elsewhere classified, to business establishments on a contract or fee basis.

Advertising agencies (SIC 7311). Establishments primarily engaged in preparing advertising (writing copy, artwork, graphics, and other creative work) and placing such advertising in periodicals, newspapers, radio, television, or other advertising media for clients on a contract or fee basis. Establishments which place advertising with media but perform no creative services (media buying services) are classified in Industry 7319. Establishments which write advertising copy but do not place the advertising with media are classified in Industry 8999. Establishments which provide commercial art, graphics, or other creative advertising services but do not place the advertising with media are classified in Industry Group 733. Establishments which solicit advertising for nonaffiliated radio, television, newspapers, or magazines are classified in Industry 7313.

Outdoor advertising services (SIC 7312). Establishments primarily engaged in the preparation of poster displays and painted and electric displays on billboards, panels, bulletins, and frames, principally outdoors. Such establishments may (as incidental services) construct, repair, and maintain display boards and may post advertisements. Sign painting shops are classified in Industry 7389. Shops which make neon signs to order are classified in Manufacturing. Establishments primarily engaged in erecting signs are classified in Construction.

Radio, television, and publishers' advertising representatives (SIC 7313). Establishments primarily engaged in soliciting advertising on a contract or fee basis for (nonaffiliated) newspapers, magazines, and other publications, or for radio and television stations. Advertising sales offices operated by the media are classified as auxiliaries.

For large geographic areas, data are presented for the following subdivisions of this classification:

1. Radio and television advertising representatives.
2. Publishers' advertising representatives.

Advertising, n.e.c. (SIC 7319). Establishments primarily engaged in furnishing advertising services, not elsewhere classified, such as handbill distribution, distribution of samples, and transit advertising. Establishments which provide commercial art, graphics, or other creative advertising services but do not place the advertising with the media, are classified in Industry Group 733. Establishments primarily engaged in direct mail advertising, compiling and selling mailing lists, and related services are classified in Industry 7331.

Adjustment and collection services (SIC 7322). Establishments primarily engaged in the collection or adjustment of claims other than insurance. Establishments providing insurance adjustment services are classified in Insurance, Major Group 64. Establishments providing debt counseling or adjustment services for individuals are classified in Industry 7299. Centralized charge services are classified in Finance, Major Group 61.

Credit reporting services (SIC 7323). Establishments primarily engaged in providing mercantile and consumer credit reporting services. Establishments primarily engaged in conducting personal investigations (background) and preparing reports for insurance companies and other business firms are classified in Industry 7389.

Direct mail advertising services (SIC 7331). Establishments primarily engaged in furnishing direct mail advertising services, such as creating, producing, and mailing direct mail advertising. This industry also includes establishments primarily engaged in compiling and selling mailing lists. Establishments primarily engaged in reproducing direct mail copy to order but also providing other direct mail advertising services are classified in Manufacturing if they print the copy, and in Industry 7334 if they duplicate the copy by photocopying or similar reproduction methods.

For large geographic areas, data are presented for the following subdivisions of this classification:

1. Mailing list compilers, brokers, and managers.
2. Direct mail advertising services, except mailing list services.

Photocopying and duplicating services (SIC 7334). Establishments primarily engaged in reproducing text, drawings, plans, maps, or other copy by blueprinting, photocopying, mimeographing, or other methods of duplication other than printing or microfilming. Printing, including "quick printing," is classified in Manufacturing, and microfilming is classified in Industry 7389.

For large geographic areas, data are presented for the following subdivisions of this classification:

1. Blueprinting and photocopying services.
2. Duplicating services, except printing and photocopying.

Commercial photography (SIC 7335). Establishments engaged in providing commercial photography services for advertising agencies, publishers, and other business and industrial users. Establishments engaged in still and video portrait photography are classified in Industry 7221, and those primarily engaged in mapmaking are classified in Industry 7389. Establishments primarily engaged in medical photography are classified in Industry 8099. Establishments primarily engaged in producing commercial video tape or films are classified in Industry 7812.

Commercial art and graphic design (SIC 7336). Establishments primarily engaged in providing commercial art or graphic design services for advertising agencies, publishers, and other business and industrial users. Producers of still and slide films are classified here. Establishments primarily engaged in art, except commercial and medical art, are classified in Industry 8999; those engaged in medical art are classified in Industry 8099; and those providing drafting services are classified in Industry 7389.

For large geographic areas, data are presented for the following subdivisions of this classification:

1. Commercial art.
2. Graphic arts and related design.

Secretarial and court reporting services (SIC 7338). Establishments primarily engaged in furnishing secretarial, typing, word processing, resume writing, and court reporting services.

Disinfecting and pest control services (SIC 7342). Establishments primarily engaged in providing disinfection and termite, insect, rodent, and other pest control generally in dwellings or other buildings. Establishments primarily engaged in pest control for lawns or agricultural production are classified in Agriculture.

Building cleaning and maintenance services, n.e.c. (SIC 7349). Establishments primarily engaged in furnishing building cleaning and maintenance services, not elsewhere classified, such as window cleaning, janitorial services, floor waxing, and office cleaning. General contractors and special trade contractors primarily engaged in building repair work, cleaning building exteriors by sand or steam blasting, or cleaning up after construction are classified in Construction.

Medical equipment rental and leasing (SIC 7352). Establishments primarily engaged in renting or leasing (except finance leasing) medical equipment. These establishments may also sell medical supplies, but establishments primarily engaged in selling medical supplies are classified in Wholesale or Retail Trade. Establishments primarily engaged in finance leasing are classified in Finance, Industry 6159.

Heavy construction equipment rental and leasing (SIC 7353). Establishments primarily engaged in renting or leasing (except finance leasing) heavy construction equipment, with or without operators. Establishments primarily engaged in finance leasing are classified in Finance, Industry 6159.

For large geographic areas, data are presented for the following subdivisions of this classification:

1. Rental and leasing of heavy construction equipment without operators.
2. Rental and leasing of heavy construction equipment with operators.

Equipment rental and leasing, n.e.c. (SIC 7359). Establishments primarily engaged in renting or leasing (except finance leasing) equipment, not elsewhere classified, such as tools, furniture, industrial equipment (except heavy construction), televisions, appliances, party supplies, etc. Establishments primarily engaged in finance leasing are classified in Finance, Industry 6159.

Establishments renting or leasing automobiles and trucks without drivers are classified in Industry Group 751; those renting with drivers, in Transportation. Establishments renting (or leasing) medical equipment are classified in Industry 7352; video tapes and cassettes, in Industry 7841; amusement and recreation items, such as bicycles, beach chairs, etc., in Industry 7999; personal items, such as formal wear, lockers (other than refrigerated), and pillows, in Industry 7299; commercial boats, in Water Transportation, Major Group 44. Direct leasing of machinery or equipment by the manufacturer is classified in Manufacturing or Wholesale Trade. Establishments primarily leasing computer time, including time-sharing services, are classified in Industry 7374; and those renting or leasing computers or data processing equipment, in Industry 7377.

For large geographic areas, data are presented for the following subdivisions of this classification:

1. Equipment rental, except rent-to-own.
2. Equipment leasing, except finance leasing.
3. Rent-to-own.

Employment agencies (SIC 7361). Establishments primarily engaged in providing placement and employment services for employers or those seeking employment. Modeling agencies and nurses' registries are included. Theatrical employment agencies are classified in Industry 7922; motion picture casting bureaus, in Industry 7819; and establishments engaged in furnishing help to other businesses, in Industry 7363.

Help supply services (SIC 7363). Establishments primarily engaged in supplying temporary or continuing help (except agricultural) to other businesses on a contract or fee basis. The help supplied is on the payroll of the supplying establishment but is under the direct or general supervision of the business to whom the help is furnished. Establishments primarily engaged in providing placement and employment services are classified in Industry 7361. Establishments which provide both management and staff to operate a business are classified according to the type of activity of the business. Establishments primarily engaged in furnishing personnel to perform a range of services in support of the operation of other establishments are classified in Industry 8744. Farm labor supply is classified in Agriculture, Industry 0761.

For large geographic areas, data are presented for the following subdivisions of this classification:

1. Temporary help supply.
2. Employee leasing.
3. Other help supply services.

Computer programming services (SIC 7371). Establishments primarily engaged in providing custom computer programming services on a contract or fee basis. These

establishments often perform a variety of additional services, such as computer software design and analysis, modification of existing software, and training in the use of custom software. Establishments primarily engaged in the development and marketing of prepackaged software are classified in Industry 7372. Computer processing services are classified in Industry 7374.

Prepackaged software (SIC 7372). Establishments primarily engaged in designing and developing prepackaged software, including operating, utility, and applications programs. These establishments may also prepare software documentation for the user, install software for the user, and train the user in the use of the software. Establishments primarily engaged in buying and selling prepackaged software are classified in Wholesale or Retail Trade. Custom computer software services, including computer code authors, are classified in Industry 7371.

Computer integrated systems (SIC 7373). Establishments primarily engaged in developing or modifying computer software and packaging or bundling the software with hardware (computers and peripheral equipment) to create an integrated system for specific application. These establishments are involved in all phases of systems development, from design through installation. Establishments primarily engaged in buying and selling computer software and/or hardware are classified in Wholesale or Retail Trade, and establishments primarily engaged in manufacturing computers and/or peripheral equipment are classified in Manufacturing.

Computer processing and data preparation and processing services (SIC 7374). Establishments primarily engaged in providing computer processing and data preparation services. Service may consist of complete processing and preparation of reports from data supplied by the customer, or it may be specialized, such as data entry or making data processing equipment available on an hourly or time-sharing basis.

Information retrieval services (SIC 7375). Establishments primarily engaged in providing on-line information retrieval services on a contract or fee basis. The information generally involves a range of subjects and is taken from other primary sources. Establishments which collect and originate the data are classified in the industry associated with that activity.

Computer facilities management services (SIC 7376). Establishments primarily engaged in providing on-site management and operation of computer and data processing facilities on a contract or fee basis. Establishments primarily engaged in providing computer and data processing at their own facilities are classified in Industry 7374.

Computer rental and leasing (SIC 7377). Establishments primarily engaged in renting or leasing (except finance) computers and related data processing equipment on the

customers' site, whether or not also providing maintenance or support services. Establishments primarily engaged in both manufacturing and leasing computers and related data processing equipment are classified in Division D, Manufacturing, and separate establishments owned by the manufacturer and primarily engaged in leasing are classified in Wholesale Trade. Establishments primarily engaged in finance leasing of computers and related data processing equipment are classified in Finance, Industry 6159, and those primarily engaged in leasing computer time are classified in Industry 7374.

Computer maintenance and repair (SIC 7378). Establishments primarily engaged in the maintenance and repair of computers and computer peripheral equipment.

Computer related services, n.e.c. (SIC 7379). Establishments primarily engaged in providing computer related services, not elsewhere classified, such as computer consulting, disk and diskette conversion, and tape recertification.

For large geographic areas, data are presented for the following subdivisions of this classification:

1. Computer consultants.
2. Miscellaneous computer services, n.e.c.

Detective, guard, and armored car services (SIC 7381). Establishments primarily engaged in providing detective, guard, and armored car services. Fingerprint service, polygraph service, and rental of dogs for protective service are included in this classification.

For large geographic areas, data are presented for the following subdivisions of this classification:

1. Detective agencies and guard services.
2. Armored car services.

Security systems services (SIC 7382). Establishments primarily engaged in monitoring and maintaining security systems devices, such as burglar and fire alarms. These establishments may also sell, lease, and/or install the security systems which they monitor and maintain. Establishments primarily engaged in the sales and installation, or installation only, of such devices are classified in Construction, Industry 1731.

News syndicates (SIC 7383). Establishments primarily engaged in providing news, pictures, features, and news reporting services to newspapers and periodicals. Separate establishments of newspaper and periodical publishers which are engaged in gathering news are classified as auxiliaries.

Photofinishing laboratories (SIC 7384). Establishments primarily engaged in developing film and photographic prints and enlargements. Data for retail outlets (kiosks),

which are owned and operated by photofinishing laboratories for the pickup and delivery of film, are merged with data for the laboratory which owns them and are not treated as separate establishments. Establishments primarily engaged in processing motion picture and video film for the motion picture and television industries are classified in Industry 7819.

For large geographic areas, data are presented for the following subdivisions of this classification:

1. Photofinishing laboratories, except "one-hour" (mini) labs.
2. "One-hour" (mini) photofinishing.

Business services, n.e.c. (SIC 7389). Establishments primarily engaged in furnishing business services, not elsewhere classified, such as auctioneers' establishments (service only), business brokers, drafting service, independent lecture bureaus, inspection service, printing brokers, notaries public, and shop window decoration or trimming, on a commission or fee basis.

For large geographic areas, data are presented for the following subdivisions of this classification:

1. Sign painting shops. Establishments primarily engaged in making signs to individual order or in doing office door and window lettering. Establishments primarily engaged in making signs other than on a custom basis and neon sign manufacturers are classified in Manufacturing.
2. Interior designing. Establishments primarily engaged in advising clients on the selection of furniture, draperies, rugs, and other interior decorations on a commission or fee basis. Establishments providing interior designing service but primarily engaged in the sale of merchandise, are not included. Painting and papering contractors who frequently call themselves "interior decorators" are classified in Construction.
3. Telephone answering services. Establishments primarily engaged in transmitting telephone messages to their clients. Paging services are classified in Communications.
4. Water softening and conditioning services. Establishments primarily engaged in softening water by chemical treatment or other methods.
5. Packaging and labeling services. Establishments primarily engaged in packaging and labeling products, on a contract or fee basis, in packages or other containers normally intended for retail distribution. Companies primarily engaged in packing, crating, and otherwise preparing goods for shipping are classified in Transportation.
6. Trading stamp services. Establishments primarily engaged in selling trading stamps or merchandise coupons to merchants. The redemption stores of trading stamp companies are classified as auxiliary to this industry.

7. Convention and trade show services. Establishments primarily engaged in providing a variety of services to conventions and trade shows on a contract or fee basis, including decoration services, registration services, promotion, and other administrative functions.
8. Private mail centers. Establishments primarily engaged in providing mailbox rental and other postal and mailing (except advertising) services. In addition, establishments may provide typing, photocopying, and FAX services, and may sell office supplies.
9. Miscellaneous business services, n.e.c. Establishments primarily engaged in furnishing business services, not elsewhere classified.

Automotive Repair, Services, and Parking (SIC Major Group 75)

This group includes establishments primarily engaged in furnishing automotive repair, rental, leasing, parking, and other services. Similar facilities owned and operated by concerns for their own use and not available to the general public are treated as auxiliary establishments of those concerns and are not included here. Automotive repair shops operated by establishments engaged in the sale of new automobiles are classified in Retail Trade, as are those operated by gasoline service stations (where sales of merchandise (including fuel) exceed repair receipts). Automobile driving instruction is classified in Industry 8299.

Truck rental and leasing, without drivers (SIC 7513).

Establishments primarily engaged in short-term rental or extended-term leasing (with or without maintenance) of trucks, truck tractors, or semitrailers without drivers. Establishments primarily engaged in renting or leasing, except finance leasing, of industrial trucks are classified in Industry 7359; those renting or leasing trucks with drivers are classified in Transportation, Industry Group 421; and those renting or leasing heavy construction and earth moving equipment are classified in Industry 7353. Establishments primarily engaged in finance leasing are classified in Finance, Major Group 61.

For large geographic areas, data are presented for the following subdivisions of this classification:

1. Truck rental, without drivers.
2. Truck leasing, except finance leasing.

Passenger car rental (SIC 7514). Establishments primarily engaged in short-term rental of passenger cars without drivers. Data for separate automotive rental offices or concessions (e.g., airport locations) in the same metropolitan area, for which a common fleet of cars is maintained, are merged and not considered as separate establishments. Establishments primarily engaged in renting automobiles with drivers are classified in Transportation, Industry 4119.

Passenger car leasing (SIC 7515). Establishments primarily engaged in extended-term leasing of passenger cars without drivers. These establishments may or may not provide maintenance of vehicles as part of the lease contract. Establishments primarily engaged in renting automobiles with drivers are classified in Transportation, Industry 4119. Establishments primarily engaged in finance leasing are classified in Finance, Major Group 61.

Utility trailer and recreational vehicle rental (SIC 7519).

Establishments primarily engaged in daily or extended-term rental of utility trailers and recreational vehicles. Establishments primarily engaged in renting motorcycles, bicycles, golf carts, gocarts, or recreational boats are classified in Industry 7999, and those engaged in renting airplanes are classified in Industry 7359. Establishments primarily engaged in the rental of mobile homes on site are classified in Real Estate, Industry 6515.

Automobile parking (SIC 7521).

Establishments primarily engaged in the temporary parking of automobiles usually on an hourly, daily, or monthly contract or fee basis. Excluded are municipal parking lots and lots operated by establishments or institutions primarily engaged in other activities (e.g., department stores, hospitals, restaurants). Valet parking is classified in Industry 7299. Establishments primarily engaged in extended or dead storage of automobiles are classified in Transportation, Industry 4226.

For large geographic areas, data are presented for the following subdivisions of this classification:

1. Parking lots.
2. Parking structures.

Top, body, and upholstery repair shops and paint shops (SIC 7532).

Establishments primarily engaged in the repair of automotive tops, bodies, and interiors, or automotive painting and refinishing. Also included in the industry are establishments primarily engaged in customizing automobiles, trucks, and vans, except on a factory basis. Those engaged in customizing automobiles, trucks, and vans on a factory basis are classified in Manufacturing, Industry Group 371.

For large geographic areas, data are presented for the following subdivisions of this classification:

1. Top and body repair shops.
2. Paint shops.

Automotive exhaust system repair shops (SIC 7533).

Establishments primarily engaged in the installation, repair, or sale and installation of automotive exhaust systems. The sale of mufflers, tailpipes, and catalytic converters is considered to be incidental to the installation of these products.

Tire retreading and repair shops (SIC 7534).

Establishments primarily engaged in repairing and retreading automotive tires. Establishments classified here may either retread customers' tires or retread tires for sale or exchange to the user or the trade.

Automotive glass replacement shops (SIC 7536). Establishments primarily engaged in the installation, repair, or sale and installation of automotive glass. The sale of the glass is considered incidental to the replacement.

Automotive transmission repair shops (SIC 7537). Establishments primarily engaged in the installation, repair, or sale and installation of automotive transmissions. The sale of transmissions and related parts is considered incidental to transmission installation or repair.

General automotive repair shops (SIC 7538). Establishments primarily engaged in general automotive repair, such as engine repair shops (except industrial truck engines), general repair and service garages, and diesel engine repair shops. Establishments primarily engaged in specialized repair of individual engine components, not elsewhere classified, are classified in Industry 7539. Establishments primarily engaged in repair of motorcycles are classified in Industry 7699.

For large geographic areas, data are presented for the following subdivisions of this classification:

1. General automotive repair shops, except diesel.
2. Diesel repair shops.

Automotive repair shops, n.e.c. (SIC 7539). Establishments primarily engaged in specialized automotive repair, not elsewhere classified, such as fuel service (carburetor repair), brake relining, front-end and wheel alignment, and radiator repair. Establishments primarily engaged in automotive welding are classified in Industry 7692.

For large geographic areas, data are presented for the following subdivisions of this classification:

1. Radiator repair.
2. Brake, front end, and wheel alignment.
3. Carburetor repair shops.
4. Automotive electrical repair shops.
5. Other automotive repair shops, n.e.c. Establishments primarily engaged in specialized automotive repairs, not elsewhere classified, such as frame repair, piston ring service and repair, speedometer repair, and heater and air-conditioning repair.

Carwashes (SIC 7542). Establishments primarily engaged in washing, waxing, and polishing motor vehicles or furnishing facilities for the self-service washing of motor vehicles.

Automotive services, except repair and carwashes (SIC 7549). Establishments primarily engaged in furnishing automotive services, except repair and carwashes, such as lubricating service, towing service, diagnostic service, undercoating service, and inspection service.

For large geographic areas, data are presented for the following subdivisions of this classification:

1. Lubrication shops.
2. Towing services.
3. Other automotive services, n.e.c.

Miscellaneous Repair Services (SIC Major Group 76)

This group includes establishments primarily engaged in miscellaneous repair services, not elsewhere classified. Repair departments of retail dealers or manufacturers are not included unless operated as separate establishments and reported as such. This group does not include some repair services of which the more important are: repair to structures (classified in Construction); garment and shoe repair (classified in Major Group 72); automotive repair services (classified in Major Group 75); electronic computer and computer peripheral equipment repair services (classified in Industry 7378); ship and boat repair (classified in Manufacturing); and railroad repair (classified in Manufacturing).

Radio and television repair shops (SIC 7622). Establishments primarily engaged in repairing radios, televisions, phonographs, stereo equipment, and tape recorders. Also included are establishments engaged in installing and repairing television, amateur, and citizens' band antennas, and those engaged in installing and servicing similar equipment in homes, offices, boats, automobiles, or other vehicles. Establishments primarily engaged in installation, repair, or maintenance of radio and television broadcast transmitting antennas and towers are classified in Construction. Repair departments of radio and television dealers are not included here unless operated and reported as separate establishments.

Refrigeration and air-conditioning service and repair shops (SIC 7623). Establishments primarily engaged in servicing and repairing household and commercial electrical refrigerators and air-conditioning and refrigeration equipment. Establishments primarily engaged in servicing and repairing gas refrigeration equipment are classified in Industry 7699, and those repairing automotive air-conditioning equipment are classified in Industry 7539. Establishments primarily engaged in installing refrigeration and air-conditioning systems are classified in Construction.

Electrical and electronic repair shops, n.e.c. (SIC 7629). Establishments primarily engaged in servicing and repairing electrical and electronic equipment, not elsewhere classified, such as electrical household appliances (washing machines, vacuum cleaners, irons, toasters, etc.) and electrical and electronic industrial equipment. Electrical contractors and electrical shops engaged primarily in house wiring are included in Construction, Industry 1731. The repair of electric motors is classified in Industry 7694. Repair of electronic computers and computer peripheral equipment is classified in Industry 7378.

Watch, clock, and jewelry repair (SIC 763). Establishments primarily engaged in the repair of watches, clocks, or jewelry. Establishments primarily engaged in assembling watches from purchased parts are classified in Manufacturing, Industry 3873.

Reupholstery and furniture repair (SIC 764). Establishments primarily engaged in furniture reupholstery and repair. Establishments primarily engaged in selling upholstery materials, making slipcovers and draperies to order, or in upholstering new frames to individual order are classified in Retail Trade, as are establishments making furniture and cabinets on a custom basis.

Welding repair (SIC 7692). Establishments primarily engaged in repair work by welding, including automotive welding. Welding in connection with the manufacture of a product is classified in Manufacturing. Welding contractors doing welding work at construction sites are classified in Construction, Industry 1799.

Armature rewinding shops (SIC 7694). Establishments primarily engaged in rewinding armatures and rebuilding or repairing electric motors. Establishments classified here may either repair customers' equipment or repair their own equipment for sale or exchange to users or to the trade. Establishments primarily engaged in the repair of electrical appliances are classified in Industry 7629.

Repair shops and related services, n.e.c. (SIC 7699). Establishments primarily engaged in specialized repair services, not elsewhere classified, such as farm machinery and equipment repair; lawnmower, saw, knife, and tool sharpening and repair; bicycle repair; lock and gun repair; musical instrument repair; and the repair of typewriters. Repair services which involve primarily electrical or electronic equipment or components are classified in Industry 7629; however, primarily mechanical repair of electrically powered equipment, such as electric sewing machine repair, is included here.

For large geographic areas, data are presented for the following subdivisions of this classification:

1. Farm machinery and equipment repair.
2. Lawnmower and other small gasoline engine repair. Establishments primarily engaged in saw, knife, and tool sharpening are also included here.
3. Sewer and septic tank cleaning services. Establishments primarily engaged in cleaning or repairing sewers and septic tanks. Establishments which install septic tanks are classified in Construction.
4. Other repair and related services, n.e.c. Establishments primarily engaged in specialized repair services, not elsewhere classified, such as aircraft flight instrument repair (except electrical), blacksmith shops, bicycle repair, boiler repair, photographic equipment repair,

dental instrument repair, furnace and chimney cleaning, gunsmith shops, key duplicating shops, motorcycle repair, musical instrument tuning and repair, taxidermists, typewriter repair, umbrella repair, and venetian blind repair.

Motion Pictures (SIC Major Group 78)

This group includes establishments producing and distributing motion pictures, exhibiting motion pictures in commercially operated theaters, and furnishing services to the motion picture industry. The term "motion pictures" includes similar productions for television or other media using film, tape, or other means.

Motion picture and video tape production (SIC 7812). Establishments primarily engaged in the production of theatrical and nontheatrical motion pictures and video tapes for exhibition or sale. Establishments engaged in both production and distribution of motion pictures are included here, as well as those engaged in the production of educational, industrial, and religious films. Establishments primarily engaged in motion picture and video tape reproduction are classified in Industry 7819.

For large geographic areas, data are presented for the following subdivisions of this classification:

1. Motion picture production, except for television.
2. Motion picture and tape production for television.

Services allied to motion picture production (SIC 7819). Establishments primarily engaged in performing auxiliary services to motion picture production, such as motion picture film processing, editing, and titling. Also included are casting bureaus, wardrobe and studio property rental, rental and repair of cameras and other motion picture equipment, stock footage film libraries, and television tape services (editing, transfers, etc.).

Motion picture and video tape distribution (SIC 7822). Establishments primarily engaged in the distribution (rental or sale) of theatrical and nontheatrical motion picture films or in the distribution of video tapes and disks, except to the general public. Establishments engaged in both distribution and production are classified in Industry 7812. Establishments primarily engaged in renting video tapes and disks to the general public are classified in Industry 7841, and those engaged in the sale of video tape and disks to individuals for personal or household use are classified in Retail Trade, Industry 5735.

For large geographic areas, data are presented for the following subdivisions of this classification:

1. Motion picture film exchanges.
2. Film and tape distribution for television.
3. Video tape wholesalers.

Services allied to motion picture distribution (SIC 7829). Establishments primarily engaged in performing auxiliary services to motion picture distribution, such as film delivery service, film purchasing and booking agencies, and film libraries.

Motion picture theaters, except drive-in (SIC 7832). Commercially operated theaters primarily engaged in the indoor exhibition of motion pictures.

Drive-in motion picture theaters (SIC 7833). Commercially operated theaters, commonly known as drive-in theaters, primarily engaged in the outdoor exhibition of motion pictures.

Video tape rental (SIC 7841). Establishments primarily engaged in renting recorded video tapes and disks to the general public for personal or household use. Establishments primarily engaged in renting video recorders and players are classified in Industry 7359. Establishments primarily engaged in selling recorded video tapes and disks to the general public are classified in Retail Trade, Industry 5735, and those engaged in the wholesale distribution of recorded video tapes and disks are classified in Industry 7822.

Amusement and Recreation Services, Except Motion Pictures (SIC Major Group 79)

This group includes establishments primarily engaged in providing amusement, recreation, or entertainment services, not elsewhere classified. Gambling businesses, where legal, are also included in this Major Group; however, combined gambling and lodging facilities with 25 guestrooms or more are classified in Industry 7011. Establishments primarily engaged in operating museums, art galleries, arboreta, and botanical and zoological gardens are classified in Major Group 84.

Dance studios, schools, and halls (SIC 791). Establishments primarily engaged in operating public dance halls or ballrooms, dance studios, and dance schools. Establishments primarily engaged in renting facilities used as dance halls or ballrooms are classified in Real Estate, Industry 6512.

Theatrical producers (except motion picture) and miscellaneous theatrical services (SIC 7922). Establishments primarily engaged in providing live theatrical presentations, such as road companies and summer theaters. This industry also includes services allied with theatrical presentations, such as casting agencies; booking agencies for plays, artists, and concerts; scenery, lighting, and other equipment services; and theatrical ticket agencies. Also included in this industry are producers of live and taped radio programs and commercials and producers of live television programs.

For large geographic areas, data are presented for the following subdivisions of this classification:

1. Producers of live theatrical productions. Stock or repertory companies, whether or not operating their own theaters, are included here. Establishments primarily engaged in producing shows for dinner theaters but not operating the food service are also included here. Dinner theaters operating food service are classified in Retail Trade, Industry 5812.
2. Producers of radio and television shows, except tape producers. Establishments primarily engaged in producing shows for live presentation on radio and television. Producers of motion picture and television tape are classified in Industry 7812 and producers of radio tape in the subgroup Other theatrical services.
3. Artists' and entertainers' managers or agents, concert bureaus, and booking agents.
4. Other theatrical services. Establishments engaged in theatrical services, not elsewhere classified, such as ticket agencies; theatrical, television, and radio employment agencies; theatrical equipment rental and design; and lighting. Radio show tape producers are included here.

Bands, orchestras, actors, and other entertainers and entertainment groups (SIC 7929). Establishments primarily engaged in providing entertainment other than live theatrical presentations. These establishments include bands, orchestras, and entertainers.

For large geographic areas, data are presented for the following subdivisions of this classification:

1. Dance groups and artists.
2. Symphony orchestras, opera companies, and chamber music organizations.
3. Other music groups and artists. Dance and stage bands, orchestras (except symphony or chamber), combos, quintets, soloists, and similar musical organizations, groups, and artists.
4. Other entertainers and entertainment groups. Entertainers other than dance bands, symphony orchestras, dance groups, or similar musical and dance organizations.

Bowling centers (SIC 7933). Establishments primarily engaged in providing facilities for bowling.

Professional sports clubs and promoters (SIC 7941). Operators and promoters of professional and semiprofessional athletic clubs, promoters of athletic events, and managers of individual professional athletes. Receipts from radio or television broadcasts, from sales of players, from concession operators, and from noncustomer sources are not included in the total receipts for the activities

classified here. Establishments primarily engaged in renting stadiums and athletic fields to sports promoters and clubs are classified in Real Estate, Industry Group 651.

For large geographic areas, data are presented for the following subdivisions of this classification:

1. Baseball clubs.
2. Football clubs.
3. Other professional sports clubs.
4. Managers and promoters.

Racing, including track operation (SIC 7948). Promoters and participants in racing activities, including racetrack operators, operators of racing stables, jockeys, racehorse trainers, and race car owners and operators. Establishments which own racetracks but do not engage in promotion of racing events, are classified in Real Estate, Industry Group 651. Stables and kennels primarily engaged in breeding or boarding horses and dogs are classified in Agriculture, Industry 0752.

For large geographic areas, data are presented for the following subdivisions of this classification:

1. Auto racetrack operation.
2. Horse racetrack operation.
3. Dog racetrack operation.
4. Racing stables and racing, n.e.c.

Physical fitness facilities (SIC 7991). Establishments primarily engaged in operating reducing and other health clubs, spas, and similar facilities featuring exercise and other active physical fitness conditioning, whether or not on a membership basis. Establishments providing aerobic dance and exercise classes are also included here. Sports and recreation clubs are classified in Industry 7997 if operated on a membership basis, and in Industry 7992 or 7999 if open to the general public. Health resorts and spas providing lodging are classified in Major Group 70. Establishments that promote physical fitness through diet control are classified in Industry 7299.

For large geographic areas, data are presented for the following subdivisions of this classification:

1. Physical fitness centers, except gymnasiums and athletic clubs.
2. Gymnasiums and athletic clubs.

Public golf courses (SIC 7992). Privately operated establishments primarily engaged in the operation of golf courses open to the general public on a fee basis. Municipally owned and operated golf courses are not included. Membership golf and country clubs are classified in Industry 7997. Miniature golf courses and golf driving ranges are classified in Industry 7999.

Coin-operated amusement devices (SIC 7993). Establishments primarily engaged in operating coin-operated amusement devices either in their own or in other places of business. Such amusement devices include juke boxes, pinball machines, mechanical games, video games, slot machines (where legal), and similar types of amusement equipment. The amusement devices may also be operated by bills. Amusement arcades and parlors are also included. Establishments primarily engaged in rental of such devices are classified in Industry 7359.

Amusement parks (SIC 7996). Establishments known as amusement parks, theme parks, kiddie parks, etc., which group together a number of attractions, such as mechanical rides, amusement devices, refreshment stands, and picnic grounds. Individual ride operators or concessionaires operating within the park are classified in Industry 7999, as are carnivals operating without a fixed exhibition site. Owners of the park grounds (who do not operate the amusement parks) are classified in Real Estate, Industry Group 651.

Membership sports and recreation clubs (SIC 7997). Sports and recreation clubs which maintain facilities for use only by members and their guests, such as country, golf, tennis, yacht, and swimming clubs. Such establishments are classified here regardless of the proportion of receipts derived from food or liquor sales. Membership organizations engaged in civic, social, or fraternal activities are classified in Industry 864. Physical fitness facilities are classified in Industry 7991.

Amusement and recreation services, n.e.c. (SIC 7999). Establishments primarily engaged in the operation of sports, amusement, and recreation services, not elsewhere classified, such as bathing beaches, swimming pools, and riding academies and schools. Membership sports and recreation clubs not open to the general public are classified in Industry 7997.

For large geographic areas, data are presented for the following subdivisions of this classification:

1. Concession operators of amusement devices and rides. Concession operators of mechanical rides or of amusement devices in amusement parks, carnivals, circuses, or fairs; or operators of independently operated rides or devices of this type.
2. Carnivals and circuses. Establishments operating a group of amusement, service, and/or retail units, generally known as carnivals, which do not have any fixed exhibition site; or companies engaged in the operation of circuses having acrobatic and animal shows and individual circus acts. Side shows are included here. Individual performers in circuses are classified in Other entertainers and entertainment groups, a subgroup of Industry 7929.
3. Fairs. Establishments primarily engaged in arranging and operating the exhibitions and related activities

usually associated with county, State, or similar fairs. Carnivals and side shows which are part of the fairs but which are independently owned and operated are included in the subgroup Carnivals and circuses. Other independently owned and operated amusement device and ride concessions are included in the subgroup Concession operators of amusement devices and rides.

4. Roller skating rinks.
5. Ice skating rinks.
6. Other amusement and recreation services, n.e.c. Establishments primarily engaged in the commercial operation of sports, amusement, and recreation services, not elsewhere classified. Included are establishments engaged in instruction of sports or recreational activities, such as baseball, bridge, golf, judo, karate, skiing, swimming, and tennis. Also included are establishments renting articles for amusement and recreation, such as beach chairs and accessories, bicycles, golf carts, small boats and canoes, and saddle horses.

Other establishments in this classification include commercially operated bathing beaches, gambling establishments (where legal), golf driving ranges, miniature golf courses, riding academies and stables, shooting galleries, slot-car tracks, ski lifts, day camps, and establishments engaged in the commercial operation of swimming pools open to the general public for a fee. Municipally operated golf courses and swimming pools are excluded from this census. Privately owned tourist attractions, such as natural wonders or manmade exhibits, are included here. Museums, art galleries, and botanical and zoological gardens are included in Major Group 84.

Health Services (SIC Major Group 80)

This group includes establishments primarily engaged in furnishing medical, surgical, and other health services to persons. Associations or groups, such as Health Maintenance Organizations (HMO's), primarily engaged in providing medical or other health services to members are included but those which only provide insurance covering hospitalization or medical costs are classified in Insurance, Major Group 63. Hospices providing medical services are also included in this Major Group and are classified according to the primary service provided. Health care facilities were primarily coded based on self-designation. Where multiple levels of care were indicated but were not apparently separate operations, the facility was generally classified based on the highest level of care provided. Veterinarians are classified in Agriculture, Industry Group 074.

Offices and clinics of doctors of medicine (SIC 801). Establishments of licensed practitioners having the degree of M.D. and engaged in the practice of general or specialized medicine and surgery. General medical clinics (staffed by licensed practitioners having M.D. degree) are also classified here.

Associations of physicians formed solely for sharing expenses (including payroll) are also included here. Receipts are not applicable for these associations since their operations are funded by reimbursements from member firms, and these funds are not considered operating receipts for medical services provided. However, their payroll and employment data are included in statistics presented for this category.

For large geographic areas, data are presented for the following subdivisions of this classification:

1. Offices of doctors of medicine. Includes offices as well as group clinics owned and operated by physicians for the purpose of carrying on their profession.
2. General medical clinics. Includes clinics not owned and operated by physicians associated for the purpose of carrying on their profession.

Offices and clinics of dentists (SIC 802). Establishments of licensed practitioners having the degree of D.D.S. (or D.D. Sc.) or D.M.D. and engaged in the practice of general or specialized dentistry, including dental surgery. Dental clinics are also classified here.

For large geographic areas, data are presented for the following subdivisions of this classification:

1. Offices of dentists. Includes offices as well as group clinics owned and operated by dentists associated for the purpose of carrying on their profession.
2. Dental clinics. Includes clinics not owned and operated by dentists associated for the purpose of carrying on their profession.

Offices and clinics of doctors of osteopathy (SIC 803). Establishments of licensed practitioners having the degree of D.O. and engaged in the practice of general or specialized osteopathic medicine and surgery.

For large geographic areas, data are presented for the following subdivisions of this classification:

1. Offices of osteopathic physicians.
2. Osteopathic clinics.

Offices and clinics of chiropractors (SIC 8041). Establishments of licensed practitioners having the degree of D.C. and engaged in the practice of chiropractic medicine.

Offices and clinics of optometrists (SIC 8042). Establishments of licensed practitioners having the degree of O.D. and engaged in the practice of optometry. Establishments where receipts are primarily from the sale of optical goods prescribed as a result of eye examinations performed at another establishment are classified in Retail Trade, Industry 5999.

Offices and clinics of podiatrists (SIC 8043). Establishments of licensed practitioners having the degree of D.P. and engaged in the practice of podiatry.

Offices and clinics of health practitioners, n.e.c. (SIC 8049). Establishments of health practitioners engaged in practice in health fields, not elsewhere classified, such as acupuncturists, midwives, nutritionists, physical and occupational therapists, and psychologists.

Skilled nursing care facilities (SIC 8051). Establishments primarily engaged in providing inpatient nursing and rehabilitative services to patients who require continuous health care but not hospital services. Care must be ordered by and under the direction of a physician. The staff must include a licensed nurse on duty continuously with a minimum of one full-time registered nurse on duty during each day shift. Included are establishments certified to deliver skilled nursing care under the Medicare and Medicaid programs.

Intermediate care facilities (SIC 8052). Establishments primarily engaged in providing inpatient nursing and rehabilitative services but not on a continuous basis. Staffing must include 24-hour per day personnel with a licensed nurse on duty full-time during each day shift. At least once a week, consultation with a registered nurse on the delivery of care is required. Included are facilities certified to deliver intermediate care under the Medicaid program.

Nursing and personal care facilities, n.e.c. (SIC 8059). Establishments primarily engaged in providing some nursing and/or health-related care to patients who do not require the degree of care and treatment that a skilled or intermediate care facility is designed to provide. Included are rest homes, convalescent homes, and other institutions where health care is a major element. Residential facilities, such as homes for the retarded and the elderly which provide personal care but where health care is incidental, are classified in Industry 8361.

General medical and surgical hospitals (SIC 8062). Establishments primarily engaged in providing general medical and surgical services and other hospital services. Specialty hospitals are classified in Industries 8063 and 8069.

Psychiatric hospitals (SIC 8063). Establishments primarily engaged in providing diagnostic medical services and inpatient treatment for the mentally ill. Establishments known as hospitals and primarily engaged in providing health care for the mentally retarded are classified in Industry 8051.

Specialty hospitals, except psychiatric (SIC 8069). Establishments primarily engaged in providing diagnostic services, treatment, and other hospital services for specialized categories of patients, except for the mentally ill.

Medical laboratories (SIC 8071). Establishments primarily engaged in providing professional analytic or diagnostic services to the medical profession or to the patient as

prescribed by a physician. Laboratories engaged in the manufacture of medical or pharmaceutical products are classified in Manufacturing. Laboratories engaged in commercial medical research are classified in Industry 8731, and those engaged in noncommercial medical research are classified in Industry 8733.

Dental laboratories (SIC 8072). Establishments primarily engaged in making dentures, artificial teeth, and orthodontic appliances to order for the dental profession. The manufacture of teeth other than to order is classified in Manufacturing. Establishments providing dental X-ray laboratory services are classified in Industry 8071.

Home health care services (SIC 8082). Establishments primarily engaged in providing skilled nursing or medical care in the home under supervision of a medical doctor. Establishments of registered or practical nurses engaged in the independent practice of their profession are classified in Industry 8049, and nurses' registries are classified in Industry 7361. Establishments primarily engaged in selling health care products for personal or household consumption are classified in Retail Trade, and those engaged in renting or leasing products for health care are classified in Industry 7352.

Kidney dialysis centers (SIC 8092). Establishments primarily engaged in providing kidney or renal dialysis services.

Specialty outpatient facilities, n.e.c. (SIC 8093). Establishments primarily engaged in outpatient care of a specialized nature, such as alcohol and drug treatment, birth control/family planning, etc., with permanent facilities and with medical staff to provide diagnosis, treatment, or both for patients who are ambulatory but do not require inpatient care.

Health and allied services, n.e.c. (SIC 8099). Establishments primarily engaged in providing health and allied services, n.e.c., such as blood banks, blood donor stations, childbirth preparation classes, medical photography and art, and oxygen tent services. Establishments of registered or practical nurses in independent practice are classified in Industry 8049. Ambulance services are classified in Transportation, Industry 4119.

Legal Services (SIC Major Group 81)

This group includes establishments which are headed by members of the bar and are engaged in offering legal advice or legal services. Nonprofit legal services (including legal aid societies) are classified here. Associations of lawyers formed solely for the sharing of expenses (including payroll) and not for the purpose of jointly practicing their profession are also included. Receipts are not applicable for these associations since their operations are funded by reimbursements from member firms, and these

funds are not considered operating receipts for legal services provided. However, their payroll and employment data are included in statistics presented for this category.

Selected Educational Services (SIC's 823, 824, 829)

This group includes libraries as well as establishments furnishing formal courses through correspondence, commercial, and trade schools. Elementary and secondary schools (Industry 8211); colleges, universities, and professional schools (Industry 8221); and junior colleges and technical institutes (Industry 8222) are out of scope of the census.

Libraries (SIC 823). Establishments primarily engaged in providing library services, including the circulation of books and other materials for reading, study, and reference.

Data processing schools (SIC 8243). Establishments primarily engaged in offering training in data processing (including data keying), computer programming, and in computer and peripheral equipment operation, maintenance, and repair.

Business and secretarial schools (SIC 8244). Establishments primarily engaged in offering courses in business machine operation, office procedures, and secretarial and stenographic skills.

Vocational schools, n.e.c. (SIC 8249). Establishments primarily engaged in offering specialized vocational courses, not elsewhere classified but not academic training. This industry includes apprentice training, aviation schools, commercial art schools, and practical nursing schools. Schools for the instruction of beauticians are classified in Industry 7231, and barber schools are classified in Industry 7241. Establishments primarily engaged in offering educational courses by mail are included here.

Schools and educational services, n.e.c. (SIC 829). Establishments primarily engaged in offering specialized educational courses and services, not elsewhere classified, such as music schools, drama schools, language schools, student exchange programs, and civil service and other short-term examination preparatory schools. Vocational counseling (excluding rehabilitation) is also included here. Educational testing is included in Industry 8748. Establishments primarily engaged in operating dance schools are classified in Industry 7911; those providing rehabilitation counseling are classified in Industry 8331; and those providing sports instruction in Industry 7999.

Social Services (SIC Major Group 83)

This group includes establishments providing social services and rehabilitation services to those persons with social or personal problems requiring special services and to the physically challenged and the disadvantaged. Also

included are organizations soliciting funds to be used directly for these and related services, as well as community development and planning agencies. Government offices involved with the delivery of such services are out of scope of the census.

Individual and family social services (SIC 832). Establishments primarily engaged in providing one or more of a variety of individual and family social, counseling, welfare, or referral services, including refugee, disaster, and temporary relief services.

Job training and vocational rehabilitation services (SIC 833). Establishments primarily engaged in providing training, work experience, and vocational rehabilitation services for the unemployed, the underemployed, the physically challenged, and to persons who have a job market disadvantage because of lack of education or experience, skill obsolescence, or personal characteristics or problems. Included are upgrading and job development services, skill training, world-of-work orientation, and vocational rehabilitation counseling. Union apprentice training schools are classified in Industry 8249.

Child day care services (SIC 835). Establishments primarily engaged in care of infants or children, or in providing prekindergarten education, where medical care or delinquency correction is not a major element. These establishments may or may not have substantial educational programs and may care for older children when they are not in school. Establishments providing babysitting services are classified in Industry 7299. Head start centers operating in conjunction with elementary schools are classified in Industry 8211.

Residential care (SIC 836). Establishments primarily engaged in the provision of residential social and personal care for children, the elderly, and special categories of persons with some limits on ability for self-care but where medical care is not a major element. Included here are group foster homes; halfway group homes; homes for the retarded, the elderly, the deaf, and the blind; juvenile correctional homes; rehabilitation (residential) centers; and children's boarding homes. Boarding schools providing elementary and secondary education are classified in Industry 8211.

Social services, n.e.c. (SIC 839). Establishments primarily engaged in providing social services, not elsewhere classified, including community improvement, social change, and neighborhood development. Also included are organizations primarily engaged in soliciting contributions on their own account and administering appropriations and allocating funds among other agencies engaged in social welfare services; establishments primarily engaged in the prevention of criminal or antisocial behavior; and regional social service planning agencies. Establishments which raise funds on a contract basis are classified in Industry 7389. Civic, social, fraternal, and political organizations are included

in Major Group 86. Industrial development consulting and planning is classified in Industry 8748. Philanthropic trusts and foundations which are not actually engaged in providing social welfare services are classified in Finance, Industry 6732.

Museums, Art Galleries, and Botanical and Zoological Gardens (SIC Major Group 84)

This major group includes commercial and noncommercial museums, art galleries, arboreta, and botanical and zoological gardens.

Museums and art galleries (SIC 8412). Establishments primarily engaged in the commercial or noncommercial operation of museums and art galleries. Historical, cultural, and educational societies whose functions are primarily providing attractions for the public are included here. Art galleries or art dealers primarily selling to the general public are classified in Retail Trade, Industry 5999.

Arboreta and botanical or zoological gardens (SIC 8422). Establishments primarily engaged in the commercial or noncommercial operation of arboreta and botanical and zoological gardens.

Selected Membership Organizations (SIC's 861, 862, 864, 869)

This group includes organizations operating on a membership basis for the promotion of the interests of their members. Also included are organizations which are not operated on a membership basis but which promote the interests of a constituency or group of supporters. This group does not include business establishments operated by membership organizations, such as hotels open to the general public, golf and country clubs, fraternity and sorority houses, and credit unions. Such establishments are classified according to their primary activity.

Establishments of religious organizations operated for worship or for promotion of religious activities, such as churches, convents, and religious schools and missions, are classified in Industry 8661 and are out of scope of the census. Also excluded are Labor unions and similar labor organizations (Industry 8631) and Political organizations (Industry 8651).

Business associations (SIC 861). Membership organizations engaged in promoting business interests of their members, such as better business bureaus, boards of trade, chambers of commerce, industrial standards committees, merchants' associations, real estate boards, and trade associations. Membership organizations formed to carry out a specific business function, such as common marketing of crops or joint advertising, are classified according to the function performed.

Professional membership organizations (SIC 862). Membership organizations of professional persons formed for the advancement of the interests of their profession, such as bar associations, engineering associations, and scientific membership organizations.

Civic, social, and fraternal associations (SIC 864).

Membership organizations engaged in civic, social, or fraternal activities, such as alumni associations, citizens' associations, fraternities, scout organizations, singing societies, university clubs, veterans' organizations, youth associations, and consumer education and public advocacy groups (except organizations primarily engaged in research). Bars and restaurants owned and operated by organizations for use by members and guests only are also classified here. Hotels and lodging houses operated by organizations for use by members and their guests only, including fraternity and sorority houses, are classified in Industry 7041. Membership sports and recreation clubs are classified in Industry 7997. Homeowner, tenant, and condominium associations primarily engaged in managing real estate are classified in Real Estate, Industry 6531.

Membership organizations, n.e.c. (SIC 869). Membership organizations, not elsewhere classified, such as athletic regulatory associations, automobile owners' associations, farm bureaus, historical clubs, and humane societies.

Engineering, Accounting, Research, Management, and Related Services (SIC Major Group 87)

This group includes establishments primarily engaged in providing engineering, architectural, and surveying services; accounting, auditing, and bookkeeping services; research, development, and testing services; and management and public relations services.

Engineering services (SIC 8711). Establishments primarily engaged in providing professional engineering services. Establishments primarily providing and supervising their own engineering staff on temporary contract to other firms are included here. Establishments providing engineering but not supervisory, personnel are classified in Industry 7363. Photogrammetric engineering services are classified in Industry 8713.

Architectural services (SIC 8712). Establishments primarily engaged in providing professional architectural services. Landscape architectural services are classified in Agriculture, Industry 0781. Establishments primarily engaged in providing graphic arts and related design services are classified in Industry 7336, and those providing drafting services are classified in Industry 7389.

Surveying services (SIC 8713). Establishments primarily engaged in providing professional land, water, and aerial surveying services.

Accounting, auditing, and bookkeeping services (SIC 8721). Establishments primarily engaged in furnishing accounting, bookkeeping, and related auditing services. These establishments may use data processing and tabulating techniques as part of providing their services. However,

establishments primarily engaged in providing data processing and tabulating services are classified in Industry 7374. Establishments providing income tax return preparation services, without also furnishing accounting, auditing, or bookkeeping services, are classified in Industry 7291.

Commercial physical and biological research (SIC 8731).

Establishments primarily engaged in physical and biological research and development on a contract or fee basis. Noncommercial research establishments (funded by endowments, grants, or contributions) are classified in Industry 8733. Separate establishments of aircraft, guided missile, or spacecraft manufacturers primarily engaged in research and development on these products are classified in Manufacturing, Major Group 37.

For large geographic areas, data are presented for the following subdivisions of this classification:

1. Commercial physical research.
2. Commercial medical and biological research.

Commercial economic, sociological, and educational research (SIC 8732).

Establishments primarily engaged in performing business, marketing, opinion, and other economic, sociological, and educational research on a contract or fee basis. Noncommercial research establishments (funded by endowments, grants, or contributions) are classified in Industry 8733.

Noncommercial research organizations (SIC 8733). Establishments primarily engaged in performing research into and dissemination of information for public health, education, or general welfare. These establishments primarily operate on funds from endowments, contributions, and grants. Establishments which fund such research, although the actual research may be contracted out to other establishments, are also classified here.

Testing laboratories (SIC 8734). Establishments primarily engaged in providing testing services. Establishments performing clinical laboratory testing for the medical profession are classified in Industry 8071.

Management services (SIC 8741). Establishments primarily engaged in furnishing general or specialized management services on a day to day basis and on a contract or fee basis. Establishments classified here do not provide operating staff. Management and operation of a business, where operating staff as well as management is provided, is classified according to the activity of the establishment managed. Construction management services are classified here.

Management consulting services (SIC 8742). Establishments primarily engaged in furnishing operating counsel and assistance to managements of private, nonprofit, and public organizations. These establishments generally perform a variety of activities, such as strategic and organizational planning; financial planning and budgeting; marketing objectives and policies planning; information systems

planning, evaluation, and selection; human resources policies and practices planning; and production scheduling and control planning.

Public relations services (SIC 8743). Establishments primarily engaged in the preparation of materials, written or spoken, which are designed to promote the interests of their clients by attempting to influence the general public or other groups.

Facilities support management services (SIC 8744).

Establishments primarily engaged in furnishing personnel to perform a range of services in support of the operations of other establishments, or those engaged in providing a number of different continuing services, on a contract or fee basis, within other establishments. Establishments which provide management and staff to operate a business are classified according to the type of activity of the business. Establishments primarily providing one specialized service are classified in the specialized industry. Establishments primarily supplying temporary or continuing help (except agricultural) are classified in Industry 7363. Establishments which provide management services only (except agricultural) are classified in Industry 8741. Computer facilities management is classified in Industry 7376.

Business consulting services, n.e.c. (SIC 8748). Establishments primarily engaged in furnishing business consulting services, not elsewhere classified, on a contract or fee basis. Included are agricultural, economic, educational, and systems engineering consultants as well as city planners and testing services (educational or personnel).

Services, Not Elsewhere Classified (SIC Major Group 89)

Establishments primarily providing services, not elsewhere classified, such as artists (excluding commercial and medical artists), authors, scientific consultants (working on their own account), inventors, lecturers, music arrangers, newspaper columnists, radio commentators, song writers, weather forecasters, and writers.

There is evidence that among small employer establishments (for which kind-of-business information is obtained from administrative records), many service establishments are classified incorrectly in this industry because there is insufficient information to determine the correct kind-of-business classification. Therefore, the published data probably overstate the number of establishments and level of activity for this category.

For large geographic areas, data are presented for the following subdivisions of this classification:

1. Scientific and related consulting services, except environmental.
2. Environmental consulting.
3. Authors, composers, and other arts-related services.
4. Other services, n.e.c.

Appendix B. **Sample Report Form and Instructions**

The sample report form and instructions are shown on the following pages.



Appendix C.

Kind-of-Business Titles and Reporting-Form Numbers

[Listed below are service industries kind-of-business titles and their corresponding reporting-form numbers. Requests for copies of any of these forms, including the inquiries used to classify establishments by kind of business, should be directed to the Services Division, Bureau of the Census, Washington, DC 20233]

SIC code	Title	Reporting form CB-	SIC code	Title	Reporting form CB-
70	HOTELS, ROOMING HOUSES, CAMPS, AND OTHER LODGING PLACES		73	BUSINESS SERVICES—Con.	
7011 pt.	Hotels, 25 guestrooms or more	7001	7377	Computer rental and leasing	7307
7011 pt.	Hotels, less than 25 guestrooms	7001	7378	Computer maintenance and repair	7307
7011 pt.	Motels, tourist courts	7001	7379 pt.	Computer consultants	7307
7011 pt.	Motor hotels	7001	7379 pt.	Miscellaneous computer services, n.e.c.	7307
702	Rooming and boarding houses	7002	7381 pt.	Detective agencies and guard services	7308
7032	Sporting and recreational camps	7002	7381 pt.	Armored car services	7308
7033	Recreational vehicle parks and campsites	7002	7382	Security systems services	7308
704	Organization hotels and lodging houses, on membership basis.	7002	7383	News syndicates	7308
			7384 pt.	Photofinishing laboratories, except "one-hour" (mini) labs	7303
			7384 pt.	"One-hour" (mini) photofinishing	7303
72	PERSONAL SERVICES		7389 pt.	Sign painting shops	7308
7211	Power laundries, family and commercial	7201	7389 pt.	Interior designing	7308
7212	Garment pressing, and agents for laundries and drycleaners	7201	7389 pt.	Telephone answering services	7308
7213	Linen supply	7201	7389 pt.	Water softening and conditioning services	7308
7215 pt.	Coin-operated laundries and drycleaning stores	7201	7389 pt.	Packaging and labeling services	7308
7215 pt.	Coin-operated laundry routes	7201	7389 pt.	Trading stamp services	7308
7216	Drycleaning plants, except rug cleaning	7201	7389 pt.	Convention and trade show services	7308
7217	Carpet and upholstery cleaning	7201	7389 pt.	Private mail centers	7308
7218	Industrial launderers	7201	7389 pt.	Miscellaneous business services, n.e.c.	7308
7219	Laundry and garment services, n.e.c.	7201			
722	Photographic studios, portrait	7303	75	AUTOMOTIVE REPAIR, SERVICES, AND PARKING	
723	Beauty shops	7202	7513 pt.	Truck rental, without drivers	7501
724	Barber shops	7202	7513 pt.	Truck leasing, except finance leasing	7501
725	Shoe repair shops and shoeshine parlors	7202	7514	Passenger car rental	7501
726	Funeral service and crematories	7202	7515	Passenger car leasing	7501
7291	Tax return preparation services	7202	7519	Utility trailer and recreational vehicle rental	7501
7299 pt.	Massage parlors, tanning salons, and saunas	7202	7521 pt.	Parking lots	7502
7299 pt.	Diet and weight reducing services	7202	7521 pt.	Parking structures	7502
7299 pt.	Formal wear rental	7202	7532 pt.	Top and body repair shops	7503
7299 pt.	Other personal services, n.e.c.	7202	7532 pt.	Paint shops	7503
73	BUSINESS SERVICES		7533	Automotive exhaust system repair shops	7503
7311	Advertising agencies	7301	7534	Tire retreading and repair shops	7503
7312	Outdoor advertising services	7301	7536	Automotive glass replacement shops	7503
7313 pt.	Radio and television advertising representatives	7301	7537	Automotive transmission repair shops	7503
7313 pt.	Publishers' advertising representatives	7301	7538 pt.	General automotive repair shops, except diesel	7503
7319	Advertising, n.e.c.	7301	7538 pt.	Diesel repair shops	7503
7322	Adjustment and collection services	7302	7539 pt.	Radiator repair	7503
7323	Credit reporting services	7302	7539 pt.	Brake, front end, and wheel alignment	7503
7331 pt.	Mailing list compilers, brokers, and managers	7303	7539 pt.	Carburetor repair shops	7503
7331 pt.	Direct mail advertising services, except mailing list services	7303	7539 pt.	Automotive electrical repair shops	7503
7334 pt.	Blueprinting and photocopying services	7303	7539 pt.	Other automotive repair shops, n.e.c.	7503
7334 pt.	Duplicating services, except printing and photocopying	7303	7542	Carwashes	7503
7335	Commercial photography	7303	7549 pt.	Lubrication shops	7503
7336 pt.	Commercial art	7303	7549 pt.	Towing services	7503
7336 pt.	Graphic arts and related design	7303	7549 pt.	Other automotive services, n.e.c.	7503
7338	Secretarial and court reporting services	7303	76	MISCELLANEOUS REPAIR SERVICES	
7342	Disinfecting and pest control services	7304	7622	Radio and television repair shops	7600
7349	Building cleaning and maintenance services, n.e.c.	7304	7623	Refrigeration and air-conditioning service and repair shops	7600
7352	Medical equipment rental and leasing	7305	7629	Electrical and electronic repair shops, n.e.c.	7600
7353 pt.	Rental and leasing of heavy construction equipment without operators	7305	763	Watch, clock, and jewelry repair	7600
7353 pt.	Rental and leasing of heavy construction equipment with operators	7305	764	Reupholstery and furniture repair	7600
7359 pt.	Equipment rental, except rent-to-own	7305	7692	Welding repair	7600
7359 pt.	Equipment leasing, except finance leasing	7305	7694	Armature rewinding shops	7600
7359 pt.	Rent-to-own	7305	7699 pt.	Farm machinery and equipment repair	7600
7361	Employment agencies	7306	7699 pt.	Lawnmower and other small gasoline engine repair	7600
7363 pt.	Temporary help supply	7306	7699 pt.	Sewer and septic tank cleaning services	7600
7363 pt.	Employee leasing	7306	7699 pt.	Other repair and related services, n.e.c.	7600
7363 pt.	Other help supply services	7306	78	MOTION PICTURES	
7371	Computer programming services	7307	7812 pt.	Motion picture production, except for television	7801
7372	Prepackaged software	7307	7812 pt.	Motion picture and tape production for television	7801
7373	Computer integrated systems	7307	7819	Services allied to motion picture production	7801
7374	Computer processing and data preparation and processing services	7307	7822 pt.	Motion picture film exchanges	7801
7375	Information retrieval services	7307	7822 pt.	Film and tape distribution for television	7801
7376	Computer facilities management services	7307	7822 pt.	Video tape wholesalers	7801
			7829	Services allied to motion picture distribution	7801
			7832	Motion picture theaters, except drive-in	7802
			7833	Drive-in motion picture theaters	7802
			7841	Video tape rental	7803

SIC code	Title	Reporting form CB-	SIC code	Title	Reporting form CB-
79	AMUSEMENT AND RECREATION SERVICES, EXCEPT MOTION PICTURES AND MUSEUMS		81	LEGAL SERVICES	
791	Dance studios, schools, and halls	7903	81 pt.	Offices of lawyers	8100
7922 pt.	Producers of live theatrical productions	7901	81 pt.	Legal aid societies and similar legal services	8100
7922 pt.	Producers of radio and television shows, except tape producers	7901	823, 4,	SELECTED EDUCATIONAL SERVICES	
7922 pt.	Artists' and entertainers' managers or agents, concert bureaus, and booking agents	7901	9		
7922 pt.	Other theatrical services	7901	823	Libraries	8200
7929 pt.	Dance groups and artists	7901	8243	Data processing schools	8200
7929 pt.	Symphony orchestras, opera companies, and chamber music organizations	7901	8244	Business and secretarial schools	8200
7929 pt.	Other music groups and artists	7901	8249	Vocational schools, n.e.c.	8200
7929 pt.	Other entertainers and entertainment groups	7901	829	Schools and educational services, n.e.c.	8200
7933	Bowling centers	7902	83	SOCIAL SERVICES	
7941 pt.	Baseball clubs	7902			
7941 pt.	Football clubs	7902	832	Individual and family social services	8300
7941 pt.	Other professional sports clubs	7902	833	Job training and vocational rehabilitation services	8300
7941 pt.	Managers and promoters	7902	835	Child day care services	8300
7948 pt.	Auto racetrack operation	7902	836	Residential care	8300
7948 pt.	Horse racetrack operation	7902	839	Social services, n.e.c.	8300
7948 pt.	Dog racetrack operation	7902	84	MUSEUMS, ART GALLERIES, AND BOTANICAL AND ZOOLOGICAL GARDENS	
7948 pt.	Racing stables and racing, n.e.c.	7902			
7991 pt.	Physical fitness centers, except gymnasiums and athletic clubs	7903	8412	Museums and art galleries	8400
7991 pt.	Gymnasiums and athletic clubs	7903	8422	Arboreta and botanical or zoological gardens	8400
7992	Public golf courses	7903	86	SELECTED MEMBERSHIP ORGANIZATIONS	
7993	Coin-operated amusement devices	7903			
7996	Amusement parks	7902	861	Business associations	8600
7997	Membership sports and recreation clubs	7903	862	Professional membership organizations	8600
7999 pt.	Concession operators of amusement devices and rides	7903	864	Civic, social, and fraternal associations	8600
7999 pt.	Carnivals and circuses	7903	869	Membership organizations, n.e.c.	8600
7999 pt.	Fairs	7903	87	ENGINEERING, ACCOUNTING, RESEARCH, MANAGEMENT, AND RELATED SERVICES	
7999 pt.	Roller skating rinks	7903			
7999 pt.	Ice skating rinks	7903	8711	Engineering services	8701
7999 pt.	Other amusement and recreation services, n.e.c.	7903	8712	Architectural services	8701
			8713	Surveying services	8701
80	HEALTH SERVICES		8721	Accounting, auditing, and bookkeeping services	8702
			8731 pt.	Commercial physical research	8703
801 pt.	Offices of doctors of medicine	8001	8731 pt.	Commercial medical and biological research	8703
801 pt.	General medical clinics	8001	8732	Commercial economic, sociological, and educational research	8703
802 pt.	Offices of dentists	8002	8733	Noncommercial research organizations	8703
802 pt.	Dental clinics	8002	8734	Testing laboratories	8703
803 pt.	Offices of osteopathic physicians	8001	8741	Management services	8704
803 pt.	Osteopathic clinics	8001			
8041	Offices and clinics of chiropractors	8001	8742	Management consulting services	8704
8042	Offices and clinics of optometrists	8001	8743	Public relations services	8704
8043	Offices and clinics of podiatrists	8001	8744	Facilities support management services	8704
8049	Offices and clinics of health practitioners, n.e.c.	8001	8748	Business consulting services, n.e.c.	8704
8051	Skilled nursing care facilities	8003	89	SERVICES, N.E.C.	
8052	Intermediate care facilities	8003			
8059	Nursing and personal care facilities, n.e.c.	8003	8999 pt.	Scientific and related consulting services, except environmental	8900
8062	General medical and surgical hospitals	8004	8999 pt.	Environmental consulting	8900
8063	Psychiatric hospitals	8004	8999 pt.	Authors, composers, and other arts-related services	8900
8069	Specialty hospitals, except psychiatric	8004	8999 pt.	Other services, n.e.c.	8900
8071	Medical laboratories	8005			
8072	Dental laboratories	8005			
8082	Home health care services	8006			
8092	Kidney dialysis centers	8006			
8093	Specialty outpatient facilities, n.e.c.	8006			
8099	Health and allied services, n.e.c.	8006			

Appendix D. Metropolitan Areas

(Titles and definitions shown for MSA's, CMSA's, and PMSA's are those established by the Office of Management and Budget, as of June 30, 1993)

ARKANSAS

Fayetteville-Springdale-Rogers, AR MSA

Benton County, AR
Washington County, AR

Fort Smith, AR-OK MSA

Crawford County, AR
Sebastian County, AR
Sequoyah County, OK

Little Rock-North Little Rock, AR MSA

Faulkner County, AR
Lonoke County, AR

Little Rock-North Little Rock, AR MSA—Con.

Pulaski County, AR
Saline County, AR

Memphis, TN-AR-MS MSA

Crittenden County, AR
DeSoto County, MS
Fayette County, TN
Shelby County, TN
Tipton County, TN

Pine Bluff, AR MSA

Jefferson County, AR

Texarkana, TX-Texarkana, AR MSA

Miller County, AR
Bowie County, TX

Appendix E.

Percent of Receipts/Revenue Based on Administrative Records and Estimation for the State: 1992

Table E-1. Firms Subject to Federal Income Tax

[Includes only establishments with payroll. For meaning of abbreviations and symbols, and for more information on reliability of data, see introductory text. For explanation of terms and comparability of 1987 and 1992 censuses, see appendix A]

SIC code	Kind of business or operation	Percent of receipts —		SIC code	Kind of business or operation	Percent of receipts —	
		From administrative records ¹	Estimated ²			From administrative records ¹	Estimated ²
	Total	22.6	5.7	73	Business services—Con.		
70 ex. 704	Hotels, rooming houses, camps, and other lodging places (except membership lodging)	8.5	7.9	736	Personnel supply services	4.1	4.6
	Hotels and motels	8.4	8.1	7361	Employment agencies	47.0	8.5
7011	Hotels	5.7	9.2	7363	Help supply services	3.2	4.5
7011 pt.	Hotels, 25 guestrooms or more	5.4	9.3	7363 pt.	Temporary help supply	5.4	2.7
7011 pt.	Hotels, less than 25 guestrooms	19.1	3.9	7363 pt.	Help supply, except temporary	1.0	6.5
7011 pt.	Motels, motor hotels, and tourist courts	10.9	7.1	737	Computer programming, data processing, and other computer related services	3.6	1.1
7011 pt.	Motels, tourist courts	12.6	8.1	7371, 2, 3	Computer programming, prepackaged software, and integrated systems	13.8	2.8
7011 pt.	Motor hotels	—	.7	7371	Computer programming services	18.4	3.1
702, 3	Other lodging places	9.6	4.3	7372	Prepackaged software	1.1	6.2
702	Rooming and boarding houses	7.9	5.9	7373	Computer integrated systems	8.8	.4
703	Camps and recreational vehicle parks	9.7	4.2	7374, 5, 6	Data processing services5	.5
72	Personal services	27.8	8.9	7374, 5	Computer processing, information retrieval	(D)	(D)
721	Laundry, cleaning, and garment services	21.6	11.7	7376	Computer facilities management services	(D)	(D)
7211	Power laundries, family and commercial*	3.1	14.1	7377, 8, 9	Computer rental and leasing, maintenance, and related services, n.e.c.	10.9	3.2
7213	Linen supply*	10.4	.9	7377	Computer rental and leasing	(D)	(D)
7215	Coin-operated laundries and drycleaning	33.5	8.9	7378	Computer maintenance and repair	4.5	4.6
7216	Drycleaning plants, except rug cleaning*	32.7	9.8	7379	Computer related services, n.e.c.	(D)	(D)
7217	Carpet and upholstery cleaning	41.8	15.0	738	Miscellaneous business services	21.3	5.5
7218	Industrial launderers*	8.5	16.3	7381, 2	Detective agencies and protective services	13.8	9.5
7212, 9	Other laundry, cleaning, and garment services* ..	39.7	10.0	7381	Detective, guard, and armored car services	10.8	11.1
7212	Garment pressing, and agents for laundries and drycleaners	42.7	8.6	7382	Security systems services	23.4	4.0
7219	Laundry and garment services, n.e.c.*	35.3	12.0	7383	News syndicates	(D)	(D)
722	Photographic studios, portrait	36.9	10.0	7384	Photofinishing laboratories*	22.2	6.2
723, 4	Beauty and barber shops	47.0	7.3	7389 pt.	Business services, n.e.c.	(D)	(D)
723	Beauty shops	47.6	7.5	7389 pt.	Sign painting shops	(D)	(D)
724	Barber shops	36.9	3.8	7389 pt.	Interior designing	83.6	8.9
725	Shoe repair shops and shoeshine parlors	43.8	.7	75	Telephone answering services	19.5	28.5
726	Funeral service and crematories	25.9	6.8	751	Other business services	21.1	3.1
729	Miscellaneous personal services	22.4	5.9	7513	Automotive repair, services, and parking	28.9	6.9
7291	Tax return preparation services	29.7	5.1	7514, 5	Automotive rental and leasing, without drivers	1.8	3.8
7299	Miscellaneous personal services, n.e.c.	16.4	6.6	7514	Truck rental and leasing, without drivers	2.6	4.9
73	Business services	15.5	4.0	7515	Passenger car rental and leasing	(D)	(D)
731	Advertising	35.0	2.0	7515	Passenger car rental	(D)	(D)
7311	Advertising agencies	35.4	1.6	7519	Passenger car leasing	(D)	(D)
7312	Outdoor advertising services	29.9	1.0	7519	Utility trailer and recreational vehicle rental	(D)	(D)
7313	Radio, television, publishers' advertising representatives	39.1	19.7	752	Automobile parking	11.9	1.6
7319	Advertising, n.e.c.	65.0	7.4	753	Automotive repair shops	38.3	6.9
732	Consumer credit reporting agencies, mercantile reporting agencies, and adjustment and collection agencies	28.1	5.7	7532	Top, body, and upholstery repair shops and paint shops	39.0	6.9
7322	Adjustment and collection services	36.5	7.4	7532 pt.	Top and body repair shops	39.2	6.9
7323	Credit reporting services	—	—	7533	Paint shops	33.4	5.5
733	Mailing, reproduction, commercial art and photography, and stenographic services	15.6	8.0	7533 pt.	General automotive repair shops	47.4	8.6
7331	Direct mail advertising services	3.8	8.3	7533 pt.	General automotive repair shops, except diesel	54.0	9.1
7334	Photocopying and duplicating services	16.8	.9	7533 pt.	Diesel repair shops	22.0	6.5
7335, 6	Commercial photography, art, and graphics	18.4	16.9	7533, 4, 6,	Other automotive repair shops	24.1	4.4
7335	Commercial photography	21.9	8.7	7, 9	Automotive exhaust system repair shops	46.4	9.8
7336	Commercial art and graphic design	16.7	20.9	7533	Tire retreading and repair shops	10.0	.9
7338	Secretarial and court reporting services	64.4	5.5	7534	Automotive glass replacement shops	33.0	10.9
734	Services to dwellings and other buildings	40.2	9.3	7537	Automotive transmission repair shops	40.3	6.9
7342	Disinfecting and pest control services	26.4	7.7	7539	Automotive repair shops, n.e.c.	21.4	2.1
7349	Building cleaning and maintenance services, n.e.c.	51.3	10.6	7539 pt.	Radiator repair	22.0	12.4
735	Miscellaneous equipment rental and leasing	22.9	2.1	7539 pt.	Brake, front end, and wheel alignment	15.6	—
7352	Medical equipment rental and leasing	16.8	3.2	7539 pt.	Automotive electrical and fuel system services	23.9	—
7353	Heavy construction equipment rental and leasing ..	37.6	4.4	7549	Other automotive repair shops, n.e.c.	41.5	—
7359	Equipment rental and leasing, n.e.c.	24.0	1.7	754	Automotive services, except repair	30.4	19.1
				7542	Carwashes	31.5	27.6
				7549	Automotive services, except repair and carwashes	28.8	6.4

See footnotes at end of table.

Table E-1. Firms Subject to Federal Income Tax – Con.

[Includes only establishments with payroll. For meaning of abbreviations and symbols, and for more information on reliability of data, see introductory text. For explanation of terms and comparability of 1987 and 1992 censuses, see appendix A]

SIC code	Kind of business or operation	Percent of receipts –		SIC code	Kind of business or operation	Percent of receipts –	
		From administrative records ¹	Estimated ²			From administrative records ¹	Estimated ²
76	Miscellaneous repair services -----	32.9	5.1	80	Health services -----	21.7	4.3
762	Electrical repair shops -----	22.7	3.5	801	Offices and clinics of doctors of medicine -----	28.0	4.9
7622	Radio and television repair shops -----	32.0	6.5	8011 pt.	Offices of doctors of medicine -----	30.7	5.3
7623, 9	Other electrical and electronic repair shops -----	18.7	2.2	8011 pt.	General medical clinics -----	3.2	.7
7623	Refrigeration and air-conditioning service and repair shops -----	26.4	3.1	802	Offices and clinics of dentists -----	47.3	3.9
7629	Electrical and electronic repair shops, n.e.c. ---	15.8	1.9	803	Offices and clinics of doctors of osteopathy -----	38.2	6.1
763	Watch, clock, and jewelry repair -----	8.0	—	804	Offices and clinics of other health practitioners ----	39.3	4.2
764	Reupholstery and furniture repair -----	57.0	1.3	8041	Offices and clinics of chiropractors -----	51.6	6.8
769	Miscellaneous repair and related services -----	37.0	6.1	8042	Offices and clinics of optometrists -----	44.4	2.4
7692	Welding repair -----	63.5	7.2	8043	Offices and clinics of podiatrists -----	16.6	9.0
7694	Armature rewinding shops -----	20.9	2.8	8049	Offices and clinics of health practitioners, n.e.c. --	22.7	3.6
7699	Repair shops and related services, n.e.c. -----	38.3	6.8	805	Nursing and personal care facilities -----	3.0	6.8
				8051	Skilled nursing care facilities -----	2.2	5.7
				8052	Intermediate care facilities -----	10.3	17.5
				8059	Nursing and personal care facilities, n.e.c. -----	27.5	45.3
				806	Hospitals -----	—	—
				8062	General medical and surgical hospitals -----	—	—
				8063, 9	Specialty hospitals -----	—	—
78, 79, 84	Amusement and recreation services, including motion pictures and museums -----	15.8	9.2	807, 8, 9	Other health services -----	14.3	6.2
781, 2	Motion picture production, distribution, and services --	3.5	9.4	807	Medical and dental laboratories -----	16.6	2.5
783	Motion picture theaters -----	1.3	.6	8071	Medical laboratories -----	14.2	2.8
7832	Motion picture theaters, except drive-in -----	(D)	(D)	8072	Dental laboratories -----	24.5	1.8
7833	Drive-in motion picture theaters -----	(D)	(D)	808	Home health care services -----	10.1	3.6
				809	Miscellaneous health and allied services, n.e.c. ---	15.8	14.2
				8092	Kidney dialysis centers -----	4.9	—
				8093	Specialty outpatient facilities, n.e.c. -----	24.9	26.7
				8099	Health and allied services, n.e.c. -----	15.4	12.8
				81	Legal services -----	41.6	6.6
784	Video tape rental -----	33.0	8.8	823, 4, 9	Selected educational services -----	15.9	11.8
				823	Libraries -----	—	—
792	Theatrical producers (except motion picture), bands, orchestras, and entertainers -----	40.6	6.5	824	Vocational schools -----	6.5	11.6
7922	Theatrical producers (except motion picture) and miscellaneous theatrical services -----	34.2	9.4	829	Schools and educational services, n.e.c. -----	30.7	12.1
7929	Bands, orchestras, actors, and other entertainers and entertainment groups -----	54.7	—	83	Social services -----	33.1	16.4
793	Bowling centers -----	19.8	21.6	835	Child day care services -----	42.3	15.8
79 ex. 792, 3; 84	Commercial sports and other amusement and recreation services, including museums -----	15.0	10.0	832, 3, 6, 9	Other social services -----	23.1	17.0
794	Commercial sports -----	4.3	.1	87 ex. 8733	Engineering, accounting, research, management, and related services (except noncommercial research organizations) -----	28.6	7.0
7941	Professional sports clubs, managers, promoters -----	2.6	—	871	Engineering, architectural, and surveying services --	23.6	3.5
7948	Racing, including track operation -----	4.4	.1	8711	Engineering services -----	24.9	3.3
79 ex. 792, 3, 4; 84	Other amusement and recreation services, including museums -----	23.9	18.3	8712	Architectural services -----	17.7	1.6
791	Dance studios, schools, and halls -----	41.6	3.7	8713	Surveying services -----	32.0	11.5
7991	Physical fitness facilities -----	16.0	3.3	872	Accounting, auditing, and bookkeeping services ----	39.8	8.3
7992	Public golf courses -----	3.7	6.2	873 ex.	Research, development, and testing services (except noncommercial research organizations) ---	13.6	9.1
7993	Coin-operated amusement devices -----	23.8	11.1	8733	Commercial physical and biological research -----	11.8	2.6
7996	Amusement parks -----	(D)	(D)	8731	Commercial economic, sociological, and educational research -----	11.6	5.1
7997	Membership sports and recreation clubs -----	24.5	42.1	8732	Testing laboratories -----	15.4	14.4
7999, 84	Amusement and recreation services, including museums, n.e.c. -----	(D)	(D)	8734	Management and public relations services -----	24.2	10.8
7999 pt.	Concession operators of amusement devices and rides -----	(D)	(D)	874	Management services -----	15.0	15.3
7999 pt.	Carnivals, circuses, and fairs -----	43.8	6.1	8741	Management consulting services -----	34.8	5.3
7999 pt., 84	Other recreation and amusements, including museums -----	31.9	13.3	8742	Public relations services -----	(D)	(D)
				8743	Facilities support management services -----	(D)	(D)
				8744	Business consulting services, n.e.c. -----	70.9	5.5
				8748	Services, n.e.c. -----	27.6	18.0

¹Includes receipts information obtained from administrative records of other Federal agencies.

²Includes receipts information which was imputed based on historic company ratios or administrative records or on industry averages.

Table E-2. Firms Exempt From Federal Income Tax

[Includes only establishments with payroll. For meaning of abbreviations and symbols, and for more information on reliability of data, see introductory text. For explanation of terms and comparability of 1987 and 1992 censuses, see appendix A]

SIC code	Kind of business or operation	Percent of revenue —		SIC code	Kind of business or operation	Percent of revenue —	
		From administrative records ¹	Estimated ²			From administrative records ¹	Estimated ²
	Total	4.9	2.7	823, 4, 9	Selected educational services	16.5	15.7
7032, 704	Camps and membership lodging	18.4	30.5	83	Social services	21.1	10.6
792, 7991 pt., 7997, 7999 pt., 84	Selected amusement, recreation, and related services	24.8	6.7	835	Child day care services	35.1	23.3
8011 pt.; 8021 pt.; 805, 6, 8, 9	Selected health services3	.7	832, 3, 6, 9	Other social services	20.3	9.9
8011 pt., 8021 pt. 805	Clinics of doctors of medicine and dentists6	—	832	Individual and family social services	17.8	15.4
806	Hospitals	—	.1	833	Job training and vocational rehabilitation services	20.9	7.4
8062	General medical and surgical hospitals	—	.2	836	Residential care	20.4	6.0
8063, 9	Specialty hospitals	—	—	839	Social services, n.e.c.	24.1	5.3
808, 9	Other health services	6.2	6.8	861, 2, 4, 9	Selected membership organizations	35.3	13.8
8111 pt.	Legal aid societies and similar legal services	6.3	30.4	861	Business associations	43.5	4.5
				864	Civic, social, and fraternal associations	29.8	21.2
				862, 9	Other membership organizations	37.8	9.3
				873, 4 ex. 8744	Research, testing, and consulting services, except facilities support management services	8.0	1.2
				873	Research, development, and testing services	9.3	1.0
				874 ex. 8744	Management and public relations services, except facilities support management services	4.3	1.6

¹Includes revenue information obtained from administrative records of other Federal agencies.

²Includes revenue information which was imputed based on historic company ratios or administrative records or on industry averages.

Appendix F. **Geographic Notes**

ARKANSAS

Springdale is in Benton and Washington Counties.

Appendix G.

Establishments in Business Any Time During Year and Establishments in Business at End of Year for the State: 1992 and 1987

Table G-1. Firms Subject to Federal Income Tax

[Includes only establishments with payroll. For meaning of abbreviations and symbols, see introductory text. For explanation of terms and comparability of 1987 and 1992 censuses, see appendix A]

SIC code	Kind of business or operation	Establishments in business —			
		Any time during year		At end of year	
		1992	1987	1992	1987
	Total	14 021	12 437	12 840	11 480
70 ex. 704	Hotels, rooming houses, camps, and other lodging places (except membership lodging)	540	497	483	466
	Hotels and motels	492	453	440	424
7011	Hotels	124	121	116	115
7011 pt.	Hotels, 25 guestrooms or more	102	95	95	90
7011 pt.	Hotels, less than 25 guestrooms	22	26	21	25
7011 pt.	Motels, motor hotels, and tourist courts	368	332	324	309
7011 pt.	Motels, tourist courts	343	303	300	281
7011 pt.	Motor hotels	25	29	24	28
702, 3	Other lodging places	48	44	43	42
702	Rooming and boarding houses	5	8	4	8
703	Camps and recreational vehicle parks	43	36	39	34
72	Personal services	1 559	1 526	1 404	1 395
721	Laundry, cleaning, and garment services	459	409	408	375
7211	Power laundries, family and commercial*	9	19	8	19
7213	Linen supply*	10	15	7	13
7215	Coin-operated laundries and drycleaning	98	96	83	87
7216	Drycleaning plants, except rug cleaning*	230	179	207	167
7217	Carpet and upholstery cleaning	51	39	47	34
7218	Industrial launderers*	26	24	25	22
7212, 9	Other laundry, cleaning, and garment services*	35	37	31	33
722	Photographic studios, portrait	104	83	98	73
723, 4	Beauty and barber shops	543	626	500	574
723	Beauty shops	504	564	464	519
724	Barber shops	39	62	36	55
725	Shoe repair shops and shoeshine parlors	27	20	24	17
726	Funeral service and crematories	215	201	203	194
729	Miscellaneous personal services	211	187	171	162
7291	Tax return preparation services	115	84	91	70
7299	Miscellaneous personal services, n.e.c.	96	103	80	92
73	Business services	1 898	1 471	1 730	1 348
731	Advertising	110	91	100	83
7311	Advertising agencies	79	70	71	65
7312	Outdoor advertising services	18	15	17	13
7313	Radio, television, publishers' advertising representatives	7	3	6	3
7319	Advertising, n.e.c.	6	3	6	2
732	Consumer credit reporting agencies, mercantile reporting agencies, and adjustment and collection agencies	87	75	82	71
7322	Adjustment and collection services	72	57	67	54
7323	Credit reporting services	15	18	15	17
733	Mailing, reproduction, commercial art and photography, and stenographic services	103	96	97	85
7331	Direct mail advertising services	12	18	11	16
7334	Photocopying and duplicating services	22	21	20	18
7335, 6	Commercial photography, art, and graphics	41	30	41	29
7335	Commercial photography	16	10	16	10
7336	Commercial art and graphic design	25	20	25	19
7338	Secretarial and court reporting services	28	27	25	22
734	Services to dwellings and other buildings	482	375	429	342
7342	Disinfecting and pest control services	159	133	148	128
7349	Building cleaning and maintenance services, n.e.c.	323	242	281	214
735	Miscellaneous equipment rental and leasing	267	229	250	212
7352	Medical equipment rental and leasing	66	54	63	49
7353	Heavy construction equipment rental and leasing	16	31	13	27
7359	Equipment rental and leasing, n.e.c.	185	144	174	136
736	Personnel supply services	199	104	185	95
7361	Employment agencies	42	41	36	40
7363	Help supply services	157	63	149	55

See footnotes at end of table.

Table G-1. Firms Subject to Federal Income Tax – Con.

[Includes only establishments with payroll. For meaning of abbreviations and symbols, see introductory text. For explanation of terms and comparability of 1987 and 1992 censuses, see appendix A]

SIC code	Kind of business or operation	Establishments in business –			
		Any time during year		At end of year	
		1992	1987	1992	1987
73	Business services – Con.				
737	Computer programming, data processing, and other computer related services -----	227	131	208	123
7371, 2, 3	Computer programming, prepackaged software, and integrated systems -----	119	44	109	39
7371	Computer programming services -----	84	29	75	26
7372	Prepackaged software -----	15	5	14	5
7373	Computer integrated systems -----	20	10	20	8
7374, 5, 6	Data processing services -----	60	64	52	61
7374, 5	Computer processing, information retrieval -----	44	58	36	55
7376	Computer facilities management services -----	16	6	16	6
7377, 8, 9	Computer rental and leasing, maintenance, and related services, n.e.c. -----	48	23	47	23
7377	Computer rental and leasing -----	1	2	1	2
7378	Computer maintenance and repair -----	28	12	27	12
7379	Computer related services, n.e.c. -----	19	9	19	9
738	Miscellaneous business services -----	423	370	379	337
7381, 2	Detective agencies and protective services -----	92	77	84	70
7381	Detective, guard, and armored car services -----	74	65	67	59
7382	Security systems services -----	18	12	17	11
7383	News syndicates -----	2	2	2	2
7384	Photofinishing laboratories* -----	43	51	39	45
7389	Business services, n.e.c. -----	286	240	254	220
7389 pt.	Sign painting shops -----	16	20	15	20
7389 pt.	Interior designing -----	26	21	25	19
7389 pt.	Telephone answering services -----	23	25	18	17
7389 pt.	Other business services -----	221	174	196	164
75	Automotive repair, services, and parking -----	1 565	1 385	1 406	1 266
751	Automotive rental and leasing, without drivers -----	82	81	74	77
7513	Truck rental and leasing, without drivers -----	39	39	36	37
7514, 5	Passenger car rental and leasing -----	41	38	37	36
7519	Utility trailer and recreational vehicle rental -----	2	4	1	4
752	Automobile parking -----	69	78	62	65
753	Automotive repair shops -----	1 250	1 108	1 125	1 017
7532	Top, body, and upholstery repair shops and paint shops -----	351	294	316	268
7532 pt.	Top and body repair shops -----	332	279	298	254
7532 pt.	Paint shops -----	19	15	18	14
7538	General automotive repair shops -----	596	524	541	480
7538 pt.	General automotive repair shops, except diesel -----	515	464	469	431
7538 pt.	Diesel repair shops -----	81	60	72	49
7533, 4, 6, 7, 9	Other automotive repair shops -----	303	290	268	269
7533	Automotive exhaust system repair shops -----	55	52	48	48
7534	Tire retreading and repair shops -----	26	27	25	27
7536	Automotive glass replacement shops -----	50	30	43	29
7537	Automotive transmission repair shops -----	60	72	53	61
7539	Automotive repair shops, n.e.c. -----	112	109	99	104
7539 pt.	Radiator repair -----	25	28	25	28
7539 pt.	Brake, front end, and wheel alignment -----	34	33	28	30
7539 pt.	Automotive electrical and fuel system services -----	44	37	39	36
7539 pt.	Other automotive repair shops, n.e.c. -----	9	11	7	10
754	Automotive services, except repair -----	164	118	145	107
7542	Carwashes -----	88	71	79	63
7549	Automotive services, except repair and carwashes -----	76	47	66	44
76	Miscellaneous repair services -----	658	631	588	584
762	Electrical repair shops -----	192	187	178	176
7622	Radio and television repair shops -----	71	77	65	73
7623, 9	Other electrical and electronic repair shops -----	121	110	113	103
7623	Refrigeration and air-conditioning service and repair shops -----	38	38	35	36
7629	Electrical and electronic repair shops, n.e.c. -----	83	72	78	67
763	Watch, clock, and jewelry repair -----	7	8	5	8
764	Reupholstery and furniture repair -----	52	55	44	51
769	Miscellaneous repair and related services -----	407	381	361	349
7692	Welding repair -----	58	79	51	70
7694	Armature rewinding shops -----	44	43	43	39
7699	Repair shops and related services, n.e.c. -----	305	259	267	240
78, 79, 84	Amusement and recreation services, including motion pictures and museums -----	949	762	827	675
781, 2	Motion picture production, distribution, and services -----	31	22	23	18
783	Motion picture theaters -----	68	70	59	66
7832	Motion picture theaters, except drive-in -----	64	60	58	58
7833	Drive-in motion picture theaters -----	4	10	1	8
784	Video tape rental -----	271	179	233	156
792	Theatrical producers (except motion picture), bands, orchestras, and entertainers -----	29	18	24	17
7922	Theatrical producers (except motion picture) and miscellaneous theatrical services -----	16	7	13	7
7929	Bands, orchestras, actors, and other entertainers and entertainment groups -----	13	11	11	10
793	Bowling centers -----	49	44	42	42

See footnotes at end of table.

G-2 APPENDIX G

SERVICE INDUSTRIES—GEOGRAPHIC AREA SERIES

Table G-1. Firms Subject to Federal Income Tax – Con.

[Includes only establishments with payroll. For meaning of abbreviations and symbols, see introductory text. For explanation of terms and comparability of 1987 and 1992 censuses, see appendix A]

SIC code	Kind of business or operation	Establishments in business –			
		Any time during year		At end of year	
		1992	1987	1992	1987
78, 79, 84	Amusement and recreation services, including motion pictures and museums—Con.				
79 ex. 792, 3, 84	Commercial sports and other amusement and recreation services, including museums	501	429	446	376
794	Commercial sports	45	29	44	26
7941	Professional sports clubs, managers, promoters	4	2	4	2
7948	Racing, including track operation	41	27	40	24
79 ex. 792, 3, 4; 84	Other amusement and recreation services, including museums	456	400	402	350
791	Dance studios, schools, and halls	33	23	28	22
7991	Physical fitness facilities	75	66	64	55
7992	Public golf courses	13	11	12	10
7993	Coin-operated amusement devices	47	51	40	42
7996	Amusement parks	5	7	5	6
7997	Membership sports and recreation clubs	93	95	82	87
7999, 84	Amusement and recreation services, including museums, n.e.c.	190	147	171	128
80	Health services	3 564	3 302	3 381	3 131
801	Offices and clinics of doctors of medicine	1 664	1 591	1 579	1 498
8011 pt.	Offices of doctors of medicine	1 618	1 542	1 535	1 453
8011 pt.	General medical clinics	46	49	44	45
802	Offices and clinics of dentists	822	796	793	769
803	Offices and clinics of doctors of osteopathy	26	16	24	16
804	Offices and clinics of other health practitioners	615	470	580	452
8041	Offices and clinics of chiropractors	237	178	219	170
8042	Offices and clinics of optometrists	202	185	193	180
8043	Offices and clinics of podiatrists	20	29	20	28
8049	Offices and clinics of health practitioners, n.e.c.	156	78	148	74
805	Nursing and personal care facilities	196	204	190	188
8051	Skilled nursing care facilities	176	161	172	157
8052	Intermediate care facilities	14	24	13	17
8059	Nursing and personal care facilities, n.e.c.	6	19	5	14
806	Hospitals	24	23	24	22
807, 8, 9	Other health services	217	202	191	186
807	Medical and dental laboratories	87	87	81	86
8071	Medical laboratories	44	39	42	38
8072	Dental laboratories	43	48	39	48
808	Home health care services	48	33	38	26
809	Miscellaneous health and allied services, n.e.c.	82	82	72	74
8092	Kidney dialysis centers	17	7	13	7
8093	Specialty outpatient facilities, n.e.c.	39	36	36	34
8099	Health and allied services, n.e.c.	26	39	23	33
81	Legal services	1 179	1 035	1 100	950
823, 4, 9	Selected educational services	62	43	61	42
823	Libraries	—	—	—	—
824	Vocational schools	18	15	18	15
829	Schools and educational services, n.e.c.	44	28	43	27
83	Social services	562	402	492	354
835	Child day care services	425	321	371	282
832, 3, 6, 9	Other social services	137	81	121	72
87 ex. 8733	Engineering, accounting, research, management, and related services (except noncommercial research organizations)	1 428	1 287	1 316	1 190
871	Engineering, architectural, and surveying services	367	360	351	335
8711	Engineering services	189	171	179	158
8712	Architectural services	95	91	92	85
8713	Surveying services	83	98	80	92
872	Accounting, auditing, and bookkeeping services	712	639	648	588
873 ex. 8733	Research, development, and testing services (except noncommercial research organizations)	60	51	55	49
8731	Commercial physical and biological research	13	7	13	5
8732	Commercial economic, sociological, and educational research	17	23	15	23
8734	Testing laboratories	30	21	27	21
874	Management and public relations services	289	237	262	218
8741	Management services	110	80	101	73
8742	Management consulting services	113	97	102	92
8743	Public relations services	13	20	11	19
8744	Facilities support management services	1	2	1	2
8748	Business consulting services, n.e.c.	52	38	47	32
89	Services, n.e.c.	57	96	52	79

Table G-2. Firms Exempt From Federal Income Tax

[Includes only establishments with payroll. For meaning of abbreviations and symbols, see introductory text. For explanation of terms and comparability of 1987 and 1992 censuses, see appendix A]

SIC code	Kind of business or operation	Establishments in business —			
		Any time during year		At end of year	
		1992	1987	1992	1987
	Total	1 917	1 579	1 846	1 544
7032, 704	Camps and membership lodging	31	30	30	30
792, 7991 pt., 7997, 7999 pt., 84	Selected amusement, recreation, and related services	132	106	129	105
792	Theatrical producers (except motion picture), bands, orchestras, and entertainers	17	12	17	12
7991 pt., 7997	Gymnasiums, athletic clubs, and membership sports and recreation clubs	87	75	84	75
7999 pt., 84	Fairs	7	6	7	5
	Museums, art galleries, and botanical and zoological gardens	21	13	21	13
8011 pt.; 8021 pt.; 805, 6, 8, 9	Selected health services	235	176	230	171
8011 pt., 8021 pt.	Clinics of doctors of medicine and dentists	21	25	20	24
805	Nursing and personal care facilities	45	20	45	19
806	Hospitals	78	83	76	81
808, 9	Other health services	91	48	89	47
808	Home health care services	24	8	23	7
809	Miscellaneous health and allied services, n.e.c.	67	40	66	40
8111 pt.	Legal aid societies and similar legal services	19	18	19	18
823, 4, 9	Selected educational services	48	29	46	29
83	Social services	758	588	734	574
835	Child day care services	128	127	120	122
832, 3, 6, 9	Other social services	630	461	614	452
861, 2, 4, 9	Selected membership organizations	659	610	626	595
861	Business associations	146	127	140	124
864	Civic, social, and fraternal associations	322	311	300	304
862, 9	Other membership organizations	191	172	186	167
873, 4 ex. 8744	Research, testing, and consulting services, except facilities support management services	35	22	32	22
873	Research, development, and testing services	23	18	21	18
8731	Commercial physical and biological research	—	—	—	—
8732	Commercial economic, sociological, and educational research	3	1	3	1
8733	Noncommercial research organizations	18	14	16	14
8734	Testing laboratories	2	3	2	3
874 ex. 8744	Management and public relations services, except facilities support management services	12	4	11	4

Publication Program

1992 CENSUS OF SERVICE INDUSTRIES

Publications of the 1992 Census of Service Industries containing data on service industries establishments in the United States are described below. Publication order forms for specific reports may be obtained from any Department of Commerce district office or from Data User Services Division, Customer Services, Bureau of the Census, Washington, DC 20233-8300. The first results were issued in press releases. Final detailed statistics are issued in separate paperbound reports and compact disc-read only memory (CD-ROM).

Final Reports

Geographic area series—52 reports (SC92-A-1 to -52)

A separate paperbound report containing data for establishments with payroll is published for each State, the District of Columbia, and the United States. For establishments of firms subject to Federal income tax, each State report presents general statistics on number of establishments, receipts, payroll, and employment, by varied service classifications, for the State, metropolitan areas (MA's), counties, and places with 350 service establishments or more, by kind of business. Greater kind-of-business detail is shown for larger areas. In addition, for places with 2,500 inhabitants or more and for all counties, statistics are provided on number of establishments and receipts for 10 major kind-of-business groups. For establishments of firms exempt from Federal income tax, each State report presents statistics on number of establishments, revenue, payroll, and employment by varied service classifications, for the State and MA's. Greater kind-of-business detail is shown for larger areas.

The United States Summary report presents data for the United States as a whole for establishments with payroll of firms subject to Federal income tax, as well as those exempt from Federal income tax, for detailed kind-of-business classifications. Statistics on number of establishments and receipts/revenue are also shown for States and MA's by kind of business.

For each State, the District of Columbia, and the United States, 1992 data are provided on receipts/revenue and employees per establishment and on receipts/revenue and payroll per employee. Comparative statistics showing percent changes in receipts/expenses and payroll between 1987 and 1992 also are shown.

Nonemployer statistics series—1 report (SC92-N-1)

This report includes data by kind of business for all establishments, establishments with payroll, and establishments without payroll for the United States and States. Also presented are statistics for establishments without payroll including number of establishments and receipts/revenue by varied service classifications for MA's.

Similar data for counties and places with 2,500 inhabitants or more are available on electronic media only.

Subject series—5 reports (SC92-S-1 to -5)

The *Establishment and Firm Size* report (SC92-S-1) presents data for establishments with payroll, based on size of establishment, size of company or firm, and legal form of organization. Establishment statistics are presented by receipts/revenue size and by employment size; statistics for firms, by receipts/revenue size (including concentration by largest firms), by employment size, and by number of establishments operated (single units and multiunits). Statistics are presented by kind of business on the number of establishments, receipts/revenue, payroll, and employment for the United States.

The *Capital Expenditures, Depreciable Assets, and Operating Expenses* report (SC92-S-2) presents data for firms with payroll for the United States by major kind of business. Operating expenses include annual payroll, supplemental labor costs, purchased services, etc. Receipts data also are provided.

Three other reports (*Hotels, Motels, and Other Lodging Places* (SC92-S-3), *Sources of Receipts or Revenue* (SC92-S-4), and *Miscellaneous Subjects* (SC92-S-5)) present data for the United States as a whole and, where feasible, for States and MA's.

Electronic Media

All data included in the printed reports are available on CD-ROM. The CD-ROM's provide the same information found in the final reports as well as additional information not published in the final reports, such as ZIP Code statistics available from series SC92-Z, and nonemployer data for counties and places from series SC92-N. Electronic media products are available for users who wish to summarize, rearrange, or process large amounts of data. These products, with corresponding technical documentation, are sold by Data User Services Division, Customer Services, Bureau of the Census, Washington, DC 20233-8300.

OTHER ECONOMIC CENSUS REPORTS

Data on retail trade, wholesale trade, financial, insurance, real estate, construction industries, manufactures, mineral industries, transportation, communications, utilities, enterprise statistics, minority-owned business enterprises, and women-owned businesses also are available from the 1992 Economic Census. A separate series of reports covers the census of outlying areas—Puerto Rico, Virgin Islands of the United States, Guam, and the Northern Marianas. Separate announcements describing these reports are available free of charge from Data User Services Division, Customer Services, Bureau of the Census, Washington, DC 20233-8300.