

# 1992

# Census of

# Service Industries


---

SC92-A-3

GEOGRAPHIC AREA SERIES

# Arizona

---



# 1992 Census of Service Industries

---

SC92-A-3

GEOGRAPHIC AREA SERIES

## Arizona

---

+



+



**U.S. Department of Commerce**  
**Ronald H. Brown**, Secretary  
**David J. Barram**, Deputy Secretary

**Economics and Statistics Administration**  
**Everett M. Ehrlich**, Under Secretary  
for Economic Affairs

**BUREAU OF THE CENSUS**  
**Harry A. Scarr**, Acting Director

---

## Acknowledgments

Many persons participated in the various activities of the 1992 Census of Service Industries. The overall planning and review of the census operations were performed by the Economic Census Staff of the Economic Planning and Coordination Division.

This report was prepared in the Services Division. **Bobby E. Russell**, Assistant Chief for Census Programs, was responsible for the overall planning, management, and coordination of the census of service industries. Planning and implementation were under the direction of **Jack B. Moody**, Chief, Service Census Branch, with primary staff assistance by **Jack R. Drago**, **Barbara S. Tinari**, **Kirk K. Degler**, **Joseph R. Fuller**, **Susan G. Baker**, **Deborah M. Stempowski**, **Brian D. Gregory**, **Theresa L. Steele**, **Chris E. Blackburn**, **Gary R. Rice**, **M. Craig Schadt**, **Arthur B. Stewart**, **Sandra K. Byrd**, and **Evelyn D. Butler**.

Systems and procedures for mailout, receipt, correspondence, data input, industry classification, other clerical processing, administrative record processing, quality control, and the associated electronic computer programs, were developed in the Economic Planning and Coordination Division.

Mailout preparation and receipt operations, clerical and analytical review activities, data keying, and geocoding review were performed by the staff of the Data Preparation Division, **Judith N. Petty**, Acting Chief.

Geographic coding procedures and associated computer programs were developed by the staff of the Geography Division.

The computer processing systems were developed and coordinated in the Economic Statistical Methods and Programming Division, **Charles P. Pautler, Jr.**, Chief. **H. Ray Dennis**, Assistant Chief for Business Programs, was responsible for design and implementation of the computer systems. The computer programs were prepared under the supervision of **William C. Wester**, Chief, Business Census Branch, and **Steven G. McCraith**, Chief, Utilities and Financial Census Branch, assisted by **Jeffrey S. Rosen**, **Barbara L. Lambert**, **Jacqueline R. Sellers**, and **Tsung C. Chu**. Additional programming assistance was provided by **Robert S. Jewett**.

Computer processing was performed in the Computer Services Division, **Marvin D. Raines**, Chief.

The staff of the Administrative and Publications Services Division, **Walter C. Odom**, Chief, performed planning, design, composition, editorial review, and printing planning and procurement for publications and report forms. **Margaret A. Smith** provided publication coordination and editing.

Special acknowledgment is also due the many businesses whose cooperation has contributed to the publication of these data.

**If you have any questions concerning the statistics in this report, call 301-763-7039.**



**Economics and Statistics  
Administration**

**Everett M. Ehrlich**, Under Secretary  
for Economic Affairs



**BUREAU OF THE CENSUS**

**Harry A. Scarr**, Acting Director

**Paula J. Schneider**, Principal Associate  
Director for Programs

**Charles A. Waite**, Associate Director for  
Economic Programs

**Thomas L. Mesenbourg**, Assistant Director for  
Economic Programs

**ECONOMIC PLANNING AND COORDINATION DIVISION**

**Thomas L. Mesenbourg**, Acting Chief

**SERVICES DIVISION**

**Thomas L. Mesenbourg**, Acting Chief

# Introduction to the Economic Census

## PURPOSES AND USES OF THE ECONOMIC CENSUS

The economic census is the major source of facts about the structure and functioning of the Nation's economy. It provides essential information for government, business, industry, and the general public.

The economic census furnishes an important part of the framework for such composite measures as the gross domestic product, input/output measures, production and price indexes, and other statistical series that measure short-term changes in economic conditions.

Policymaking agencies of the Federal Government use the data, especially in monitoring economic activity and providing assistance to business.

State and local governments use the data to assess business activities and tax bases within their jurisdictions and to develop programs to attract business.

Trade associations study trends in their own and competing industries and keep their members informed of market changes.

Individual businesses use the data to locate potential markets and to analyze their own production and sales performance relative to industry or area averages.

## AUTHORITY AND SCOPE

Title 13 of the United States Code (sections 131, 191, and 224) directs the Census Bureau to take the economic census every 5 years, covering years ending in 2 and 7. The 1992 Economic Census consists of the following eight censuses:

- Census of Retail Trade
- Census of Wholesale Trade
- Census of Service Industries
- Census of Financial, Insurance, and Real Estate Industries
- Census of Transportation, Communications, and Utilities
- Census of Manufactures
- Census of Mineral Industries
- Census of Construction Industries

Special programs also cover enterprise statistics and minority-owned and women-owned businesses. (The 1992 Census of Agriculture and 1992 Census of Governments are conducted separately.) The next economic census is scheduled to be taken in 1998 covering the year 1997.

## AVAILABILITY OF THE DATA

The results of the economic census are available in printed reports for sale by the U.S. Government Printing Office and on compact discs for sale by the Census Bureau. Order forms for all types of products are available on request from Customer Services, Bureau of the Census, Washington, DC 20233-8300. A more complete description of publications being issued from this census is on the inside back cover of this document.

Census facts are also widely disseminated by trade associations, business journals, and newspapers. Volumes containing census statistics are available in most major public and college libraries. Finally, State data centers in every State as well as business and industry data centers in many States also supply economic census statistics.

## WHAT'S NEW IN 1992

The 1992 Economic Census covers more of the economy than any previous census. New for 1992 are data on communications, utilities, financial, insurance, and real estate, as well as coverage of more transportation industries. The economic, agriculture, and governments censuses now collectively cover nearly 98 percent of all economic activity.

Among other changes, new 1992 definitions affect the boundaries of about a third of all metropolitan areas. Also, the Survey of Women-Owned Businesses has now been expanded to include all corporations.

## HISTORICAL INFORMATION

The economic census has been taken as an integrated program at 5-year intervals since 1967 and before that for 1963, 1958, and 1954. Prior to that time, the individual subcomponents of the economic census were taken separately at varying intervals.

The economic census traces its beginnings to the 1810 Decennial Census, when questions on manufacturing were included with those for population. Coverage of economic activities was expanded for 1840 and subsequent censuses to include mining and some commercial activities. In 1902, Congress established a permanent Census Bureau and directed that a census of manufactures be taken every 5 years. The 1905 Manufactures Census was the first time a census was taken apart from the regular every-10-year population census.

The first census of business was taken in 1930, covering 1929. Initially it covered retail and wholesale trade and construction industries, but it was broadened in 1933 to include some of the service trades.

The 1954 Economic Census was the first census to be fully integrated—providing comparable census data across economic sectors, using consistent time periods, concepts, definitions, classifications, and reporting units. It was the first census to be taken by mail, using lists of firms provided by the administrative records of other Federal agencies. Since 1963, administrative records also have been used to provide basic statistics for very small firms, reducing or eliminating the need to send them census questionnaires. The Enterprise Statistics Program, which publishes combined data from the economic census, was made possible with the implementation of the integrated census program in 1954.

The range of industries covered in the economic censuses has continued to expand. The census of construction industries began on a regular basis in 1967, and the scope of service industries was broadened in 1967, 1977, and 1987. The census of transportation began in 1963 as a set of surveys covering travel, transportation of commodities, and trucks, but expanded in 1987 to cover business establishments in several transportation industries. For 1992, these statistics are incorporated into a broadened census of transportation, communications, and utilities. Also new for 1992 is the census of financial, insurance, and real estate industries. This is part of a gradual expansion in coverage of industries previously subjected to government regulation.

The Survey of Minority-Owned Business Enterprises was first conducted as a special project in 1969 and was incorporated into the economic census in 1972 along with the Survey of Women-Owned Businesses.

An economic census has also been taken in Puerto Rico since 1909, in the Virgin Islands of the United States and Guam since 1958, and in the Commonwealth of the Northern Mariana Islands since 1982.

Statistical reports from the 1987 and earlier censuses provide historical figures for the study of long-term time series and are available in some large libraries. All of the census data published since 1967 are still available for sale on microfiche from the Census Bureau.

## AVAILABILITY OF MORE FREQUENT ECONOMIC DATA

While the census provides complete enumerations every 5 years, there are many needs for more frequent data as well. The Census Bureau conducts a number of monthly, quarterly, and annual surveys, with the results appearing in publication series such as Current Business Reports (retail and wholesale trade and service industries), the Annual Survey of Manufactures, Current Industrial Reports, and the Quarterly Financial Report. Most of these surveys, while providing more frequent observations, yield less kind-of-business and geographic detail than the census. The County Business Patterns program offers annual statistics on the number of establishments, employment, and payroll classified by industry within each county.

## SOURCES FOR MORE INFORMATION

More information about the scope, coverage, classification system, data items, and publications for each of the economic censuses and related surveys is published in the *Guide to the 1992 Economic Census and Related Statistics*. More information on the methodology, procedures, and history of the census will be published in the *History of the 1992 Economic Census*. Contact Customer Services for information on availability.

# Census of Service Industries

## GENERAL

The 1992 Census of Service Industries, part of the 1992 Economic Census, covered service industries as defined in Division I of the *Standard Industrial Classification Manual: 1987*<sup>1</sup> (SIC), except Elementary and Secondary Schools (SIC 821), Colleges, Universities, Professional Schools, and Junior Colleges (SIC 822), Labor Unions and Similar Labor Organizations (SIC 863), Political Organizations (SIC 865), Religious Organizations (SIC 866), and Private Households (SIC 881). The census also excluded governmental establishments classified in the covered industries, except for government-operated hospitals which were included.

Data are presented for establishments in the following classifications:

SIC code	Title
70	Hotels, rooming houses, camps, and other lodging places
72	Personal services
73	Business services
75	Automotive repair, services, and parking
76	Miscellaneous repair services
78	Motion pictures
79	Amusement and recreation services
80	Health services
81	Legal services
823, 4, 9	Selected educational services
83	Social services
84	Museums, art galleries, and botanical and zoological gardens
861, 2, 4, 9	Selected membership organizations
87	Engineering, accounting, research, management, and related services
89	Services, not elsewhere classified

This series of reports presents data for service establishments of firms subject to Federal income tax and (in separate tables) of firms which are exempt from Federal income tax under provisions of the Internal Revenue Code. Only establishments with some payroll during the year are included. For a more detailed explanation, see appendix A.

<sup>1</sup>*Standard Industrial Classification Manual: 1987*. For sale by Superintendent of Documents, U.S. Government Printing Office, Washington, DC 20402. Stock No. 041-001-00314-2.

Many of the "kinds of business or operation" included in this report are not thought of as commercial businesses, and the terms (such as "business," "establishment," and "firm") used to describe them may not be descriptive of such services, particularly for not-for-profit and professional services. However, these terms are applied to all "kinds of business or operation" in order to maintain conformity in the measures of the production and delivery of goods and services and in the presentation of data.

The basic tabulations in this report do not include data for establishments which are auxiliary (primary function is providing a service, such as warehousing or bookkeeping) to service establishments within the same organization. Data for auxiliaries are presented in a subsequent report issued as part of the 1992 Enterprise Statistics reports.

For the 1992 Census of Service Industries, large- and medium-size firms, plus all firms known to operate more than one establishment, were sent questionnaires to be completed and returned to the Census Bureau by mail. For most very small firms, including those with no paid employees, data from existing administrative records of other Federal agencies were used instead. These records provided basic information on location, kind of business, receipts, payroll, number of employees, and legal form of organization. In addition, more detailed information for selected kinds of business was obtained on the various questionnaires.

Appendix A gives a more detailed explanation of census coverage and methodology.

## CENSUS DISCLOSURE RULES

In accordance with Federal law governing census reports, no data are published that would disclose the operations of an individual establishment or business. However, the number of establishments in a kind-of-business classification is not considered a disclosure, so this information may be released even though other information is withheld.

## GEOGRAPHIC AREAS COVERED

This report series presents data for the following areas:

1. The United States as a whole.
2. Each State and the District of Columbia.

3. Each consolidated metropolitan statistical area (CMSA) and primary metropolitan statistical area (PMSA) defined by the Office of Management and Budget (OMB) as of June 30, 1993. A CMSA is an area used to facilitate the presentation and analysis of data for large concentrations of metropolitan populations. It includes two or more contiguous PMSA's which have a population of at least 1,000,000<sup>2</sup> and which meet specific criteria of urban character and of social and economic integration.
4. Each metropolitan statistical area (MSA) defined by the OMB as of June 30, 1993. An MSA is an integrated economic and social unit with a population nucleus of at least 50,000 inhabitants.<sup>2</sup> Each MSA consists of one or more counties meeting standards of metropolitan character; in New England, cities and towns rather than counties are the component geographic units.
5. The area within the State outside metropolitan areas (MA's).
6. Each county or county equivalent.<sup>3</sup> Counties are the primary divisions of States, except in Louisiana where they are called parishes and in Alaska where they are called boroughs and census areas. Maryland, Missouri, Nevada, and Virginia have one place or more that is independent of any county organization and constitutes primary divisions of their States. These places are treated as counties and as places.
7. Each consolidated city.<sup>3</sup> Consolidated cities are consolidated governments which consist of separately incorporated municipalities.
8. Each municipality of 2,500 inhabitants or more incorporated as a city, borough, village, or town.<sup>2 3</sup>  
  
For the economic census, boroughs and census areas in Alaska and boroughs in New York are not included in this category.
9. Special economic urban areas (SEUA's), which include townships in Michigan, New Jersey, and Pennsylvania, and towns in New York, Wisconsin, and the six New England States with 10,000 inhabitants or more.<sup>2</sup>

## DOLLAR VALUES

All dollar values presented in this report are expressed in current dollars, i.e., 1992 data are expressed in 1992 dollars and 1987 data in 1987 dollars. Consequently, when making comparisons to prior years, users of the data should consider the inflation that has occurred.

## RELIABILITY OF DATA

All data compiled in this report originated from either census questionnaires or administrative records of other Federal agencies and, therefore, are not subject to sampling errors. However, the data are subject to nonsampling

<sup>2</sup>According to the 1990 Census of Population or subsequent special census.

<sup>3</sup>Those defined as of January 1, 1992.

errors. Nonsampling errors can be attributed to many sources: inability to identify all cases in the actual universe; definition and classification difficulties; differences in the interpretation of questions; errors in recording or coding the data obtained; and other errors of collection, response, coverage, processing, and estimation for missing or misreported data.

The accuracy of these tabulated data is determined by the joint effects of the various nonsampling errors. No direct measurement of these effects has been obtained except for estimation for missing or misreported data; however, precautionary steps were taken in all phases of the collection, processing, and tabulation of the data in an effort to minimize the effects of nonsampling errors.

The Bureau of the Census obtains on computer tape limited information extracted from administrative records of other Federal agencies. This information is used in conjunction with other information available to the Census Bureau to develop estimates for nonemployers, small employers, and other establishments for which responses were not received in time for publication. For an indication of the extent that data included in these reports were obtained from the administrative records of other Federal agencies and from estimation, rather than reports directly from respondents, see appendix E. Also, see appendix A for a more detailed explanation of census coverage and methodology.

## SPECIAL TABULATIONS

Special tabulations of data collected in the 1992 Census of Service Industries may be obtained, depending on availability of time and personnel, on diskette, computer tape, or in tabular form. The data will be in summary form and subject to the same rules prohibiting disclosure of confidential information (including name, address, kind of business, or other data for individual business establishments or companies) as are the regular publications.

Special tabulations are prepared on a cost basis. A request for a cost estimate, as well as exact specifications on the type and format of the data to be provided, should be directed to the Chief, Services Division, Bureau of the Census, Washington, DC 20233.

To discuss a special tabulation before submitting specifications, call 1-800-541-8345.

## ABBREVIATIONS AND SYMBOLS

The following abbreviations and symbols are used in this publication:

- \* See kind-of-business descriptions for SIC 72 and SIC 7384 in appendix A for treatment of plant outlets.
- Represents zero.
- (D) Withheld to avoid disclosing data for individual companies; data are included in broader kind-of-business totals.



		<b>Symbol</b>	<b>Employment Size</b>
(IC)	Independent city.		
(NA)	Not available.		
(X)	Not applicable.	AA	0–19
CMSA	Consolidated metropolitan statistical area.	BB	20–99
MA	Metropolitan area.	CC	100–249
MSA	Metropolitan statistical area.	EE	250–499
n.e.c.	Not elsewhere classified.	FF	500–999
PMSA	Primary metropolitan statistical area.	GG	1,000–2,499
pt.	Part.	HH	2,500–4,999
r	Revised.	II	5,000–9,999
SIC	Standard Industrial Classification.	JJ	10,000–24,999
		KK	25,000–49,999
		LL	50,000–99,999
		MM	100,000 or more

The following symbols are used in this publication to show employment size ranges for employment data that have been withheld to avoid disclosing data for individual companies (employment size range codes are provided for the first time in the 1992 Economic Census):

# Users' Guide for Locating Statistics in This Report by Table Number

Information shown in tables	Table															
	1a	1b	2a	2b	3a	3b	4	5	6	7a	7b	8a	8b	9	10	
<b>GEOGRAPHIC AREAS</b>																
The State .....	X	X	X	X	X	X	X								X	X
CMSA's and MSA's in the State .....										X	X					
PMSA's in the State .....										X	X					
Area of the State not in any CMSA, PMSA, or MSA .....												X	X			
Counties in the State .....							X		X							X
Places in the State .....							X	X						X		
<b>DATA ITEMS</b>																
Establishments .....	X	X			X	X	X	X	X	X	X	X	X	X		X
Receipts .....	X				X	X	X	X	X	X	X	X	X	X	X	X
Revenue .....		X									X		X			
Expenses .....						X										
Annual payroll .....	X	X			X	X	X	X	X	X	X	X	X	X		
First-quarter payroll .....	X	X					X	X	X	X	X	X	X	X		
Paid employees for pay period including March 12, 1992 .....	X	X			X	X	X	X	X	X	X	X	X	X		
1987 to 1992 comparative statistics .....					X	X										
Receipts per establishment .....			X													
Revenue per establishment .....				X												
Expenses per establishment .....				X												
Receipts per employee .....			X													
Revenue per employee .....				X												
Expenses per employee .....				X												
Annual payroll per employee .....			X	X												
Employees per establishment .....			X	X												
Counties ranked by volume of receipts .....																X
Places ranked by volume of receipts .....														X		

# Users' Guide for Locating Statistics in the 1992 Census of Service Industries Reports

Report and geographic area	Information shown in reports by kind of business or industry category										
	Number of establishments	Receipts/Revenue (\$1,000)	Payroll (\$1,000)	Number of employees	Selected ratios	Receipts/revenue lines	Receipts size and employment size of establishments and firms	Concentration ratios of largest firms	Single units and multi-units	Legal form of organization	Selected topics
<b>GEOGRAPHIC AREA SERIES</b>											
United States .....	X	X	X	X	X						
State .....	X	X	X	X	X						
CMSA, PMSA, MSA .....	X	X	X	X							
County .....	X	X	X	X							
Place .....	X	X	X	X							
<b>NONEMPLOYER STATISTICS SERIES</b>											
United States .....	X	X									
State .....	X	X									
CMSA, PMSA, MSA .....	X	X									
County .....	X	X									
Place .....	X	X									
<b>ESTABLISHMENT AND FIRM SIZE (INCLUDING LEGAL FORM OF ORGANIZATION)</b>											
United States .....	X	X	X	X			X	X	X	X	
<b>CAPITAL EXPENDITURES, DEPRECIABLE ASSETS, AND OPERATING EXPENSES</b>											
United States .....		X	X								X
<b>RECEIPTS/REVENUE LINES</b>											
United States .....	X	X				X					
State .....	X	X				X					
CMSA, PMSA, MSA .....	X	X				X					
<b>HOTELS, MOTELS, AND OTHER LODGING PLACES</b>											
United States .....	X	X	X	X		X					X
State .....	X	X	X	X		X					X
CMSA, PMSA, MSA .....	X	X				X					X

Report and geographic area	Information shown in reports by kind of business or industry category										
	Number of establishments	Receipts/Revenue (\$1,000)	Payroll (\$1,000)	Number of employees	Selected ratios	Receipts/revenue lines	Receipts size and employment size of establishments and firms	Concentration ratios of largest firms	Single units and multi-units	Legal form of organization	Selected topics
<b>ZIP CODES</b>											
United States .....	X	X	X	X							
State .....	X	X	X	X							
<b>MISCELLANEOUS SUBJECTS</b>											
United States .....	X	X	X	X							X
State .....	X	X									X
CMSA, PMSA, MSA .....	X	X									X

# Contents

## Arizona

[Page numbers listed here omit the prefix that appears as part of the number of each page]

	Page
Introduction to the Economic Census .....	III
Census of Service Industries .....	V
Users' Guide for Locating Statistics in This Report by Table Number .....	VIII
Users' Guide for Locating Statistics in the 1992 Census of Service Industries Reports ...	IX
Summary of Findings .....	2

### FIGURES

1. Percent Change in Receipts and Annual Payroll for Establishments of Firms Subject to Federal Income Tax: 1987 to 1992 .....	3
2. Annual Payroll Per Employee for Establishments of Firms Subject to Federal Income Tax: 1992 and 1987 .....	4
Maps .....	5

### TABLES

1a. Summary Statistics for Firms Subject to Federal Income Tax for the State: 1992 ..	7
1b. Summary Statistics for Firms Exempt From Federal Income Tax for the State: 1992 .....	11
2a. Selected Ratios for Firms Subject to Federal Income Tax for the State: 1992 .....	12
2b. Selected Ratios for Firms Exempt From Federal Income Tax for the State: 1992 ..	15
3a. Comparative Statistics for Firms Subject to Federal Income Tax for the State: 1992 and 1987 .....	15
3b. Comparative Statistics for Firms Exempt From Federal Income Tax for the State: 1992 and 1987 .....	19
4. Summary Statistics for Firms Subject to Federal Income Tax for Counties and for Places With 2,500 Inhabitants or More: 1992 .....	20
5. Summary Statistics for Firms Subject to Federal Income Tax for Places With 350 Establishments or More: 1992 .....	24
6. Summary Statistics for Firms Subject to Federal Income Tax for Counties With 350 Establishments or More: 1992 .....	43
7a. Summary Statistics for Firms Subject to Federal Income Tax for Metropolitan Areas: 1992 .....	54
7b. Summary Statistics for Firms Exempt From Federal Income Tax for Metropolitan Areas: 1992 .....	65
8a. Summary Statistics for Firms Subject to Federal Income Tax for the Area Outside Metropolitan Areas: 1992 .....	68
8b. Summary Statistics for Firms Exempt From Federal Income Tax for the Area Outside Metropolitan Areas: 1992 .....	71
9. Places With 2,500 Inhabitants or More Ranked by Volume of Receipts of Firms Subject to Federal Income Tax: 1992 .....	72
10. Counties Ranked by Volume of Receipts of Firms Subject to Federal Income Tax: 1992 .....	72

### APPENDIXES

A. General Explanation .....	A-1
B. Sample Report Form and Instructions .....	B-1
C. Kind-of-Business Titles and Reporting-Form Numbers .....	C-1
D. Metropolitan Areas .....	D-1
E. Percent of Receipts/Revenue Based on Administrative Records and Estimation for the State: 1992 .....	E-1
F. Geographic Notes .....	F-1
G. Establishments in Business Any Time During Year and Establishments in Business at End of Year for the State: 1992 and 1987 .....	G-1

Publication Program .....

Inside back cover

## Summary of Findings

---

### **FIRMS SUBJECT TO FEDERAL INCOME TAX**

Data from the 1992 Census of Service Industries show that Arizona's 28,695 service industries establishments of firms with payroll that were subject to Federal income tax had receipts totaling \$16.6 billion. The 1992 data represent an increase of 56.2 percent in receipts for the State since 1987.

For establishments with payroll in 1992, receipts of offices and clinics of medical doctors totaled \$2.4 billion, compared with \$1.4 billion in 1987. Other leading service kinds of business in 1992 were hotels and motels with \$1.4 billion in receipts, computer programming, data processing, and other computer related services with \$1.2 billion, and legal services with \$1.2 billion.

There were 299,282 paid employees (full- and part-time) working in service industries in the State as of mid-March 1992, compared with 243,999 employees in 1987. Large employers included hotels and motels with 33,896 employees, help supply services with 27,702 employees, and offices and clinics of doctors of medicine with 21,119 employees.

### **ORGANIZATIONS EXEMPT FROM FEDERAL INCOME TAX**

Data for the census show that Arizona's 2,636 service industries establishments of firms and other organizations with payroll that were exempt from Federal income tax had revenue totaling \$5.4 billion and expenses of \$5.1 billion in 1992. The 1992 data represent an increase of 68.9 percent in expenses since 1987.

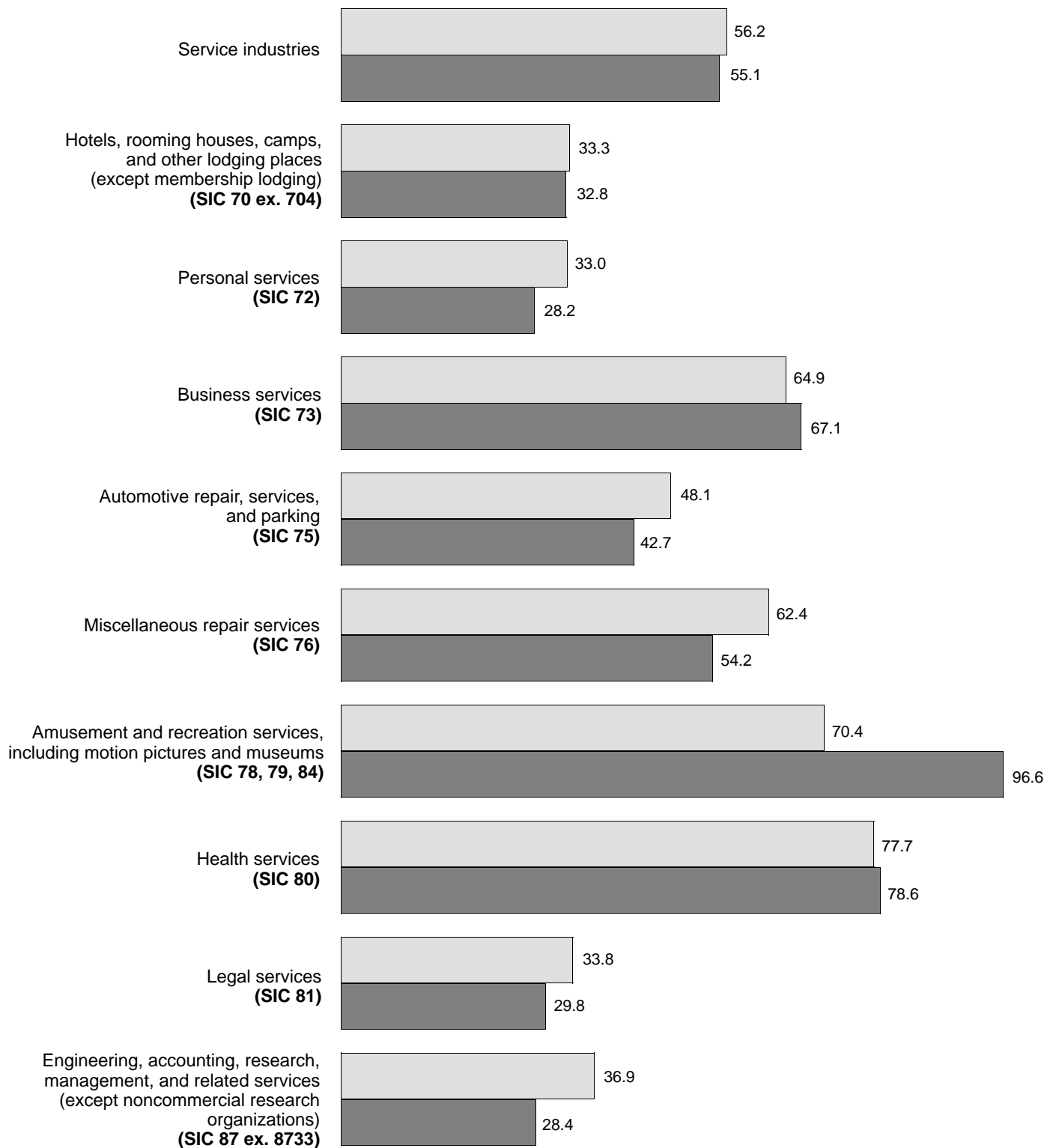
For establishments with payroll in 1992, revenue of hospitals totaled \$3.6 billion, compared with \$2.3 billion in 1987. Other leading classifications in 1992 were individual and family social services with revenue of \$256.3 million, and nursing and personal care facilities with \$163.4 million.

There were 93,905 paid employees (full- and part-time) as of mid-March 1992, compared with 75,849 employees in 1987. Hospitals had 53,483 employees; individual and family social services, 5,854 employees; and civic, social, and fraternal associations, 5,058 employees.

Figure 1. **Percent Change in Receipts and Annual Payroll for Establishments of Firms Subject to Federal Income Tax: 1987 to 1992**

(Includes only establishments with payroll. For meaning of abbreviations and symbols, see introductory text)

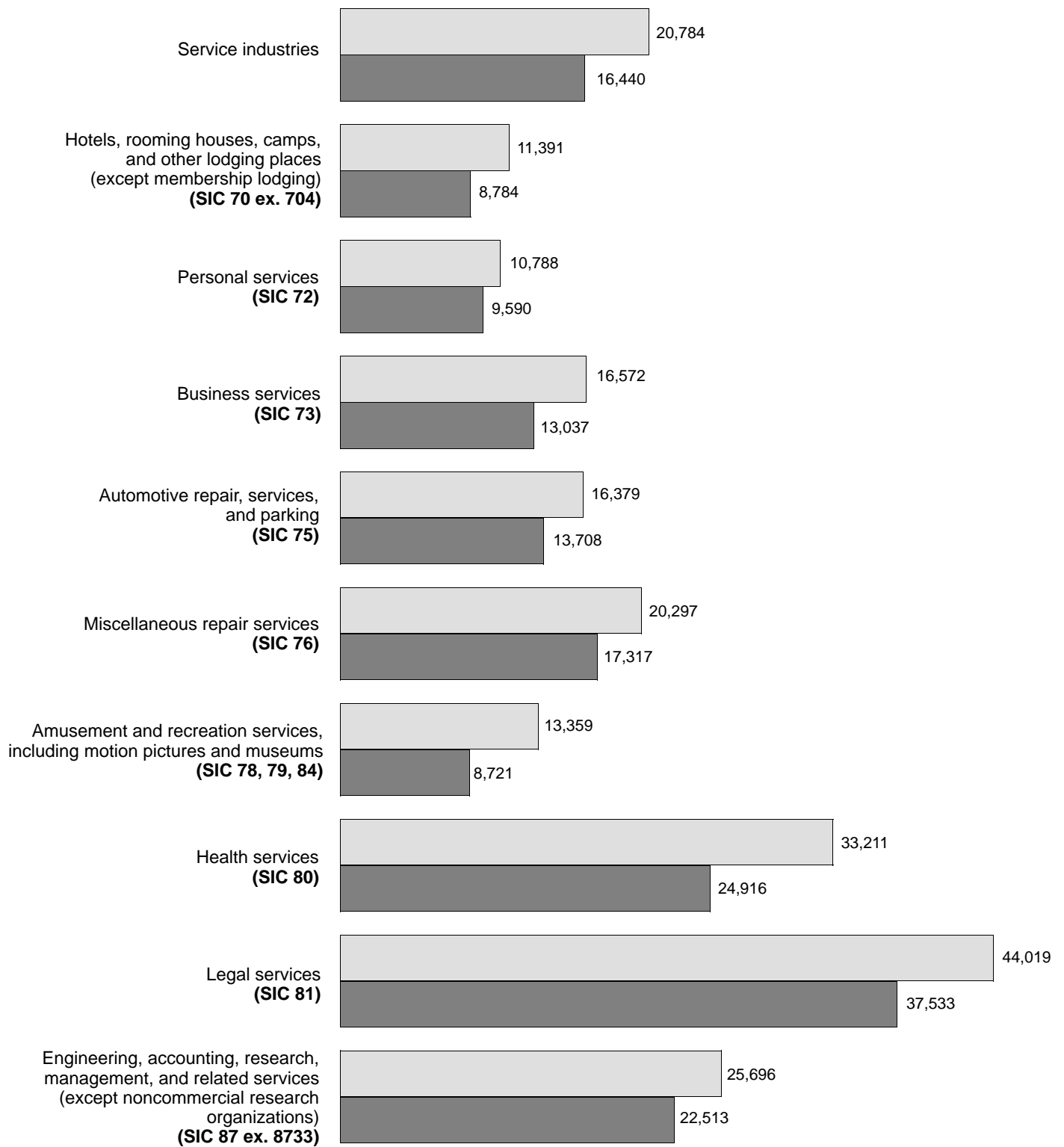
Receipts   
Payroll 



**Figure 2. Annual Payroll Per Employee for Establishments of Firms Subject to Federal Income Tax: 1992 and 1987**

(In dollars. For meaning of abbreviations and symbols, see introductory text)

1992   
1987 























**Table 2a. Selected Ratios for Firms Subject to Federal Income Tax for the State: 1992** — Con.

[Includes only establishments with payroll. For meaning of abbreviations and symbols, see introductory text. For explanation of terms and comparability of 1987 and 1992 censuses, see appendix A]

SIC code	Kind of business or operation	Receipts		Annual payroll per employee <sup>1</sup> (dollars)	Employees per establishment <sup>1</sup> (number)
		Per establishment (dollars)	Per employee <sup>1</sup> (dollars)		
<b>78, 79, 84</b>	<b>Amusement and recreation services, including motion pictures and museums—Con.</b>				
792	Theatrical producers (except motion picture), bands, orchestras, and entertainers -----	411 138	71 970	15 616	6
7922	Theatrical producers (except motion picture) and miscellaneous theatrical services -----	360 526	47 902	17 409	8
7929	Bands, orchestras, actors, and other entertainers and entertainment groups -----	450 388	104 592	13 185	4
793	Bowling centers -----	682 523	33 584	8 819	20
79 ex. 792, 3, 84	Commercial sports and other amusement and recreation services, including museums -----	735 029	42 750	14 618	17
794	Commercial sports -----	2 047 017	62 282	35 682	33
7941	Professional sports clubs, managers, promoters -----	1 993 417	122 672	139 949	16
7948	Racing, including track operation -----	2 082 750	47 395	9 977	44
79 ex. 792, 3, 4, 84	Other amusement and recreation services, including museums -----	621 601	39 246	10 839	16
791	Dance studios, schools, and halls -----	156 169	23 717	8 215	7
7991	Physical fitness facilities -----	440 438	27 085	7 698	16
7992	Public golf courses -----	1 310 147	40 131	11 165	33
7993	Coin-operated amusement devices -----	344 643	54 674	9 535	6
7996	Amusement parks -----	1 397 308	34 866	10 125	40
7997	Membership sports and recreation clubs -----	1 210 080	36 315	13 720	33
7999, 84	Amusement and recreation services, including museums, n.e.c. -----	480 549	53 786	10 645	9
7999 pt.	Concession operators of amusement devices and rides -----	1 410 182	119 323	12 977	12
7999 pt.	Carnivals, circuses, and fairs -----	(D)	(D)	(D)	(D)
7999 pt., 84	Other recreation and amusements, including museums -----	(D)	(D)	(D)	(D)
<b>80</b>	<b>Health services -----</b>	<b>642 693</b>	<b>77 772</b>	<b>33 211</b>	<b>8</b>
801	Offices and clinics of doctors of medicine -----	748 591	111 656	53 124	7
8011 pt.	Offices of doctors of medicine -----	646 543	111 017	55 432	6
8011 pt.	General medical clinics -----	3 798 049	115 024	40 962	33
802	Offices and clinics of dentists -----	332 633	66 466	24 918	5
803	Offices and clinics of doctors of osteopathy -----	446 000	87 381	40 923	5
804	Offices and clinics of other health practitioners -----	215 376	68 042	22 871	3
8041	Offices and clinics of chiropractors -----	198 021	69 982	20 468	3
8042	Offices and clinics of optometrists -----	260 132	73 162	18 440	4
8043	Offices and clinics of podiatrists -----	231 091	69 213	26 069	3
8049	Offices and clinics of health practitioners, n.e.c. -----	216 347	63 249	26 738	3
805	Nursing and personal care facilities -----	2 848 708	33 261	14 875	86
8051	Skilled nursing care facilities -----	3 502 552	32 996	14 784	106
8052	Intermediate care facilities -----	936 900	44 403	16 370	21
8059	Nursing and personal care facilities, n.e.c. -----	488 313	33 677	17 125	15
806	Hospitals -----	19 332 042	69 675	23 381	277
8062	General medical and surgical hospitals -----	39 755 000	69 930	21 963	569
8063, 9	Specialty hospitals -----	9 120 563	69 128	26 436	132
807, 8, 9	Other health services -----	795 481	62 433	22 566	13
807	Medical and dental laboratories -----	706 017	87 452	30 856	8
8071	Medical laboratories -----	1 237 591	100 623	34 331	12
8072	Dental laboratories -----	220 513	52 337	21 593	4
808	Home health care services -----	1 247 147	41 804	16 504	30
809	Miscellaneous health and allied services, n.e.c. -----	700 182	64 502	22 237	11
8092	Kidney dialysis centers -----	1 322 842	79 790	21 143	17
8093	Specialty outpatient facilities, n.e.c. -----	661 272	60 868	23 445	11
8099	Health and allied services, n.e.c. -----	600 657	64 686	20 243	9
<b>81</b>	<b>Legal services -----</b>	<b>571 275</b>	<b>93 352</b>	<b>44 019</b>	<b>6</b>
<b>823, 4, 9</b>	<b>Selected educational services -----</b>	<b>647 343</b>	<b>56 914</b>	<b>20 096</b>	<b>11</b>
823	Libraries -----	30 667	46 000	16 000	1
824	Vocational schools -----	1 264 155	61 900	22 003	20
829	Schools and educational services, n.e.c. -----	270 844	46 038	15 937	6
<b>83</b>	<b>Social services -----</b>	<b>354 729</b>	<b>28 474</b>	<b>11 602</b>	<b>12</b>
835	Child day care services -----	220 457	17 585	7 558	13
832, 3, 6, 9	Other social services -----	488 441	39 454	15 679	12
<b>87 ex. 8733</b>	<b>Engineering, accounting, research, management, and related services (except noncommercial research organizations) -----</b>	<b>529 919</b>	<b>61 129</b>	<b>25 696</b>	<b>9</b>
871	Engineering, architectural, and surveying services -----	638 141	76 841	33 982	8
8711	Engineering services -----	743 349	76 572	35 116	10
8712	Architectural services -----	576 212	87 006	34 242	7
8713	Surveying services -----	184 278	39 390	18 853	5
872	Accounting, auditing, and bookkeeping services -----	320 520	37 921	17 958	8
873 ex. 8733	Research, development, and testing services (except noncommercial research organizations) -----	1 433 655	72 793	24 086	20
8731	Commercial physical and biological research -----	2 392 481	191 104	41 366	13
8732	Commercial economic, sociological, and educational research -----	1 084 857	43 372	17 218	25
8734	Testing laboratories -----	1 109 690	57 847	25 539	19
874	Management and public relations services -----	520 472	70 659	28 055	7
8741	Management services -----	844 886	58 467	23 278	14
8742	Management consulting services -----	363 180	95 789	38 303	4
8743	Public relations services -----	(D)	(D)	(D)	(D)
8744	Facilities support management services -----	(D)	(D)	(D)	(D)
8748	Business consulting services, n.e.c. -----	390 381	98 962	30 908	4
<b>89</b>	<b>Services, n.e.c. -----</b>	<b>384 777</b>	<b>87 903</b>	<b>31 540</b>	<b>4</b>

<sup>1</sup>Based on number of employees for pay period including March 12.

**Table 2b. Selected Ratios for Firms Exempt From Federal Income Tax for the State: 1992**

[Includes only establishments with payroll. For meaning of abbreviations and symbols, see introductory text. For explanation of terms and comparability of 1987 and 1992 censuses, see appendix A]

SIC code	Kind of business or operation	Revenue		Expenses		Annual payroll per employee <sup>1</sup> (dollars)	Employees per establishment <sup>1</sup> (number)
		Per establishment (dollars)	Per employee <sup>1</sup> (dollars)	Per establishment (dollars)	Per employee <sup>1</sup> (dollars)		
	<b>Total</b> .....	<b>2 043 064</b>	<b>57 351</b>	<b>1 936 198</b>	<b>54 351</b>	<b>22 100</b>	<b>36</b>
<b>7032, 704</b>	<b>Camps and membership lodging</b> .....	<b>243 344</b>	<b>45 538</b>	<b>258 250</b>	<b>48 327</b>	<b>11 673</b>	<b>5</b>
<b>792, 7991 pt., 7997, 7999 pt., 84</b>	<b>Selected amusement, recreation, and related services</b> .....	<b>860 597</b>	<b>36 275</b>	<b>856 097</b>	<b>36 085</b>	<b>13 327</b>	<b>24</b>
<b>8011 pt.; 8021 pt.; 805, 6, 8, 9</b>	<b>Selected health services</b> .....	<b>11 394 713</b>	<b>64 169</b>	<b>10 928 548</b>	<b>61 544</b>	<b>26 069</b>	<b>178</b>
8011 pt., 8021 pt., 805	Clinics of doctors of medicine and dentists .....	2 587 073	89 942	2 505 000	87 089	25 749	29
	Nursing and personal care facilities .....	2 334 671	33 462	2 270 457	32 541	15 049	70
806	Hospitals .....	47 375 776	67 322	45 450 197	64 585	27 386	704
8062	General medical and surgical hospitals .....	51 332 015	67 744	49 129 433	64 838	27 461	758
8063, 9	Specialty hospitals .....	17 923 778	59 416	18 060 333	59 869	25 989	302
808, 9	Other health services .....	969 310	45 988	900 910	42 743	21 133	21
<b>8111 pt.</b>	<b>Legal aid societies and similar legal services</b> .....	<b>298 258</b>	<b>33 379</b>	<b>287 226</b>	<b>32 144</b>	<b>21 083</b>	<b>9</b>
<b>823, 4, 9</b>	<b>Selected educational services</b> .....	<b>270 750</b>	<b>37 497</b>	<b>260 882</b>	<b>36 130</b>	<b>15 593</b>	<b>7</b>
<b>83</b>	<b>Social services</b> .....	<b>713 228</b>	<b>41 809</b>	<b>652 800</b>	<b>38 267</b>	<b>13 855</b>	<b>17</b>
835	Child day care services .....	133 524	12 999	131 689	12 820	7 615	10
832, 3, 6, 9	Other social services .....	781 157	43 752	713 863	39 983	14 276	18
832	Individual and family social services .....	629 705	43 780	583 317	40 555	14 860	14
833	Job training and vocational rehabilitation services .....	775 590	23 065	932 446	27 729	10 512	34
836	Residential care .....	706 667	30 704	701 302	30 471	14 538	23
839	Social services, n.e.c. ....	1 169 000	87 564	903 721	67 693	16 528	13
<b>861, 2, 4, 9</b>	<b>Selected membership organizations</b> .....	<b>396 537</b>	<b>47 159</b>	<b>336 198</b>	<b>39 983</b>	<b>12 025</b>	<b>8</b>
861	Business associations .....	359 763	84 791	322 260	75 952	23 885	4
864	Civic, social, and fraternal associations .....	288 667	29 791	267 423	27 599	7 800	10
862, 9	Other membership organizations .....	732 460	83 467	541 369	61 692	19 617	9
<b>873, 4 ex. 8744</b>	<b>Research, testing, and consulting services, except facilities support management services</b> .....	<b>860 659</b>	<b>81 465</b>	<b>842 729</b>	<b>79 768</b>	<b>31 337</b>	<b>11</b>
873	Research, development, and testing services .....	1 008 603	79 374	979 603	77 092	30 894	13
874 ex. 8744	Management and public relations services, except facilities support management services .....	542 852	91 037	548 704	92 019	33 366	6

<sup>1</sup>Based on number of employees for pay period including March 12.

**Table 3a. Comparative Statistics for Firms Subject to Federal Income Tax for the State: 1992 and 1987**

[Includes only establishments with payroll. For meaning of abbreviations and symbols, see introductory text. For explanation of terms and comparability of 1987 and 1992 censuses, see appendix A]

SIC code	Kind of business or operation	Establishments		Receipts			Annual payroll			Paid employees for pay period including March 12	
		1992 (number)	1987 (number)	1992 (\$1,000)	1987 (\$1,000)	Percent change 1987 to 1992	1992 (\$1,000)	1987 (\$1,000)	Percent change 1987 to 1992	1992 (number)	1987 (number)
	<b>Total</b> .....	<b>28 695</b>	<b>25 250</b>	<b>16 615 795</b>	<b>10 639 463</b>	<b>56.2</b>	<b>6 220 423</b>	<b>4 011 254</b>	<b>55.1</b>	<b>299 282</b>	<b>243 999</b>
<b>70 ex. 704</b>	<b>Hotels, rooming houses, camps, and other lodging places (except membership lodging)</b> .....	<b>921</b>	<b>833</b>	<b>1 429 606</b>	<b>1 072 692</b>	<b>33.3</b>	<b>400 684</b>	<b>301 693</b>	<b>32.8</b>	<b>35 176</b>	<b>34 345</b>
7011	Hotels and motels .....	749	699	1 351 736	1 030 663	31.2	387 309	293 781	31.8	33 896	33 437
7011 pt.	Hotels .....	311	270	1 138 175	816 770	39.4	340 114	246 004	38.3	28 395	27 129
7011 pt.	Hotels, 25 guestrooms or more .....	262	230	1 129 058	809 781	39.4	338 384	244 321	38.5	28 145	26 950
7011 pt.	Hotels, less than 25 guestrooms .....	49	40	9 117	6 989	30.4	1 730	1 683	2.8	250	179
7011 pt.	Motels, motor hotels, and tourist courts .....	438	429	213 561	213 893	-2	47 195	47 777	-1.2	5 501	6 308
7011 pt.	Motels, tourist courts .....	352	360	140 640	149 890	-6.2	29 412	30 493	-3.5	3 624	3 862
7011 pt.	Motor hotels .....	86	69	72 921	64 003	13.9	17 783	17 284	2.9	1 877	2 446
702, 3	Other lodging places .....	172	134	77 870	42 029	85.3	13 375	7 912	69.0	1 280	908
702	Rooming and boarding houses .....	20	23	3 701	2 954	25.3	908	742	22.4	81	132
703	Camps and recreational vehicle parks .....	152	111	74 169	39 075	89.8	12 467	7 170	73.9	1 199	776



**Table 3a. Comparative Statistics for Firms Subject to Federal Income Tax for the State: 1992 and 1987 — Con.**

[Includes only establishments with payroll. For meaning of abbreviations and symbols, see introductory text. For explanation of terms and comparability of 1987 and 1992 censuses, see appendix A]

SIC code	Kind of business or operation	Establishments		Receipts			Annual payroll			Paid employees for pay period including March 12	
		1992 (number)	1987 (number)	1992 (\$1,000)	1987 (\$1,000)	Percent change 1987 to 1992	1992 (\$1,000)	1987 (\$1,000)	Percent change 1987 to 1992	1992 (number)	1987 (number)
<b>75</b>	<b>Automotive repair, services, and parking</b>	<b>2 822</b>	<b>2 370</b>	<b>1 281 450</b>	<b>864 984</b>	<b>48.1</b>	<b>285 516</b>	<b>200 068</b>	<b>42.7</b>	<b>17 432</b>	<b>14 595</b>
751	Automotive rental and leasing, without drivers	172	175	469 310	298 958	57.0	61 891	44 746	38.3	3 292	2 668
7513	Truck rental and leasing, without drivers	69	60	177 682	82 397	115.6	20 324	15 627	30.1	864	824
7514, 5	Passenger car rental and leasing	92	100	286 977	212 190	35.2	40 742	28 165	44.7	2 390	1 764
7519	Utility trailer and recreational vehicle rental	11	15	4 651	4 371	6.4	825	954	-13.5	38	80
752	Automobile parking	104	117	21 262	24 643	-13.7	5 041	2 904	73.6	549	411
753	Automotive repair shops	2 095	1 746	661 158	446 486	48.1	177 849	124 584	42.8	9 314	8 208
7532	Top, body, and upholstery repair shops and paint shops	416	387	146 815	119 319	23.0	43 770	35 613	22.9	2 145	2 343
7532 pt.	Top and body repair shops	373	337	132 750	103 036	28.8	39 235	30 518	28.6	1 913	2 004
7532 pt.	Paint shops	43	50	14 065	16 283	-13.6	4 535	5 095	-11.0	232	339
7538	General automotive repair shops	1 171	917	349 147	202 115	72.7	91 618	55 896	63.9	4 853	3 668
7538 pt.	General automotive repair shops, except diesel	1 091	860	317 462	181 362	75.0	82 840	49 704	66.7	4 397	3 282
7538 pt.	Diesel repair shops	80	57	31 685	20 753	52.7	8 778	6 192	41.8	456	386
7533, 4, 6, 7, 9	Other automotive repair shops	508	442	165 196	125 052	32.1	42 461	33 075	28.4	2 316	2 197
7533	Automotive exhaust system repair shops	52	52	17 174	13 488	27.3	4 134	3 509	17.8	197	239
7534	Tire retreading and repair shops	31	18	17 677	9 517	85.7	3 098	2 227	39.1	167	119
7536	Automotive glass replacement shops	94	78	42 640	39 956	6.7	9 769	9 406	3.9	557	588
7537	Automotive transmission repair shops	132	123	31 786	28 205	12.7	8 804	8 340	5.6	511	606
7539	Automotive repair shops, n.e.c.	199	171	55 919	40 086	39.5	16 556	11 458	45.4	884	748
7539 pt.	Radiator repair	60	62	14 469	9 323	55.2	3 668	2 341	43.9	198	171
7539 pt.	Brake, front end, and wheel alignment	46	61	14 199	16 635	-14.6	4 435	4 780	-7.2	212	277
7539 pt.	Automotive electrical and fuel system services	66	28	18 378	11 072	66.0	6 916	3 576	93.4	329	228
7539 pt.	Other automotive repair shops, n.e.c.	27	20	8 873	3 056	190.3	1 937	761	154.5	145	72
754	Automotive services, except repair	451	332	129 720	94 897	36.7	40 735	27 834	46.3	4 277	3 308
7542	Carwashes	236	188	59 190	47 934	23.5	20 436	15 190	34.5	2 785	2 333
7549	Automotive services, except repair and carwashes	215	144	70 530	46 963	50.2	20 299	12 644	60.5	1 492	975
<b>76</b>	<b>Miscellaneous repair services</b>	<b>1 102</b>	<b>968</b>	<b>442 414</b>	<b>272 405</b>	<b>62.4</b>	<b>127 505</b>	<b>82 669</b>	<b>54.2</b>	<b>6 282</b>	<b>4 774</b>
762	Electrical repair shops	365	292	153 589	82 889	85.3	48 668	28 888	68.5	2 460	1 618
7622	Radio and television repair shops	88	92	23 969	20 461	17.1	7 223	6 628	9.0	380	434
7623, 9	Other electrical and electronic repair shops	277	200	129 620	62 428	107.6	41 445	22 260	86.2	2 080	1 184
7623	Refrigeration and air-conditioning service and repair shops	65	58	30 502	22 332	36.6	8 301	6 541	26.9	359	372
7629	Electrical and electronic repair shops, n.e.c.	212	142	99 118	40 096	147.2	33 144	15 719	110.9	1 721	812
763	Watch, clock, and jewelry repair	21	20	4 337	3 620	19.8	739	744	-7	55	75
764	Reupholstery and furniture repair	119	130	16 683	15 062	10.8	5 177	4 998	3.6	494	457
769	Miscellaneous repair and related services	597	526	267 805	172 141	55.6	72 921	48 151	51.4	3 273	2 636
7692	Welding repair	58	63	18 420	11 795	56.2	5 823	4 103	41.9	291	230
7694	Armature rewinding shops	39	42	39 531	34 844	13.5	10 479	9 728	7.7	380	480
7699	Repair shops and related services, n.e.c.	500	421	209 854	125 502	67.2	56 619	34 320	65.0	2 602	1 926
<b>78, 79, 84</b>	<b>Amusement and recreation services, including motion pictures and museums</b>	<b>1 388</b>	<b>1 135</b>	<b>892 491</b>	<b>523 843</b>	<b>70.4</b>	<b>252 584</b>	<b>128 466</b>	<b>96.6</b>	<b>18 907</b>	<b>14 731</b>
781, 2	Motion picture production, distribution, and services	105	65	79 837	53 216	50.0	16 868	6 968	142.1	674	506
783	Motion picture theaters	97	83	111 248	62 771	77.2	14 945	9 636	55.1	1 925	1 570
7832	Motion picture theaters, except drive-in	91	76	(D)	58 790	(D)	9 001	(D)	(D)	GG	1 507
7833	Drive-in motion picture theaters	6	7	(D)	3 981	(D)	635	(D)	(D)	BB	63
784	Video tape rental	280	262	67 061	35 425	89.3	11 852	7 959	48.9	1 526	1 209
792	Theatrical producers (except motion picture), bands, orchestras, and entertainers	87	59	35 769	17 574	103.5	7 761	3 195	142.9	497	499
7922	Theatrical producers (except motion picture) and miscellaneous theatrical services	38	27	13 700	5 474	150.3	4 979	1 824	173.0	286	177
7929	Bands, orchestras, actors, and other entertainers and entertainment groups	49	32	22 069	12 100	82.4	2 782	1 371	102.9	211	322
793	Bowling centers	65	64	44 364	37 608	18.0	11 650	9 758	19.4	1 321	1 310
79 ex. 792, 3, 4, 84	Commercial sports and other amusement and recreation services, including museums	754	602	554 212	317 249	74.7	189 508	90 950	108.4	12 964	9 637
794	Commercial sports	60	42	122 821	72 433	69.6	70 364	22 289	215.7	1 972	1 265
7941	Professional sports clubs, managers, promoters	24	10	47 842	9 795	388.4	54 580	7 911	589.9	390	184
7948	Racing, including track operation	36	32	74 979	62 638	19.7	15 784	14 378	9.8	1 582	1 081
79 ex. 792, 3, 4, 84	Other amusement and recreation services, including museums	694	560	431 391	244 816	76.2	119 144	68 661	73.5	10 992	8 372
791	Dance studios, schools, and halls	65	61	10 151	7 266	39.7	3 516	2 564	37.1	428	359
7991	Physical fitness facilities	130	118	57 257	30 324	88.8	16 273	8 368	94.5	2 114	1 656
7992	Public golf courses	68	34	89 090	31 382	183.9	24 787	8 632	187.2	2 220	860
7993	Coin-operated amusement devices	56	54	19 300	18 199	6.0	3 366	3 164	6.4	353	361
7996	Amusement parks	13	10	18 165	13 234	37.3	5 275	3 331	58.4	521	398
7997	Membership sports and recreation clubs	87	80	105 277	65 684	60.3	39 773	25 142	58.2	2 899	2 288
7999, 84	Amusement and recreation services, including museums, n.e.c.	275	203	132 151	78 727	67.9	26 154	17 460	49.8	2 457	2 450

**Table 3a. Comparative Statistics for Firms Subject to Federal Income Tax for the State: 1992 and 1987 — Con.**

[Includes only establishments with payroll. For meaning of abbreviations and symbols, see introductory text. For explanation of terms and comparability of 1987 and 1992 censuses, see appendix A]

SIC code	Kind of business or operation	Establishments		Receipts			Annual payroll			Paid employees for pay period including March 12	
		1992 (number)	1987 (number)	1992 (\$1,000)	1987 (\$1,000)	Percent change 1987 to 1992	1992 (\$1,000)	1987 (\$1,000)	Percent change 1987 to 1992	1992 (number)	1987 (number)
<b>80</b>	<b>Health services</b> .....	<b>7 108</b>	<b>6 459</b>	<b>4 568 264</b>	<b>2 570 945</b>	<b>77.7</b>	<b>1 950 802</b>	<b>1 092 528</b>	<b>78.6</b>	<b>58 739</b>	<b>43 849</b>
801	Offices and clinics of doctors of medicine ..	3 150	3 130	2 358 063	1 424 742	65.5	1 121 929	651 882	72.1	21 119	16 256
8011 pt.	Offices of doctors of medicine .....	3 048	3 019	1 970 662	1 176 389	67.5	983 969	556 084	76.9	17 751	12 461
8011 pt.	General medical clinics .....	102	111	387 401	248 353	56.0	137 960	95 798	44.0	3 368	3 795
802	Offices and clinics of dentists .....	1 522	1 394	506 268	326 705	55.0	189 804	120 133	58.0	7 617	6 344
803	Offices and clinics of doctors of osteopathy .....	317	262	141 382	81 944	72.5	66 213	34 271	93.2	1 618	1 158
804	Offices and clinics of other health practitioners .....	1 379	1 036	297 003	174 781	69.9	99 830	56 419	76.9	4 365	3 113
8041	Offices and clinics of chiropractors .....	622	471	123 169	75 738	62.6	36 023	21 864	64.8	1 760	1 303
8042	Offices and clinics of optometrists .....	189	185	49 165	35 552	38.3	12 392	9 339	32.7	672	614
8043	Offices and clinics of podiatrists .....	121	115	27 962	20 831	34.2	10 532	6 435	63.7	404	335
8049	Offices and clinics of health practitioners, n.e.c. ....	447	265	96 707	42 660	126.7	40 883	18 781	117.7	1 529	861
805	Nursing and personal care facilities .....	113	119	321 904	148 142	117.3	143 961	75 824	89.9	9 678	7 728
8051	Skilled nursing care facilities .....	87	83	304 722	135 340	125.2	136 534	69 526	96.4	9 235	7 177
8052	Intermediate care facilities .....	10	14	9 369	6 105	53.5	3 454	3 098	11.5	211	273
8059	Nursing and personal care facilities, n.e.c. ....	16	22	7 813	6 697	16.7	3 973	3 200	24.2	232	278
806	Hospitals .....	24	21	463 969	192 309	141.3	155 693	73 269	112.5	6 659	4 039
807, 8, 9	Other health services .....	603	497	479 675	222 322	115.8	173 372	80 730	114.8	7 683	5 211
807	Medical and dental laboratories .....	287	291	202 627	113 356	78.8	71 494	37 310	91.6	2 317	1 774
8071	Medical laboratories .....	137	137	169 550	89 180	90.1	57 847	26 885	115.2	1 685	1 177
8072	Dental laboratories .....	150	154	33 077	24 176	36.8	13 647	10 425	30.9	632	597
808	Home health care services .....	102	55	127 209	29 416	332.4	50 222	16 470	204.9	3 043	2 003
809	Miscellaneous health and allied services, n.e.c. ....	214	151	149 839	79 550	88.4	51 656	26 950	91.7	2 323	1 434
8092	Kidney dialysis centers .....	19	10	25 134	9 852	155.1	6 660	2 342	184.4	315	160
8093	Specialty outpatient facilities, n.e.c. ....	125	82	82 659	50 002	65.3	31 838	18 133	75.6	1 358	801
8099	Health and allied services, n.e.c. ....	70	59	42 046	19 696	113.5	13 158	6 475	103.2	650	473
<b>81</b>	<b>Legal services</b> .....	<b>2 082</b>	<b>1 890</b>	<b>1 189 395</b>	<b>888 688</b>	<b>33.8</b>	<b>560 840</b>	<b>432 120</b>	<b>29.8</b>	<b>12 741</b>	<b>11 513</b>
<b>823, 4, 9</b>	<b>Selected educational services</b> .....	<b>254</b>	<b>212</b>	<b>164 425</b>	<b>129 964</b>	<b>26.5</b>	<b>58 058</b>	<b>53 743</b>	<b>8.0</b>	<b>2 889</b>	<b>3 581</b>
823	Libraries .....	3	2	92	(D)	(D)	32	(D)	(D)	2	AA
824	Vocational schools .....	97	84	122 623	98 896	24.0	43 587	45 049	-3.2	1 981	2 783
829	Schools and educational services, n.e.c. ....	154	126	41 710	(D)	(D)	14 439	(D)	(D)	906	FF
<b>83</b>	<b>Social services</b> .....	<b>956</b>	<b>648</b>	<b>339 121</b>	<b>155 804</b>	<b>117.7</b>	<b>138 174</b>	<b>62 329</b>	<b>121.7</b>	<b>11 910</b>	<b>6 993</b>
835	Child day care services .....	477	410	105 158	65 114	61.5	45 195	26 710	69.2	5 980	4 251
832, 3, 6, 9	Other social services .....	479	238	233 963	90 690	158.0	92 979	35 619	161.0	5 930	2 742
<b>87 ex. 8733</b>	<b>Engineering, accounting, research, management, and related services (except noncommercial research organizations)</b> ..	<b>3 869</b>	<b>3 593</b>	<b>2 050 258</b>	<b>1 497 156</b>	<b>36.9</b>	<b>861 839</b>	<b>671 036</b>	<b>28.4</b>	<b>33 540</b>	<b>29 807</b>
871	Engineering, architectural, and surveying services .....	1 129	1 177	720 461	686 909	4.9	318 611	323 465	-1.5	9 376	11 561
8711	Engineering services .....	688	678	511 424	478 102	7.0	234 539	237 471	-1.2	6 679	8 095
8712	Architectural services .....	326	391	187 845	186 875	.5	73 929	75 434	-2.0	2 159	2 859
8713	Surveying services .....	115	108	21 192	21 932	-3.4	10 143	10 560	-3.9	538	607
872	Accounting, auditing, and bookkeeping services .....	1 395	1 201	447 125	323 457	38.2	211 738	142 064	49.0	11 791	6 818
873 ex. 8733	Research, development, and testing services (except noncommercial research organizations) .....	200	200	286 731	97 651	193.6	94 874	38 923	143.7	3 939	2 268
8731	Commercial physical and biological research .....	52	52	124 409	37 500	231.8	26 929	12 948	108.0	651	448
8732	Commercial economic, sociological, and educational research .....	77	96	83 534	37 265	124.2	33 161	16 015	107.1	1 926	1 364
8734	Testing laboratories .....	71	52	78 788	22 886	244.3	34 784	9 960	249.2	1 362	456
874	Management and public relations services ..	1 145	1 015	595 941	405 695	46.9	236 616	171 096	38.3	8 434	9 297
8741	Management services .....	324	330	273 743	193 687	41.3	108 986	82 916	31.4	4 682	4 973
8742	Management consulting services .....	561	453	203 744	116 893	74.3	81 470	50 396	61.7	2 127	2 251
8743	Public relations services .....	67	97	(D)	22 621	(D)	(D)	7 704	(D)	CC	490
8744	Facilities support management services ..	12	5	(D)	25 265	(D)	(D)	12 427	(D)	FF	812
8748	Business consulting services, n.e.c. ....	181	130	70 659	47 229	49.6	22 068	17 653	25.0	714	771
<b>89</b>	<b>Services, n.e.c.</b> .....	<b>220</b>	<b>307</b>	<b>84 651</b>	<b>43 657</b>	<b>93.9</b>	<b>30 373</b>	<b>17 957</b>	<b>69.1</b>	<b>963</b>	<b>905</b>

**Table 3b. Comparative Statistics for Firms Exempt From Federal Income Tax for the State: 1992 and 1987**

[Includes only establishments with payroll. For meaning of abbreviations and symbols, see introductory text. For explanation of terms and comparability of 1987 and 1992 censuses, see appendix A]

SIC code	Kind of business or operation	Establishments		Expenses			Annual payroll			Paid employees for pay period including March 12	
		1992 (number)	1987 (number)	1992 (\$1,000)	1987 (\$1,000)	Percent change 1987 to 1992	1992 (\$1,000)	1987 (\$1,000)	Percent change 1987 to 1992	1992 (number)	1987 (number)
	<b>Total -----</b>	<b>2 636</b>	<b>2 020</b>	<b>5 103 819</b>	<b>3 021 310</b>	<b>68.9</b>	<b>2 075 255</b>	<b>1 327 806</b>	<b>56.3</b>	<b>93 905</b>	<b>75 849</b>
<b>7032, 704</b>	<b>Camps and membership lodging -----</b>	<b>32</b>	<b>33</b>	<b>8 264</b>	<b>5 059</b>	<b>63.4</b>	<b>1 996</b>	<b>1 035</b>	<b>92.9</b>	<b>171</b>	<b>162</b>
<b>792, 7991 pt., 7997, 7999 pt., 84</b>	<b>Selected amusement, recreation, and related services -----</b>	<b>196</b>	<b>139</b>	<b>167 795</b>	<b>109 460</b>	<b>53.3</b>	<b>61 969</b>	<b>42 581</b>	<b>45.5</b>	<b>4 650</b>	<b>3 722</b>
792	Theatrical producers (except motion picture), bands, orchestras, and entertainers -----	47	24	43 823	32 442	35.1	14 014	10 162	37.9	1 052	790
7991 pt., 7997	Gymnasiums, athletic clubs, and membership sports and recreation clubs -----	96	71	79 667	50 946	56.4	31 480	21 723	44.9	2 619	2 035
7999 pt. 84	Fairs -----	12	10	9 128	3 605	153.2	1 683	871	93.2	230	210
	Museums, art galleries, and botanical and zoological gardens -----	41	34	35 177	22 467	56.6	14 792	9 825	50.6	749	687
<b>8011 pt.; 8021 pt.; 805, 6, 8, 9</b>	<b>Selected health services -----</b>	<b>356</b>	<b>250</b>	<b>3 890 563</b>	<b>2 363 203</b>	<b>64.6</b>	<b>1 647 970</b>	<b>1 063 197</b>	<b>55.0</b>	<b>63 216</b>	<b>52 861</b>
8011 pt., 8021 pt. 805	Clinics of doctors of medicine and dentists -----	55	41	137 775	42 528	224.0	40 735	19 832	105.4	1 582	738
806	Nursing and personal care facilities -----	70	45	158 932	104 126	52.6	73 498	43 903	67.4	4 884	4 337
	Hospitals -----	76	75	3 454 215	2 161 440	59.8	1 464 695	969 942	51.0	53 483	46 016
808, 9	Other health services -----	155	89	139 641	55 109	153.4	69 042	29 520	133.9	3 267	1 770
808	Home health care services -----	12	7	28 555	(D)	(D)	16 039	(D)	(D)	951	EE
809	Miscellaneous health and allied services, n.e.c. -----	143	82	111 086	(D)	(D)	53 003	(D)	(D)	2 316	GG
<b>8111 pt.</b>	<b>Legal aid societies and similar legal services -----</b>	<b>31</b>	<b>26</b>	<b>8 904</b>	<b>7 271</b>	<b>22.5</b>	<b>5 840</b>	<b>4 542</b>	<b>28.6</b>	<b>277</b>	<b>236</b>
<b>823, 4, 9</b>	<b>Selected educational services -----</b>	<b>68</b>	<b>52</b>	<b>17 740</b>	<b>11 268</b>	<b>57.4</b>	<b>7 656</b>	<b>5 851</b>	<b>30.8</b>	<b>491</b>	<b>400</b>
<b>83</b>	<b>Social services -----</b>	<b>982</b>	<b>674</b>	<b>641 050</b>	<b>292 262</b>	<b>119.3</b>	<b>232 100</b>	<b>130 203</b>	<b>78.3</b>	<b>16 752</b>	<b>11 916</b>
835	Child day care services -----	103	83	13 564	11 797	15.0	8 057	6 993	15.2	1 058	1 091
832, 3, 6, 9	Other social services -----	879	591	627 486	280 465	123.7	224 043	123 210	81.8	15 694	10 825
<b>861, 2, 4, 9</b>	<b>Selected membership organizations -----</b>	<b>886</b>	<b>803</b>	<b>297 871</b>	<b>192 304</b>	<b>54.9</b>	<b>89 583</b>	<b>63 177</b>	<b>41.8</b>	<b>7 450</b>	<b>5 786</b>
861	Business associations -----	177	139	57 040	33 829	68.6	17 938	11 085	61.8	751	636
864	Civic, social, and fraternal associations -----	522	495	139 595	98 091	42.3	39 454	33 579	17.5	5 058	4 008
862, 9	Other membership organizations -----	187	169	101 236	60 384	67.7	32 191	18 513	73.9	1 641	1 142
<b>873, 4 ex. 8744</b>	<b>Research, testing, and consulting services, except facilities support management services -----</b>	<b>85</b>	<b>43</b>	<b>71 632</b>	<b>40 483</b>	<b>76.9</b>	<b>28 141</b>	<b>17 220</b>	<b>63.4</b>	<b>898</b>	<b>766</b>
873	Research, development, and testing services -----	58	38	56 817	(D)	(D)	22 769	(D)	(D)	737	FF
8731	Commercial physical and biological research -----	6	7	(D)	(D)	(D)	(D)	(D)	(D)	EE	EE
8732	Commercial economic, sociological, and educational research -----	10	-	2 321	(X)	(X)	663	-	(X)	34	-
8733	Noncommercial research organizations -----	41	29	(D)	10 110	(D)	(D)	2 911	(D)	EE	220
8734	Testing laboratories -----	1	2	(D)	(D)	(D)	(D)	(D)	(D)	AA	AA
874 ex. 8744	Management and public relations services, except facilities support management services -----	27	5	14 815	(D)	(D)	5 372	(D)	(D)	161	BB







**Table 4. Summary Statistics for Firms Subject to Federal Income Tax for Counties and for**

[Includes only establishments with payroll. For meaning of abbreviations and symbols, see introductory text. For explanation of terms and comparability of 1987 and 1992 censuses, see

	Geographic area	Estab-lish-ments (number)	Receipts (\$1,000)	Annual payroll (\$1,000)	First-quarter payroll (\$1,000)	Paid employees for pay period including March 12 (number)	Selected kind-of-business or operation groups							
							Hotels, rooming houses, camps, and other lodging places (except membership lodging) (SIC 70 ex. 704)		Personal services (SIC 72)		Business services (SIC 73)		Automotive repair, services, and parking (SIC 75)	
							Number	Receipts (\$1,000)	Number	Receipts (\$1,000)	Number	Receipts (\$1,000)	Number	Receipts (\$1,000)
1	Yavapai County -----	889	239 873	77 988	15 970	4 932	60	36 629	86	9 449	108	21 996	92	17 354
2	Camp Verde -----	26	5 518	1 870	470	176	1	(D)	3	411	2	(D)	4	637
3	Chino Valley -----	17	2 716	675	156	66	-	-	2	(D)	3	1 232	2	(D)
4	Cottonwood -----	109	27 621	10 954	2 159	558	7	2 881	8	1 144	16	4 454	7	1 275
5	Prescott -----	437	133 273	43 346	8 676	2 685	20	(D)	45	5 242	46	8 271	46	9 804
6	Prescott Valley -----	46	8 648	2 964	702	200	2	(D)	6	529	9	2 582	6	1 077
7	Sedona (part) ▲ -----	8	1 174	174	30	14	2	(D)	-	-	4	463	-	-
8	Balance of county -----	246	60 923	18 005	3 777	1 233	28	17 446	22	(D)	28	(D)	27	(D)
9	Yuma County -----	637	258 378	91 700	20 968	5 410	49	26 051	69	12 256	78	21 819	82	27 912
10	San Luis -----	2	(D)	(D)	(D)	AA	-	-	-	-	1	(D)	-	-
11	Somerton -----	4	(D)	(D)	(D)	BB	-	-	-	-	1	(D)	-	-
12	Yuma -----	470	196 441	75 385	17 196	4 274	33	17 470	49	9 688	57	17 212	58	21 255
13	Balance of county -----	161	60 173	15 787	3 631	1 065	16	8 581	20	2 568	19	(D)	24	6 657

# Places With 2,500 Inhabitants or More: 1992 —Con.

appendix A. For information on geographic areas followed by ▲, see appendix F]

Selected kind-of-business or operation groups —Con.														
Miscellaneous repair services (SIC 76)		Amusement and recreation services, including motion pictures and museums (SIC 78, 79, 84)		Health services (SIC 80)		Legal services (SIC 81)		Selected educational services (SIC 823, 4, 9)		Social services (SIC 83)		Engineering, accounting, research, management, and related services (except noncommercial research organizations) (SIC 87 ex. 8733)		
Number	Receipts (\$1,000)	Number	Receipts (\$1,000)	Number	Receipts (\$1,000)	Number	Receipts (\$1,000)	Number	Receipts (\$1,000)	Number	Receipts (\$1,000)	Number	Receipts (\$1,000)	
34	7 324	50	18 168	221	85 596	57	11 324	9	2 262	34	6 443	122	19 783	1
1	(D)	—	—	6	3 680	1	(D)	1	(D)	4	223	3	248	2
2	(D)	—	—	2	(D)	1	(D)	—	—	2	(D)	2	(D)	3
4	544	6	1 851	30	10 522	6	(D)	—	—	4	579	17	1 991	4
14	3 528	12	6 331	130	58 663	37	9 146	6	(D)	15	3 053	59	11 033	5
2	(D)	2	(D)	11	2 422	1	(D)	—	—	—	—	7	484	6
—	—	1	(D)	1	(D)	—	—	—	—	—	—	—	—	7
11	2 680	29	9 111	41	9 489	11	1 360	2	(D)	9	(D)	34	(D)	8
30	7 988	35	28 601	177	84 313	38	10 607	4	(D)	21	(D)	54	32 454	9
—	—	—	—	—	—	—	—	1	(D)	—	—	—	—	10
—	—	1	(D)	—	—	—	—	—	—	1	(D)	1	(D)	11
20	5 456	25	8 729	139	71 709	36	(D)	1	(D)	16	(D)	36	30 519	12
10	2 532	9	(D)	38	12 604	2	(D)	2	(D)	4	(D)	17	(D)	13

**Table 5. Summary Statistics for Firms Subject to Federal Income Tax for Places With 350 Establishments or More: 1992**

[Includes only establishments with payroll. For meaning of abbreviations and symbols, see introductory text. For explanation of terms and comparability of 1987 and 1992 censuses, see appendix A. For information on geographic areas followed by ▲, see appendix F]

SIC code	Geographic area and kind of business or operation	Establishments (number)	Receipts (\$1,000)	Annual payroll (\$1,000)	First-quarter payroll (\$1,000)	Paid employees for pay period including March 12 (number)
	<b>CHANDLER</b>					
	<b>Total</b> .....	<b>499</b>	<b>215 765</b>	<b>72 128</b>	<b>15 834</b>	<b>3 899</b>
<b>70 ex. 704</b>	<b>Hotels, rooming houses, camps, and other lodging places (except membership lodging)</b> .....	<b>8</b>	<b>(D)</b>	<b>(D)</b>	<b>(D)</b>	<b>EE</b>
7011	Hotels and motels .....	7	18 551	4 443	1 002	304
7011 pt.	Hotels .....	3	17 086	4 193	899	240
7011 pt.	Motels, motor hotels, and tourist courts .....	4	1 465	250	103	64
702, 3	Other lodging places .....	1	(D)	(D)	(D)	BB
<b>72</b>	<b>Personal services</b> .....	<b>59</b>	<b>7 771</b>	<b>2 735</b>	<b>666</b>	<b>282</b>
721	Laundry, cleaning, and garment services .....	13	2 286	857	198	97
7211	Power laundries, family and commercial* .....	—	—	—	—	—
7213	Linen supply* .....	—	—	—	—	—
7215	Coin-operated laundries and drycleaning .....	2	(D)	(D)	(D)	AA
7216	Drycleaning plants, except rug cleaning* .....	9	1 980	779	178	82
7217	Carpet and upholstery cleaning .....	2	(D)	(D)	(D)	AA
7218	Industrial laundriers* .....	—	—	—	—	—
7212, 9	Other laundry, cleaning, and garment services* .....	—	—	—	—	—
722	Photographic studios, portrait .....	5	795	160	35	17
723, 4	Beauty and barber shops .....	36	3 789	1 512	379	156
723	Beauty shops .....	35	(D)	(D)	(D)	CC
724	Barber shops .....	1	(D)	(D)	(D)	AA
725	Shoe repair shops and shoeshine parlors .....	1	(D)	(D)	(D)	AA
726	Funeral service and crematories .....	1	(D)	(D)	(D)	AA
729	Miscellaneous personal services .....	3	(D)	(D)	(D)	AA
<b>73</b>	<b>Business services</b> .....	<b>86</b>	<b>32 119</b>	<b>10 609</b>	<b>2 646</b>	<b>733</b>
731	Advertising .....	1	(D)	(D)	(D)	AA
732	Consumer credit reporting agencies, mercantile reporting agencies, and adjustment and collection agencies .....	1	(D)	(D)	(D)	AA
733	Mailing, reproduction, commercial art and photography, and stenographic services .....	6	502	142	32	18
734	Services to dwellings and other buildings .....	31	2 698	977	208	109
735	Miscellaneous equipment rental and leasing .....	6	3 441	736	169	28
736	Personnel supply services .....	4	(D)	(D)	(D)	CC
737	Computer programming, data processing, and other computer related services .....	15	(D)	(D)	(D)	CC
7371, 2, 3	Computer programming, prepackaged software, and integrated systems .....	11	(D)	(D)	(D)	BB
7374, 5, 6	Data processing services .....	2	(D)	(D)	(D)	CC
7377, 8, 9	Computer rental and leasing, maintenance, and related services, n.e.c. ....	2	(D)	(D)	(D)	AA
738	Miscellaneous business services .....	22	7 508	2 052	602	191
<b>75</b>	<b>Automotive repair, services, and parking</b> .....	<b>37</b>	<b>11 630</b>	<b>3 709</b>	<b>600</b>	<b>177</b>
751	Automotive rental and leasing, without drivers .....	2	(D)	(D)	(D)	AA
752	Automobile parking .....	—	—	—	—	—
753	Automotive repair shops .....	29	9 013	3 020	429	94
7532	Top, body, and upholstery repair shops and paint shops .....	7	3 424	1 463	52	13
7538	General automotive repair shops .....	13	2 876	783	177	42
7533, 4, 6, 7, 9	Other automotive repair shops .....	9	2 713	774	200	39
754	Automotive services, except repair .....	6	(D)	(D)	(D)	BB
<b>76</b>	<b>Miscellaneous repair services</b> .....	<b>24</b>	<b>7 929</b>	<b>2 320</b>	<b>721</b>	<b>121</b>
762	Electrical repair shops .....	12	2 768	900	376	49
7622	Radio and television repair shops .....	3	208	40	26	7
7623, 9	Other electrical and electronic repair shops .....	9	2 560	860	350	42
763	Watch, clock, and jewelry repair .....	—	—	—	—	—
764	Reupholstery and furniture repair .....	1	(D)	(D)	(D)	AA
769	Miscellaneous repair and related services .....	11	(D)	(D)	(D)	BB
<b>78, 79, 84</b>	<b>Amusement and recreation services, including motion pictures and museums</b> .....	<b>32</b>	<b>27 245</b>	<b>5 095</b>	<b>1 212</b>	<b>529</b>
781, 2	Motion picture production, distribution, and services .....	1	(D)	(D)	(D)	AA
783	Motion picture theaters .....	2	(D)	(D)	(D)	BB
784	Video tape rental .....	7	1 633	230	58	38
792	Theatrical producers (except motion picture), bands, orchestras, and entertainers .....	—	—	—	—	—
793	Bowling centers .....	3	(D)	(D)	(D)	BB
79 ex. 792, 3, 84	Commercial sports and other amusement and recreation services, including museums .....	19	15 686	3 165	767	310
<b>80</b>	<b>Health services</b> .....	<b>134</b>	<b>77 659</b>	<b>31 295</b>	<b>6 360</b>	<b>1 043</b>
801	Offices and clinics of doctors of medicine .....	49	39 660	17 753	3 257	387
802	Offices and clinics of dentists .....	35	12 761	3 949	862	176
803	Offices and clinics of doctors of osteopathy .....	5	2 226	792	173	32
804	Offices and clinics of other health practitioners .....	39	6 880	1 624	336	110
805	Nursing and personal care facilities .....	2	(D)	(D)	(D)	CC
806	Hospitals .....	1	(D)	(D)	(D)	BB
807, 8, 9	Other health services .....	3	(D)	(D)	(D)	AA
<b>81</b>	<b>Legal services</b> .....	<b>22</b>	<b>3 831</b>	<b>1 118</b>	<b>273</b>	<b>55</b>
<b>823, 4, 9</b>	<b>Selected educational services</b> .....	<b>8</b>	<b>3 885</b>	<b>1 127</b>	<b>249</b>	<b>63</b>

**Table 5. Summary Statistics for Firms Subject to Federal Income Tax for Places With 350 Establishments or More: 1992 — Con.**

[Includes only establishments with payroll. For meaning of abbreviations and symbols, see introductory text. For explanation of terms and comparability of 1987 and 1992 censuses, see appendix A. For information on geographic areas followed by ▲, see appendix F]

SIC code	Geographic area and kind of business or operation	Establishments (number)	Receipts (\$1,000)	Annual payroll (\$1,000)	First-quarter payroll (\$1,000)	Paid employees for pay period including March 12 (number)
<b>CHANDLER—Con.</b>						
<b>83</b>	<b>Social services</b> .....	<b>21</b>	<b>7 043</b>	<b>3 315</b>	<b>672</b>	<b>292</b>
835	Child day care services .....	15	4 653	2 056	451	234
832, 3, 6, 9	Other social services .....	6	2 390	1 259	221	58
<b>87 ex. 8733</b>	<b>Engineering, accounting, research, management, and related services (except noncommercial research organizations)</b> .....	<b>62</b>	<b>16 222</b>	<b>5 969</b>	<b>1 299</b>	<b>219</b>
871	Engineering, architectural, and surveying services .....	16	8 364	2 869	682	103
872	Accounting, auditing, and bookkeeping services .....	24	2 305	651	168	49
873 ex. 8733	Research, development, and testing services (except noncommercial research organizations) .....	6	2 204	1 087	234	39
874	Management and public relations services .....	16	3 349	1 362	215	28
<b>89</b>	<b>Services, n.e.c.</b> .....	<b>6</b>	<b>(D)</b>	<b>(D)</b>	<b>(D)</b>	<b>AA</b>
<b>FLAGSTAFF</b>						
	<b>Total</b> .....	<b>597</b>	<b>229 686</b>	<b>69 247</b>	<b>14 541</b>	<b>4 073</b>
<b>70 ex. 704</b>	<b>Hotels, rooming houses, camps, and other lodging places (except membership lodging)</b> .....	<b>63</b>	<b>54 878</b>	<b>10 788</b>	<b>2 315</b>	<b>1 017</b>
7011	Hotels and motels .....	58	53 046	10 597	2 277	998
7011 pt.	Hotels .....	24	33 653	6 441	1 501	551
7011 pt.	Motels, motor hotels, and tourist courts .....	34	19 393	4 156	776	447
702, 3	Other lodging places .....	5	1 832	191	38	19
<b>72</b>	<b>Personal services</b> .....	<b>52</b>	<b>8 282</b>	<b>2 648</b>	<b>622</b>	<b>293</b>
721	Laundry, cleaning, and garment services .....	20	(D)	(D)	(D)	CC
7211	Power laundries, family and commercial* .....	—	—	—	—	—
7213	Linen supply* .....	2	(D)	(D)	(D)	BB
7215	Coin-operated laundries and drycleaning .....	7	(D)	(D)	(D)	BB
7216	Drycleaning plants, except rug cleaning* .....	6	(D)	(D)	(D)	BB
7217	Carpet and upholstery cleaning .....	3	(D)	(D)	(D)	AA
7218	Industrial laundriers* .....	—	—	—	—	—
7212, 9	Other laundry, cleaning, and garment services* .....	2	(D)	(D)	(D)	AA
722	Photographic studios, portrait .....	5	443	62	13	14
723, 4	Beauty and barber shops .....	22	2 545	977	206	91
723	Beauty shops .....	22	2 545	977	206	91
724	Barber shops .....	—	—	—	—	—
725	Shoe repair shops and shoeshine parlors .....	1	(D)	(D)	(D)	AA
726	Funeral service and crematories .....	1	(D)	(D)	(D)	AA
729	Miscellaneous personal services .....	3	(D)	(D)	(D)	BB
<b>73</b>	<b>Business services</b> .....	<b>79</b>	<b>23 144</b>	<b>7 462</b>	<b>1 571</b>	<b>632</b>
731	Advertising .....	—	—	—	—	—
732	Consumer credit reporting agencies, mercantile reporting agencies, and adjustment and collection agencies .....	2	(D)	(D)	(D)	AA
733	Mailing, reproduction, commercial art and photography, and stenographic services .....	10	(D)	(D)	(D)	BB
734	Services to dwellings and other buildings .....	24	(D)	(D)	(D)	CC
735	Miscellaneous equipment rental and leasing .....	9	6 737	1 662	336	60
736	Personnel supply services .....	7	(D)	(D)	(D)	CC
737	Computer programming, data processing, and other computer related services .....	4	(D)	(D)	(D)	AA
7371, 2, 3	Computer programming, prepackaged software, and integrated systems .....	3	(D)	(D)	(D)	AA
7374, 5, 6	Data processing services .....	1	(D)	(D)	(D)	AA
7377, 8, 9	Computer rental and leasing, maintenance, and related services, n.e.c. ....	—	—	—	—	—
738	Miscellaneous business services .....	23	6 292	1 809	422	171
<b>75</b>	<b>Automotive repair, services, and parking</b> .....	<b>73</b>	<b>27 011</b>	<b>6 158</b>	<b>1 367</b>	<b>365</b>
751	Automotive rental and leasing, without drivers .....	5	6 952	1 179	261	82
752	Automobile parking .....	—	—	—	—	—
753	Automotive repair shops .....	50	16 578	4 117	925	202
7532	Top, body, and upholstery repair shops and paint shops .....	10	3 646	936	178	35
7538	General automotive repair shops .....	27	9 695	2 609	629	133
7533, 4, 6, 7, 9	Other automotive repair shops .....	13	3 237	572	118	34
754	Automotive services, except repair .....	18	3 481	862	181	81
<b>76</b>	<b>Miscellaneous repair services</b> .....	<b>27</b>	<b>6 259</b>	<b>1 669</b>	<b>439</b>	<b>113</b>
762	Electrical repair shops .....	9	2 668	777	222	52
7622	Radio and television repair shops .....	2	(D)	(D)	(D)	AA
7623, 9	Other electrical and electronic repair shops .....	7	(D)	(D)	(D)	BB
763	Watch, clock, and jewelry repair .....	—	—	—	—	—
764	Reupholstery and furniture repair .....	2	(D)	(D)	(D)	BB
769	Miscellaneous repair and related services .....	16	(D)	(D)	(D)	BB

**Table 5. Summary Statistics for Firms Subject to Federal Income Tax for Places With 350 Establishments or More: 1992 — Con.**

[Includes only establishments with payroll. For meaning of abbreviations and symbols, see introductory text. For explanation of terms and comparability of 1987 and 1992 censuses, see appendix A. For information on geographic areas followed by ▲, see appendix F]

SIC code	Geographic area and kind of business or operation	Establishments (number)	Receipts (\$1,000)	Annual payroll (\$1,000)	First-quarter payroll (\$1,000)	Paid employees for pay period including March 12 (number)
	<b>FLAGSTAFF—Con.</b>					
<b>78, 79, 84</b>	<b>Amusement and recreation services, including motion pictures and museums</b> .....	<b>31</b>	<b>20 189</b>	<b>5 378</b>	<b>870</b>	<b>373</b>
781, 2	Motion picture production, distribution, and services .....	—	—	—	—	—
783	Motion picture theaters .....	5	(D)	(D)	(D)	BB
784	Video tape rental .....	4	(D)	(D)	(D)	BB
792	Theatrical producers (except motion picture), bands, orchestras, and entertainers .....	1	(D)	(D)	(D)	AA
793	Bowling centers .....	2	(D)	(D)	(D)	BB
79 ex. 792, 3; 84	Commercial sports and other amusement and recreation services, including museums .....	19	14 137	4 377	628	242
<b>80</b>	<b>Health services</b> .....	<b>159</b>	<b>58 207</b>	<b>23 523</b>	<b>4 677</b>	<b>765</b>
801	Offices and clinics of doctors of medicine .....	65	34 984	16 140	3 089	319
802	Offices and clinics of dentists .....	38	9 287	2 886	637	188
803	Offices and clinics of doctors of osteopathy .....	4	637	252	44	7
804	Offices and clinics of other health practitioners .....	41	6 449	1 828	364	102
805	Nursing and personal care facilities .....	1	(D)	(D)	(D)	BB
806	Hospitals .....	1	(D)	(D)	(D)	BB
807, 8, 9	Other health services .....	9	(D)	(D)	(D)	BB
<b>81</b>	<b>Legal services</b> .....	<b>35</b>	<b>10 918</b>	<b>3 435</b>	<b>783</b>	<b>135</b>
<b>823, 4, 9</b>	<b>Selected educational services</b> .....	<b>3</b>	<b>(D)</b>	<b>(D)</b>	<b>(D)</b>	<b>BB</b>
<b>83</b>	<b>Social services</b> .....	<b>16</b>	<b>(D)</b>	<b>(D)</b>	<b>(D)</b>	<b>BB</b>
835	Child day care services .....	5	(D)	(D)	(D)	BB
832, 3, 6, 9	Other social services .....	11	(D)	(D)	(D)	BB
<b>87 ex. 8733</b>	<b>Engineering, accounting, research, management, and related services (except noncommercial research organizations)</b> .....	<b>55</b>	<b>13 394</b>	<b>5 142</b>	<b>1 161</b>	<b>230</b>
871	Engineering, architectural, and surveying services .....	13	4 754	2 065	462	83
872	Accounting, auditing, and bookkeeping services .....	23	(D)	(D)	(D)	BB
873 ex. 87333	Research, development, and testing services (except noncommercial research organizations) .....	3	(D)	(D)	(D)	AA
874	Management and public relations services .....	16	3 637	1 219	261	49
<b>89</b>	<b>Services, n.e.c.</b> .....	<b>4</b>	<b>(D)</b>	<b>(D)</b>	<b>(D)</b>	<b>BB</b>
	<b>GLENDALE</b>					
	<b>Total</b> .....	<b>822</b>	<b>351 136</b>	<b>133 921</b>	<b>29 806</b>	<b>7 211</b>
<b>70 ex. 704</b>	<b>Hotels, rooming houses, camps, and other lodging places (except membership lodging)</b> .....	<b>4</b>	<b>(D)</b>	<b>(D)</b>	<b>(D)</b>	<b>BB</b>
7011	Hotels and motels .....	3	(D)	(D)	(D)	BB
7011 pt. 7011 pt.	Hotels .....	—	—	—	—	—
	Motels, motor hotels, and tourist courts .....	3	(D)	(D)	(D)	BB
702, 3	Other lodging places .....	1	(D)	(D)	(D)	AA
<b>72</b>	<b>Personal services</b> .....	<b>107</b>	<b>15 837</b>	<b>5 644</b>	<b>1 546</b>	<b>744</b>
721	Laundry, cleaning, and garment services .....	30	4 439	1 390	382	139
7211	Power laundries, family and commercial* .....	—	—	—	—	—
7213	Linen supply* .....	1	(D)	(D)	(D)	AA
7215	Coin-operated laundries and drycleaning .....	8	(D)	(D)	(D)	BB
7216	Drycleaning plants, except rug cleaning* .....	12	1 851	581	145	51
7217	Carpet and upholstery cleaning .....	9	1 436	491	160	48
7218	Industrial laundriers* .....	—	—	—	—	—
7212, 9	Other laundry, cleaning, and garment services* .....	—	—	—	—	—
722	Photographic studios, portrait .....	4	(D)	(D)	(D)	BB
723, 4	Beauty and barber shops .....	61	5 471	2 478	641	264
723	Beauty shops .....	54	5 107	2 249	589	251
724	Barber shops .....	7	364	229	52	13
725	Shoe repair shops and shoeshine parlors .....	1	(D)	(D)	(D)	AA
726	Funeral service and crematories .....	3	(D)	(D)	(D)	BB
729	Miscellaneous personal services .....	8	2 072	830	333	268
<b>73</b>	<b>Business services</b> .....	<b>123</b>	<b>44 630</b>	<b>19 611</b>	<b>4 337</b>	<b>1 552</b>
731	Advertising .....	4	526	152	22	3
732	Consumer credit reporting agencies, mercantile reporting agencies, and adjustment and collection agencies .....	3	(D)	(D)	(D)	BB
733	Mailing, reproduction, commercial art and photography, and stenographic services .....	9	992	230	57	24
734	Services to dwellings and other buildings .....	46	18 929	11 001	2 380	1 062
735	Miscellaneous equipment rental and leasing .....	14	9 277	1 820	493	92
736	Personnel supply services .....	11	6 169	3 838	787	195
737	Computer programming, data processing, and other computer related services .....	11	1 200	406	88	21
7371, 2, 3	Computer programming, prepackaged software, and integrated systems .....	5	544	179	24	5
7374, 5, 6	Data processing services .....	3	(D)	(D)	(D)	AA
7377, 8, 9	Computer rental and leasing, maintenance, and related services, n.e.c. .....	3	(D)	(D)	(D)	AA
738	Miscellaneous business services .....	25	(D)	(D)	(D)	CC

**Table 5. Summary Statistics for Firms Subject to Federal Income Tax for Places With 350 Establishments or More: 1992 — Con.**

[Includes only establishments with payroll. For meaning of abbreviations and symbols, see introductory text. For explanation of terms and comparability of 1987 and 1992 censuses, see appendix A. For information on geographic areas followed by ▲, see appendix F]

SIC code	Geographic area and kind of business or operation	Establishments (number)	Receipts (\$1,000)	Annual payroll (\$1,000)	First-quarter payroll (\$1,000)	Paid employees for pay period including March 12 (number)
<b>GLENDALE—Con.</b>						
<b>75</b>	<b>Automotive repair, services, and parking -----</b>	<b>136</b>	<b>40 791</b>	<b>11 196</b>	<b>2 589</b>	<b>639</b>
751	Automotive rental and leasing, without drivers -----	9	7 149	1 383	319	71
752	Automobile parking -----	—	—	—	—	—
753	Automotive repair shops -----	112	31 605	9 188	2 136	482
7532	Top, body, and upholstery repair shops and paint shops -----	25	6 538	2 080	496	114
7538	General automotive repair shops -----	58	15 896	4 545	1 075	256
7533, 4, 6, 7, 9	Other automotive repair shops -----	29	9 171	2 563	565	112
754	Automotive services, except repair -----	15	2 037	625	134	86
<b>76</b>	<b>Miscellaneous repair services -----</b>	<b>41</b>	<b>8 990</b>	<b>2 331</b>	<b>528</b>	<b>141</b>
762	Electrical repair shops -----	11	2 493	688	159	44
7622	Radio and television repair shops -----	4	1 081	355	83	21
7623, 9	Other electrical and electronic repair shops -----	7	1 412	333	76	23
763	Watch, clock, and jewelry repair -----	—	—	—	—	—
764	Reupholstery and furniture repair -----	5	462	120	31	7
769	Miscellaneous repair and related services -----	25	6 035	1 523	338	90
<b>78, 79, 84</b>	<b>Amusement and recreation services, including motion pictures and museums -----</b>	<b>43</b>	<b>33 692</b>	<b>8 601</b>	<b>1 967</b>	<b>814</b>
781, 2	Motion picture production, distribution, and services -----	1	(D)	(D)	(D)	AA
783	Motion picture theaters -----	4	7 116	904	212	122
784	Video tape rental -----	16	(D)	(D)	(D)	BB
792	Theatrical producers (except motion picture), bands, orchestras, and entertainers -----	—	—	—	—	—
793	Bowling centers -----	4	4 064	1 095	263	109
79 ex. 792, 3, 84	Commercial sports and other amusement and recreation services, including museums -----	18	19 102	6 018	1 344	497
<b>80</b>	<b>Health services -----</b>	<b>245</b>	<b>160 226</b>	<b>65 242</b>	<b>14 044</b>	<b>2 256</b>
801	Offices and clinics of doctors of medicine -----	105	77 700	34 435	7 283	680
802	Offices and clinics of dentists -----	63	23 162	8 942	1 763	320
803	Offices and clinics of doctors of osteopathy -----	9	3 967	2 300	422	73
804	Offices and clinics of other health practitioners -----	47	13 249	4 275	930	207
805	Nursing and personal care facilities -----	4	(D)	(D)	(D)	FF
806	Hospitals -----	2	(D)	(D)	(D)	CC
807, 8, 9	Other health services -----	15	8 648	2 965	567	92
<b>81</b>	<b>Legal services -----</b>	<b>19</b>	<b>5 180</b>	<b>1 681</b>	<b>389</b>	<b>65</b>
<b>823, 4, 9</b>	<b>Selected educational services -----</b>	<b>9</b>	<b>6 037</b>	<b>2 199</b>	<b>512</b>	<b>120</b>
<b>83</b>	<b>Social services -----</b>	<b>32</b>	<b>15 447</b>	<b>6 127</b>	<b>1 414</b>	<b>579</b>
835	Child day care services -----	18	4 293	1 868	395	242
832, 3, 6, 9	Other social services -----	14	11 154	4 259	1 019	337
<b>87 ex. 8733</b>	<b>Engineering, accounting, research, management, and related services (except noncommercial research organizations) -----</b>	<b>62</b>	<b>19 310</b>	<b>11 092</b>	<b>2 428</b>	<b>270</b>
871	Engineering, architectural, and surveying services -----	18	11 578	7 983	1 755	114
872	Accounting, auditing, and bookkeeping services -----	24	3 777	1 896	452	84
873 ex. 8733	Research, development, and testing services (except noncommercial research organizations) -----	5	1 081	461	91	46
874	Management and public relations services -----	15	2 874	752	130	26
<b>89</b>	<b>Services, n.e.c. -----</b>	<b>1</b>	<b>(D)</b>	<b>(D)</b>	<b>(D)</b>	<b>AA</b>
<b>MESA</b>						
	<b>Total -----</b>	<b>2 071</b>	<b>974 707</b>	<b>367 684</b>	<b>80 602</b>	<b>18 571</b>
<b>70 ex. 704</b>	<b>Hotels, rooming houses, camps, and other lodging places (except membership lodging) -----</b>	<b>36</b>	<b>41 731</b>	<b>7 597</b>	<b>2 006</b>	<b>843</b>
7011	Hotels and motels -----	27	27 458	5 979	1 565	692
7011 pt.	Hotels -----	11	20 670	4 841	1 257	536
7011 pt.	Hotels, 25 guestrooms or more -----	11	20 670	4 841	1 257	536
7011 pt.	Hotels, less than 25 guestrooms -----	—	—	—	—	—
7011 pt.	Motels, motor hotels, and tourist courts -----	16	6 788	1 138	308	156
7011 pt.	Motels, tourist courts -----	13	4 660	794	196	114
7011 pt.	Motor hotels -----	3	2 128	344	112	42
702, 3	Other lodging places -----	9	14 273	1 618	441	151
702	Rooming and boarding houses -----	1	(D)	(D)	(D)	AA
703	Camps and recreational vehicle parks -----	8	(D)	(D)	(D)	CC

**Table 5. Summary Statistics for Firms Subject to Federal Income Tax for Places With 350 Establishments or More: 1992 — Con.**

[Includes only establishments with payroll. For meaning of abbreviations and symbols, see introductory text. For explanation of terms and comparability of 1987 and 1992 censuses, see appendix A. For information on geographic areas followed by ▲, see appendix F]

SIC code	Geographic area and kind of business or operation	Establishments (number)	Receipts (\$1,000)	Annual payroll (\$1,000)	First-quarter payroll (\$1,000)	Paid employees for pay period including March 12 (number)
<b>MESA—Con.</b>						
<b>72</b>	<b>Personal services .....</b>	<b>247</b>	<b>52 217</b>	<b>18 458</b>	<b>5 012</b>	<b>2 033</b>
721	Laundry, cleaning, and garment services .....	67	18 147	5 884	1 475	582
7211	Power laundries, family and commercial* .....	2	(D)	(D)	(D)	AA
7213	Linen supply* .....	—	—	—	—	—
7215	Coin-operated laundries and drycleaning .....	10	(D)	(D)	(D)	BB
7216	Drycleaning plants, except rug cleaning* .....	22	3 968	1 324	365	176
7217	Carpet and upholstery cleaning .....	21	3 121	1 137	249	146
7218	Industrial laundrers* .....	2	(D)	(D)	(D)	CC
7212, 9	Other laundry, cleaning, and garment services* .....	10	686	148	48	22
7212	Garment pressing, and agents for laundries and drycleaners .....	5	434	60	24	15
7219	Laundry and garment services, n.e.c.* .....	5	252	88	24	7
722	Photographic studios, portrait .....	18	4 335	1 320	347	145
723, 4	Beauty and barber shops .....	131	18 625	8 359	2 237	794
723	Beauty shops .....	125	18 096	8 066	2 152	770
724	Barber shops .....	6	529	293	85	24
725	Shoe repair shops and shoeshine parlors .....	5	214	62	17	6
726	Funeral service and crematories .....	8	4 059	964	240	62
729	Miscellaneous personal services .....	18	6 837	1 869	696	444
7291	Tax return preparation services .....	8	3 047	1 184	534	401
7299	Miscellaneous personal services, n.e.c. ....	10	3 790	685	162	43
<b>73</b>	<b>Business services .....</b>	<b>324</b>	<b>124 673</b>	<b>51 791</b>	<b>11 271</b>	<b>3 565</b>
731	Advertising .....	13	2 245	659	143	39
7311	Advertising agencies .....	9	1 737	623	130	29
7312	Outdoor advertising services .....	—	—	—	—	—
7313	Radio, television, publishers' advertising representatives .....	1	(D)	(D)	(D)	AA
7319	Advertising, n.e.c. ....	3	(D)	(D)	(D)	AA
732	Consumer credit reporting agencies, mercantile reporting agencies, and adjustment and collection agencies .....	6	807	252	60	13
7322	Adjustment and collection services .....	1	(D)	(D)	(D)	AA
7323	Credit reporting services .....	5	(D)	(D)	(D)	AA
733	Mailing, reproduction, commercial art and photography, and stenographic services .....	21	9 020	2 208	659	197
7331	Direct mail advertising services .....	5	3 048	747	272	62
7334	Photocopying and duplicating services .....	7	4 359	1 079	267	94
7335, 6	Commercial photography, art, and graphics .....	4	891	210	82	23
7335	Commercial photography .....	1	(D)	(D)	(D)	AA
7336	Commercial art and graphic design .....	3	(D)	(D)	(D)	AA
7338	Secretarial and court reporting services .....	5	722	172	38	18
734	Services to dwellings and other buildings .....	111	21 247	8 483	1 796	801
7342	Disinfecting and pest control services .....	29	12 008	4 358	849	235
7349	Building cleaning and maintenance services, n.e.c. ....	82	9 239	4 125	947	566
735	Miscellaneous equipment rental and leasing .....	28	15 672	4 187	921	207
7352	Medical equipment rental and leasing .....	3	2 148	744	164	33
7353	Heavy construction equipment rental and leasing .....	8	6 444	1 867	394	88
7359	Equipment rental and leasing, n.e.c. ....	17	7 080	1 576	363	86
736	Personnel supply services .....	24	23 729	18 210	3 368	1 540
7361	Employment agencies .....	4	1 249	937	172	276
7363	Help supply services .....	20	22 480	17 273	3 196	1 264
7363 pt.	Temporary help supply .....	15	14 962	12 000	2 178	925
7363 pt.	Help supply, except temporary .....	5	7 518	5 273	1 018	339
737	Computer programming, data processing, and other computer related services .....	43	26 310	8 627	2 019	230
7371, 2, 3	Computer programming, prepackaged software, and integrated systems .....	21	17 807	5 755	1 415	152
7371	Computer programming services .....	10	789	240	63	11
7372	Prepackaged software .....	8	15 464	5 132	1 268	122
7373	Computer integrated systems .....	3	1 554	383	84	19
7374, 5, 6	Data processing services .....	8	2 222	681	190	29
7374, 5	Computer processing, information retrieval .....	8	2 222	681	190	29
7376	Computer facilities management services .....	—	—	—	—	—
7377, 8, 9	Computer rental and leasing, maintenance, and related services, n.e.c. ....	14	6 281	2 191	414	49
7377	Computer rental and leasing .....	—	—	—	—	—
7378	Computer maintenance and repair .....	6	3 125	638	115	23
7379	Computer related services, n.e.c. ....	8	3 156	1 553	299	26
738	Miscellaneous business services .....	78	25 643	9 165	2 305	538
7381, 2	Detective agencies and protective services .....	14	1 885	822	213	112
7381	Detective, guard, and armored car services .....	11	(D)	(D)	(D)	BB
7382	Security systems services .....	3	(D)	(D)	(D)	AA
7383	News syndicates .....	—	—	—	—	—
7384	Photofinishing laboratories* .....	7	912	196	48	20
7389	Business services, n.e.c. ....	57	22 846	8 147	2 044	406
7389 pt.	Sign painting shops .....	4	655	147	34	12
7389 pt.	Interior designing .....	3	743	88	21	6
7389 pt.	Telephone answering services .....	1	(D)	(D)	(D)	AA
7389 pt.	Other business services .....	49	(D)	(D)	(D)	EE

**Table 5. Summary Statistics for Firms Subject to Federal Income Tax for Places With 350 Establishments or More: 1992 — Con.**

[Includes only establishments with payroll. For meaning of abbreviations and symbols, see introductory text. For explanation of terms and comparability of 1987 and 1992 censuses, see appendix A. For information on geographic areas followed by ▲, see appendix F]

SIC code	Geographic area and kind of business or operation	Establishments (number)	Receipts (\$1,000)	Annual payroll (\$1,000)	First-quarter payroll (\$1,000)	Paid employees for pay period including March 12 (number)
<b>MESA—Con.</b>						
<b>75</b>	<b>Automotive repair, services, and parking</b> .....	<b>211</b>	<b>104 591</b>	<b>25 006</b>	<b>6 073</b>	<b>1 542</b>
751	Automotive rental and leasing, without drivers .....	6	(D)	(D)	(D)	EE
7513	Truck rental and leasing, without drivers .....	2	(D)	(D)	(D)	AA
7514, 5	Passenger car rental and leasing .....	3	(D)	(D)	(D)	CC
7514	Passenger car rental .....	3	(D)	(D)	(D)	CC
7515	Passenger car leasing .....	—	—	—	—	—
7519	Utility trailer and recreational vehicle rental .....	1	(D)	(D)	(D)	AA
752	Automobile parking .....	—	—	—	—	—
753	Automotive repair shops .....	162	61 490	16 274	3 964	896
7532	Top, body, and upholstery repair shops and paint shops .....	30	16 237	5 409	1 342	246
7532 pt.	Top and body repair shops .....	27	14 654	4 680	1 151	214
7532 pt.	Paint shops .....	3	1 583	729	191	32
7538	General automotive repair shops .....	86	26 838	6 665	1 621	427
7538 pt.	General automotive repair shops, except diesel .....	83	(D)	(D)	(D)	EE
7538 pt.	Diesel repair shops .....	3	(D)	(D)	(D)	AA
7533, 4, 6, 7, 9	Other automotive repair shops .....	46	18 415	4 200	1 001	223
7533	Automotive exhaust system repair shops .....	8	(D)	(D)	(D)	BB
7534	Tire retreading and repair shops .....	2	(D)	(D)	(D)	AA
7536	Automotive glass replacement shops .....	9	5 374	1 025	290	58
7537	Automotive transmission repair shops .....	11	3 239	1 051	220	47
7539	Automotive repair shops, n.e.c. .....	16	(D)	(D)	(D)	BB
7539 pt.	Radiator repair .....	5	2 126	451	96	23
7539 pt.	Brake, front end, and wheel alignment .....	6	1 537	469	107	29
7539 pt.	Automotive electrical and fuel system services .....	3	1 057	226	59	12
7539 pt.	Other automotive repair shops, n.e.c. .....	2	(D)	(D)	(D)	AA
754	Automotive services, except repair .....	43	(D)	(D)	(D)	EE
7542	Carwashes .....	25	7 732	2 054	789	309
7549	Automotive services, except repair and carwashes .....	18	(D)	(D)	(D)	BB
<b>76</b>	<b>Miscellaneous repair services</b> .....	<b>95</b>	<b>26 212</b>	<b>9 269</b>	<b>2 202</b>	<b>531</b>
762	Electrical repair shops .....	36	16 095	6 508	1 593	349
7622	Radio and television repair shops .....	7	757	253	57	12
7623, 9	Other electrical and electronic repair shops .....	29	15 338	6 255	1 536	337
7623	Refrigeration and air-conditioning service and repair shops .....	9	2 392	591	131	28
7629	Electrical and electronic repair shops, n.e.c. .....	20	12 946	5 664	1 405	309
763	Watch, clock, and jewelry repair .....	4	(D)	(D)	(D)	AA
764	Reupholstery and furniture repair .....	9	(D)	(D)	(D)	BB
769	Miscellaneous repair and related services .....	46	8 593	2 295	487	145
7692	Welding repair .....	1	(D)	(D)	(D)	AA
7694	Armature rewinding shops .....	3	439	165	36	10
7699	Repair shops and related services, n.e.c. .....	42	(D)	(D)	(D)	CC
<b>78, 79, 84</b>	<b>Amusement and recreation services, including motion pictures and museums</b> .....	<b>96</b>	<b>52 554</b>	<b>12 105</b>	<b>2 876</b>	<b>1 349</b>
781, 2	Motion picture production, distribution, and services .....	3	1 095	233	50	13
783	Motion picture theaters .....	11	12 487	1 703	408	244
7832	Motion picture theaters, except drive-in .....	11	12 487	1 703	408	244
7833	Drive-in motion picture theaters .....	—	—	—	—	—
784	Video tape rental .....	19	5 593	917	199	122
792	Theatrical producers (except motion picture), bands, orchestras, and entertainers .....	4	137	12	5	4
7922	Theatrical producers (except motion picture) and miscellaneous theatrical services .....	—	—	—	—	—
7929	Bands, orchestras, actors, and other entertainers and entertainment groups .....	4	137	12	5	4
793	Bowling centers .....	4	3 997	1 374	329	127
79 ex. 792, 3; 84	Commercial sports and other amusement and recreation services, including museums .....	55	29 245	7 866	1 885	839
794	Commercial sports .....	2	(D)	(D)	(D)	AA
7941	Professional sports clubs, managers, promoters .....	2	(D)	(D)	(D)	AA
7948	Racing, including track operation .....	—	—	—	—	—
79 ex. 792, 3, 4; 84	Other amusement and recreation services, including museums .....	53	(D)	(D)	(D)	FF
791	Dance studios, schools, and halls .....	9	923	265	62	71
7991	Physical fitness facilities .....	10	2 986	847	168	109
7992	Public golf courses .....	5	8 116	1 613	419	183
7993	Coin-operated amusement devices .....	5	1 837	278	60	16
7996	Amusement parks .....	2	(D)	(D)	(D)	BB
7997	Membership sports and recreation clubs .....	6	6 675	2 706	688	183
7999, 84	Amusement and recreation services, including museums, n.e.c. .....	16	(D)	(D)	(D)	CC
7999 pt.	Concession operators of amusement devices and rides .....	—	—	—	—	—
7999 pt.	Carnivals, circuses, and fairs .....	1	(D)	(D)	(D)	BB
7999 pt., 84	Other recreation and amusements, including museums .....	15	(D)	(D)	(D)	CC



**Table 5. Summary Statistics for Firms Subject to Federal Income Tax for Places With 350 Establishments or More: 1992 — Con.**

[Includes only establishments with payroll. For meaning of abbreviations and symbols, see introductory text. For explanation of terms and comparability of 1987 and 1992 censuses, see appendix A. For information on geographic areas followed by ▲, see appendix F]

SIC code	Geographic area and kind of business or operation	Establishments (number)	Receipts (\$1,000)	Annual payroll (\$1,000)	First-quarter payroll (\$1,000)	Paid employees for pay period including March 12 (number)
<b>MESA—Con.</b>						
<b>80</b>	<b>Health services</b> -----	<b>631</b>	<b>419 992</b>	<b>176 222</b>	<b>35 829</b>	<b>5 550</b>
801	Offices and clinics of doctors of medicine -----	236	179 633	84 500	16 025	1 507
8011 pt.	Offices of doctors of medicine -----	228	149 917	73 672	13 955	1 289
8011 pt.	General medical clinics -----	8	29 716	10 828	2 070	218
802	Offices and clinics of dentists -----	140	48 350	18 910	4 049	766
803	Offices and clinics of doctors of osteopathy -----	47	(D)	(D)	(D)	CC
804	Offices and clinics of other health practitioners -----	149	34 656	11 723	2 589	505
8041	Offices and clinics of chiropractors -----	84	14 717	4 202	934	234
8042	Offices and clinics of optometrists -----	17	4 087	1 017	211	53
8043	Offices and clinics of podiatrists -----	17	5 513	2 629	553	82
8049	Offices and clinics of health practitioners, n.e.c. -----	31	10 339	3 875	891	136
805	Nursing and personal care facilities -----	13	39 539	17 885	4 263	1 253
8051	Skilled nursing care facilities -----	10	(D)	(D)	(D)	GG
8052	Intermediate care facilities -----	2	(D)	(D)	(D)	BB
8059	Nursing and personal care facilities, n.e.c. -----	1	(D)	(D)	(D)	AA
806	Hospitals -----	2	(D)	(D)	(D)	FF
8062	General medical and surgical hospitals -----	1	(D)	(D)	(D)	FF
8063, 9	Specialty hospitals -----	1	(D)	(D)	(D)	CC
807, 8, 9	Other health services -----	44	(D)	(D)	(D)	EE
807	Medical and dental laboratories -----	28	24 709	7 222	1 265	245
8071	Medical laboratories -----	15	22 071	6 288	1 012	189
8072	Dental laboratories -----	13	2 638	934	253	56
808	Home health care services -----	4	(D)	(D)	(D)	BB
809	Miscellaneous health and allied services, n.e.c. -----	12	(D)	(D)	(D)	CC
8092	Kidney dialysis centers -----	—	—	—	—	—
8093	Specialty outpatient facilities, n.e.c. -----	10	8 336	3 519	716	118
8099	Health and allied services, n.e.c. -----	2	(D)	(D)	(D)	AA
<b>81</b>	<b>Legal services</b> -----	<b>120</b>	<b>45 684</b>	<b>17 426</b>	<b>3 389</b>	<b>556</b>
<b>823, 4, 9</b>	<b>Selected educational services</b> -----	<b>11</b>	<b>1 871</b>	<b>768</b>	<b>201</b>	<b>71</b>
823	Libraries -----	—	—	—	—	—
824	Vocational schools -----	3	991	494	124	31
829	Schools and educational services, n.e.c. -----	8	880	274	77	40
<b>83</b>	<b>Social services</b> -----	<b>70</b>	<b>17 289</b>	<b>7 797</b>	<b>1 930</b>	<b>796</b>
835	Child day care services -----	43	10 019	4 310	1 022	562
832, 3, 6, 9	Other social services -----	27	7 270	3 487	908	234
<b>87 ex. 8733</b>	<b>Engineering, accounting, research, management, and related services (except noncommercial research organizations)</b> -----	<b>223</b>	<b>86 787</b>	<b>40 905</b>	<b>9 761</b>	<b>1 722</b>
871	Engineering, architectural, and surveying services -----	48	20 235	8 220	1 735	232
8711	Engineering services -----	29	13 405	5 381	1 053	150
8712	Architectural services -----	14	6 162	2 467	614	69
8713	Surveying services -----	5	668	372	68	13
872	Accounting, auditing, and bookkeeping services -----	98	17 286	7 062	1 726	401
873 ex. 8733	Research, development, and testing services (except noncommercial research organizations) -----	9	10 346	5 273	1 090	262
8731	Commercial physical and biological research -----	2	(D)	(D)	(D)	AA
8732	Commercial economic, sociological, and educational research -----	4	1 281	566	109	72
8734	Testing laboratories -----	3	(D)	(D)	(D)	CC
874	Management and public relations services -----	68	38 920	20 350	5 210	827
8741	Management services -----	21	13 681	6 390	1 708	311
8742	Management consulting services -----	31	6 482	2 276	430	80
8743	Public relations services -----	4	(D)	(D)	(D)	BB
8744	Facilities support management services -----	1	(D)	(D)	(D)	EE
8748	Business consulting services, n.e.c. -----	11	(D)	(D)	(D)	AA
<b>89</b>	<b>Services, n.e.c.</b> -----	<b>7</b>	<b>1 106</b>	<b>340</b>	<b>52</b>	<b>13</b>
<b>PHOENIX</b>						
	<b>Total</b> -----	<b>9 672</b>	<b>7 093 233</b>	<b>2 799 380</b>	<b>636 244</b>	<b>124 965</b>
<b>70 ex. 704</b>	<b>Hotels, rooming houses, camps, and other lodging places (except membership lodging)</b> -----	<b>139</b>	<b>432 058</b>	<b>136 412</b>	<b>35 402</b>	<b>11 870</b>
7011	Hotels and motels -----	120	425 790	135 354	35 137	11 684
7011 pt.	Hotels -----	70	397 251	128 827	33 800	10 882
7011 pt.	Hotels, 25 guestrooms or more -----	66	(D)	(D)	(D)	JJ
7011 pt.	Hotels, less than 25 guestrooms -----	4	(D)	(D)	(D)	BB
7011 pt.	Motels, motor hotels, and tourist courts -----	50	28 539	6 527	1 337	802
7011 pt.	Motels, tourist courts -----	38	20 791	4 912	895	580
7011 pt.	Motor hotels -----	12	7 748	1 615	442	222
702, 3	Other lodging places -----	19	6 268	1 058	265	186
702	Rooming and boarding houses -----	5	1 138	227	55	32
703	Camps and recreational vehicle parks -----	14	5 130	831	210	154

**Table 5. Summary Statistics for Firms Subject to Federal Income Tax for Places With 350 Establishments or More: 1992 — Con.**

[Includes only establishments with payroll. For meaning of abbreviations and symbols, see introductory text. For explanation of terms and comparability of 1987 and 1992 censuses, see appendix A. For information on geographic areas followed by ▲, see appendix F]

SIC code	Geographic area and kind of business or operation	Establishments (number)	Receipts (\$1,000)	Annual payroll (\$1,000)	First-quarter payroll (\$1,000)	Paid employees for pay period including March 12 (number)
<b>PHOENIX—Con.</b>						
<b>72</b>	<b>Personal services</b> .....	<b>802</b>	<b>238 113</b>	<b>82 944</b>	<b>19 997</b>	<b>7 273</b>
721	Laundry, cleaning, and garment services .....	233	111 184	34 409	8 142	2 574
7211	Power laundries, family and commercial* .....	6	(D)	(D)	(D)	CC
7213	Linen supply* .....	7	(D)	(D)	(D)	FF
7215	Coin-operated laundries and drycleaning .....	44	18 201	2 494	639	192
7216	Drycleaning plants, except rug cleaning* .....	76	23 814	9 470	2 189	745
7217	Carpet and upholstery cleaning .....	57	10 015	3 149	758	243
7218	Industrial launderers* .....	8	19 277	6 610	1 430	340
7212, 9	Other laundry, cleaning, and garment services* .....	35	4 543	1 352	307	151
7212	Garment pressing, and agents for laundries and drycleaners .....	14	1 374	271	57	40
7219	Laundry and garment services, n.e.c.* .....	21	3 169	1 081	250	111
722	Photographic studios, portrait .....	51	16 480	5 865	1 323	504
723, 4	Beauty and barber shops .....	380	55 133	23 990	5 923	2 245
723	Beauty shops .....	354	52 893	23 075	5 693	2 168
724	Barber shops .....	26	2 240	915	230	77
725	Shoe repair shops and shoeshine parlors .....	17	1 383	330	83	27
726	Funeral service and crematories .....	19	13 212	4 355	1 049	192
729	Miscellaneous personal services .....	102	40 721	13 995	3 477	1 731
7291	Tax return preparation services .....	29	7 210	2 961	1 043	770
7299	Miscellaneous personal services, n.e.c. ....	73	33 511	11 034	2 434	961
<b>73</b>	<b>Business services</b> .....	<b>2 010</b>	<b>1 644 005</b>	<b>655 517</b>	<b>154 973</b>	<b>40 150</b>
731	Advertising .....	123	77 627	23 392	5 707	764
7311	Advertising agencies .....	89	43 062	14 825	3 802	440
7312	Outdoor advertising services .....	6	(D)	(D)	(D)	BB
7313	Radio, television, publishers' advertising representatives .....	4	3 733	1 100	314	94
7319	Advertising, n.e.c. ....	24	(D)	(D)	(D)	CC
732	Consumer credit reporting agencies, mercantile reporting agencies, and adjustment and collection agencies .....	65	84 585	32 077	8 385	1 755
7322	Adjustment and collection services .....	44	(D)	(D)	(D)	GG
7323	Credit reporting services .....	21	(D)	(D)	(D)	EE
733	Mailing, reproduction, commercial art and photography, and stenographic services .....	239	119 951	32 368	7 703	1 513
7331	Direct mail advertising services .....	26	42 152	8 253	1 945	384
7334	Photocopying and duplicating services .....	37	28 484	8 823	2 312	482
7335, 6	Commercial photography, art, and graphics .....	109	33 545	10 786	2 363	415
7335	Commercial photography .....	21	5 341	2 193	490	101
7336	Commercial art and graphic design .....	88	28 204	8 593	1 873	314
7338	Secretarial and court reporting services .....	67	15 770	4 506	1 083	232
734	Services to dwellings and other buildings .....	346	104 741	48 613	11 162	4 705
7342	Disinfecting and pest control services .....	93	30 195	11 991	2 555	643
7349	Building cleaning and maintenance services, n.e.c. ....	253	74 546	36 622	8 607	4 062
735	Miscellaneous equipment rental and leasing .....	140	129 746	35 643	8 248	1 580
7352	Medical equipment rental and leasing .....	15	20 480	3 890	888	135
7353	Heavy construction equipment rental and leasing .....	24	35 668	10 728	2 441	445
7359	Equipment rental and leasing, n.e.c. ....	101	73 598	21 025	4 919	1 000
736	Personnel supply services .....	211	282 648	208 095	48 610	17 196
7361	Employment agencies .....	74	30 159	17 852	5 257	1 507
7363	Help supply services .....	137	252 489	190 243	43 353	15 689
7363 pt.	Temporary help supply .....	107	178 141	133 966	30 709	10 429
7363 pt.	Help supply, except temporary .....	30	74 348	56 277	12 644	5 260
737	Computer programming, data processing, and other computer related services .....	381	495 711	151 992	35 871	3 977
7371, 2, 3	Computer programming, prepackaged software, and integrated systems .....	212	295 833	101 438	23 727	2 271
7371	Computer programming services .....	139	94 991	50 908	12 031	1 178
7372	Prepackaged software .....	46	105 064	19 737	4 561	350
7373	Computer integrated systems .....	27	95 778	30 793	7 135	743
7374, 5, 6	Data processing services .....	68	(D)	(D)	(D)	FF
7374, 5	Computer processing, information retrieval .....	67	90 038	20 253	5 240	915
7376	Computer facilities management services .....	1	(D)	(D)	(D)	AA
7377, 8, 9	Computer rental and leasing, maintenance, and related services, n.e.c. ....	101	(D)	(D)	(D)	FF
7377	Computer rental and leasing .....	10	(D)	(D)	(D)	BB
7378	Computer maintenance and repair .....	37	(D)	(D)	(D)	EE
7379	Computer related services, n.e.c. ....	54	22 700	12 586	2 725	284
738	Miscellaneous business services .....	505	348 996	123 337	29 287	8 660
7381, 2	Detective agencies and protective services .....	101	93 731	47 274	11 030	3 763
7381	Detective, guard, and armored car services .....	76	59 250	36 052	8 148	3 237
7382	Security systems services .....	25	34 481	11 222	2 882	526
7383	News syndicates .....	4	(D)	(D)	(D)	BB
7384	Photofinishing laboratories* .....	50	(D)	(D)	(D)	EE
7389	Business services, n.e.c. ....	350	219 332	67 893	16 280	4 445
7389 pt.	Sign painting shops .....	9	2 107	740	192	44
7389 pt.	Interior designing .....	26	7 748	1 412	308	69
7389 pt.	Telephone answering services .....	25	6 407	3 136	775	323
7389 pt.	Other business services .....	290	203 070	62 605	15 005	4 009

**Table 5. Summary Statistics for Firms Subject to Federal Income Tax for Places With 350 Establishments or More: 1992 — Con.**

[Includes only establishments with payroll. For meaning of abbreviations and symbols, see introductory text. For explanation of terms and comparability of 1987 and 1992 censuses, see appendix A. For information on geographic areas followed by ▲, see appendix F]

SIC code	Geographic area and kind of business or operation	Establishments (number)	Receipts (\$1,000)	Annual payroll (\$1,000)	First-quarter payroll (\$1,000)	Paid employees for pay period including March 12 (number)
<b>PHOENIX—Con.</b>						
<b>75</b>	<b>Automotive repair, services, and parking</b> .....	<b>899</b>	<b>623 359</b>	<b>121 722</b>	<b>28 445</b>	<b>7 326</b>
751	Automotive rental and leasing, without drivers .....	69	344 469	42 256	10 419	2 166
7513	Truck rental and leasing, without drivers .....	34	(D)	(D)	(D)	FF
7514, 5	Passenger car rental and leasing .....	34	196 994	26 265	6 491	1 536
7514	Passenger car rental .....	29	195 748	26 129	6 457	1 525
7515	Passenger car leasing .....	5	1 246	136	34	11
7519	Utility trailer and recreational vehicle rental .....	1	(D)	(D)	(D)	AA
752	Automobile parking .....	82	17 273	4 254	1 047	430
753	Automotive repair shops .....	615	208 765	58 271	13 304	2 936
7532	Top, body, and upholstery repair shops and paint shops .....	136	46 688	13 387	2 977	694
7532 pt.	Top and body repair shops .....	123	41 673	11 888	2 746	614
7532 pt.	Paint shops .....	13	5 015	1 499	231	80
7538	General automotive repair shops .....	325	95 787	26 247	5 988	1 274
7538 pt.	General automotive repair shops, except diesel .....	300	85 183	23 008	5 264	1 116
7538 pt.	Diesel repair shops .....	25	10 604	3 239	724	158
7533, 4, 6, 7, 9	Other automotive repair shops .....	154	66 290	18 637	4 339	968
7533	Automotive exhaust system repair shops .....	10	2 871	669	141	31
7534	Tire retreading and repair shops .....	12	11 164	2 020	500	99
7536	Automotive glass replacement shops .....	22	14 813	4 049	1 055	237
7537	Automotive transmission repair shops .....	38	9 486	2 723	680	160
7539	Automotive repair shops, n.e.c. ....	72	27 956	9 176	1 963	441
7539 pt.	Radiator repair .....	18	5 689	1 397	341	87
7539 pt.	Brake, front end, and wheel alignment .....	19	7 094	2 210	541	104
7539 pt.	Automotive electrical and fuel system services .....	28	10 073	4 601	889	202
7539 pt.	Other automotive repair shops, n.e.c. ....	7	5 100	968	192	48
754	Automotive services, except repair .....	133	52 852	16 941	3 675	1 794
7542	Carwashes .....	70	21 092	7 567	1 801	1 192
7549	Automotive services, except repair and carwashes .....	63	31 760	9 374	1 874	602
<b>76</b>	<b>Miscellaneous repair services</b> .....	<b>345</b>	<b>203 576</b>	<b>59 100</b>	<b>14 611</b>	<b>2 570</b>
762	Electrical repair shops .....	114	59 631	19 028	4 431	839
7622	Radio and television repair shops .....	25	13 356	4 053	961	157
7623, 9	Other electrical and electronic repair shops .....	89	46 275	14 975	3 470	682
7623	Refrigeration and air-conditioning service and repair shops .....	22	12 707	3 905	822	135
7629	Electrical and electronic repair shops, n.e.c. ....	67	33 568	11 070	2 648	547
763	Watch, clock, and jewelry repair .....	5	336	108	23	7
764	Reupholstery and furniture repair .....	38	6 709	2 291	524	229
769	Miscellaneous repair and related services .....	188	136 900	37 673	9 633	1 495
7692	Welding repair .....	11	4 601	1 667	410	63
7694	Armature rewinding shops .....	14	22 208	6 230	1 432	209
7699	Repair shops and related services, n.e.c. ....	163	110 091	29 776	7 791	1 223
<b>78, 79, 84</b>	<b>Amusement and recreation services, including motion pictures and museums</b> .....	<b>360</b>	<b>290 040</b>	<b>79 884</b>	<b>22 462</b>	<b>5 211</b>
781, 2	Motion picture production, distribution, and services .....	40	40 336	9 445	2 191	370
783	Motion picture theaters .....	19	30 205	3 760	892	416
7832	Motion picture theaters, except drive-in .....	19	30 205	3 760	892	416
7833	Drive-in motion picture theaters .....	—	—	—	—	—
784	Video tape rental .....	72	23 554	3 860	959	499
792	Theatrical producers (except motion picture), bands, orchestras, and entertainers .....	31	11 500	2 715	714	187
7922	Theatrical producers (except motion picture) and miscellaneous theatrical services .....	15	6 247	1 698	477	133
7929	Bands, orchestras, actors, and other entertainers and entertainment groups .....	16	5 253	1 017	237	54
793	Bowling centers .....	12	9 653	2 576	646	283
79 ex. 792, 3, 84	Commercial sports and other amusement and recreation services, including museums .....	186	174 792	57 528	17 060	3 456
794	Commercial sports .....	17	65 680	27 474	9 854	1 012
7941	Professional sports clubs, managers, promoters .....	8	(D)	(D)	(D)	CC
7948	Racing, including track operation .....	9	(D)	(D)	(D)	FF
79 ex. 792, 3, 4, 84	Other amusement and recreation services, including museums .....	169	109 112	30 054	7 206	2 444
791	Dance studios, schools, and halls .....	18	3 820	1 394	363	147
7991	Physical fitness facilities .....	37	19 937	5 466	1 266	517
7992	Public golf courses .....	13	20 649	5 464	1 369	446
7993	Coin-operated amusement devices .....	16	5 219	1 003	238	96
7996	Amusement parks .....	3	(D)	(D)	(D)	BB
7997	Membership sports and recreation clubs .....	17	29 001	10 746	2 795	684
7999, 84	Amusement and recreation services, including museums, n.e.c. ....	65	(D)	(D)	(D)	FF
7999 pt.	Concession operators of amusement devices and rides .....	3	(D)	(D)	(D)	BB
7999 pt.	Carnivals, circuses, and fairs .....	—	—	—	—	—
7999 pt., 84	Other recreation and amusements, including museums .....	62	24 607	4 637	1 028	479

**Table 5. Summary Statistics for Firms Subject to Federal Income Tax for Places With 350 Establishments or More: 1992 — Con.**

[Includes only establishments with payroll. For meaning of abbreviations and symbols, see introductory text. For explanation of terms and comparability of 1987 and 1992 censuses, see appendix A. For information on geographic areas followed by ▲, see appendix F]

SIC code	Geographic area and kind of business or operation	Establishments (number)	Receipts (\$1,000)	Annual payroll (\$1,000)	First-quarter payroll (\$1,000)	Paid employees for pay period including March 12 (number)
<b>PHOENIX—Con.</b>						
<b>80</b>	<b>Health services</b> .....	<b>2 325</b>	<b>1 644 453</b>	<b>732 456</b>	<b>153 776</b>	<b>19 359</b>
801	Offices and clinics of doctors of medicine .....	1 128	910 422	446 516	87 512	7 613
8011 pt.	Offices of doctors of medicine .....	1 097	741 449	388 958	74 626	6 362
8011 pt.	General medical clinics .....	31	168 973	57 558	12 886	1 251
802	Offices and clinics of dentists .....	438	151 689	61 750	13 515	2 229
803	Offices and clinics of doctors of osteopathy .....	113	55 253	25 303	5 374	596
804	Offices and clinics of other health practitioners .....	409	97 048	37 093	8 213	1 422
8041	Offices and clinics of chiropractors .....	197	46 234	15 609	3 453	642
8042	Offices and clinics of optometrists .....	41	10 084	2 273	509	127
8043	Offices and clinics of podiatrists .....	30	7 473	3 092	716	97
8049	Offices and clinics of health practitioners, n.e.c. ....	141	33 257	16 119	3 535	556
805	Nursing and personal care facilities .....	30	64 777	30 686	7 466	2 002
8051	Skilled nursing care facilities .....	21	58 914	27 816	6 811	1 818
8052	Intermediate care facilities .....	4	(D)	(D)	(D)	BB
8059	Nursing and personal care facilities, n.e.c. ....	5	(D)	(D)	(D)	CC
806	Hospitals .....	5	165 744	55 893	14 770	2 201
8062	General medical and surgical hospitals .....	3	(D)	(D)	(D)	GG
8063, 9	Specialty hospitals .....	2	(D)	(D)	(D)	EE
807, 8, 9	Other health services .....	202	199 520	75 215	16 926	3 296
807	Medical and dental laboratories .....	84	89 686	33 262	6 819	922
8071	Medical laboratories .....	40	79 298	29 180	5 891	723
8072	Dental laboratories .....	44	10 388	4 082	928	199
808	Home health care services .....	35	43 374	18 281	4 650	1 243
809	Miscellaneous health and allied services, n.e.c. ....	83	66 460	23 672	5 457	1 131
8092	Kidney dialysis centers .....	6	(D)	(D)	(D)	BB
8093	Specialty outpatient facilities, n.e.c. ....	50	40 129	13 692	3 399	744
8099	Health and allied services, n.e.c. ....	27	(D)	(D)	(D)	EE
<b>81</b>	<b>Legal services</b> .....	<b>963</b>	<b>816 663</b>	<b>402 507</b>	<b>85 765</b>	<b>8 343</b>
<b>823, 4, 9</b>	<b>Selected educational services</b> .....	<b>104</b>	<b>72 461</b>	<b>28 139</b>	<b>6 587</b>	<b>1 408</b>
823	Libraries .....	1	(D)	(D)	(D)	AA
824	Vocational schools .....	43	59 122	23 047	5 330	1 085
829	Schools and educational services, n.e.c. ....	60	(D)	(D)	(D)	EE
<b>83</b>	<b>Social services</b> .....	<b>266</b>	<b>107 123</b>	<b>44 046</b>	<b>9 713</b>	<b>3 498</b>
835	Child day care services .....	141	35 188	14 230	3 301	1 869
832, 3, 6, 9	Other social services .....	125	71 935	29 816	6 412	1 629
<b>87 ex. 8733</b>	<b>Engineering, accounting, research, management, and related services (except noncommercial research organizations)</b> .....	<b>1 401</b>	<b>999 434</b>	<b>449 575</b>	<b>102 785</b>	<b>17 725</b>
871	Engineering, architectural, and surveying services .....	417	377 830	176 788	42 042	4 970
8711	Engineering services .....	269	271 167	132 605	31 510	3 761
8712	Architectural services .....	132	101 105	41 046	9 746	1 066
8713	Surveying services .....	16	5 558	3 137	786	143
872	Accounting, auditing, and bookkeeping services .....	485	279 538	141 586	31 951	7 857
873 ex. 8733	Research, development, and testing services (except noncommercial research organizations) .....	71	103 038	41 888	9 674	1 917
8731	Commercial physical and biological research .....	8	7 745	4 934	1 145	110
8732	Commercial economic, sociological, and educational research .....	35	59 305	24 300	5 371	1 264
8734	Testing laboratories .....	28	35 988	12 654	3 158	543
874	Management and public relations services .....	428	239 028	89 313	19 118	2 981
8741	Management services .....	127	125 905	49 109	10 471	1 719
8742	Management consulting services .....	205	69 331	27 267	6 150	808
8743	Public relations services .....	33	6 925	2 434	521	91
8744	Facilities support management services .....	—	—	—	—	—
8748	Business consulting services, n.e.c. ....	63	36 867	10 503	1 976	363
<b>89</b>	<b>Services, n.e.c.</b> .....	<b>58</b>	<b>21 948</b>	<b>7 078</b>	<b>1 728</b>	<b>232</b>
<b>PRESCOTT</b>						
	<b>Total</b> .....	<b>437</b>	<b>133 273</b>	<b>43 346</b>	<b>8 676</b>	<b>2 685</b>
<b>70 ex. 704</b>	<b>Hotels, rooming houses, camps, and other lodging places (except membership lodging)</b> .....	<b>20</b>	<b>(D)</b>	<b>(D)</b>	<b>(D)</b>	<b>EE</b>
7011	Hotels and motels .....	18	15 199	3 846	816	422
7011 pt.	Hotels .....	9	10 362	3 075	664	323
7011 pt.	Motels, motor hotels, and tourist courts .....	9	4 837	771	152	99
702, 3	Other lodging places .....	2	(D)	(D)	(D)	AA

**Table 5. Summary Statistics for Firms Subject to Federal Income Tax for Places With 350 Establishments or More: 1992 — Con.**

[Includes only establishments with payroll. For meaning of abbreviations and symbols, see introductory text. For explanation of terms and comparability of 1987 and 1992 censuses, see appendix A. For information on geographic areas followed by ▲, see appendix F.]

SIC code	Geographic area and kind of business or operation	Establishments (number)	Receipts (\$1,000)	Annual payroll (\$1,000)	First-quarter payroll (\$1,000)	Paid employees for pay period including March 12 (number)
<b>PRESCOTT—Con.</b>						
<b>72</b>	<b>Personal services</b> .....	<b>45</b>	<b>5 242</b>	<b>1 852</b>	<b>427</b>	<b>184</b>
721	Laundry, cleaning, and garment services .....	12	1 328	317	67	44
7211	Power laundries, family and commercial* .....	—	—	—	—	—
7213	Linen supply* .....	—	—	—	—	—
7215	Coin-operated laundries and drycleaning .....	5	350	49	10	10
7216	Drycleaning plants, except rug cleaning* .....	5	(D)	(D)	(D)	BB
7217	Carpet and upholstery cleaning .....	1	(D)	(D)	(D)	AA
7218	Industrial laundriers* .....	1	(D)	(D)	(D)	AA
7212, 9	Other laundry, cleaning, and garment services* .....	—	—	—	—	—
722	Photographic studios, portrait .....	3	(D)	(D)	(D)	AA
723, 4	Beauty and barber shops .....	20	2 521	1 106	252	99
723	Beauty shops .....	19	(D)	(D)	(D)	BB
724	Barber shops .....	1	(D)	(D)	(D)	AA
725	Shoe repair shops and shoeshine parlors .....	1	(D)	(D)	(D)	AA
726	Funeral service and crematories .....	3	950	330	68	19
729	Miscellaneous personal services .....	6	(D)	(D)	(D)	AA
<b>73</b>	<b>Business services</b> .....	<b>46</b>	<b>8 271</b>	<b>2 688</b>	<b>539</b>	<b>502</b>
731	Advertising .....	2	(D)	(D)	(D)	AA
732	Consumer credit reporting agencies, mercantile reporting agencies, and adjustment and collection agencies .....	2	(D)	(D)	(D)	AA
733	Mailing, reproduction, commercial art and photography, and stenographic services .....	6	886	156	37	12
734	Services to dwellings and other buildings .....	11	2 604	943	181	104
735	Miscellaneous equipment rental and leasing .....	4	1 656	365	85	18
736	Personnel supply services .....	3	(D)	(D)	(D)	EE
737	Computer programming, data processing, and other computer related services .....	5	458	243	79	11
7371, 2, 3	Computer programming, prepackaged software, and integrated systems .....	4	(D)	(D)	(D)	AA
7374, 5, 6	Data processing services .....	—	—	—	—	—
7377, 8, 9	Computer rental and leasing, maintenance, and related services, n.e.c. ....	1	(D)	(D)	(D)	AA
738	Miscellaneous business services .....	13	1 579	386	83	28
<b>75</b>	<b>Automotive repair, services, and parking</b> .....	<b>46</b>	<b>9 804</b>	<b>2 487</b>	<b>558</b>	<b>158</b>
751	Automotive rental and leasing, without drivers .....	2	(D)	(D)	(D)	AA
752	Automobile parking .....	—	—	—	—	—
753	Automotive repair shops .....	36	8 136	1 915	425	115
7532	Top, body, and upholstery repair shops and paint shops .....	6	(D)	(D)	(D)	BB
7538	General automotive repair shops .....	19	3 631	766	154	54
7533, 4, 6, 7, 9	Other automotive repair shops .....	11	(D)	(D)	(D)	BB
754	Automotive services, except repair .....	8	(D)	(D)	(D)	BB
<b>76</b>	<b>Miscellaneous repair services</b> .....	<b>14</b>	<b>3 528</b>	<b>977</b>	<b>191</b>	<b>55</b>
762	Electrical repair shops .....	10	(D)	(D)	(D)	BB
7622	Radio and television repair shops .....	1	(D)	(D)	(D)	AA
7623, 9	Other electrical and electronic repair shops .....	9	2 157	545	100	24
763	Watch, clock, and jewelry repair .....	—	—	—	—	—
764	Reupholstery and furniture repair .....	—	—	—	—	—
769	Miscellaneous repair and related services .....	4	(D)	(D)	(D)	BB
<b>78, 79, 84</b>	<b>Amusement and recreation services, including motion pictures and museums</b> .....	<b>12</b>	<b>6 331</b>	<b>1 468</b>	<b>143</b>	<b>84</b>
781, 2	Motion picture production, distribution, and services .....	3	(D)	(D)	(D)	AA
783	Motion picture theaters .....	2	(D)	(D)	(D)	BB
784	Video tape rental .....	1	(D)	(D)	(D)	AA
792	Theatrical producers (except motion picture), bands, orchestras, and entertainers .....	—	—	—	—	—
793	Bowling centers .....	1	(D)	(D)	(D)	AA
79 ex. 792, 3, 84	Commercial sports and other amusement and recreation services, including museums .....	5	(D)	(D)	(D)	BB
<b>80</b>	<b>Health services</b> .....	<b>130</b>	<b>58 663</b>	<b>20 375</b>	<b>4 049</b>	<b>793</b>
801	Offices and clinics of doctors of medicine .....	56	33 462	11 362	2 002	285
802	Offices and clinics of dentists .....	29	8 430	2 501	548	145
803	Offices and clinics of doctors of osteopathy .....	—	—	—	—	—
804	Offices and clinics of other health practitioners .....	32	4 609	1 328	268	84
805	Nursing and personal care facilities .....	3	(D)	(D)	(D)	CC
806	Hospitals .....	—	—	—	—	—
807, 8, 9	Other health services .....	10	(D)	(D)	(D)	BB
<b>81</b>	<b>Legal services</b> .....	<b>37</b>	<b>9 146</b>	<b>2 992</b>	<b>647</b>	<b>141</b>
<b>823, 4, 9</b>	<b>Selected educational services</b> .....	<b>6</b>	<b>(D)</b>	<b>(D)</b>	<b>(D)</b>	<b>BB</b>
<b>83</b>	<b>Social services</b> .....	<b>15</b>	<b>3 053</b>	<b>1 192</b>	<b>264</b>	<b>132</b>
835	Child day care services .....	4	362	149	34	23
832, 3, 6, 9	Other social services .....	11	2 691	1 043	230	109

**Table 5. Summary Statistics for Firms Subject to Federal Income Tax for Places With 350 Establishments or More: 1992 — Con.**

[Includes only establishments with payroll. For meaning of abbreviations and symbols, see introductory text. For explanation of terms and comparability of 1987 and 1992 censuses, see appendix A. For information on geographic areas followed by ▲, see appendix F]

SIC code	Geographic area and kind of business or operation	Establishments (number)	Receipts (\$1,000)	Annual payroll (\$1,000)	First-quarter payroll (\$1,000)	Paid employees for pay period including March 12 (number)
<b>PRESCOTT—Con.</b>						
<b>87 ex. 8733</b>	<b>Engineering, accounting, research, management, and related services (except noncommercial research organizations) -----</b>	<b>59</b>	<b>11 033</b>	<b>4 374</b>	<b>850</b>	<b>154</b>
871	Engineering, architectural, and surveying services -----	20	3 107	1 357	268	57
872	Accounting, auditing, and bookkeeping services -----	26	3 500	1 024	273	70
873 ex. 8733	Research, development, and testing services (except noncommercial research organizations) -----	3	377	64	20	4
874	Management and public relations services -----	10	4 049	1 929	289	23
<b>89</b>	<b>Services, n.e.c. -----</b>	<b>7</b>	<b>(D)</b>	<b>(D)</b>	<b>(D)</b>	<b>AA</b>
<b>SCOTTSDALE</b>						
<b>Total -----</b>		<b>2 243</b>	<b>1 325 666</b>	<b>509 145</b>	<b>112 366</b>	<b>22 727</b>
<b>70 ex. 704</b>	<b>Hotels, rooming houses, camps, and other lodging places (except membership lodging) -----</b>	<b>35</b>	<b>(D)</b>	<b>(D)</b>	<b>(D)</b>	<b>II</b>
7011	Hotels and motels -----	32	251 136	75 105	19 739	5 823
7011 pt.	Hotels -----	23	243 587	73 260	19 245	5 656
7011 pt.	Hotels, 25 guestrooms or more -----	23	243 587	73 260	19 245	5 656
7011 pt.	Hotels, less than 25 guestrooms -----	—	—	—	—	—
7011 pt.	Motels, motor hotels, and tourist courts -----	9	7 549	1 845	494	167
7011 pt.	Motels, tourist courts -----	5	2 420	559	124	49
7011 pt.	Motor hotels -----	4	5 129	1 286	370	118
702, 3	Other lodging places -----	3	(D)	(D)	(D)	AA
702	Rooming and boarding houses -----	—	—	—	—	—
703	Camps and recreational vehicle parks -----	3	(D)	(D)	(D)	AA
<b>72</b>	<b>Personal services -----</b>	<b>196</b>	<b>40 975</b>	<b>15 738</b>	<b>3 790</b>	<b>1 228</b>
721	Laundry, cleaning, and garment services -----	53	13 211	4 394	1 062	396
7211	Power laundries, family and commercial* -----	1	(D)	(D)	(D)	AA
7213	Linen supply* -----	—	—	—	—	—
7215	Coin-operated laundries and drycleaning -----	4	536	144	19	13
7216	Drycleaning plants, except rug cleaning* -----	31	10 149	3 576	869	335
7217	Carpet and upholstery cleaning -----	10	1 395	343	86	24
7218	Industrial launderers* -----	—	—	—	—	—
7212, 9	Other laundry, cleaning, and garment services* -----	7	(D)	(D)	(D)	BB
7212	Garment pressing, and agents for laundries and drycleaners -----	1	(D)	(D)	(D)	AA
7219	Laundry and garment services, n.e.c.* -----	6	(D)	(D)	(D)	AA
722	Photographic studios, portrait -----	12	(D)	(D)	(D)	BB
723, 4	Beauty and barber shops -----	101	15 968	7 652	1 918	563
723	Beauty shops -----	98	15 758	7 565	1 894	555
724	Barber shops -----	3	210	87	24	8
725	Shoe repair shops and shoeshine parlors -----	3	139	18	5	2
726	Funeral service and crematories -----	4	(D)	(D)	(D)	BB
729	Miscellaneous personal services -----	23	4 307	1 133	269	131
7291	Tax return preparation services -----	3	323	66	21	11
7299	Miscellaneous personal services, n.e.c. -----	20	3 984	1 067	248	120
<b>73</b>	<b>Business services -----</b>	<b>481</b>	<b>303 659</b>	<b>133 209</b>	<b>29 475</b>	<b>5 663</b>
731	Advertising -----	37	(D)	(D)	(D)	CC
7311	Advertising agencies -----	28	14 998	4 520	843	115
7312	Outdoor advertising services -----	1	(D)	(D)	(D)	AA
7313	Radio, television, publishers' advertising representatives -----	2	(D)	(D)	(D)	AA
7319	Advertising, n.e.c. -----	6	(D)	(D)	(D)	BB
732	Consumer credit reporting agencies, mercantile reporting agencies, and adjustment and collection agencies -----	9	4 205	1 610	322	75
7322	Adjustment and collection services -----	9	4 205	1 610	322	75
7323	Credit reporting services -----	—	—	—	—	—
733	Mailing, reproduction, commercial art and photography, and stenographic services -----	64	18 300	4 946	1 322	300
7331	Direct mail advertising services -----	5	(D)	(D)	(D)	CC
7334	Photocopying and duplicating services -----	3	(D)	(D)	(D)	AA
7335, 6	Commercial photography, art, and graphics -----	32	12 041	3 363	806	120
7335	Commercial photography -----	7	3 253	700	219	39
7336	Commercial art and graphic design -----	25	8 788	2 663	587	81
7338	Secretarial and court reporting services -----	24	3 323	847	196	64
734	Services to dwellings and other buildings -----	59	18 724	7 444	1 657	540
7342	Disinfecting and pest control services -----	16	11 611	4 183	946	170
7349	Building cleaning and maintenance services, n.e.c. -----	43	7 113	3 261	711	370
735	Miscellaneous equipment rental and leasing -----	22	14 344	3 223	910	213
7352	Medical equipment rental and leasing -----	2	(D)	(D)	(D)	AA
7353	Heavy construction equipment rental and leasing -----	7	(D)	(D)	(D)	BB
7359	Equipment rental and leasing, n.e.c. -----	13	11 729	2 816	808	191
736	Personnel supply services -----	56	50 991	38 789	9 178	2 130
7361	Employment agencies -----	31	6 741	3 708	708	150
7363	Help supply services -----	25	44 250	35 081	8 470	1 980
7363 pt.	Temporary help supply -----	20	(D)	(D)	(D)	FF
7363 pt.	Help supply, except temporary -----	5	(D)	(D)	(D)	GG

**Table 5. Summary Statistics for Firms Subject to Federal Income Tax for Places With 350 Establishments or More: 1992 — Con.**

[Includes only establishments with payroll. For meaning of abbreviations and symbols, see introductory text. For explanation of terms and comparability of 1987 and 1992 censuses, see appendix A. For information on geographic areas followed by ▲, see appendix F]

SIC code	Geographic area and kind of business or operation	Establishments (number)	Receipts (\$1,000)	Annual payroll (\$1,000)	First-quarter payroll (\$1,000)	Paid employees for pay period including March 12 (number)
<b>SCOTTSDALE—Con.</b>						
<b>73</b>	<b>Business services—Con.</b>					
737	Computer programming, data processing, and other computer related services -----	98	(D)	(D)	(D)	FF
7371, 2, 3	Computer programming, prepackaged software, and integrated systems -----	64	(D)	(D)	(D)	FF
7371	Computer programming services -----	40	37 889	19 766	4 760	408
7372	Prepackaged software -----	17	41 411	21 389	3 363	260
7373	Computer integrated systems -----	7	(D)	(D)	(D)	BB
7374, 5, 6	Data processing services -----	11	7 213	2 098	476	85
7374, 5	Computer processing, information retrieval -----	11	7 213	2 098	476	85
7376	Computer facilities management services -----	—	—	—	—	—
7377, 8, 9	Computer rental and leasing, maintenance, and related services, n.e.c. -----	23	(D)	(D)	(D)	CC
7377	Computer rental and leasing -----	1	(D)	(D)	(D)	BB
7378	Computer maintenance and repair -----	6	4 739	1 450	268	39
7379	Computer related services, n.e.c. -----	16	3 595	1 954	321	45
738	Miscellaneous business services -----	136	(D)	(D)	(D)	GG
7381, 2	Detective agencies and protective services -----	12	12 182	8 850	2 179	757
7381	Detective, guard, and armored car services -----	11	(D)	(D)	(D)	FF
7382	Security systems services -----	1	(D)	(D)	(D)	AA
7383	News syndicates -----	1	(D)	(D)	(D)	AA
7384	Photofinishing laboratories* -----	9	1 479	439	125	38
7389	Business services, n.e.c. -----	114	51 837	13 916	3 072	560
7389 pt.	Sign painting shops -----	2	(D)	(D)	(D)	AA
7389 pt.	Interior designing -----	15	4 142	659	174	36
7389 pt.	Telephone answering services -----	5	(D)	(D)	(D)	BB
7389 pt.	Other business services -----	92	46 697	12 792	2 792	483
<b>75</b>	<b>Automotive repair, services, and parking -----</b>	<b>118</b>	<b>42 302</b>	<b>10 706</b>	<b>2 380</b>	<b>587</b>
751	Automotive rental and leasing, without drivers -----	11	(D)	(D)	(D)	BB
7513	Truck rental and leasing, without drivers -----	1	(D)	(D)	(D)	AA
7514, 5	Passenger car rental and leasing -----	9	(D)	(D)	(D)	BB
7514	Passenger car rental -----	6	(D)	(D)	(D)	BB
7515	Passenger car leasing -----	3	(D)	(D)	(D)	AA
7519	Utility trailer and recreational vehicle rental -----	1	(D)	(D)	(D)	AA
752	Automobile parking -----	1	(D)	(D)	(D)	AA
753	Automotive repair shops -----	82	26 304	7 085	1 588	332
7532	Top, body, and upholstery repair shops and paint shops -----	13	5 384	1 930	407	69
7532 pt.	Top and body repair shops -----	11	(D)	(D)	(D)	BB
7532 pt.	Paint shops -----	2	(D)	(D)	(D)	AA
7538	General automotive repair shops -----	41	14 591	3 548	803	171
7538 pt.	General automotive repair shops, except diesel -----	38	(D)	(D)	(D)	CC
7538 pt.	Diesel repair shops -----	3	(D)	(D)	(D)	AA
7533, 4, 6, 7, 9	Other automotive repair shops -----	28	6 329	1 607	378	92
7533	Automotive exhaust system repair shops -----	4	1 527	380	66	14
7534	Tire retreading and repair shops -----	—	—	—	—	—
7536	Automotive glass replacement shops -----	5	1 612	397	100	18
7537	Automotive transmission repair shops -----	10	1 922	489	132	41
7539	Automotive repair shops, n.e.c. -----	9	1 268	341	80	19
7539 pt.	Radiator repair -----	4	556	129	32	8
7539 pt.	Brake, front end, and wheel alignment -----	3	(D)	(D)	(D)	AA
7539 pt.	Automotive electrical and fuel system services -----	1	(D)	(D)	(D)	AA
7539 pt.	Other automotive repair shops, n.e.c. -----	1	(D)	(D)	(D)	AA
754	Automotive services, except repair -----	24	6 899	2 314	542	192
7542	Carwashes -----	15	4 600	1 530	359	140
7549	Automotive services, except repair and carwashes -----	9	2 299	784	183	52
<b>76</b>	<b>Miscellaneous repair services -----</b>	<b>65</b>	<b>18 336</b>	<b>4 766</b>	<b>1 180</b>	<b>235</b>
762	Electrical repair shops -----	22	(D)	(D)	(D)	CC
7622	Radio and television repair shops -----	4	(D)	(D)	(D)	AA
7623, 9	Other electrical and electronic repair shops -----	18	7 799	2 126	476	104
7623	Refrigeration and air-conditioning service and repair shops -----	4	1 058	217	42	12
7629	Electrical and electronic repair shops, n.e.c. -----	14	6 741	1 909	434	92
763	Watch, clock, and jewelry repair -----	3	(D)	(D)	(D)	AA
764	Reupholstery and furniture repair -----	10	(D)	(D)	(D)	BB
769	Miscellaneous repair and related services -----	30	6 087	1 821	419	77
7692	Welding repair -----	3	482	161	25	10
7694	Armature rewinding shops -----	1	(D)	(D)	(D)	AA
7699	Repair shops and related services, n.e.c. -----	26	(D)	(D)	(D)	BB
<b>78, 79, 84</b>	<b>Amusement and recreation services, including motion pictures and museums -----</b>	<b>120</b>	<b>100 613</b>	<b>26 660</b>	<b>6 170</b>	<b>1 981</b>
781, 2	Motion picture production, distribution, and services -----	16	19 995	2 895	571	86
783	Motion picture theaters -----	7	11 407	1 619	374	148
7832	Motion picture theaters, except drive-in -----	6	(D)	(D)	(D)	CC
7833	Drive-in motion picture theaters -----	1	(D)	(D)	(D)	BB
784	Video tape rental -----	8	(D)	(D)	(D)	BB
792	Theatrical producers (except motion picture), bands, orchestras, and entertainers -----	12	2 847	620	116	121
7922	Theatrical producers (except motion picture) and miscellaneous theatrical services -----	6	(D)	(D)	(D)	BB
7929	Bands, orchestras, actors, and other entertainers and entertainment groups -----	6	(D)	(D)	(D)	BB
793	Bowling centers -----	3	(D)	(D)	(D)	BB

**Table 5. Summary Statistics for Firms Subject to Federal Income Tax for Places With 350 Establishments or More: 1992 — Con.**

[Includes only establishments with payroll. For meaning of abbreviations and symbols, see introductory text. For explanation of terms and comparability of 1987 and 1992 censuses, see appendix A. For information on geographic areas followed by ▲, see appendix F]

SIC code	Geographic area and kind of business or operation	Establishments (number)	Receipts (\$1,000)	Annual payroll (\$1,000)	First-quarter payroll (\$1,000)	Paid employees for pay period including March 12 (number)
<b>SCOTTSDALE—Con.</b>						
<b>78, 79, 84</b>	<b>Amusement and recreation services, including motion pictures and museums—Con.</b>					
79 ex. 792, 3, 84	Commercial sports and other amusement and recreation services, including museums .....	74	61 354	20 339	4 818	1 499
794	Commercial sports .....	6	1 814	965	180	33
7941	Professional sports clubs, managers, promoters .....	4	(D)	(D)	(D)	BB
7948	Racing, including track operation .....	2	(D)	(D)	(D)	AA
79 ex. 792, 3, 4, 84	Other amusement and recreation services, including museums .....	68	59 540	19 374	4 638	1 466
791	Dance studios, schools, and halls .....	7	1 246	406	135	37
7991	Physical fitness facilities .....	12	3 265	975	221	127
7992	Public golf courses .....	7	21 041	5 532	1 263	466
7993	Coin-operated amusement devices .....	5	1 322	170	27	8
7996	Amusement parks .....	1	(D)	(D)	(D)	BB
7997	Membership sports and recreation clubs .....	9	21 503	8 850	2 054	503
7999, 84	Amusement and recreation services, including museums, n.e.c. .....	27	(D)	(D)	(D)	EE
7999 pt.	Concession operators of amusement devices and rides .....	1	(D)	(D)	(D)	AA
7999 pt.	Carnivals, circuses, and fairs .....	2	(D)	(D)	(D)	AA
7999 pt., 84	Other recreation and amusements, including museums .....	24	(D)	(D)	(D)	EE
<b>80</b>	<b>Health services .....</b>	<b>555</b>	<b>293 792</b>	<b>139 676</b>	<b>27 622</b>	<b>3 797</b>
801	Offices and clinics of doctors of medicine .....	278	145 209	77 445	13 593	1 155
8011 pt.	Offices of doctors of medicine .....	270	133 069	69 616	12 410	1 040
8011 pt.	General medical clinics .....	8	12 140	7 829	1 183	115
802	Offices and clinics of dentists .....	103	34 017	13 046	2 687	458
803	Offices and clinics of doctors of osteopathy .....	19	(D)	(D)	(D)	CC
804	Offices and clinics of other health practitioners .....	95	18 216	6 519	1 355	273
8041	Offices and clinics of chiropractors .....	38	7 011	2 266	490	97
8042	Offices and clinics of optometrists .....	7	2 247	538	105	19
8043	Offices and clinics of podiatrists .....	9	1 908	759	94	22
8049	Offices and clinics of health practitioners, n.e.c. .....	41	7 050	2 956	666	135
805	Nursing and personal care facilities .....	11	45 089	18 870	4 606	1 186
8051	Skilled nursing care facilities .....	11	45 089	18 870	4 606	1 186
8052	Intermediate care facilities .....	—	—	—	—	—
8059	Nursing and personal care facilities, n.e.c. .....	—	—	—	—	—
806	Hospitals .....	1	(D)	(D)	(D)	CC
8062	General medical and surgical hospitals .....	—	—	—	—	—
8063, 9	Specialty hospitals .....	1	(D)	(D)	(D)	CC
807, 8, 9	Other health services .....	48	34 973	15 642	3 579	521
807	Medical and dental laboratories .....	26	18 706	9 176	2 074	228
8071	Medical laboratories .....	11	(D)	(D)	(D)	CC
8072	Dental laboratories .....	15	(D)	(D)	(D)	BB
808	Home health care services .....	4	2 879	1 740	405	94
809	Miscellaneous health and allied services, n.e.c. .....	18	13 388	4 726	1 100	199
8092	Kidney dialysis centers .....	2	(D)	(D)	(D)	BB
8093	Specialty outpatient facilities, n.e.c. .....	12	7 414	3 241	785	106
8099	Health and allied services, n.e.c. .....	4	(D)	(D)	(D)	BB
<b>81</b>	<b>Legal services .....</b>	<b>133</b>	<b>39 500</b>	<b>14 714</b>	<b>3 015</b>	<b>362</b>
<b>823, 4, 9</b>	<b>Selected educational services .....</b>	<b>31</b>	<b>16 601</b>	<b>5 644</b>	<b>1 141</b>	<b>241</b>
823	Libraries .....	—	—	—	—	—
824	Vocational schools .....	14	10 346	3 901	719	127
829	Schools and educational services, n.e.c. .....	17	6 255	1 743	422	114
<b>83</b>	<b>Social services .....</b>	<b>56</b>	<b>11 403</b>	<b>4 987</b>	<b>1 148</b>	<b>508</b>
835	Child day care services .....	32	6 691	3 138	720	394
832, 3, 6, 9	Other social services .....	24	4 712	1 849	428	114
<b>87 ex. 8733</b>	<b>Engineering, accounting, research, management, and related services (except noncommercial research organizations) .....</b>	<b>428</b>	<b>203 219</b>	<b>76 491</b>	<b>16 360</b>	<b>2 257</b>
871	Engineering, architectural, and surveying services .....	90	48 552	17 522	4 001	516
8711	Engineering services .....	45	24 506	9 260	2 134	215
8712	Architectural services .....	40	22 969	7 654	1 674	270
8713	Surveying services .....	5	1 077	608	193	31
872	Accounting, auditing, and bookkeeping services .....	139	28 636	13 572	2 848	597
873 ex. 8733	Research, development, and testing services (except noncommercial research organizations) .....	13	9 613	3 113	609	144
8731	Commercial physical and biological research .....	3	(D)	(D)	(D)	BB
8732	Commercial economic, sociological, and educational research .....	4	4 432	1 518	260	75
8734	Testing laboratories .....	6	(D)	(D)	(D)	BB
874	Management and public relations services .....	186	116 418	42 284	8 902	1 000
8741	Management services .....	39	36 285	11 094	2 643	379
8742	Management consulting services .....	116	66 808	26 352	5 376	496
8743	Public relations services .....	8	3 527	817	291	38
8744	Facilities support management services .....	—	—	—	—	—
8748	Business consulting services, n.e.c. .....	23	9 798	4 021	592	87
<b>89</b>	<b>Services, n.e.c. ....</b>	<b>25</b>	<b>(D)</b>	<b>(D)</b>	<b>(D)</b>	<b>BB</b>



**Table 5. Summary Statistics for Firms Subject to Federal Income Tax for Places With 350 Establishments or More: 1992 — Con.**

[Includes only establishments with payroll. For meaning of abbreviations and symbols, see introductory text. For explanation of terms and comparability of 1987 and 1992 censuses, see appendix A. For information on geographic areas followed by ▲, see appendix F]

SIC code	Geographic area and kind of business or operation	Establishments (number)	Receipts (\$1,000)	Annual payroll (\$1,000)	First-quarter payroll (\$1,000)	Paid employees for pay period including March 12 (number)
<b>TEMPE</b>						
	<b>Total</b> -----	<b>1 549</b>	<b>887 085</b>	<b>365 840</b>	<b>80 036</b>	<b>16 672</b>
<b>70 ex. 704</b>	<b>Hotels, rooming houses, camps, and other lodging places (except membership lodging)</b> -----	<b>19</b>	<b>29 445</b>	<b>7 228</b>	<b>1 800</b>	<b>686</b>
7011	Hotels and motels -----	19	29 445	7 228	1 800	686
7011 pt.	Hotels -----	9	23 091	6 024	1 465	520
7011 pt.	Motels, motor hotels, and tourist courts -----	10	6 354	1 204	335	166
702, 3	Other lodging places -----	—	—	—	—	—
<b>72</b>	<b>Personal services</b> -----	<b>156</b>	<b>28 315</b>	<b>10 009</b>	<b>2 360</b>	<b>837</b>
721	Laundry, cleaning, and garment services -----	47	12 607	4 271	995	305
7211	Power laundries, family and commercial* -----	1	(D)	(D)	(D)	AA
7213	Linen supply* -----	1	(D)	(D)	(D)	AA
7215	Coin-operated laundries and drycleaning -----	7	602	206	67	32
7216	Drycleaning plants, except rug cleaning* -----	18	3 980	1 290	302	115
7217	Carpet and upholstery cleaning -----	13	3 045	1 159	280	79
7218	Industrial launderers* -----	2	(D)	(D)	(D)	BB
7212, 9	Other laundry, cleaning, and garment services* -----	5	(D)	(D)	(D)	BB
722	Photographic studios, portrait -----	11	2 579	667	116	54
723, 4	Beauty and barber shops -----	75	9 061	3 951	992	376
723	Beauty shops -----	71	8 699	3 731	933	362
724	Barber shops -----	4	362	220	59	14
725	Shoe repair shops and shoeshine parlors -----	4	230	63	5	3
726	Funeral service and crematories -----	4	1 885	523	138	24
729	Miscellaneous personal services -----	15	1 953	534	114	75
<b>73</b>	<b>Business services</b> -----	<b>371</b>	<b>291 462</b>	<b>135 112</b>	<b>30 149</b>	<b>7 914</b>
731	Advertising -----	17	4 025	793	235	51
732	Consumer credit reporting agencies, mercantile reporting agencies, and adjustment and collection agencies -----	11	8 658	1 911	488	90
733	Mailing, reproduction, commercial art and photography, and stenographic services -----	50	23 299	7 360	1 464	440
734	Services to dwellings and other buildings -----	48	13 016	6 145	1 512	703
735	Miscellaneous equipment rental and leasing -----	32	36 625	11 670	2 715	523
736	Personnel supply services -----	39	71 046	55 182	11 133	3 113
737	Computer programming, data processing, and other computer related services -----	72	69 486	26 048	6 487	849
7371, 2, 3	Computer programming, prepackaged software, and integrated systems -----	41	(D)	(D)	(D)	EE
7374, 5, 6	Data processing services -----	5	4 673	1 547	515	109
7377, 8, 9	Computer rental and leasing, maintenance, and related services, n.e.c. -----	26	(D)	(D)	(D)	EE
738	Miscellaneous business services -----	102	65 307	26 003	6 115	2 145
<b>75</b>	<b>Automotive repair, services, and parking</b> -----	<b>122</b>	<b>55 262</b>	<b>14 585</b>	<b>3 449</b>	<b>788</b>
751	Automotive rental and leasing, without drivers -----	13	9 698	1 462	355	96
752	Automobile parking -----	—	—	—	—	—
753	Automotive repair shops -----	89	40 657	11 798	2 747	517
7532	Top, body, and upholstery repair shops and paint shops -----	28	16 875	4 715	1 099	209
7538	General automotive repair shops -----	44	18 930	5 900	1 370	250
7533, 4, 6, 7, 9	Other automotive repair shops -----	17	4 852	1 183	278	58
754	Automotive services, except repair -----	20	4 907	1 325	347	175
<b>76</b>	<b>Miscellaneous repair services</b> -----	<b>60</b>	<b>28 625</b>	<b>8 887</b>	<b>2 100</b>	<b>401</b>
762	Electrical repair shops -----	22	13 012	3 978	995	172
7622	Radio and television repair shops -----	4	1 508	609	165	26
7623, 9	Other electrical and electronic repair shops -----	18	11 504	3 369	830	146
763	Watch, clock, and jewelry repair -----	—	—	—	—	—
764	Reupholstery and furniture repair -----	8	1 005	210	55	24
769	Miscellaneous repair and related services -----	30	14 608	4 699	1 050	205
<b>78, 79, 84</b>	<b>Amusement and recreation services, including motion pictures and museums</b> -----	<b>81</b>	<b>70 712</b>	<b>44 175</b>	<b>7 437</b>	<b>1 048</b>
781, 2	Motion picture production, distribution, and services -----	11	6 895	2 351	525	98
783	Motion picture theaters -----	4	5 310	624	149	97
784	Video tape rental -----	12	(D)	(D)	(D)	BB
792	Theatrical producers (except motion picture), bands, orchestras, and entertainers -----	10	(D)	(D)	(D)	BB
793	Bowling centers -----	2	(D)	(D)	(D)	BB
79 ex. 792, 3, 84	Commercial sports and other amusement and recreation services, including museums -----	42	36 260	37 205	5 631	651
<b>80</b>	<b>Health services</b> -----	<b>324</b>	<b>199 747</b>	<b>77 237</b>	<b>16 737</b>	<b>2 241</b>
801	Offices and clinics of doctors of medicine -----	125	106 638	44 111	9 573	967
802	Offices and clinics of dentists -----	72	27 632	11 105	2 327	402
803	Offices and clinics of doctors of osteopathy -----	10	4 921	2 155	473	56
804	Offices and clinics of other health practitioners -----	83	18 066	5 586	1 106	223
805	Nursing and personal care facilities -----	—	—	—	—	—
806	Hospitals -----	—	—	—	—	—
807, 8, 9	Other health services -----	34	42 490	14 280	3 258	593
<b>81</b>	<b>Legal services</b> -----	<b>74</b>	<b>18 560</b>	<b>7 116</b>	<b>1 522</b>	<b>225</b>
<b>823, 4, 9</b>	<b>Selected educational services</b> -----	<b>12</b>	<b>10 480</b>	<b>4 899</b>	<b>1 145</b>	<b>195</b>

**Table 5. Summary Statistics for Firms Subject to Federal Income Tax for Places With 350 Establishments or More: 1992 – Con.**

[Includes only establishments with payroll. For meaning of abbreviations and symbols, see introductory text. For explanation of terms and comparability of 1987 and 1992 censuses, see appendix A. For information on geographic areas followed by ▲, see appendix F]

SIC code	Geographic area and kind of business or operation	Establishments (number)	Receipts (\$1,000)	Annual payroll (\$1,000)	First-quarter payroll (\$1,000)	Paid employees for pay period including March 12 (number)
<b>TEMPE—Con.</b>						
<b>83</b>	<b>Social services</b> .....	<b>38</b>	<b>9 370</b>	<b>3 588</b>	<b>860</b>	<b>376</b>
835	Child day care services .....	18	4 215	1 723	426	239
832, 3, 6, 9	Other social services .....	20	5 155	1 865	434	137
<b>87 ex. 8733</b>	<b>Engineering, accounting, research, management, and related services (except noncommercial research organizations)</b> .....	<b>270</b>	<b>131 908</b>	<b>48 396</b>	<b>10 736</b>	<b>1 785</b>
871	Engineering, architectural, and surveying services .....	98	52 807	18 627	4 569	603
872	Accounting, auditing, and bookkeeping services .....	86	13 619	4 797	1 052	241
873 ex. 8733	Research, development, and testing services (except noncommercial research organizations) .....	16	9 203	2 868	744	237
874	Management and public relations services .....	70	56 279	22 104	4 371	704
<b>89</b>	<b>Services, n.e.c.</b> .....	<b>22</b>	<b>13 199</b>	<b>4 608</b>	<b>1 741</b>	<b>176</b>
<b>TUCSON</b>						
	<b>Total</b> .....	<b>3 971</b>	<b>2 281 835</b>	<b>865 422</b>	<b>195 336</b>	<b>44 238</b>
<b>70 ex. 704</b>	<b>Hotels, rooming houses, camps, and other lodging places (except membership lodging)</b> .....	<b>80</b>	<b>105 285</b>	<b>30 306</b>	<b>8 123</b>	<b>3 042</b>
7011	Hotels and motels .....	68	96 810	28 281	7 590	2 905
7011 pt.	Hotels .....	34	79 191	24 128	6 444	2 351
7011 pt.	Hotels, 25 guestrooms or more .....	30	(D)	(D)	(D)	GG
7011 pt.	Hotels, less than 25 guestrooms .....	4	(D)	(D)	(D)	AA
7011 pt.	Motels, motor hotels, and tourist courts .....	34	17 619	4 153	1 146	554
7011 pt.	Motels, tourist courts .....	25	6 971	1 255	354	238
7011 pt.	Motor hotels .....	9	10 648	2 898	792	316
702, 3	Other lodging places .....	12	8 475	2 025	533	137
702	Rooming and boarding houses .....	3	(D)	(D)	(D)	AA
703	Camps and recreational vehicle parks .....	9	(D)	(D)	(D)	CC
<b>72</b>	<b>Personal services</b> .....	<b>408</b>	<b>89 577</b>	<b>31 504</b>	<b>7 724</b>	<b>2 949</b>
721	Laundry, cleaning, and garment services .....	93	35 672	10 742	2 587	901
7211	Power laundries, family and commercial* .....	—	—	—	—	—
7213	Linen supply* .....	3	(D)	(D)	(D)	CC
7215	Coin-operated laundries and drycleaning .....	18	6 571	1 006	254	119
7216	Drycleaning plants, except rug cleaning* .....	34	10 527	3 610	896	337
7217	Carpet and upholstery cleaning .....	24	3 763	1 329	254	108
7218	Industrial launderers* .....	4	(D)	(D)	(D)	CC
7212, 9	Other laundry, cleaning, and garment services* .....	10	1 113	395	107	40
7212	Garment pressing, and agents for laundries and drycleaners .....	2	(D)	(D)	(D)	AA
7219	Laundry and garment services, n.e.c.* .....	8	(D)	(D)	(D)	BB
722	Photographic studios, portrait .....	28	6 596	1 926	366	181
723, 4	Beauty and barber shops .....	217	26 684	12 321	3 075	1 153
723	Beauty shops .....	207	26 077	11 990	2 996	1 126
724	Barber shops .....	10	607	331	79	27
725	Shoe repair shops and shoeshine parlors .....	3	229	82	18	8
726	Funeral service and crematories .....	12	(D)	(D)	(D)	CC
729	Miscellaneous personal services .....	55	(D)	(D)	(D)	FF
7291	Tax return preparation services .....	20	(D)	(D)	(D)	EE
7299	Miscellaneous personal services, n.e.c. .....	35	7 734	2 171	417	159
<b>73</b>	<b>Business services</b> .....	<b>653</b>	<b>456 874</b>	<b>182 492</b>	<b>41 178</b>	<b>12 327</b>
731	Advertising .....	40	(D)	(D)	(D)	EE
7311	Advertising agencies .....	34	10 889	3 853	913	203
7312	Outdoor advertising services .....	4	(D)	(D)	(D)	BB
7313	Radio, television, publishers' advertising representatives .....	—	—	—	—	—
7319	Advertising, n.e.c. .....	2	(D)	(D)	(D)	AA
732	Consumer credit reporting agencies, mercantile reporting agencies, and adjustment and collection agencies .....	20	(D)	(D)	(D)	EE
7322	Adjustment and collection services .....	16	17 413	8 054	2 112	327
7323	Credit reporting services .....	4	(D)	(D)	(D)	BB
733	Mailing, reproduction, commercial art and photography, and stenographic services .....	68	42 652	14 514	2 919	610
7331	Direct mail advertising services .....	4	(D)	(D)	(D)	CC
7334	Photocopying and duplicating services .....	16	(D)	(D)	(D)	CC
7335, 6	Commercial photography, art, and graphics .....	32	17 033	7 700	1 155	181
7335	Commercial photography .....	9	(D)	(D)	(D)	AA
7336	Commercial art and graphic design .....	23	(D)	(D)	(D)	CC
7338	Secretarial and court reporting services .....	16	(D)	(D)	(D)	BB
734	Services to dwellings and other buildings .....	125	31 489	14 319	3 330	1 699
7342	Disinfecting and pest control services .....	29	11 905	4 302	981	290
7349	Building cleaning and maintenance services, n.e.c. .....	96	19 584	10 017	2 349	1 409
735	Miscellaneous equipment rental and leasing .....	62	43 124	11 439	2 328	478
7352	Medical equipment rental and leasing .....	9	(D)	(D)	(D)	CC
7353	Heavy construction equipment rental and leasing .....	7	(D)	(D)	(D)	BB
7359	Equipment rental and leasing, n.e.c. .....	46	25 040	5 816	1 370	290
736	Personnel supply services .....	67	76 075	52 626	11 892	4 379
7361	Employment agencies .....	22	(D)	(D)	(D)	FF
7363	Help supply services .....	45	(D)	(D)	(D)	HH
7363 pt.	Temporary help supply .....	40	(D)	(D)	(D)	GG
7363 pt.	Help supply, except temporary .....	5	(D)	(D)	(D)	GG

**Table 5. Summary Statistics for Firms Subject to Federal Income Tax for Places With 350 Establishments or More: 1992 — Con.**

[Includes only establishments with payroll. For meaning of abbreviations and symbols, see introductory text. For explanation of terms and comparability of 1987 and 1992 censuses, see appendix A. For information on geographic areas followed by ▲, see appendix F.]

SIC code	Geographic area and kind of business or operation	Establishments (number)	Receipts (\$1,000)	Annual payroll (\$1,000)	First-quarter payroll (\$1,000)	Paid employees for pay period including March 12 (number)
<b>TUCSON—Con.</b>						
<b>73</b>	<b>Business services—Con.</b>					
737	Computer programming, data processing, and other computer related services -----	92	(D)	(D)	(D)	GG
7371, 2, 3	Computer programming, prepackaged software, and integrated systems -----	54	(D)	(D)	(D)	FF
7371	Computer programming services -----	27	(D)	(D)	(D)	CC
7372	Prepackaged software -----	20	(D)	(D)	(D)	CC
7373	Computer integrated systems -----	7	(D)	(D)	(D)	EE
7374, 5, 6	Data processing services -----	12	(D)	(D)	(D)	GG
7374, 5	Computer processing, information retrieval -----	11	41 836	19 379	4 566	1 374
7376	Computer facilities management services -----	1	(D)	(D)	(D)	AA
7377, 8, 9	Computer rental and leasing, maintenance, and related services, n.e.c. -----	26	(D)	(D)	(D)	CC
7377	Computer rental and leasing -----	1	(D)	(D)	(D)	AA
7378	Computer maintenance and repair -----	10	(D)	(D)	(D)	BB
7379	Computer related services, n.e.c. -----	15	7 158	2 641	754	145
738	Miscellaneous business services -----	179	(D)	(D)	(D)	GG
7381, 2	Detective agencies and protective services -----	38	18 424	10 251	2 709	1 081
7381	Detective, guard, and armored car services -----	28	(D)	(D)	(D)	FF
7382	Security systems services -----	10	(D)	(D)	(D)	CC
7383	News syndicates -----	2	(D)	(D)	(D)	AA
7384	Photofinishing laboratories* -----	7	(D)	(D)	(D)	CC
7389	Business services, n.e.c. -----	132	57 767	13 501	3 306	1 041
7389 pt.	Sign painting shops -----	4	(D)	(D)	(D)	AA
7389 pt.	Interior designing -----	8	(D)	(D)	(D)	BB
7389 pt.	Telephone answering services -----	8	(D)	(D)	(D)	CC
7389 pt.	Other business services -----	112	52 272	11 893	2 928	884
<b>75</b>	<b>Automotive repair, services, and parking -----</b>	<b>414</b>	<b>160 270</b>	<b>38 349</b>	<b>8 947</b>	<b>2 494</b>
751	Automotive rental and leasing, without drivers -----	24	(D)	(D)	(D)	EE
7513	Truck rental and leasing, without drivers -----	8	(D)	(D)	(D)	BB
7514, 5	Passenger car rental and leasing -----	15	(D)	(D)	(D)	EE
7514	Passenger car rental -----	13	31 581	4 641	1 198	308
7515	Passenger car leasing -----	2	(D)	(D)	(D)	AA
7519	Utility trailer and recreational vehicle rental -----	1	(D)	(D)	(D)	AA
752	Automobile parking -----	15	(D)	(D)	(D)	BB
753	Automotive repair shops -----	313	98 657	26 410	6 070	1 427
7532	Top, body, and upholstery repair shops and paint shops -----	43	13 553	4 266	1 031	236
7532 pt.	Top and body repair shops -----	32	(D)	(D)	(D)	CC
7532 pt.	Paint shops -----	11	(D)	(D)	(D)	BB
7538	General automotive repair shops -----	177	56 115	14 639	3 380	746
7538 pt.	General automotive repair shops, except diesel -----	167	52 682	13 648	3 143	697
7538 pt.	Diesel repair shops -----	10	3 433	991	237	49
7533, 4, 6, 7, 9	Other automotive repair shops -----	93	28 989	7 505	1 659	445
7533	Automotive exhaust system repair shops -----	13	(D)	(D)	(D)	BB
7534	Tire retreading and repair shops -----	2	(D)	(D)	(D)	AA
7536	Automotive glass replacement shops -----	16	(D)	(D)	(D)	BB
7537	Automotive transmission repair shops -----	23	5 823	1 563	349	90
7539	Automotive repair shops, n.e.c. -----	39	9 486	2 763	563	192
7539 pt.	Radiator repair -----	9	(D)	(D)	(D)	BB
7539 pt.	Brake, front end, and wheel alignment -----	6	(D)	(D)	(D)	BB
7539 pt.	Automotive electrical and fuel system services -----	15	3 722	1 100	257	62
7539 pt.	Other automotive repair shops, n.e.c. -----	9	(D)	(D)	(D)	BB
754	Automotive services, except repair -----	62	16 691	5 696	1 301	627
7542	Carwashes -----	26	6 801	2 539	614	324
7549	Automotive services, except repair and carwashes -----	36	9 890	3 157	687	303
<b>76</b>	<b>Miscellaneous repair services -----</b>	<b>157</b>	<b>59 657</b>	<b>17 867</b>	<b>4 453</b>	<b>982</b>
762	Electrical repair shops -----	56	22 390	7 775	2 003	483
7622	Radio and television repair shops -----	22	(D)	(D)	(D)	BB
7623, 9	Other electrical and electronic repair shops -----	34	(D)	(D)	(D)	EE
7623	Refrigeration and air-conditioning service and repair shops -----	6	4 250	1 025	273	43
7629	Electrical and electronic repair shops, n.e.c. -----	28	(D)	(D)	(D)	EE
763	Watch, clock, and jewelry repair -----	6	760	160	29	15
764	Reupholstery and furniture repair -----	25	3 019	1 025	278	83
769	Miscellaneous repair and related services -----	70	33 488	8 907	2 143	401
7692	Welding repair -----	5	737	141	35	14
7694	Armature rewinding shops -----	4	(D)	(D)	(D)	BB
7699	Repair shops and related services, n.e.c. -----	61	(D)	(D)	(D)	EE
<b>78, 79, 84</b>	<b>Amusement and recreation services, including motion pictures and museums -----</b>	<b>163</b>	<b>92 242</b>	<b>23 666</b>	<b>5 714</b>	<b>2 747</b>
781, 2	Motion picture production, distribution, and services -----	8	1 141	276	74	15
783	Motion picture theaters -----	18	(D)	(D)	(D)	EE
7832	Motion picture theaters, except drive-in -----	16	(D)	(D)	(D)	EE
7833	Drive-in motion picture theaters -----	2	(D)	(D)	(D)	BB
784	Video tape rental -----	40	10 421	1 881	440	217
792	Theatrical producers (except motion picture), bands, orchestras, and entertainers -----	10	(D)	(D)	(D)	BB
7922	Theatrical producers (except motion picture) and miscellaneous theatrical services -----	3	(D)	(D)	(D)	BB
7929	Bands, orchestras, actors, and other entertainers and entertainment groups -----	7	(D)	(D)	(D)	BB
793	Bowling centers -----	7	(D)	(D)	(D)	CC

**Table 5. Summary Statistics for Firms Subject to Federal Income Tax for Places With 350 Establishments or More: 1992 — Con.**

[Includes only establishments with payroll. For meaning of abbreviations and symbols, see introductory text. For explanation of terms and comparability of 1987 and 1992 censuses, see appendix A. For information on geographic areas followed by ▲, see appendix F]

SIC code	Geographic area and kind of business or operation	Establishments (number)	Receipts (\$1,000)	Annual payroll (\$1,000)	First-quarter payroll (\$1,000)	Paid employees for pay period including March 12 (number)
<b>TUCSON—Con.</b>						
<b>78, 79, 84</b>	<b>Amusement and recreation services, including motion pictures and museums—Con.</b>					
79 ex. 792, 3; 84	Commercial sports and other amusement and recreation services, including museums -----	80	55 976	16 848	3 977	1 938
794	Commercial sports -----	6	(D)	(D)	(D)	CC
7941	Professional sports clubs, managers, promoters -----	3	(D)	(D)	(D)	AA
7948	Racing, including track operation -----	3	(D)	(D)	(D)	CC
79 ex. 792, 3, 4; 84	Other amusement and recreation services, including museums -----	74	(D)	(D)	(D)	GG
791	Dance studios, schools, and halls -----	10	(D)	(D)	(D)	CC
7991	Physical fitness facilities -----	15	6 338	2 228	508	360
7992	Public golf courses -----	4	(D)	(D)	(D)	BB
7993	Coin-operated amusement devices -----	7	3 705	596	160	51
7996	Amusement parks -----	2	(D)	(D)	(D)	EE
7997	Membership sports and recreation clubs -----	12	13 784	5 081	1 311	573
7999, 84	Amusement and recreation services, including museums, n.e.c. -----	24	8 846	2 030	451	252
7999 pt.	Concession operators of amusement devices and rides -----	—	(D)	(D)	(D)	—
7999 pt., 84	Carnivals, circuses, and fairs -----	1	(D)	(D)	(D)	AA
	Other recreation and amusements, including museums -----	23	(D)	(D)	(D)	CC
<b>80</b>	<b>Health services -----</b>	<b>978</b>	<b>765 532</b>	<b>315 036</b>	<b>67 208</b>	<b>10 237</b>
801	Offices and clinics of doctors of medicine -----	409	399 043	187 943	37 940	3 699
8011 pt.	Offices of doctors of medicine -----	398	172 634	360 577	34 445	3 297
8011 pt.	General medical clinics -----	11	38 466	15 309	3 495	402
802	Offices and clinics of dentists -----	237	85 929	31 051	6 854	1 268
803	Offices and clinics of doctors of osteopathy -----	49	16 400	7 124	1 425	226
804	Offices and clinics of other health practitioners -----	170	38 154	11 202	2 569	531
8041	Offices and clinics of chiropractors -----	66	13 324	2 857	644	161
8042	Offices and clinics of optometrists -----	30	10 578	2 819	590	141
8043	Offices and clinics of podiatrists -----	19	3 316	983	206	51
8049	Offices and clinics of health practitioners, n.e.c. -----	55	10 936	4 543	1 129	178
805	Nursing and personal care facilities -----	16	42 320	19 494	4 873	1 404
8051	Skilled nursing care facilities -----	10	38 473	17 645	4 445	1 270
8052	Intermediate care facilities -----	2	(D)	(D)	(D)	BB
8059	Nursing and personal care facilities, n.e.c. -----	4	(D)	(D)	(D)	CC
806	Hospitals -----	5	106 003	32 467	8 004	1 767
8062	General medical and surgical hospitals -----	2	(D)	(D)	(D)	GG
8063, 9	Specialty hospitals -----	3	(D)	(D)	(D)	EE
807, 8, 9	Other health services -----	92	77 683	25 755	5 543	1 342
807	Medical and dental laboratories -----	53	(D)	(D)	(D)	EE
8071	Medical laboratories -----	26	(D)	(D)	(D)	EE
8072	Dental laboratories -----	27	(D)	(D)	(D)	CC
808	Home health care services -----	17	(D)	(D)	(D)	FF
809	Miscellaneous health and allied services, n.e.c. -----	22	15 819	4 719	1 103	161
8092	Kidney dialysis centers -----	—	—	—	—	—
8093	Specialty outpatient facilities, n.e.c. -----	14	10 630	3 492	805	97
8099	Health and allied services, n.e.c. -----	8	5 189	1 227	298	64
<b>81</b>	<b>Legal services -----</b>	<b>379</b>	<b>171 729</b>	<b>83 008</b>	<b>18 165</b>	<b>1 957</b>
<b>823, 4, 9</b>	<b>Selected educational services -----</b>	<b>27</b>	<b>13 632</b>	<b>4 082</b>	<b>955</b>	<b>265</b>
823	Libraries -----	1	(D)	(D)	(D)	AA
824	Vocational schools -----	9	(D)	(D)	(D)	CC
829	Schools and educational services, n.e.c. -----	17	(D)	(D)	(D)	CC
<b>83</b>	<b>Social services -----</b>	<b>175</b>	<b>50 420</b>	<b>22 003</b>	<b>5 445</b>	<b>2 090</b>
835	Child day care services -----	74	16 500	7 744	1 854	991
832, 3, 6, 9	Other social services -----	101	33 920	14 259	3 591	1 099
<b>87 ex. 8733</b>	<b>Engineering, accounting, research, management, and related services (except noncommercial research organizations) -----</b>	<b>504</b>	<b>288 112</b>	<b>106 425</b>	<b>24 868</b>	<b>4 834</b>
871	Engineering, architectural, and surveying services -----	196	117 284	51 385	11 474	1 638
8711	Engineering services -----	106	72 119	33 070	7 517	1 029
8712	Architectural services -----	66	40 796	16 410	3 523	501
8713	Surveying services -----	24	4 369	1 905	434	108
872	Accounting, auditing, and bookkeeping services -----	173	45 871	21 729	5 044	1 300
873 ex. 8733	Research, development, and testing services (except noncommercial research organizations) -----	32	75 194	12 466	3 338	495
8731	Commercial physical and biological research -----	12	(D)	(D)	(D)	CC
8732	Commercial economic, sociological, and educational research -----	10	(D)	(D)	(D)	CC
8734	Testing laboratories -----	10	4 015	1 551	360	83
874	Management and public relations services -----	103	49 763	20 845	5 012	1 401
8741	Management services -----	37	30 758	14 665	3 647	1 144
8742	Management consulting services -----	43	12 278	4 447	1 031	199
8743	Public relations services -----	7	(D)	(D)	(D)	BB
8744	Facilities support management services -----	2	(D)	(D)	(D)	AA
8748	Business consulting services, n.e.c. -----	14	5 702	1 358	250	33
<b>89</b>	<b>Services, n.e.c. -----</b>	<b>33</b>	<b>28 505</b>	<b>10 684</b>	<b>2 556</b>	<b>314</b>

**Table 5. Summary Statistics for Firms Subject to Federal Income Tax for Places With 350 Establishments or More: 1992 — Con.**

[Includes only establishments with payroll. For meaning of abbreviations and symbols, see introductory text. For explanation of terms and comparability of 1987 and 1992 censuses, see appendix A. For information on geographic areas followed by ▲, see appendix F]

SIC code	Geographic area and kind of business or operation	Establishments (number)	Receipts (\$1,000)	Annual payroll (\$1,000)	First-quarter payroll (\$1,000)	Paid employees for pay period including March 12 (number)
	<b>YUMA</b>					
	<b>Total .....</b>	<b>470</b>	<b>196 441</b>	<b>75 385</b>	<b>17 196</b>	<b>4 274</b>
<b>70 ex. 704</b>	<b>Hotels, rooming houses, camps, and other lodging places (except membership lodging) .....</b>	<b>33</b>	<b>17 470</b>	<b>3 432</b>	<b>938</b>	<b>464</b>
7011	Hotels and motels .....	25	13 890	2 883	789	382
7011 pt.	Hotels .....	7	(D)	(D)	(D)	CC
7011 pt.	Motels, motor hotels, and tourist courts .....	18	(D)	(D)	(D)	EE
702, 3	Other lodging places .....	8	3 580	549	149	82
<b>72</b>	<b>Personal services .....</b>	<b>49</b>	<b>9 688</b>	<b>3 534</b>	<b>948</b>	<b>301</b>
721	Laundry, cleaning, and garment services .....	14	5 075	1 610	391	138
7211	Power laundries, family and commercial* .....	—	—	—	—	—
7213	Linen supply* .....	1	(D)	(D)	(D)	BB
7215	Coin-operated laundries and drycleaning .....	6	(D)	(D)	(D)	BB
7216	Drycleaning plants, except rug cleaning* .....	4	(D)	(D)	(D)	BB
7217	Carpet and upholstery cleaning .....	3	(D)	(D)	(D)	AA
7218	Industrial laundriers* .....	—	—	—	—	—
7212, 9	Other laundry, cleaning, and garment services* .....	—	—	—	—	—
722	Photographic studios, portrait .....	4	455	135	32	22
723, 4	Beauty and barber shops .....	26	(D)	(D)	(D)	CC
723	Beauty shops .....	25	(D)	(D)	(D)	CC
724	Barber shops .....	1	(D)	(D)	(D)	AA
725	Shoe repair shops and shoeshine parlors .....	—	—	—	—	—
726	Funeral service and crematories .....	4	1 269	267	72	16
729	Miscellaneous personal services .....	1	(D)	(D)	(D)	AA
<b>73</b>	<b>Business services .....</b>	<b>57</b>	<b>17 212</b>	<b>7 842</b>	<b>1 975</b>	<b>731</b>
731	Advertising .....	2	(D)	(D)	(D)	AA
732	Consumer credit reporting agencies, mercantile reporting agencies, and adjustment and collection agencies .....	4	(D)	(D)	(D)	BB
733	Mailing, reproduction, commercial art and photography, and stenographic services .....	1	(D)	(D)	(D)	AA
734	Services to dwellings and other buildings .....	19	4 107	1 924	495	255
735	Miscellaneous equipment rental and leasing .....	6	(D)	(D)	(D)	BB
736	Personnel supply services .....	4	(D)	(D)	(D)	CC
737	Computer programming, data processing, and other computer related services .....	4	(D)	(D)	(D)	BB
7371, 2, 3	Computer programming, prepackaged software, and integrated systems .....	2	(D)	(D)	(D)	BB
7374, 5, 6 7377, 8, 9	Data processing services .....	—	—	—	—	—
	Computer rental and leasing, maintenance, and related services, n.e.c. .....	2	(D)	(D)	(D)	AA
738	Miscellaneous business services .....	17	4 153	1 550	401	153
<b>75</b>	<b>Automotive repair, services, and parking .....</b>	<b>58</b>	<b>21 255</b>	<b>4 968</b>	<b>1 270</b>	<b>304</b>
751	Automotive rental and leasing, without drivers .....	7	(D)	(D)	(D)	BB
752	Automobile parking .....	—	—	—	—	—
753	Automotive repair shops .....	44	(D)	(D)	(D)	CC
7532	Top, body, and upholstery repair shops and paint shops .....	9	(D)	(D)	(D)	BB
7538	General automotive repair shops .....	19	5 679	1 670	458	114
7533, 4, 6, 7, 9	Other automotive repair shops .....	16	3 966	812	231	55
754	Automotive services, except repair .....	7	1 523	448	115	42
<b>76</b>	<b>Miscellaneous repair services .....</b>	<b>20</b>	<b>5 456</b>	<b>1 342</b>	<b>346</b>	<b>76</b>
762	Electrical repair shops .....	8	(D)	(D)	(D)	BB
7622	Radio and television repair shops .....	4	1 141	208	53	13
7623, 9	Other electrical and electronic repair shops .....	4	(D)	(D)	(D)	BB
763	Watch, clock, and jewelry repair .....	1	(D)	(D)	(D)	AA
764	Reupholstery and furniture repair .....	1	(D)	(D)	(D)	AA
769	Miscellaneous repair and related services .....	10	2 053	442	107	31
<b>78, 79, 84</b>	<b>Amusement and recreation services, including motion pictures and museums .....</b>	<b>25</b>	<b>8 729</b>	<b>2 023</b>	<b>576</b>	<b>344</b>
781, 2	Motion picture production, distribution, and services .....	1	(D)	(D)	(D)	AA
783	Motion picture theaters .....	1	(D)	(D)	(D)	BB
784	Video tape rental .....	3	(D)	(D)	(D)	BB
792	Theatrical producers (except motion picture), bands, orchestras, and entertainers .....	1	(D)	(D)	(D)	AA
793	Bowling centers .....	2	(D)	(D)	(D)	BB
79 ex. 792, 3, 84	Commercial sports and other amusement and recreation services, including museums .....	17	(D)	(D)	(D)	CC
<b>80</b>	<b>Health services .....</b>	<b>139</b>	<b>71 709</b>	<b>30 994</b>	<b>6 435</b>	<b>1 168</b>
801	Offices and clinics of doctors of medicine .....	70	34 190	16 932	3 261	405
802	Offices and clinics of dentists .....	24	(D)	(D)	(D)	CC
803	Offices and clinics of doctors of osteopathy .....	2	(D)	(D)	(D)	AA
804	Offices and clinics of other health practitioners .....	24	6 997	3 365	659	122
805	Nursing and personal care facilities .....	5	(D)	(D)	(D)	EE
806	Hospitals .....	—	—	—	—	—
807, 8, 9	Other health services .....	14	(D)	(D)	(D)	CC
<b>81</b>	<b>Legal services .....</b>	<b>36</b>	<b>(D)</b>	<b>(D)</b>	<b>(D)</b>	<b>CC</b>
<b>823, 4, 9</b>	<b>Selected educational services .....</b>	<b>1</b>	<b>(D)</b>	<b>(D)</b>	<b>(D)</b>	<b>AA</b>

**Table 5. Summary Statistics for Firms Subject to Federal Income Tax for Places With 350 Establishments or More: 1992 — Con.**

[Includes only establishments with payroll. For meaning of abbreviations and symbols, see introductory text. For explanation of terms and comparability of 1987 and 1992 censuses, see appendix A. For information on geographic areas followed by ▲, see appendix F]

SIC code	Geographic area and kind of business or operation	Establishments (number)	Receipts (\$1,000)	Annual payroll (\$1,000)	First-quarter payroll (\$1,000)	Paid employees for pay period including March 12 (number)
	<b>YUMA—Con.</b>					
<b>83</b>	<b>Social services</b> .....	<b>16</b>	<b>(D)</b>	<b>(D)</b>	<b>(D)</b>	<b>CC</b>
835	Child day care services .....	8	(D)	(D)	(D)	CC
832, 3, 6, 9	Other social services .....	8	(D)	(D)	(D)	BB
<b>87 ex. 8733</b>	<b>Engineering, accounting, research, management, and related services (except noncommercial research organizations)</b> .....	<b>36</b>	<b>30 519</b>	<b>16 028</b>	<b>3 697</b>	<b>610</b>
871	Engineering, architectural, and surveying services .....	10	(D)	(D)	(D)	BB
872	Accounting, auditing, and bookkeeping services .....	18	5 269	2 081	591	142
873 ex. 8733	Research, development, and testing services (except noncommercial research organizations) .....	3	(D)	(D)	(D)	EE
874	Management and public relations services .....	5	3 256	828	179	44
<b>89</b>	<b>Services, n.e.c.</b> .....	<b>—</b>	<b>—</b>	<b>—</b>	<b>—</b>	<b>—</b>

**Table 6. Summary Statistics for Firms Subject to Federal Income Tax for Counties With 350 Establishments or More: 1992**

[Includes only establishments with payroll. For meaning of abbreviations and symbols, see introductory text. For explanation of terms and comparability of 1987 and 1992 censuses, see appendix A. For information on geographic areas followed by ▲, see appendix F]

SIC code	Geographic area and kind of business or operation	Establishments (number)	Receipts (\$1,000)	Annual payroll (\$1,000)	First-quarter payroll (\$1,000)	Paid employees for pay period including March 12 (number)
	<b>COCHISE COUNTY</b>					
	<b>Total</b> .....	<b>480</b>	<b>274 079</b>	<b>89 095</b>	<b>20 886</b>	<b>4 192</b>
<b>70 ex. 704</b>	<b>Hotels, rooming houses, camps, and other lodging places (except membership lodging)</b> .....	<b>39</b>	<b>16 101</b>	<b>4 046</b>	<b>956</b>	<b>555</b>
7011	Hotels and motels .....	32	14 769	3 794	875	531
7011 pt.	Hotels .....	8	5 637	1 563	357	191
7011 pt.	Motels, motor hotels, and tourist courts .....	24	9 132	2 231	518	340
702, 3	Other lodging places .....	7	1 332	252	81	24
<b>72</b>	<b>Personal services</b> .....	<b>50</b>	<b>6 604</b>	<b>2 291</b>	<b>505</b>	<b>231</b>
721	Laundry, cleaning, and garment services .....	14	2 249	769	157	73
7211	Power laundries, family and commercial* .....	1	(D)	(D)	(D)	BB
7213	Linen supply* .....	—	—	—	—	—
7215	Coin-operated laundries and drycleaning .....	4	(D)	(D)	(D)	AA
7216	Drycleaning plants, except rug cleaning* .....	6	1 154	389	72	36
7217	Carpet and upholstery cleaning .....	3	(D)	(D)	(D)	AA
7218	Industrial laundries* .....	—	—	—	—	—
7212, 9	Other laundry, cleaning, and garment services* .....	—	—	—	—	—
722	Photographic studios, portrait .....	1	(D)	(D)	(D)	AA
723, 4	Beauty and barber shops .....	26	2 367	981	203	91
723	Beauty shops .....	23	(D)	(D)	(D)	BB
724	Barber shops .....	3	(D)	(D)	(D)	AA
725	Shoe repair shops and shoeshine parlors .....	—	—	—	—	—
726	Funeral service and crematories .....	6	1 508	425	104	35
729	Miscellaneous personal services .....	3	(D)	(D)	(D)	BB
<b>73</b>	<b>Business services</b> .....	<b>65</b>	<b>90 507</b>	<b>25 052</b>	<b>6 330</b>	<b>788</b>
731	Advertising .....	2	(D)	(D)	(D)	AA
732	Consumer credit reporting agencies, mercantile reporting agencies, and adjustment and collection agencies .....	2	(D)	(D)	(D)	AA
733	Mailing, reproduction, commercial art and photography, and stenographic services .....	—	—	—	—	—
734	Services to dwellings and other buildings .....	15	2 150	872	168	125
735	Miscellaneous equipment rental and leasing .....	10	2 746	755	134	35
736	Personnel supply services .....	1	(D)	(D)	(D)	AA
737	Computer programming, data processing, and other computer related services .....	22	77 758	20 205	5 347	451
7371, 2, 3	Computer programming, prepackaged software, and integrated systems .....	16	53 787	9 646	3 160	218
7374, 5, 6	Data processing services .....	—	—	—	—	—
7377, 8, 9	Computer rental and leasing, maintenance, and related services, n.e.c. .....	6	23 971	10 559	2 187	233
738	Miscellaneous business services .....	13	7 233	3 027	631	159

**Table 6. Summary Statistics for Firms Subject to Federal Income Tax for Counties With 350 Establishments or More: 1992 — Con.**

[Includes only establishments with payroll. For meaning of abbreviations and symbols, see introductory text. For explanation of terms and comparability of 1987 and 1992 censuses, see appendix A. For information on geographic areas followed by ▲, see appendix F]

SIC code	Geographic area and kind of business or operation	Establishments (number)	Receipts (\$1,000)	Annual payroll (\$1,000)	First-quarter payroll (\$1,000)	Paid employees for pay period including March 12 (number)
<b>COCHISE COUNTY — Con.</b>						
<b>75</b>	<b>Automotive repair, services, and parking</b> .....	<b>57</b>	<b>20 225</b>	<b>5 865</b>	<b>1 431</b>	<b>363</b>
751	Automotive rental and leasing, without drivers .....	5	1 171	204	57	20
752	Automobile parking .....	—	—	—	—	—
753	Automotive repair shops .....	43	15 076	4 427	1 071	251
7532	Top, body, and upholstery repair shops and paint shops .....	7	1 447	393	119	33
7538	General automotive repair shops .....	30	12 140	3 612	858	200
7533, 4, 6, 7, 9	Other automotive repair shops .....	6	1 489	422	94	18
754	Automotive services, except repair .....	9	3 978	1 234	303	92
<b>76</b>	<b>Miscellaneous repair services</b> .....	<b>22</b>	<b>3 797</b>	<b>1 144</b>	<b>286</b>	<b>86</b>
762	Electrical repair shops .....	9	2 179	704	173	53
7622	Radio and television repair shops .....	3	406	134	32	16
7623, 9	Other electrical and electronic repair shops .....	6	1 773	570	141	37
763	Watch, clock, and jewelry repair .....	—	—	—	—	—
764	Reupholstery and furniture repair .....	—	—	—	—	—
769	Miscellaneous repair and related services .....	13	1 618	440	113	33
<b>78, 79, 84</b>	<b>Amusement and recreation services, including motion pictures and museums</b> .....	<b>30</b>	<b>5 472</b>	<b>1 513</b>	<b>387</b>	<b>212</b>
781, 2	Motion picture production, distribution, and services .....	—	—	—	—	—
783	Motion picture theaters .....	2	(D)	(D)	(D)	AA
784	Video tape rental .....	11	1 223	366	83	42
792	Theatrical producers (except motion picture), bands, orchestras, and entertainers .....	—	—	—	—	—
793	Bowling centers .....	2	(D)	(D)	(D)	AA
79 ex. 792, 3; 84	Commercial sports and other amusement and recreation services, including museums .....	15	3 170	971	260	141
<b>80</b>	<b>Health services</b> .....	<b>113</b>	<b>50 069</b>	<b>21 691</b>	<b>4 770</b>	<b>860</b>
801	Offices and clinics of doctors of medicine .....	48	22 851	10 481	2 187	272
802	Offices and clinics of dentists .....	23	7 217	2 547	623	115
803	Offices and clinics of doctors of osteopathy .....	10	5 453	2 419	508	74
804	Offices and clinics of other health practitioners .....	17	2 877	923	229	50
805	Nursing and personal care facilities .....	4	(D)	(D)	(D)	CC
806	Hospitals .....	1	(D)	(D)	(D)	BB
807, 8, 9	Other health services .....	10	2 981	1 287	313	54
<b>81</b>	<b>Legal services</b> .....	<b>31</b>	<b>4 948</b>	<b>2 031</b>	<b>405</b>	<b>79</b>
<b>823, 4, 9</b>	<b>Selected educational services</b> .....	<b>3</b>	<b>492</b>	<b>122</b>	<b>23</b>	<b>10</b>
<b>83</b>	<b>Social services</b> .....	<b>15</b>	<b>7 696</b>	<b>3 616</b>	<b>777</b>	<b>236</b>
835	Child day care services .....	6	1 128	521	121	87
832, 3, 6, 9	Other social services .....	9	6 568	3 095	656	149
<b>87 ex. 8733</b>	<b>Engineering, accounting, research, management, and related services (except noncommercial research organizations)</b> .....	<b>52</b>	<b>67 929</b>	<b>21 686</b>	<b>5 012</b>	<b>768</b>
871	Engineering, architectural, and surveying services .....	19	(D)	(D)	(D)	BB
872	Accounting, auditing, and bookkeeping services .....	16	(D)	(D)	(D)	BB
873 ex. 8733	Research, development, and testing services (except noncommercial research organizations) .....	6	(D)	(D)	(D)	CC
874	Management and public relations services .....	11	23 179	10 718	2 822	445
<b>89</b>	<b>Services, n.e.c.</b> .....	<b>3</b>	<b>239</b>	<b>38</b>	<b>4</b>	<b>4</b>
<b>COCONINO COUNTY</b>						
	<b>Total</b> .....	<b>790</b>	<b>365 312</b>	<b>100 823</b>	<b>20 451</b>	<b>6 307</b>
<b>70 ex. 704</b>	<b>Hotels, rooming houses, camps, and other lodging places (except membership lodging)</b> .....	<b>122</b>	<b>146 316</b>	<b>29 786</b>	<b>5 521</b>	<b>2 523</b>
7011	Hotels and motels .....	112	141 597	28 672	5 338	2 465
7011 pt.	Hotels .....	48	97 759	19 122	3 633	1 683
7011 pt.	Motels, motor hotels, and tourist courts .....	64	43 838	9 550	1 705	782
702, 3	Other lodging places .....	10	4 719	1 114	183	58
<b>72</b>	<b>Personal services</b> .....	<b>69</b>	<b>10 582</b>	<b>3 236</b>	<b>761</b>	<b>348</b>
721	Laundry, cleaning, and garment services .....	28	5 585	1 696	383	162
7211	Power laundries, family and commercial* .....	1	(D)	(D)	(D)	AA
7213	Linen supply* .....	2	(D)	(D)	(D)	BB
7215	Coin-operated laundries and drycleaning .....	9	1 222	274	68	37
7216	Drycleaning plants, except rug cleaning* .....	9	1 718	577	146	54
7217	Carpet and upholstery cleaning .....	4	440	123	36	13
7218	Industrial launderers* .....	1	(D)	(D)	(D)	AA
7212, 9	Other laundry, cleaning, and garment services* .....	2	(D)	(D)	(D)	AA
722	Photographic studios, portrait .....	5	443	62	13	14
723, 4	Beauty and barber shops .....	26	2 772	1 058	224	101
723	Beauty shops .....	26	2 772	1 058	224	101
724	Barber shops .....	—	—	—	—	—
725	Shoe repair shops and shoeshine parlors .....	1	(D)	(D)	(D)	AA
726	Funeral service and crematories .....	4	1 275	182	41	9
729	Miscellaneous personal services .....	5	(D)	(D)	(D)	BB

**Table 6. Summary Statistics for Firms Subject to Federal Income Tax for Counties With 350 Establishments or More: 1992 — Con.**

[Includes only establishments with payroll. For meaning of abbreviations and symbols, see introductory text. For explanation of terms and comparability of 1987 and 1992 censuses, see appendix A. For information on geographic areas followed by ▲, see appendix F]

SIC code	Geographic area and kind of business or operation	Establishments (number)	Receipts (\$1,000)	Annual payroll (\$1,000)	First-quarter payroll (\$1,000)	Paid employees for pay period including March 12 (number)
<b>COCONINO COUNTY — Con.</b>						
<b>73</b>	<b>Business services .....</b>	<b>94</b>	<b>25 740</b>	<b>8 155</b>	<b>1 771</b>	<b>669</b>
731	Advertising .....	2	(D)	(D)	(D)	AA
732	Consumer credit reporting agencies, mercantile reporting agencies, and adjustment and collection agencies .....	3	489	188	40	17
733	Mailing, reproduction, commercial art and photography, and stenographic services .....	14	2 731	545	125	65
734	Services to dwellings and other buildings .....	25	3 361	1 215	250	136
735	Miscellaneous equipment rental and leasing .....	9	6 737	1 662	336	60
736	Personnel supply services .....	8	2 594	1 598	296	177
737	Computer programming, data processing, and other computer related services .....	7	2 621	833	225	27
7371, 2, 3	Computer programming, prepackaged software, and integrated systems .....	5	(D)	(D)	(D)	BB
7374, 5, 6	Data processing services .....	2	(D)	(D)	(D)	AA
7377, 8, 9	Computer rental and leasing, maintenance, and related services, n.e.c. ....	—	—	—	—	—
738	Miscellaneous business services .....	26	(D)	(D)	(D)	CC
<b>75</b>	<b>Automotive repair, services, and parking .....</b>	<b>86</b>	<b>31 570</b>	<b>7 188</b>	<b>1 598</b>	<b>434</b>
751	Automotive rental and leasing, without drivers .....	5	6 952	1 179	261	82
752	Automobile parking .....	—	—	—	—	—
753	Automotive repair shops .....	63	21 137	5 147	1 156	271
7532	Top, body, and upholstery repair shops and paint shops .....	13	4 538	1 102	218	49
7538	General automotive repair shops .....	37	13 362	3 473	820	188
7533, 4, 6, 7, 9	Other automotive repair shops .....	13	3 237	572	118	34
754	Automotive services, except repair .....	18	3 481	862	181	81
<b>76</b>	<b>Miscellaneous repair services .....</b>	<b>35</b>	<b>7 230</b>	<b>1 850</b>	<b>477</b>	<b>124</b>
762	Electrical repair shops .....	9	2 668	777	222	52
7622	Radio and television repair shops .....	2	(D)	(D)	(D)	AA
7623, 9	Other electrical and electronic repair shops .....	7	(D)	(D)	(D)	BB
763	Watch, clock, and jewelry repair .....	—	—	—	—	—
764	Reupholstery and furniture repair .....	5	371	132	20	25
769	Miscellaneous repair and related services .....	21	4 191	941	235	47
<b>78, 79, 84</b>	<b>Amusement and recreation services, including motion pictures and museums .....</b>	<b>56</b>	<b>37 654</b>	<b>8 659</b>	<b>1 443</b>	<b>596</b>
781, 2	Motion picture production, distribution, and services .....	2	(D)	(D)	(D)	BB
783	Motion picture theaters .....	7	(D)	(D)	(D)	BB
784	Video tape rental .....	6	2 351	511	124	46
792	Theatrical producers (except motion picture), bands, orchestras, and entertainers .....	2	(D)	(D)	(D)	AA
793	Bowling centers .....	4	1 055	226	62	35
79 ex. 792, 3, 84	Commercial sports and other amusement and recreation services, including museums .....	35	24 277	6 816	1 000	392
<b>80</b>	<b>Health services .....</b>	<b>191</b>	<b>69 304</b>	<b>28 301</b>	<b>5 701</b>	<b>1 032</b>
801	Offices and clinics of doctors of medicine .....	74	38 064	17 553	3 295	358
802	Offices and clinics of dentists .....	49	11 163	3 286	749	226
803	Offices and clinics of doctors of osteopathy .....	4	637	252	44	7
804	Offices and clinics of other health practitioners .....	47	7 066	2 148	459	111
805	Nursing and personal care facilities .....	2	(D)	(D)	(D)	CC
806	Hospitals .....	1	(D)	(D)	(D)	BB
807, 8, 9	Other health services .....	14	2 832	848	190	44
<b>81</b>	<b>Legal services .....</b>	<b>41</b>	<b>11 531</b>	<b>3 549</b>	<b>808</b>	<b>142</b>
<b>823, 4, 9</b>	<b>Selected educational services .....</b>	<b>5</b>	<b>1 697</b>	<b>501</b>	<b>125</b>	<b>31</b>
<b>83</b>	<b>Social services .....</b>	<b>18</b>	<b>2 792</b>	<b>1 049</b>	<b>198</b>	<b>90</b>
835	Child day care services .....	6	772	353	55	39
832, 3, 6, 9	Other social services .....	12	2 020	696	143	51
<b>87 ex. 8733</b>	<b>Engineering, accounting, research, management, and related services (except noncommercial research organizations) .....</b>	<b>66</b>	<b>15 515</b>	<b>6 066</b>	<b>1 370</b>	<b>264</b>
871	Engineering, architectural, and surveying services .....	16	5 328	2 388	496	97
872	Accounting, auditing, and bookkeeping services .....	27	5 027	1 866	449	97
873 ex. 8733	Research, development, and testing services (except noncommercial research organizations) .....	3	(D)	(D)	(D)	AA
874	Management and public relations services .....	20	(D)	(D)	(D)	BB
<b>89</b>	<b>Services, n.e.c. ....</b>	<b>7</b>	<b>5 381</b>	<b>2 483</b>	<b>678</b>	<b>54</b>



**Table 6. Summary Statistics for Firms Subject to Federal Income Tax for Counties With 350 Establishments or More: 1992 – Con.**

[Includes only establishments with payroll. For meaning of abbreviations and symbols, see introductory text. For explanation of terms and comparability of 1987 and 1992 censuses, see appendix A. For information on geographic areas followed by ▲, see appendix F]

SIC code	Geographic area and kind of business or operation	Establishments (number)	Receipts (\$1,000)	Annual payroll (\$1,000)	First-quarter payroll (\$1,000)	Paid employees for pay period including March 12 (number)
<b>MARICOPA COUNTY</b>						
<b>Total -----</b>		<b>18 640</b>	<b>11 789 025</b>	<b>4 538 018</b>	<b>1 018 634</b>	<b>207 314</b>
<b>70 ex. 704</b>	<b>Hotels, rooming houses, camps, and other lodging places (except membership lodging) -----</b>	<b>282</b>	<b>847 851</b>	<b>253 559</b>	<b>65 954</b>	<b>21 500</b>
7011	Hotels and motels -----	238	822 297	249 969	64 963	21 017
7011 pt.	Hotels -----	126	759 511	235 472	61 346	19 284
7011 pt.	Hotels, 25 guestrooms or more -----	120	758 407	235 218	61 311	19 225
7011 pt.	Hotels, less than 25 guestrooms -----	6	1 104	254	35	59
7011 pt.	Motels, motor hotels, and tourist courts -----	112	62 786	14 497	3 617	1 733
7011 pt.	Motels, tourist courts -----	87	(D)	(D)	(D)	GG
7011 pt.	Motor hotels -----	25	(D)	(D)	(D)	FF
702, 3	Other lodging places -----	44	25 554	3 590	991	483
702	Rooming and boarding houses -----	9	(D)	(D)	(D)	BB
703	Camps and recreational vehicle parks -----	35	(D)	(D)	(D)	EE
7032	Sporting and recreational camps -----	5	1 545	496	129	111
7033	Recreational vehicle parks and campsites -----	30	(D)	(D)	(D)	EE
<b>72</b>	<b>Personal services -----</b>	<b>1 825</b>	<b>418 521</b>	<b>149 711</b>	<b>36 965</b>	<b>13 795</b>
721	Laundry, cleaning, and garment services -----	512	174 329	55 657	13 298	4 579
7211	Power laundries, family and commercial* -----	10	2 933	1 321	355	127
7213	Linen supply* -----	9	34 153	10 531	2 583	814
7215	Coin-operated laundries and drycleaning -----	89	22 987	4 046	1 022	413
7215 pt.	Coin-operated laundries and drycleaning stores -----	84	(D)	(D)	(D)	EE
7215 pt.	Coin-operated laundry routes -----	5	(D)	(D)	(D)	BB
7216	Drycleaning plants, except rug cleaning* -----	204	52 809	19 393	4 614	1 746
7217	Carpet and upholstery cleaning -----	125	(D)	(D)	(D)	FF
7218	Industrial launderers* -----	12	30 939	10 243	2 338	542
7212, 9	Other laundry, cleaning, and garment services* -----	63	(D)	(D)	(D)	EE
7212	Garment pressing, and agents for laundries and drycleaners -----	22	(D)	(D)	(D)	BB
7219	Laundry and garment services, n.e.c.* -----	41	(D)	(D)	(D)	CC
722	Photographic studios, portrait -----	105	28 446	9 329	2 044	851
723, 4	Beauty and barber shops -----	937	126 191	56 514	14 388	5 215
723	Beauty shops -----	879	121 423	54 265	13 808	5 046
724	Barber shops -----	58	4 768	2 249	580	169
725	Shoe repair shops and shoeshine parlors -----	34	2 244	551	130	46
726	Funeral service and crematories -----	50	29 922	8 929	2 092	400
729	Miscellaneous personal services -----	187	57 389	18 731	5 013	2 704
7291	Tax return preparation services -----	56	(D)	(D)	(D)	GG
7299	Miscellaneous personal services, n.e.c. -----	131	(D)	(D)	(D)	GG
7299 pt.	Massage parlors, tanning salons, and saunas -----	24	1 830	412	96	57
7299 pt.	Other personal services -----	107	(D)	(D)	(D)	GG
7299 pt.	Diet and weight reducing services -----	24	20 197	5 728	1 158	379
7299 pt.	Formal wear rental -----	17	4 514	849	160	75
7299 pt.	Other personal services, n.e.c. -----	66	(D)	(D)	(D)	FF
<b>73</b>	<b>Business services -----</b>	<b>3 659</b>	<b>2 708 378</b>	<b>1 044 879</b>	<b>241 808</b>	<b>61 530</b>
731	Advertising -----	205	103 963	31 032	7 164	1 028
7311	Advertising agencies -----	150	63 658	21 428	5 096	643
7312	Outdoor advertising services -----	9	(D)	(D)	(D)	BB
7313	Radio, television, publishers' advertising representatives -----	10	(D)	(D)	(D)	CC
7313 pt.	Radio, television advertising representatives -----	2	(D)	(D)	(D)	AA
7313 pt.	Publishers' advertising representatives -----	8	(D)	(D)	(D)	CC
7319	Advertising, n.e.c. -----	36	18 560	5 071	1 091	223
732	Consumer credit reporting agencies, mercantile reporting agencies, and adjustment and collection agencies -----	97	(D)	(D)	(D)	GG
7322	Adjustment and collection services -----	68	(D)	(D)	(D)	GG
7323	Credit reporting services -----	29	34 274	7 459	1 762	354
733	Mailing, reproduction, commercial art and photography, and stenographic services -----	410	(D)	(D)	(D)	HH
7331	Direct mail advertising services -----	50	(D)	(D)	(D)	FF
7331 pt.	Mailing list compilers, brokers, and managers -----	15	(D)	(D)	(D)	BB
7331 pt.	Direct mail advertising services, except mailing list services -----	35	(D)	(D)	(D)	FF
7334	Photocopying and duplicating services -----	62	42 692	12 432	3 161	787
7334 pt.	Blueprinting and photocopying services -----	60	(D)	(D)	(D)	FF
7334 pt.	Duplicating services, except printing and photocopying -----	2	(D)	(D)	(D)	AA
7335, 6	Commercial photography, art, and graphics -----	183	56 596	17 423	3 895	689
7335	Commercial photography -----	36	11 983	3 811	924	180
7336	Commercial art and graphic design -----	147	44 613	13 612	2 971	509
7336 pt.	Commercial art -----	23	4 638	1 107	187	32
7336 pt.	Graphic arts and related design -----	124	39 975	12 505	2 784	477
7338	Secretarial and court reporting services -----	115	(D)	(D)	(D)	EE
734	Services to dwellings and other buildings -----	712	193 202	87 991	20 021	8 433
7342	Disinfecting and pest control services -----	188	65 569	24 223	5 175	1 281
7349	Building cleaning and maintenance services, n.e.c. -----	524	127 633	63 768	14 846	7 152
735	Miscellaneous equipment rental and leasing -----	263	223 934	60 369	14 144	2 791
7352	Medical equipment rental and leasing -----	30	28 551	6 372	1 543	240
7353	Heavy construction equipment rental and leasing -----	52	(D)	(D)	(D)	FF
7353 pt.	Rental and leasing of heavy construction equipment without operators -----	35	(D)	(D)	(D)	EE
7353 pt.	Rental and leasing of heavy construction equipment with operators -----	17	(D)	(D)	(D)	CC
7359	Equipment rental and leasing, n.e.c. -----	181	(D)	(D)	(D)	GG
7359 pt.	Equipment rental -----	160	(D)	(D)	(D)	GG
7359 pt.	Rent-to-own -----	39	(D)	(D)	(D)	EE
7359 pt.	Equipment rental, except rent-to-own -----	121	(D)	(D)	(D)	GG
7359 pt.	Equipment leasing, except finance leasing -----	21	(D)	(D)	(D)	EE

**Table 6. Summary Statistics for Firms Subject to Federal Income Tax for Counties With 350 Establishments or More: 1992 — Con.**

[Includes only establishments with payroll. For meaning of abbreviations and symbols, see introductory text. For explanation of terms and comparability of 1987 and 1992 censuses, see appendix A. For information on geographic areas followed by ▲, see appendix F]

SIC code	Geographic area and kind of business or operation	Establishments (number)	Receipts (\$1,000)	Annual payroll (\$1,000)	First-quarter payroll (\$1,000)	Paid employees for pay period including March 12 (number)
<b>MARICOPA COUNTY — Con.</b>						
<b>73</b>	<b>Business services — Con.</b>					
736	Personnel supply services .....	362	447 372	333 682	75 220	24 813
7361	Employment agencies .....	127	41 252	23 659	6 442	2 030
7363	Help supply services .....	235	406 120	310 023	68 778	22 783
7363 pt.	Temporary help supply .....	186	288 950	219 107	48 223	15 653
7363 pt.	Help supply, except temporary .....	49	117 170	90 916	20 555	7 130
7363 pt.	Employee leasing .....	38	(D)	(D)	(D)	II
7363 pt.	Other help supply services .....	11	(D)	(D)	(D)	EE
737	Computer programming, data processing, and other computer related services .....	674	(D)	(D)	(D)	II
7371, 2, 3	Computer programming, prepackaged software, and integrated systems .....	390	450 018	166 068	37 461	3 610
7371	Computer programming services .....	253	157 263	78 115	18 209	1 763
7372	Prepackaged software .....	91	183 908	54 128	11 413	988
7373	Computer integrated systems .....	46	108 847	33 825	7 839	859
7374, 5, 6	Data processing services .....	103	(D)	(D)	(D)	GG
7374, 5	Computer processing, information retrieval .....	101	(D)	(D)	(D)	GG
7374	Computer processing and data preparation and processing services .....	90	(D)	(D)	(D)	GG
7375	Information retrieval services .....	11	(D)	(D)	(D)	CC
7376	Computer facilities management services .....	2	(D)	(D)	(D)	BB
7377, 8, 9	Computer rental and leasing, maintenance, and related services, n.e.c. ....	181	(D)	(D)	(D)	GG
7377	Computer rental and leasing .....	13	(D)	(D)	(D)	CC
7378	Computer maintenance and repair .....	68	(D)	(D)	(D)	FF
7379	Computer related services, n.e.c. ....	100	(D)	(D)	(D)	EE
7379 pt.	Computer consultants .....	85	30 421	16 210	3 508	375
7379 pt.	Miscellaneous computer services, n.e.c. ....	15	(D)	(D)	(D)	BB
738	Miscellaneous business services .....	936	544 117	194 679	46 309	13 512
7381, 2	Detective agencies and protective services .....	160	128 864	66 962	15 774	5 442
7381	Detective, guard, and armored car services .....	120	83 577	52 063	12 007	4 597
7381 pt.	Detective agencies and guard services .....	115	(D)	(D)	(D)	HH
7381 pt.	Armored car services .....	5	(D)	(D)	(D)	CC
7382	Security systems services .....	40	45 287	14 899	3 767	845
7383	News syndicates .....	5	(D)	(D)	(D)	BB
7384	Photofinishing laboratories* .....	84	(D)	(D)	(D)	FF
7384 pt.	Photofinishing laboratories, except "one-hour" (mini) labs* .....	40	38 925	8 034	1 946	467
7384 pt.	One-hour (mini) photofinishing* .....	44	(D)	(D)	(D)	CC
7389	Business services, n.e.c. ....	687	364 211	116 119	27 710	7 372
7389 pt.	Sign painting shops .....	24	(D)	(D)	(D)	BB
7389 pt.	Interior designing .....	61	(D)	(D)	(D)	CC
7389 pt.	Telephone answering services .....	38	(D)	(D)	(D)	EE
7389 pt.	Other business services .....	564	(D)	(D)	(D)	II
7389 pt.	Water softening and conditioning services .....	22	(D)	(D)	(D)	CC
7389 pt.	Packaging and labeling services .....	13	(D)	(D)	(D)	BB
7389 pt.	Trading stamp services .....	1	(D)	(D)	(D)	AA
7389 pt.	Miscellaneous business services .....	528	(D)	(D)	(D)	II
7389 pt.	Convention and trade show services .....	26	31 921	8 787	2 904	588
7389 pt.	Private mail centers .....	46	(D)	(D)	(D)	EE
7389 pt.	Miscellaneous business services, n.e.c. ....	456	(D)	(D)	(D)	II
<b>75</b>	<b>Automotive repair, services, and parking .....</b>	<b>1 691</b>	<b>927 221</b>	<b>200 158</b>	<b>46 706</b>	<b>11 834</b>
751	Automotive rental and leasing, without drivers .....	112	402 890	52 088	12 451	2 664
7513	Truck rental and leasing, without drivers .....	50	162 270	18 073	4 428	749
7513 pt.	Truck rental, without drivers .....	33	70 618	7 455	1 784	370
7513 pt.	Truck leasing, except finance leasing .....	17	91 652	10 618	2 644	379
7514, 5	Passenger car rental and leasing .....	56	236 472	33 283	7 857	1 883
7514	Passenger car rental .....	45	(D)	(D)	(D)	GG
7515	Passenger car leasing .....	11	(D)	(D)	(D)	BB
7519	Utility trailer and recreational vehicle rental .....	6	4 148	732	166	32
752	Automobile parking .....	85	17 568	4 300	1 056	438
7521 pt.	Parking lots .....	24	(D)	(D)	(D)	CC
7521 pt.	Parking structures .....	61	(D)	(D)	(D)	EE
753	Automotive repair shops .....	1 223	420 960	117 205	26 961	5 854
7532	Top, body, and upholstery repair shops and paint shops .....	266	104 785	31 878	7 132	1 482
7532 pt.	Top and body repair shops .....	243	(D)	(D)	(D)	GG
7532 pt.	Paint shops .....	23	(D)	(D)	(D)	CC
7538	General automotive repair shops .....	652	204 158	55 430	12 826	2 813
7538 pt.	General automotive repair shops, except diesel .....	611	(D)	(D)	(D)	HH
7538 pt.	Diesel repair shops .....	41	(D)	(D)	(D)	CC
7533, 4, 6, 7, 9	Other automotive repair shops .....	305	112 017	29 897	7 003	1 559
7533	Automotive exhaust system repair shops .....	30	9 182	2 167	474	97
7534	Tire retreading and repair shops .....	21	(D)	(D)	(D)	CC
7536	Automotive glass replacement shops .....	53	(D)	(D)	(D)	EE
7537	Automotive transmission repair shops .....	79	(D)	(D)	(D)	EE
7539	Automotive repair shops, n.e.c. ....	122	41 312	12 873	2 790	621
7539 pt.	Radiator repair .....	35	(D)	(D)	(D)	CC
7539 pt.	Brake, front end, and wheel alignment .....	34	12 328	3 916	935	180
7539 pt.	Automotive electrical and fuel system services .....	40	(D)	(D)	(D)	CC
7539 pt.	Carburetor repair shops .....	21	(D)	(D)	(D)	BB
7539 pt.	Automotive electrical repair shops .....	19	9 178	4 314	815	181
7539 pt.	Other automotive repair shops, n.e.c. ....	13	(D)	(D)	(D)	BB
754	Automotive services, except repair .....	271	85 803	26 565	6 238	2 878
7542	Carwashes .....	153	40 936	13 554	3 493	1 987
7549	Automotive services, except repair and carwashes .....	118	44 867	13 011	2 745	891
7549 pt.	Lubrication shops .....	58	(D)	(D)	(D)	EE
7549 pt.	Other automotive services .....	60	(D)	(D)	(D)	FF
7549 pt.	Towing services .....	40	(D)	(D)	(D)	EE
7549 pt.	Other automotive services, n.e.c. ....	20	(D)	(D)	(D)	EE

**Table 6. Summary Statistics for Firms Subject to Federal Income Tax for Counties With 350 Establishments or More: 1992 — Con.**

[Includes only establishments with payroll. For meaning of abbreviations and symbols, see introductory text. For explanation of terms and comparability of 1987 and 1992 censuses, see appendix A. For information on geographic areas followed by ▲, see appendix F]

SIC code	Geographic area and kind of business or operation	Establishments (number)	Receipts (\$1,000)	Annual payroll (\$1,000)	First-quarter payroll (\$1,000)	Paid employees for pay period including March 12 (number)
<b>MARICOPA COUNTY — Con.</b>						
<b>76</b>	<b>Miscellaneous repair services -----</b>	<b>702</b>	<b>317 555</b>	<b>93 140</b>	<b>22 884</b>	<b>4 365</b>
762	Electrical repair shops -----	243	(D)	(D)	(D)	GG
7622	Radio and television repair shops -----	52	(D)	(D)	(D)	CC
7623, 9	Other electrical and electronic repair shops -----	191	92 165	29 779	7 176	1 434
7623	Refrigeration and air-conditioning service and repair shops -----	48	23 810	6 726	1 447	279
7629	Electrical and electronic repair shops, n.e.c. -----	143	68 355	23 053	5 729	1 155
763	Watch, clock, and jewelry repair -----	12	3 235	526	204	26
764	Reupholstery and furniture repair -----	78	(D)	(D)	(D)	EE
769	Miscellaneous repair and related services -----	369	192 346	53 515	13 255	2 301
7692	Welding repair -----	30	(D)	(D)	(D)	CC
7694	Armature rewinding shops -----	24	26 566	7 460	1 740	263
7699	Repair shops and related services, n.e.c. -----	315	(D)	(D)	(D)	GG
7699 pt.	Farm machinery and equipment repair -----	8	4 142	911	222	56
7699 pt.	Lawnmower and other small gasoline engine repair -----	22	3 937	1 070	211	53
7699 pt.	Sewer and septic tank cleaning services -----	25	(D)	(D)	(D)	CC
7699 pt.	Other repair and related services, n.e.c. -----	260	134 684	36 290	9 190	1 576
<b>78, 79, 84</b>	<b>Amusement and recreation services, including motion pictures and museums -----</b>	<b>837</b>	<b>636 424</b>	<b>189 028</b>	<b>45 265</b>	<b>12 131</b>
781, 2	Motion picture production, distribution, and services -----	79	69 669	15 310	3 406	584
7812 pt.	Motion picture production, except for television -----	31	11 591	3 628	864	183
7812 pt.	Motion picture and tape production for television -----	22	11 293	3 366	721	87
7819	Services allied to motion picture production -----	20	34 439	7 388	1 482	262
7822 pt.	Motion picture film and tape distributors -----	5	(D)	(D)	(D)	BB
7822 pt.	Motion picture film exchanges -----	4	(D)	(D)	(D)	BB
7822 pt.	Video tape wholesalers -----	1	(D)	(D)	(D)	AA
7822 pt.	Film and tape distribution for television -----	—	—	—	—	—
7829	Services allied to motion picture distribution -----	1	(D)	(D)	(D)	AA
783	Motion picture theaters -----	52	(D)	(D)	(D)	GG
7832	Motion picture theaters, except drive-in -----	50	(D)	(D)	(D)	GG
7833	Drive-in motion picture theaters -----	2	(D)	(D)	(D)	BB
784	Video tape rental -----	153	43 068	7 123	1 719	937
792	Theatrical producers (except motion picture), bands, orchestras, and entertainers -----	68	(D)	(D)	(D)	EE
7922	Theatrical producers (except motion picture) and miscellaneous theatrical services -----	31	12 215	4 344	1 208	234
7922 pt.	Producers of live theatrical productions -----	12	(D)	(D)	(D)	CC
7922 pt.	Producers of radio and television shows, except tape producers -----	1	(D)	(D)	(D)	AA
7922 pt.	Artists' and entertainers' managers or agents, concert bureaus, booking agents -----	10	(D)	(D)	(D)	AA
7922 pt.	Other theatrical services -----	8	(D)	(D)	(D)	BB
7929	Bands, orchestras, actors, and other entertainers and entertainment groups -----	37	(D)	(D)	(D)	CC
7929 pt.	Dance groups and artists -----	1	(D)	(D)	(D)	AA
7929 pt.	Symphony orchestras, opera companies, and chamber music organizations -----	—	—	—	—	—
7929 pt.	Other music and entertainment presentations -----	36	(D)	(D)	(D)	CC
7929 pt.	Other music groups and artists -----	21	(D)	(D)	(D)	CC
7929 pt.	Other entertainers and entertainment groups -----	15	(D)	(D)	(D)	BB
793	Bowling centers -----	32	(D)	(D)	(D)	FF
79 ex. 792, 3, 84	Commercial sports and other amusement and recreation services, including museums -----	453	380 262	141 323	33 829	8 022
794	Commercial sports -----	43	(D)	(D)	(D)	GG
7941	Professional sports clubs, managers, promoters -----	19	43 586	53 443	12 048	285
7941 pt.	Baseball clubs -----	1	(D)	(D)	(D)	BB
7941 pt.	Football clubs -----	1	(D)	(D)	(D)	BB
7941 pt.	Other professional sports clubs -----	2	(D)	(D)	(D)	CC
7941 pt.	Managers and promoters -----	15	(D)	(D)	(D)	BB
7948	Racing, including track operation -----	24	(D)	(D)	(D)	GG
7948 pt.	Auto racetrack operation -----	2	(D)	(D)	(D)	CC
7948 pt.	Horse racetrack operation -----	1	(D)	(D)	(D)	EE
7948 pt.	Dog racetrack operation -----	2	(D)	(D)	(D)	EE
7948 pt.	Racing stables and racing, n.e.c. -----	19	(D)	(D)	(D)	CC
79 ex. 792, 3, 4; 84	Other amusement and recreation services, including museums -----	410	(D)	(D)	(D)	II
791	Dance studios, schools, and halls -----	43	7 250	2 475	670	294
7991	Physical fitness facilities -----	84	(D)	(D)	(D)	GG
7991 pt.	Physical fitness centers, except gymnasiums and athletic clubs -----	68	(D)	(D)	(D)	FF
7991 pt.	Gymnasiums and athletic clubs -----	16	(D)	(D)	(D)	EE
7992	Public golf courses -----	44	74 025	20 033	5 108	1 776
7993	Coin-operated amusement devices -----	35	(D)	(D)	(D)	CC
7996	Amusement parks -----	6	(D)	(D)	(D)	CC
7997	Membership sports and recreation clubs -----	39	66 459	25 399	6 284	1 592
7999, 84	Amusement and recreation services, including museums, n.e.c. -----	159	73 619	13 867	2 966	1 443
7999 pt.	Concession operators of amusement devices and rides -----	7	(D)	(D)	(D)	BB
7999 pt.	Carnivals, circuses, and fairs -----	6	(D)	(D)	(D)	BB
7999 pt.	Carnivals and circuses -----	6	(D)	(D)	(D)	BB
7999 pt., 84	Fairs -----	—	—	—	—	—
7999 pt.	Other recreation and amusements, including museums -----	146	(D)	(D)	(D)	GG
84	Museums, art galleries, and botanical and zoological gardens -----	4	(D)	(D)	(D)	BB
841	Museums and art galleries -----	2	(D)	(D)	(D)	AA
842	Arboreta and botanical or zoological gardens -----	2	(D)	(D)	(D)	BB
7999 pt.	Roller skating rinks -----	11	3 530	939	227	198
7999 pt.	Ice skating rinks -----	1	(D)	(D)	(D)	AA
7999 pt.	Other amusement and recreation services, n.e.c. -----	130	(D)	(D)	(D)	GG

**Table 6. Summary Statistics for Firms Subject to Federal Income Tax for Counties With 350 Establishments or More: 1992 – Con.**

[Includes only establishments with payroll. For meaning of abbreviations and symbols, see introductory text. For explanation of terms and comparability of 1987 and 1992 censuses, see appendix A. For information on geographic areas followed by ▲, see appendix F]

SIC code	Geographic area and kind of business or operation	Establishments (number)	Receipts (\$1,000)	Annual payroll (\$1,000)	First-quarter payroll (\$1,000)	Paid employees for pay period including March 12 (number)
<b>MARICOPA COUNTY—Con.</b>						
<b>80</b>	<b>Health services</b> -----	<b>4 710</b>	<b>3 080 858</b>	<b>1 349 986</b>	<b>280 616</b>	<b>37 566</b>
801	Offices and clinics of doctors of medicine -----	2 149	1 641 416	792 617	154 559	13 841
8011 pt.	Offices of doctors of medicine -----	2 081	(D)	(D)	(D)	JJ
8011 pt.	General medical clinics -----	68	(D)	(D)	(D)	GG
802	Offices and clinics of dentists -----	964	331 018	130 175	27 929	4 863
8021 pt.	Offices of dentists -----	956	328 261	129 069	27 690	4 819
8021 pt.	Dental clinics -----	8	2 757	1 106	239	44
803	Offices and clinics of doctors of osteopathy -----	217	106 141	51 368	10 039	1 128
8031 pt.	Offices of osteopathic physicians -----	214	(D)	(D)	(D)	GG
8031 pt.	Osteopathic clinics -----	3	(D)	(D)	(D)	AA
804	Offices and clinics of other health practitioners -----	910	203 771	72 371	15 720	2 964
8041	Offices and clinics of chiropractors -----	435	89 964	28 080	6 204	1 282
8042	Offices and clinics of optometrists -----	96	24 196	6 103	1 322	300
8043	Offices and clinics of podiatrists -----	81	(D)	(D)	(D)	EE
8049	Offices and clinics of health practitioners, n.e.c. -----	298	(D)	(D)	(D)	GG
805	Nursing and personal care facilities -----	65	(D)	(D)	(D)	II
8051	Skilled nursing care facilities -----	51	(D)	(D)	(D)	II
8052	Intermediate care facilities -----	6	(D)	(D)	(D)	BB
8059	Nursing and personal care facilities, n.e.c. -----	8	(D)	(D)	(D)	CC
806	Hospitals -----	11	251 564	85 215	22 202	3 433
8062	General medical and surgical hospitals -----	4	(D)	(D)	(D)	GG
8063, 9	Specialty hospitals -----	7	(D)	(D)	(D)	FF
8063	Psychiatric hospitals -----	5	(D)	(D)	(D)	FF
8069	Specialty hospitals, except psychiatric -----	2	(D)	(D)	(D)	CC
807, 8, 9	Other health services -----	394	(D)	(D)	(D)	II
807	Medical and dental laboratories -----	185	151 761	56 417	11 610	1 613
8071	Medical laboratories -----	87	(D)	(D)	(D)	GG
8072	Dental laboratories -----	98	(D)	(D)	(D)	EE
808	Home health care services -----	59	(D)	(D)	(D)	GG
809	Miscellaneous health and allied services, n.e.c. -----	150	(D)	(D)	(D)	GG
8092	Kidney dialysis centers -----	15	(D)	(D)	(D)	CC
8093	Specialty outpatient facilities, n.e.c. -----	93	(D)	(D)	(D)	GG
8099	Health and allied services, n.e.c. -----	42	(D)	(D)	(D)	EE
<b>81</b>	<b>Legal services</b> -----	<b>1 385</b>	<b>943 993</b>	<b>450 885</b>	<b>95 767</b>	<b>9 779</b>
<b>823, 4, 9</b>	<b>Selected educational services</b> -----	<b>188</b>	<b>(D)</b>	<b>(D)</b>	<b>(D)</b>	<b>GG</b>
823	Libraries -----	1	(D)	(D)	(D)	AA
824	Vocational schools -----	79	(D)	(D)	(D)	GG
8243	Data processing schools -----	16	(D)	(D)	(D)	CC
8244	Business and secretarial schools -----	10	(D)	(D)	(D)	CC
8249	Vocational schools, n.e.c. -----	53	(D)	(D)	(D)	GG
829	Schools and educational services, n.e.c. -----	108	(D)	(D)	(D)	FF
<b>83</b>	<b>Social services</b> -----	<b>548</b>	<b>(D)</b>	<b>(D)</b>	<b>(D)</b>	<b>II</b>
835	Child day care services -----	304	(D)	(D)	(D)	HH
832, 3, 6, 9	Other social services -----	244	125 509	50 542	11 492	2 983
832	Individual and family social services -----	93	(D)	(D)	(D)	FF
833	Job training and vocational rehabilitation services -----	30	(D)	(D)	(D)	EE
836	Residential care -----	113	(D)	(D)	(D)	GG
839	Social services, n.e.c. -----	8	6 434	1 523	321	46
<b>87 ex. 8733</b>	<b>Engineering, accounting, research, management, and related services (except noncommercial research organizations)</b> -----	<b>2 675</b>	<b>1 527 327</b>	<b>660 413</b>	<b>149 095</b>	<b>24 923</b>
871	Engineering, architectural, and surveying services -----	735	541 942	240 155	56 302	6 730
8711	Engineering services -----	463	(D)	(D)	(D)	HH
8712	Architectural services -----	227	(D)	(D)	(D)	GG
8713	Surveying services -----	45	(D)	(D)	(D)	EE
872	Accounting, auditing, and bookkeeping services -----	937	(D)	(D)	(D)	II
873 ex. 8733	Research, development, and testing services (except noncommercial research organizations) -----	131	(D)	(D)	(D)	HH
8731	Commercial physical and biological research -----	20	(D)	(D)	(D)	CC
8731 pt.	Commercial physical research -----	11	(D)	(D)	(D)	CC
8731 pt.	Commercial medical and biological research -----	9	(D)	(D)	(D)	BB
8732	Commercial economic, sociological, and educational research -----	62	75 746	29 981	6 652	1 709
8734	Testing laboratories -----	49	(D)	(D)	(D)	FF
874	Management and public relations services -----	872	479 989	186 526	39 926	5 911
8741	Management services -----	241	(D)	(D)	(D)	HH
8742	Management consulting services -----	444	(D)	(D)	(D)	GG
8743	Public relations services -----	51	(D)	(D)	(D)	CC
8744	Facilities support management services -----	2	(D)	(D)	(D)	EE
8748	Business consulting services, n.e.c. -----	134	(D)	(D)	(D)	FF
<b>89</b>	<b>Services, n.e.c.</b> -----	<b>138</b>	<b>43 603</b>	<b>14 593</b>	<b>4 106</b>	<b>504</b>
8999 pt.	Scientific and related consulting services, except environmental -----	34	9 946	4 570	1 163	165
8999 pt.	Other services -----	104	33 657	10 023	2 943	339
8999 pt.	Environmental consulting -----	37	23 335	6 278	2 153	221
8999 pt.	Authors, composers, and other arts-related services -----	28	3 511	1 384	253	38
8999 pt.	Other services, n.e.c. -----	39	6 811	2 361	537	80

**Table 6. Summary Statistics for Firms Subject to Federal Income Tax for Counties With 350 Establishments or More: 1992 — Con.**

[Includes only establishments with payroll. For meaning of abbreviations and symbols, see introductory text. For explanation of terms and comparability of 1987 and 1992 censuses, see appendix A. For information on geographic areas followed by ▲, see appendix F]

SIC code	Geographic area and kind of business or operation	Establishments (number)	Receipts (\$1,000)	Annual payroll (\$1,000)	First-quarter payroll (\$1,000)	Paid employees for pay period including March 12 (number)
	<b>MOHAVE COUNTY</b>					
	<b>Total</b> .....	<b>686</b>	<b>257 328</b>	<b>78 357</b>	<b>17 254</b>	<b>5 180</b>
<b>70 ex. 704</b>	<b>Hotels, rooming houses, camps, and other lodging places (except membership lodging)</b> .....	<b>86</b>	<b>53 951</b>	<b>12 647</b>	<b>2 760</b>	<b>1 515</b>
7011	Hotels and motels .....	70	45 518	11 087	2 368	1 404
7011 pt.	Hotels .....	17	27 235	7 445	1 569	917
7011 pt.	Motels, motor hotels, and tourist courts .....	53	18 283	3 642	799	487
702, 3	Other lodging places .....	16	8 433	1 560	392	111
<b>72</b>	<b>Personal services</b> .....	<b>69</b>	<b>15 326</b>	<b>4 692</b>	<b>1 179</b>	<b>422</b>
721	Laundry, cleaning, and garment services .....	18	10 146	3 006	747	243
7211	Power laundries, family and commercial* .....	—	—	—	—	—
7213	Linen supply* .....	1	(D)	(D)	(D)	CC
7215	Coin-operated laundries and drycleaning .....	7	(D)	(D)	(D)	BB
7216	Drycleaning plants, except rug cleaning* .....	3	(D)	(D)	(D)	AA
7217	Carpet and upholstery cleaning .....	4	(D)	(D)	(D)	AA
7218	Industrial laundriers* .....	—	—	—	—	—
7212, 9	Other laundry, cleaning, and garment services* .....	3	(D)	(D)	(D)	AA
722	Photographic studios, portrait .....	5	372	45	6	5
723, 4	Beauty and barber shops .....	34	2 531	1 065	278	122
723	Beauty shops .....	33	(D)	(D)	(D)	CC
724	Barber shops .....	1	(D)	(D)	(D)	AA
725	Shoe repair shops and shoeshine parlors .....	—	—	—	—	—
726	Funeral service and crematories .....	4	1 551	390	92	19
729	Miscellaneous personal services .....	8	726	186	56	33
<b>73</b>	<b>Business services</b> .....	<b>97</b>	<b>51 944</b>	<b>12 845</b>	<b>2 909</b>	<b>856</b>
731	Advertising .....	6	(D)	(D)	(D)	CC
732	Consumer credit reporting agencies, mercantile reporting agencies, and adjustment and collection agencies .....	4	467	186	43	13
733	Mailing, reproduction, commercial art and photography, and stenographic services .....	7	2 145	365	82	24
734	Services to dwellings and other buildings .....	26	5 301	2 011	467	160
735	Miscellaneous equipment rental and leasing .....	14	5 532	1 266	294	62
736	Personnel supply services .....	7	3 990	2 547	392	168
737	Computer programming, data processing, and other computer related services .....	5	312	72	17	7
7371, 2, 3	Computer programming, prepackaged software, and integrated systems .....	3	(D)	(D)	(D)	AA
7374, 5, 6	Data processing services .....	1	(D)	(D)	(D)	AA
7377, 8, 9	Computer rental and leasing, maintenance, and related services, n.e.c. ....	1	(D)	(D)	(D)	AA
738	Miscellaneous business services .....	28	(D)	(D)	(D)	EE
<b>75</b>	<b>Automotive repair, services, and parking</b> .....	<b>98</b>	<b>23 596</b>	<b>5 713</b>	<b>1 323</b>	<b>411</b>
751	Automotive rental and leasing, without drivers .....	4	868	140	38	17
752	Automobile parking .....	1	(D)	(D)	(D)	AA
753	Automotive repair shops .....	73	19 067	4 313	1 003	267
7532	Top, body, and upholstery repair shops and paint shops .....	12	3 129	829	213	54
7538	General automotive repair shops .....	47	12 994	3 077	696	182
7533, 4, 6, 7, 9	Other automotive repair shops .....	14	2 944	407	94	31
754	Automotive services, except repair .....	20	(D)	(D)	(D)	CC
<b>76</b>	<b>Miscellaneous repair services</b> .....	<b>26</b>	<b>5 418</b>	<b>1 273</b>	<b>263</b>	<b>61</b>
762	Electrical repair shops .....	9	2 314	491	100	22
7622	Radio and television repair shops .....	—	—	—	—	—
7623, 9	Other electrical and electronic repair shops .....	9	2 314	491	100	22
763	Watch, clock, and jewelry repair .....	—	—	—	—	—
764	Reupholstery and furniture repair .....	1	(D)	(D)	(D)	AA
769	Miscellaneous repair and related services .....	16	(D)	(D)	(D)	BB
<b>78, 79, 84</b>	<b>Amusement and recreation services, including motion pictures and museums</b> .....	<b>57</b>	<b>16 467</b>	<b>3 685</b>	<b>888</b>	<b>368</b>
781, 2	Motion picture production, distribution, and services .....	—	—	—	—	—
783	Motion picture theaters .....	3	1 081	146	39	23
784	Video tape rental .....	14	2 573	524	139	64
792	Theatrical producers (except motion picture), bands, orchestras, and entertainers .....	—	—	—	—	—
793	Bowling centers .....	3	1 658	418	123	39
79 ex. 792, 3, 84	Commercial sports and other amusement and recreation services, including museums .....	37	11 155	2 597	587	242
<b>80</b>	<b>Health services</b> .....	<b>135</b>	<b>70 110</b>	<b>29 767</b>	<b>5 982</b>	<b>976</b>
801	Offices and clinics of doctors of medicine .....	56	34 908	18 644	3 558	433
802	Offices and clinics of dentists .....	34	10 773	3 236	802	153
803	Offices and clinics of doctors of osteopathy .....	4	1 605	786	90	15
804	Offices and clinics of other health practitioners .....	29	7 976	2 207	421	111
805	Nursing and personal care facilities .....	1	(D)	(D)	(D)	CC
806	Hospitals .....	1	(D)	(D)	(D)	BB
807, 8, 9	Other health services .....	10	(D)	(D)	(D)	BB
<b>81</b>	<b>Legal services</b> .....	<b>24</b>	<b>6 125</b>	<b>1 644</b>	<b>396</b>	<b>86</b>
<b>823, 4, 9</b>	<b>Selected educational services</b> .....	<b>2</b>	<b>(D)</b>	<b>(D)</b>	<b>(D)</b>	<b>AA</b>

**Table 6. Summary Statistics for Firms Subject to Federal Income Tax for Counties With 350 Establishments or More: 1992 — Con.**

[Includes only establishments with payroll. For meaning of abbreviations and symbols, see introductory text. For explanation of terms and comparability of 1987 and 1992 censuses, see appendix A. For information on geographic areas followed by ▲, see appendix F]

SIC code	Geographic area and kind of business or operation	Establishments (number)	Receipts (\$1,000)	Annual payroll (\$1,000)	First-quarter payroll (\$1,000)	Paid employees for pay period including March 12 (number)
<b>MOHAVE COUNTY — Con.</b>						
<b>83</b>	<b>Social services .....</b>	<b>23</b>	<b>3 059</b>	<b>1 390</b>	<b>316</b>	<b>191</b>
835	Child day care services .....	17	2 638	1 283	289	179
832, 3, 6, 9	Other social services .....	6	421	107	27	12
<b>87 ex. 8733</b>	<b>Engineering, accounting, research, management, and related services (except noncommercial research organizations) .....</b>	<b>67</b>	<b>10 687</b>	<b>4 602</b>	<b>1 219</b>	<b>288</b>
871	Engineering, architectural, and surveying services .....	23	4 855	2 248	650	130
872	Accounting, auditing, and bookkeeping services .....	37	(D)	(D)	(D)	CC
873 ex. 8733	Research, development, and testing services (except noncommercial research organizations) .....	1	(D)	(D)	(D)	AA
874	Management and public relations services .....	6	712	391	73	8
<b>89</b>	<b>Services, n.e.c. ....</b>	<b>2</b>	<b>(D)</b>	<b>(D)</b>	<b>(D)</b>	<b>AA</b>
<b>PIMA COUNTY</b> (Coextensive with Tucson, AZ MSA; see table 7a.)						
<b>PINAL COUNTY</b>						
<b>Total .....</b>		<b>388</b>	<b>129 376</b>	<b>45 739</b>	<b>10 672</b>	<b>2 826</b>
<b>70 ex. 704</b>	<b>Hotels, rooming houses, camps, and other lodging places (except membership lodging) .....</b>	<b>29</b>	<b>16 650</b>	<b>4 835</b>	<b>1 257</b>	<b>488</b>
7011	Hotels and motels .....	17	14 413	4 530	1 173	456
7011 pt.	Hotels .....	7	11 722	3 990	1 044	380
7011 pt.	Motels, motor hotels, and tourist courts .....	10	2 691	540	129	76
702, 3	Other lodging places .....	12	2 237	305	84	32
<b>72</b>	<b>Personal services .....</b>	<b>55</b>	<b>5 063</b>	<b>1 550</b>	<b>485</b>	<b>219</b>
721	Laundry, cleaning, and garment services .....	11	978	247	61	40
7211	Power laundries, family and commercial* .....	—	—	—	—	—
7213	Linen supply* .....	—	—	—	—	—
7215	Coin-operated laundries and drycleaning .....	4	403	66	20	11
7216	Drycleaning plants, except rug cleaning* .....	3	381	150	32	24
7217	Carpet and upholstery cleaning .....	1	(D)	(D)	(D)	AA
7218	Industrial laundries* .....	—	—	—	—	—
7212, 9	Other laundry, cleaning, and garment services* .....	3	(D)	(D)	(D)	AA
722	Photographic studios, portrait .....	5	335	39	8	7
723, 4	Beauty and barber shops .....	28	2 173	855	284	104
723	Beauty shops .....	28	2 173	855	284	104
724	Barber shops .....	—	—	—	—	—
725	Shoe repair shops and shoeshine parlors .....	—	—	—	—	—
726	Funeral service and crematories .....	3	1 166	227	65	20
729	Miscellaneous personal services .....	8	411	182	67	48
<b>73</b>	<b>Business services .....</b>	<b>48</b>	<b>9 894</b>	<b>4 121</b>	<b>923</b>	<b>315</b>
731	Advertising .....	—	—	—	—	—
732	Consumer credit reporting agencies, mercantile reporting agencies, and adjustment and collection agencies .....	1	(D)	(D)	(D)	AA
733	Mailing, reproduction, commercial art and photography, and stenographic services .....	1	(D)	(D)	(D)	AA
734	Services to dwellings and other buildings .....	19	2 381	912	213	96
735	Miscellaneous equipment rental and leasing .....	12	2 407	448	109	32
736	Personnel supply services .....	5	3 489	2 330	488	155
737	Computer programming, data processing, and other computer related services .....	1	(D)	(D)	(D)	AA
7371, 2, 3	Computer programming, prepackaged software, and integrated systems .....	—	—	—	—	—
7374, 5, 6	Data processing services .....	1	(D)	(D)	(D)	AA
7377, 8, 9	Computer rental and leasing, maintenance, and related services, n.e.c. ....	—	—	—	—	—
738	Miscellaneous business services .....	9	1 396	390	84	21
<b>75</b>	<b>Automotive repair, services, and parking .....</b>	<b>48</b>	<b>9 331</b>	<b>2 564</b>	<b>591</b>	<b>194</b>
751	Automotive rental and leasing, without drivers .....	—	—	—	—	—
752	Automobile parking .....	—	—	—	—	—
753	Automotive repair shops .....	36	5 371	1 163	283	80
7532	Top, body, and upholstery repair shops and paint shops .....	5	809	204	48	12
7538	General automotive repair shops .....	22	3 447	702	171	47
7533, 4, 6, 7, 9	Other automotive repair shops .....	9	1 115	257	64	21
754	Automotive services, except repair .....	12	3 960	1 401	308	114
<b>76</b>	<b>Miscellaneous repair services .....</b>	<b>14</b>	<b>2 625</b>	<b>794</b>	<b>187</b>	<b>49</b>
762	Electrical repair shops .....	1	(D)	(D)	(D)	AA
7622	Radio and television repair shops .....	1	(D)	(D)	(D)	AA
7623, 9	Other electrical and electronic repair shops .....	—	—	—	—	—
763	Watch, clock, and jewelry repair .....	—	—	—	—	—
764	Reupholstery and furniture repair .....	2	(D)	(D)	(D)	AA
769	Miscellaneous repair and related services .....	11	2 443	748	171	43

**Table 6. Summary Statistics for Firms Subject to Federal Income Tax for Counties With 350 Establishments or More: 1992 — Con.**

[Includes only establishments with payroll. For meaning of abbreviations and symbols, see introductory text. For explanation of terms and comparability of 1987 and 1992 censuses, see appendix A. For information on geographic areas followed by ▲, see appendix F]

SIC code	Geographic area and kind of business or operation	Establishments (number)	Receipts (\$1,000)	Annual payroll (\$1,000)	First-quarter payroll (\$1,000)	Paid employees for pay period including March 12 (number)
<b>PINAL COUNTY — Con.</b>						
<b>78, 79, 84</b>	<b>Amusement and recreation services, including motion pictures and museums</b> .....	<b>24</b>	<b>6 623</b>	<b>1 665</b>	<b>418</b>	<b>279</b>
781, 2	Motion picture production, distribution, and services .....	—	—	—	—	—
783	Motion picture theaters .....	1	(D)	(D)	(D)	AA
784	Video tape rental .....	7	680	137	35	24
792	Theatrical producers (except motion picture), bands, orchestras, and entertainers .....	1	(D)	(D)	(D)	AA
793	Bowling centers .....	1	(D)	(D)	(D)	AA
79 ex. 792, 3; 84	Commercial sports and other amusement and recreation services, including museums .....	14	5 200	1 423	354	238
<b>80</b>	<b>Health services</b> .....	<b>99</b>	<b>63 733</b>	<b>23 727</b>	<b>5 333</b>	<b>970</b>
801	Offices and clinics of doctors of medicine .....	41	44 662	15 633	3 422	576
802	Offices and clinics of dentists .....	20	6 117	2 479	630	124
803	Offices and clinics of doctors of osteopathy .....	3	850	257	69	21
804	Offices and clinics of other health practitioners .....	20	3 753	935	215	57
805	Nursing and personal care facilities .....	3	(D)	(D)	(D)	BB
806	Hospitals .....	—	—	—	—	—
807, 8, 9	Other health services .....	12	(D)	(D)	(D)	CC
<b>81</b>	<b>Legal services</b> .....	<b>11</b>	<b>3 911</b>	<b>1 961</b>	<b>349</b>	<b>52</b>
<b>823, 4, 9</b>	<b>Selected educational services</b> .....	<b>1</b>	<b>(D)</b>	<b>(D)</b>	<b>(D)</b>	<b>AA</b>
<b>83</b>	<b>Social services</b> .....	<b>24</b>	<b>(D)</b>	<b>(D)</b>	<b>(D)</b>	<b>CC</b>
835	Child day care services .....	8	(D)	(D)	(D)	BB
832, 3, 6, 9	Other social services .....	16	3 516	1 671	456	75
<b>87 ex. 8733</b>	<b>Engineering, accounting, research, management, and related services (except noncommercial research organizations)</b> .....	<b>35</b>	<b>6 724</b>	<b>2 260</b>	<b>546</b>	<b>104</b>
871	Engineering, architectural, and surveying services .....	7	1 242	531	137	29
872	Accounting, auditing, and bookkeeping services .....	19	(D)	(D)	(D)	BB
873 ex. 8733	Research, development, and testing services (except noncommercial research organizations) .....	4	(D)	(D)	(D)	AA
874	Management and public relations services .....	5	429	223	45	6
<b>89</b>	<b>Services, n.e.c.</b> .....	<b>—</b>	<b>—</b>	<b>—</b>	<b>—</b>	<b>—</b>
<b>YAVAPAI COUNTY</b>						
	<b>Total</b> .....	<b>889</b>	<b>239 873</b>	<b>77 988</b>	<b>15 970</b>	<b>4 932</b>
<b>70 ex. 704</b>	<b>Hotels, rooming houses, camps, and other lodging places (except membership lodging)</b> .....	<b>60</b>	<b>36 629</b>	<b>9 886</b>	<b>2 134</b>	<b>922</b>
7011	Hotels and motels .....	51	35 207	9 652	2 082	897
7011 pt.	Hotels .....	19	23 113	7 296	1 584	642
7011 pt.	Motels, motor hotels, and tourist courts .....	32	12 094	2 356	498	255
702, 3	Other lodging places .....	9	1 422	234	52	25
<b>72</b>	<b>Personal services</b> .....	<b>86</b>	<b>9 449</b>	<b>3 062</b>	<b>694</b>	<b>295</b>
721	Laundry, cleaning, and garment services .....	25	2 503	591	127	79
7211	Power laundries, family and commercial* .....	—	—	—	—	—
7213	Linen supply* .....	—	—	—	—	—
7215	Coin-operated laundries and drycleaning .....	12	810	141	33	29
7216	Drycleaning plants, except rug cleaning* .....	7	1 046	272	58	30
7217	Carpet and upholstery cleaning .....	4	(D)	(D)	(D)	AA
7218	Industrial laundriers* .....	2	(D)	(D)	(D)	AA
7212, 9	Other laundry, cleaning, and garment services* .....	—	—	—	—	—
722	Photographic studios, portrait .....	4	203	54	7	3
723, 4	Beauty and barber shops .....	38	3 960	1 617	357	147
723	Beauty shops .....	35	3 816	1 546	343	142
724	Barber shops .....	3	144	71	14	5
725	Shoe repair shops and shoeshine parlors .....	1	(D)	(D)	(D)	AA
726	Funeral service and crematories .....	7	2 184	681	149	32
729	Miscellaneous personal services .....	11	(D)	(D)	(D)	BB
<b>73</b>	<b>Business services</b> .....	<b>108</b>	<b>21 996</b>	<b>7 934</b>	<b>1 747</b>	<b>853</b>
731	Advertising .....	5	843	226	44	27
732	Consumer credit reporting agencies, mercantile reporting agencies, and adjustment and collection agencies .....	3	(D)	(D)	(D)	AA
733	Mailing, reproduction, commercial art and photography, and stenographic services .....	12	1 334	263	97	28
734	Services to dwellings and other buildings .....	27	5 226	1 878	380	174
735	Miscellaneous equipment rental and leasing .....	11	4 300	1 082	228	52
736	Personnel supply services .....	8	3 525	2 481	532	447
737	Computer programming, data processing, and other computer related services .....	12	1 734	740	213	26
7371, 2, 3	Computer programming, prepackaged software, and integrated systems .....	10	(D)	(D)	(D)	BB
7374, 5, 6	Data processing services .....	1	(D)	(D)	(D)	AA
7377, 8, 9	Computer rental and leasing, maintenance, and related services, n.e.c. .....	1	(D)	(D)	(D)	AA
738	Miscellaneous business services .....	30	(D)	(D)	(D)	BB

**Table 6. Summary Statistics for Firms Subject to Federal Income Tax for Counties With 350 Establishments or More: 1992 — Con.**

[Includes only establishments with payroll. For meaning of abbreviations and symbols, see introductory text. For explanation of terms and comparability of 1987 and 1992 censuses, see appendix A. For information on geographic areas followed by ▲, see appendix F]

SIC code	Geographic area and kind of business or operation	Establishments (number)	Receipts (\$1,000)	Annual payroll (\$1,000)	First-quarter payroll (\$1,000)	Paid employees for pay period including March 12 (number)
<b>YAVAPAI COUNTY — Con.</b>						
<b>75</b>	<b>Automotive repair, services, and parking</b> .....	<b>92</b>	<b>17 354</b>	<b>3 849</b>	<b>850</b>	<b>251</b>
751	Automotive rental and leasing, without drivers .....	4	(D)	(D)	(D)	AA
752	Automobile parking .....	—	—	—	—	—
753	Automotive repair shops .....	72	14 664	3 063	663	182
7532	Top, body, and upholstery repair shops and paint shops .....	14	4 307	1 149	254	51
7538	General automotive repair shops .....	45	7 668	1 382	284	98
7533, 4, 6, 7, 9	Other automotive repair shops .....	13	2 689	532	125	33
754	Automotive services, except repair .....	16	(D)	(D)	(D)	BB
<b>76</b>	<b>Miscellaneous repair services</b> .....	<b>34</b>	<b>7 324</b>	<b>1 795</b>	<b>353</b>	<b>107</b>
762	Electrical repair shops .....	14	3 575	829	143	48
7622	Radio and television repair shops .....	2	(D)	(D)	(D)	AA
7623, 9	Other electrical and electronic repair shops .....	12	(D)	(D)	(D)	BB
763	Watch, clock, and jewelry repair .....	—	—	—	—	—
764	Reupholstery and furniture repair .....	—	—	—	—	—
769	Miscellaneous repair and related services .....	20	3 749	966	210	59
<b>78, 79, 84</b>	<b>Amusement and recreation services, including motion pictures and museums</b> .....	<b>50</b>	<b>18 168</b>	<b>5 100</b>	<b>809</b>	<b>392</b>
781, 2	Motion picture production, distribution, and services .....	7	1 013	214	52	20
783	Motion picture theaters .....	5	1 564	223	52	37
784	Video tape rental .....	6	719	180	46	19
792	Theatrical producers (except motion picture), bands, orchestras, and entertainers .....	1	(D)	(D)	(D)	AA
793	Bowling centers .....	2	(D)	(D)	(D)	AA
79 ex. 792, 3; 84	Commercial sports and other amusement and recreation services, including museums .....	29	13 356	4 078	591	295
<b>80</b>	<b>Health services</b> .....	<b>221</b>	<b>85 596</b>	<b>30 977</b>	<b>6 178</b>	<b>1 204</b>
801	Offices and clinics of doctors of medicine .....	93	46 533	18 008	3 238	455
802	Offices and clinics of dentists .....	50	14 395	4 132	901	220
803	Offices and clinics of doctors of osteopathy .....	2	(D)	(D)	(D)	AA
804	Offices and clinics of other health practitioners .....	53	7 791	1 978	404	120
805	Nursing and personal care facilities .....	4	10 151	4 051	1 003	287
806	Hospitals .....	—	—	—	—	—
807, 8, 9	Other health services .....	19	(D)	(D)	(D)	CC
<b>81</b>	<b>Legal services</b> .....	<b>57</b>	<b>11 324</b>	<b>3 589</b>	<b>798</b>	<b>177</b>
<b>823, 4, 9</b>	<b>Selected educational services</b> .....	<b>9</b>	<b>2 262</b>	<b>765</b>	<b>165</b>	<b>57</b>
<b>83</b>	<b>Social services</b> .....	<b>34</b>	<b>6 443</b>	<b>2 246</b>	<b>515</b>	<b>273</b>
835	Child day care services .....	15	1 544	524	114	82
832, 3, 6, 9	Other social services .....	19	4 899	1 722	401	191
<b>87 ex. 8733</b>	<b>Engineering, accounting, research, management, and related services (except noncommercial research organizations)</b> .....	<b>122</b>	<b>19 783</b>	<b>7 576</b>	<b>1 462</b>	<b>355</b>
871	Engineering, architectural, and surveying services .....	40	5 778	2 696	506	119
872	Accounting, auditing, and bookkeeping services .....	54	6 424	2 027	487	140
873 ex. 8733	Research, development, and testing services (except noncommercial research organizations) .....	6	566	98	25	9
874	Management and public relations services .....	22	7 015	2 755	444	87
<b>89</b>	<b>Services, n.e.c.</b> .....	<b>16</b>	<b>3 545</b>	<b>1 209</b>	<b>265</b>	<b>46</b>
<b>YUMA COUNTY</b> (Coextensive with Yuma, AZ MSA; see table 7a.)						



**Table 7a. Summary Statistics for Firms Subject to Federal Income Tax for Metropolitan Areas: 1992**

[Includes only establishments with payroll. For meaning of abbreviations and symbols, see introductory text. For explanation of terms and comparability of 1987 and 1992 censuses, see appendix A. For definitions of CMSA's, MSA's, and PMSA's, see appendix D]

SIC code	Geographic area and kind of business or operation	Establishments (number)	Receipts (\$1,000)	Annual payroll (\$1,000)	First-quarter payroll (\$1,000)	Paid employees for pay period including March 12 (number)
<b>LAS VEGAS, NV-AZ MSA</b>						
	<b>Total -----</b>	<b>6 959</b>	<b>12 438 565</b>	<b>4 090 865</b>	<b>967 492</b>	<b>185 968</b>
<b>70 ex. 704</b>	<b>Hotels, rooming houses, camps, and other lodging places (except membership lodging) -----</b>	<b>344</b>	<b>6 866 472</b>	<b>2 062 768</b>	<b>508 744</b>	<b>108 237</b>
7011	Hotels and motels -----	314	6 852 629	2 060 296	508 134	108 016
7011 pt.	Hotels -----	160	6 782 125	2 044 200	504 691	106 301
7011 pt.	Hotels, 25 guestrooms or more -----	153	6 780 942	2 044 040	504 657	106 271
7011 pt.	Hotels, less than 25 guestrooms -----	7	1 183	160	34	30
7011 pt.	Motels, motor hotels, and tourist courts -----	154	70 504	16 096	3 443	1 715
7011 pt.	Motels, tourist courts -----	141	63 561	14 263	3 057	1 513
7011 pt.	Motor hotels -----	13	6 943	1 833	386	202
702, 3	Other lodging places -----	30	13 843	2 472	610	221
702	Rooming and boarding houses -----	2	(D)	(D)	(D)	AA
703	Camps and recreational vehicle parks -----	28	(D)	(D)	(D)	CC
<b>72</b>	<b>Personal services -----</b>	<b>682</b>	<b>227 766</b>	<b>76 343</b>	<b>18 682</b>	<b>5 449</b>
721	Laundry, cleaning, and garment services -----	228	130 237	42 658	10 492	2 725
7211	Power laundries, family and commercial* -----	9	(D)	(D)	(D)	BB
7213	Linen supply* -----	9	(D)	(D)	(D)	GG
7215	Coin-operated laundries and drycleaning -----	47	15 167	2 212	533	178
7216	Drycleaning plants, except rug cleaning* -----	93	25 994	9 220	2 361	681
7217	Carpet and upholstery cleaning -----	45	7 531	2 196	562	180
7218	Industrial laundries* -----	6	12 304	4 556	1 070	184
7212, 9	Other laundry, cleaning, and garment services* -----	19	(D)	(D)	(D)	BB
7212	Garment pressing, and agents for laundries and drycleaners -----	11	(D)	(D)	(D)	BB
7219	Laundry and garment services, n.e.c.* -----	8	(D)	(D)	(D)	BB
722	Photographic studios, portrait -----	53	12 726	3 648	839	290
723, 4	Beauty and barber shops -----	259	36 421	14 690	3 603	1 298
723	Beauty shops -----	240	34 597	13 820	3 385	1 242
724	Barber shops -----	19	1 824	870	218	56
725	Shoe repair shops and shoeshine parlors -----	11	875	244	45	14
726	Funeral service and crematories -----	15	15 405	5 729	1 343	214
729	Miscellaneous personal services -----	116	32 102	9 374	2 360	908
7291	Tax return preparation services -----	46	5 140	1 411	620	386
7299	Miscellaneous personal services, n.e.c. -----	70	26 962	7 963	1 740	522
<b>73</b>	<b>Business services -----</b>	<b>1 301</b>	<b>971 839</b>	<b>356 654</b>	<b>87 703</b>	<b>19 475</b>
731	Advertising -----	95	91 296	20 919	4 943	982
7311	Advertising agencies -----	69	39 929	11 857	2 715	575
7312	Outdoor advertising services -----	11	44 919	7 497	1 934	295
7313	Radio, television, publishers' advertising representatives -----	6	2 304	452	56	7
7319	Advertising, n.e.c. -----	9	4 144	1 113	238	105
732	Consumer credit reporting agencies, mercantile reporting agencies, and adjustment and collection agencies -----	32	16 389	7 251	1 838	371
7322	Adjustment and collection services -----	22	10 659	5 516	1 431	271
7323	Credit reporting services -----	10	5 730	1 735	407	100
733	Mailing, reproduction, commercial art and photography, and stenographic services -----	107	79 235	17 448	3 191	756
7331	Direct mail advertising services -----	19	48 815	9 102	1 288	290
7334	Photocopying and duplicating services -----	20	9 050	2 233	536	173
7335, 6	Commercial photography, art, and graphics -----	45	14 303	4 290	877	206
7335	Commercial photography -----	19	6 791	2 245	460	130
7336	Commercial art and graphic design -----	26	7 512	2 045	417	76
7338	Secretarial and court reporting services -----	23	7 067	1 823	490	87
734	Services to dwellings and other buildings -----	264	52 628	22 243	5 361	1 982
7342	Disinfecting and pest control services -----	53	14 605	6 174	1 349	296
7349	Building cleaning and maintenance services, n.e.c. -----	211	38 023	16 069	4 012	1 686
735	Miscellaneous equipment rental and leasing -----	165	132 816	32 582	7 702	1 278
7352	Medical equipment rental and leasing -----	14	12 538	2 299	565	98
7353	Heavy construction equipment rental and leasing -----	43	51 385	13 200	2 891	421
7359	Equipment rental and leasing, n.e.c. -----	108	68 893	17 083	4 246	759
736	Personnel supply services -----	88	92 388	69 664	14 915	4 110
7361	Employment agencies -----	33	9 600	4 805	902	292
7363	Help supply services -----	55	82 788	64 859	14 013	3 818
7363 pt.	Temporary help supply -----	47	(D)	(D)	(D)	HH
7363 pt.	Help supply, except temporary -----	8	(D)	(D)	(D)	GG
737	Computer programming, data processing, and other computer related services -----	116	51 103	17 595	4 204	622
7371, 2, 3	Computer programming, prepackaged software, and integrated systems -----	58	28 900	12 407	2 956	403
7371	Computer programming services -----	41	21 528	9 959	2 353	307
7372	Prepackaged software -----	12	4 000	1 199	290	57
7373	Computer integrated systems -----	5	3 372	1 249	313	39
7374, 5, 6	Data processing services -----	20	12 588	2 503	613	112
7374, 5	Computer processing, information retrieval -----	17	(D)	(D)	(D)	BB
7376	Computer facilities management services -----	3	(D)	(D)	(D)	BB
7377, 8, 9	Computer rental and leasing, maintenance, and related services, n.e.c. -----	38	9 615	2 685	635	107
7377	Computer rental and leasing -----	3	822	172	35	10
7378	Computer maintenance and repair -----	16	4 281	1 051	278	48
7379	Computer related services, n.e.c. -----	19	4 512	1 462	322	49

**Table 7a. Summary Statistics for Firms Subject to Federal Income Tax for Metropolitan Areas: 1992 — Con.**

[Includes only establishments with payroll. For meaning of abbreviations and symbols, see introductory text. For explanation of terms and comparability of 1987 and 1992 censuses, see appendix A. For definitions of CMSA's, MSA's, and PMSA's, see appendix D]

SIC code	Geographic area and kind of business or operation	Establishments (number)	Receipts (\$1,000)	Annual payroll (\$1,000)	First-quarter payroll (\$1,000)	Paid employees for pay period including March 12 (number)
<b>LAS VEGAS, NV-AZ MSA — Con.</b>						
<b>73</b>	<b>Business services—Con.</b>					
738	Miscellaneous business services .....	434	455 984	168 952	45 549	9 374
7381, 2	Detective agencies and protective services .....	78	81 296	54 910	13 480	3 513
7381	Detective, guard, and armored car services .....	65	67 327	49 193	12 203	3 267
7382	Security systems services .....	13	13 969	5 717	1 277	246
7383	News syndicates .....	3	(D)	(D)	(D)	BB
7384	Photofinishing laboratories* .....	20	(D)	(D)	(D)	CC
7389	Business services, n.e.c. ....	333	366 421	111 644	31 412	5 721
7389 pt.	Sign painting shops .....	17	2 314	572	155	41
7389 pt.	Interior designing .....	28	10 310	1 177	241	54
7389 pt.	Telephone answering services .....	17	7 270	3 225	886	303
7389 pt.	Other business services .....	271	346 527	106 670	30 130	5 323
<b>75</b>	<b>Automotive repair, services, and parking .....</b>	<b>650</b>	<b>406 572</b>	<b>84 231</b>	<b>19 603</b>	<b>4 606</b>
751	Automotive rental and leasing, without drivers .....	70	205 774	24 234	5 839	1 420
7513	Truck rental and leasing, without drivers .....	15	10 075	1 383	315	86
7514, 5	Passenger car rental and leasing .....	50	192 715	22 488	5 431	1 316
7514	Passenger car rental .....	49	(D)	(D)	(D)	GG
7515	Passenger car leasing .....	1	(D)	(D)	(D)	AA
7519	Utility trailer and recreational vehicle rental .....	5	2 984	363	93	18
752	Automobile parking .....	4	389	66	11	6
753	Automotive repair shops .....	471	168 500	49 180	11 247	2 351
7532	Top, body, and upholstery repair shops and paint shops .....	97	44 719	15 431	3 615	757
7532 pt.	Top and body repair shops .....	79	34 861	11 872	2 775	595
7532 pt.	Paint shops .....	18	9 858	3 559	840	162
7538	General automotive repair shops .....	249	87 969	24 488	5 466	1 142
7538 pt.	General automotive repair shops, except diesel .....	228	79 904	22 150	4 981	1 049
7538 pt.	Diesel repair shops .....	21	8 065	2 338	485	93
7533, 4, 6, 7, 9	Other automotive repair shops .....	125	35 812	9 261	2 166	452
7533	Automotive exhaust system repair shops .....	15	5 748	1 262	296	57
7534	Tire retreading and repair shops .....	1	(D)	(D)	(D)	AA
7536	Automotive glass replacement shops .....	21	6 614	1 548	367	66
7537	Automotive transmission repair shops .....	38	11 085	3 198	755	151
7539	Automotive repair shops, n.e.c. ....	50	(D)	(D)	(D)	CC
7539 pt.	Radiator repair .....	13	3 086	648	136	44
7539 pt.	Brake, front end, and wheel alignment .....	11	2 682	857	209	32
7539 pt.	Automotive electrical and fuel system services .....	20	4 386	1 173	276	59
7539 pt.	Other automotive repair shops, n.e.c. ....	6	(D)	(D)	(D)	BB
754	Automotive services, except repair .....	105	31 909	10 751	2 506	829
7542	Carwashes .....	47	13 267	4 665	1 110	467
7549	Automotive services, except repair and carwashes .....	58	18 642	6 086	1 396	362
<b>76</b>	<b>Miscellaneous repair services .....</b>	<b>221</b>	<b>82 765</b>	<b>26 377</b>	<b>6 225</b>	<b>1 232</b>
762	Electrical repair shops .....	85	39 858	13 324	3 292	622
7622	Radio and television repair shops .....	25	5 790	2 069	503	98
7623, 9	Other electrical and electronic repair shops .....	60	34 068	11 255	2 789	524
7623	Refrigeration and air-conditioning service and repair shops .....	21	11 314	3 805	813	152
7629	Electrical and electronic repair shops, n.e.c. ....	39	22 754	7 450	1 976	372
763	Watch, clock, and jewelry repair .....	4	(D)	(D)	(D)	BB
764	Reupholstery and furniture repair .....	24	3 953	1 020	223	69
769	Miscellaneous repair and related services .....	108	(D)	(D)	(D)	FF
7692	Welding repair .....	15	1 728	410	71	31
7694	Armature rewinding shops .....	4	2 582	777	201	30
7699	Repair shops and related services, n.e.c. ....	89	(D)	(D)	(D)	EE
<b>78, 79, 84</b>	<b>Amusement and recreation services, including motion pictures and museums .....</b>	<b>605</b>	<b>908 785</b>	<b>223 983</b>	<b>50 003</b>	<b>12 309</b>
781, 2	Motion picture production, distribution, and services .....	34	9 717	2 534	514	165
783	Motion picture theaters .....	18	25 971	2 698	613	342
7832	Motion picture theaters, except drive-in .....	17	(D)	(D)	(D)	EE
7833	Drive-in motion picture theaters .....	1	(D)	(D)	(D)	AA
784	Video tape rental .....	90	33 837	6 350	1 731	780
792	Theatrical producers (except motion picture), bands, orchestras, and entertainers .....	115	100 197	41 698	8 473	1 064
7922	Theatrical producers (except motion picture) and miscellaneous theatrical services .....	42	35 662	11 273	2 712	441
7929	Bands, orchestras, actors, and other entertainers and entertainment groups .....	73	64 535	30 425	5 761	623
793	Bowling centers .....	9	3 780	1 032	307	84
79 ex. 792, 3, 84	Commercial sports and other amusement and recreation services, including museums .....	339	735 283	169 671	38 365	9 874
794	Commercial sports .....	15	6 941	3 763	632	56
7941	Professional sports clubs, managers, promoters .....	7	2 727	1 718	207	19
7948	Racing, including track operation .....	8	4 214	2 045	425	37
79 ex. 792, 3, 4, 84	Other amusement and recreation services, including museums .....	324	728 342	165 908	37 733	9 818
791	Dance studios, schools, and halls .....	16	(D)	(D)	(D)	BB
7991	Physical fitness facilities .....	41	22 804	6 157	1 536	449
7992	Public golf courses .....	14	34 382	6 467	1 598	552
7993	Coin-operated amusement devices .....	62	196 049	25 603	5 890	1 698
7996	Amusement parks .....	2	(D)	(D)	(D)	CC
7997	Membership sports and recreation clubs .....	23	38 703	12 478	2 951	764
7999, 84	Amusement and recreation services, including museums, n.e.c. ....	166	423 969	111 872	25 284	6 196
7999 pt.	Concession operators of amusement devices and rides .....	2	(D)	(D)	(D)	AA
7999 pt.	Carnivals, circuses, and fairs .....	3	(D)	(D)	(D)	BB
7999 pt., 84	Other recreation and amusements, including museums .....	161	423 228	111 730	25 258	6 171

**Table 7a. Summary Statistics for Firms Subject to Federal Income Tax for Metropolitan Areas: 1992 — Con.**

[Includes only establishments with payroll. For meaning of abbreviations and symbols, see introductory text. For explanation of terms and comparability of 1987 and 1992 censuses, see appendix A. For definitions of CMSA's, MSA's, and PMSA's, see appendix D]

SIC code	Geographic area and kind of business or operation	Establishments (number)	Receipts (\$1,000)	Annual payroll (\$1,000)	First-quarter payroll (\$1,000)	Paid employees for pay period including March 12 (number)
<b>LAS VEGAS, NV-AZ MSA — Con.</b>						
<b>80</b>	<b>Health services -----</b>	<b>1 556</b>	<b>1 688 514</b>	<b>681 241</b>	<b>142 655</b>	<b>18 450</b>
801	Offices and clinics of doctors of medicine -----	758	692 407	338 291	61 969	5 503
8011 pt.	Offices of doctors of medicine -----	727	599 660	305 258	54 624	4 542
8011 pt.	General medical clinics -----	31	92 747	33 033	7 345	961
802	Offices and clinics of dentists -----	310	127 998	51 497	11 126	1 720
803	Offices and clinics of doctors of osteopathy -----	35	15 608	6 434	1 044	140
804	Offices and clinics of other health practitioners -----	291	104 596	38 553	7 615	1 353
8041	Offices and clinics of chiropractors -----	118	35 600	12 127	2 215	410
8042	Offices and clinics of optometrists -----	69	22 953	7 781	1 611	341
8043	Offices and clinics of podiatrists -----	17	4 653	1 077	224	53
8049	Offices and clinics of health practitioners, n.e.c. -----	87	41 390	17 568	3 565	549
805	Nursing and personal care facilities -----	24	66 026	32 494	8 051	1 927
8051	Skilled nursing care facilities -----	18	60 677	30 216	7 414	1 705
8052	Intermediate care facilities -----	4	(D)	(D)	(D)	CC
8059	Nursing and personal care facilities, n.e.c. -----	2	(D)	(D)	(D)	BB
806	Hospitals -----	10	528 663	152 788	39 470	5 339
8062	General medical and surgical hospitals -----	6	478 660	140 440	36 028	4 762
8063, 9	Specialty hospitals -----	4	50 003	12 348	3 442	577
807, 8, 9	Other health services -----	128	153 216	61 184	13 380	2 468
807	Medical and dental laboratories -----	50	70 831	26 417	5 680	841
8071	Medical laboratories -----	25	64 445	23 615	4 995	731
8072	Dental laboratories -----	25	6 386	2 802	685	110
808	Home health care services -----	36	56 018	24 590	5 737	1 241
809	Miscellaneous health and allied services, n.e.c. -----	42	26 367	10 177	1 963	386
8092	Kidney dialysis centers -----	3	(D)	(D)	(D)	CC
8093	Specialty outpatient facilities, n.e.c. -----	27	9 601	3 807	646	117
8099	Health and allied services, n.e.c. -----	12	(D)	(D)	(D)	CC
<b>81</b>	<b>Legal services -----</b>	<b>489</b>	<b>302 127</b>	<b>155 281</b>	<b>28 642</b>	<b>3 037</b>
<b>823, 4, 9</b>	<b>Selected educational services -----</b>	<b>68</b>	<b>24 930</b>	<b>7 191</b>	<b>1 826</b>	<b>406</b>
823	Libraries -----	-	-	-	-	-
824	Vocational schools -----	33	17 107	5 802	1 532	317
829	Schools and educational services, n.e.c. -----	35	7 823	1 389	294	89
<b>83</b>	<b>Social services -----</b>	<b>188</b>	<b>44 243</b>	<b>17 518</b>	<b>4 029</b>	<b>1 929</b>
835	Child day care services -----	113	28 761	12 825	2 965	1 562
832, 3, 6, 9	Other social services -----	75	15 482	4 693	1 064	367
<b>87 ex. 8733</b>	<b>Engineering, accounting, research, management, and related services (except noncommercial research organizations) -----</b>	<b>818</b>	<b>876 477</b>	<b>387 804</b>	<b>96 129</b>	<b>10 468</b>
871	Engineering, architectural, and surveying services -----	233	337 827	169 156	44 402	4 092
8711	Engineering services -----	154	291 960	152 066	40 970	3 603
8712	Architectural services -----	51	35 578	11 646	2 248	299
8713	Surveying services -----	28	10 289	5 444	1 184	190
872	Accounting, auditing, and bookkeeping services -----	295	73 522	29 963	6 800	1 451
873 ex. 8733	Research, development, and testing services (except noncommercial research organizations) -----	28	320 834	132 018	32 450	3 179
8731	Commercial physical and biological research -----	15	314 909	129 339	31 873	3 074
8732	Commercial economic, sociological, and educational research -----	7	3 765	1 872	390	71
8734	Testing laboratories -----	6	2 160	807	187	34
874	Management and public relations services -----	262	144 294	56 667	12 477	1 746
8741	Management services -----	86	62 569	25 141	5 156	781
8742	Management consulting services -----	111	57 595	24 214	5 759	742
8743	Public relations services -----	14	11 145	3 020	594	72
8744	Facilities support management services -----	3	4 403	1 521	326	44
8748	Business consulting services, n.e.c. -----	48	8 582	2 771	642	107
<b>89</b>	<b>Services, n.e.c. -----</b>	<b>37</b>	<b>38 075</b>	<b>11 474</b>	<b>3 251</b>	<b>370</b>
<b>PHOENIX-MESA, AZ MSA</b>						
	<b>Total -----</b>	<b>19 028</b>	<b>11 918 401</b>	<b>4 583 757</b>	<b>1 029 306</b>	<b>210 140</b>
<b>70 ex. 704</b>	<b>Hotels, rooming houses, camps, and other lodging places (except membership lodging) -----</b>	<b>311</b>	<b>864 501</b>	<b>258 394</b>	<b>67 211</b>	<b>21 988</b>
7011	Hotels and motels -----	255	836 710	254 499	66 136	21 473
7011 pt.	Hotels -----	133	771 233	239 462	62 390	19 664
7011 pt.	Hotels, 25 guestrooms or more -----	127	770 129	239 208	62 355	19 605
7011 pt.	Hotels, less than 25 guestrooms -----	6	1 104	254	35	59
7011 pt.	Hotels, motor hotels, and tourist courts -----	122	65 477	15 037	3 746	1 809
7011 pt.	Hotels, tourist courts -----	96	44 500	10 280	2 421	1 241
7011 pt.	Motor hotels -----	26	20 977	4 757	1 325	568
702, 3	Other lodging places -----	56	27 791	3 895	1 075	515
702	Rooming and boarding houses -----	10	2 263	466	109	51
703	Camps and recreational vehicle parks -----	46	25 528	3 429	966	464
7032	Sporting and recreational camps -----	5	1 545	496	129	111
7033	Recreational vehicle parks and campsites -----	41	23 983	2 933	837	353

**Table 7a. Summary Statistics for Firms Subject to Federal Income Tax for Metropolitan Areas: 1992—Con.**

[Includes only establishments with payroll. For meaning of abbreviations and symbols, see introductory text. For explanation of terms and comparability of 1987 and 1992 censuses, see appendix A. For definitions of CMSA's, MSA's, and PMSA's, see appendix D]

SIC code	Geographic area and kind of business or operation	Establishments (number)	Receipts (\$1,000)	Annual payroll (\$1,000)	First-quarter payroll (\$1,000)	Paid employees for pay period including March 12 (number)
<b>PHOENIX—MESA, AZ MSA—Con.</b>						
<b>72</b>	<b>Personal services</b> -----	<b>1 880</b>	<b>423 584</b>	<b>151 261</b>	<b>37 450</b>	<b>14 014</b>
721	Laundry, cleaning, and garment services -----	523	175 307	55 904	13 359	4 619
7211	Power laundries, family and commercial* -----	10	2 933	1 321	355	127
7213	Linen supply* -----	9	34 153	10 531	2 583	814
7215	Coin-operated laundries and drycleaning -----	93	23 390	4 112	1 042	424
7215 pt.	Coin-operated laundries and drycleaning stores -----	88	(D)	(D)	(D)	EE
7215 pt.	Coin-operated laundry routes -----	5	(D)	(D)	(D)	BB
7216	Drycleaning plants, except rug cleaning* -----	207	53 190	19 543	4 646	1 770
7217	Carpet and upholstery cleaning -----	126	22 171	7 442	1 783	678
7218	Industrial laundries* -----	12	30 939	10 243	2 338	542
7212, 9	Other laundry, cleaning, and garment services* -----	66	8 531	2 712	612	264
7212	Garment pressing, and agents for laundries and drycleaners -----	23	2 172	404	109	68
7219	Laundry and garment services, n.e.c.* -----	43	6 359	2 308	503	196
722	Photographic studios, portrait -----	110	28 781	9 368	2 052	858
723, 4	Beauty and barber shops -----	965	128 364	57 369	14 672	5 319
723	Beauty shops -----	907	123 596	55 120	14 092	5 150
724	Barber shops -----	58	4 768	2 249	580	169
725	Shoe repair shops and shoeshine parlors -----	34	2 244	551	130	46
726	Funeral service and crematories -----	53	31 088	9 156	2 157	420
729	Miscellaneous personal services -----	195	57 800	18 913	5 080	2 752
7291	Tax return preparation services -----	63	13 754	5 323	2 047	1 521
7299	Miscellaneous personal services, n.e.c. -----	132	44 046	13 590	3 033	1 231
7299 pt.	Massage parlors, tanning salons, and saunas -----	24	1 830	412	96	57
7299 pt.	Other personal services -----	108	42 216	13 178	2 937	1 174
7299 pt.	Diet and weight reducing services -----	24	20 197	5 728	1 158	379
7299 pt.	Formal wear rental -----	17	4 514	849	160	75
7299 pt.	Other personal services, n.e.c. -----	67	17 505	6 601	1 619	720
<b>73</b>	<b>Business services</b> -----	<b>3 707</b>	<b>2 718 272</b>	<b>1 049 000</b>	<b>242 731</b>	<b>61 845</b>
731	Advertising -----	205	103 963	31 032	7 164	1 028
7311	Advertising agencies -----	150	63 658	21 428	5 096	643
7312	Outdoor advertising services -----	9	(D)	(D)	(D)	BB
7313	Radio, television, publishers' advertising representatives -----	10	(D)	(D)	(D)	CC
7313 pt.	Radio, television advertising representatives -----	2	(D)	(D)	(D)	AA
7313 pt.	Publishers' advertising representatives -----	8	(D)	(D)	(D)	CC
7319	Advertising, n.e.c. -----	36	18 560	5 071	1 091	223
732	Consumer credit reporting agencies, mercantile reporting agencies, and adjustment and collection agencies -----	98	99 319	36 250	9 343	1 962
7322	Adjustment and collection services -----	69	65 045	28 791	7 581	1 608
7323	Credit reporting services -----	29	34 274	7 459	1 762	354
733	Mailing, reproduction, commercial art and photography, and stenographic services -----	411	176 525	48 729	11 530	2 554
7331	Direct mail advertising services -----	50	(D)	(D)	(D)	FF
7331 pt.	Mailing list compilers, brokers, and managers -----	15	(D)	(D)	(D)	BB
7331 pt.	Direct mail advertising services, except mailing list services -----	35	(D)	(D)	(D)	FF
7334	Photocopying and duplicating services -----	62	42 692	12 432	3 161	787
7334 pt.	Blueprinting and photocopying services -----	60	(D)	(D)	(D)	FF
7334 pt.	Duplicating services, except printing and photocopying -----	2	(D)	(D)	(D)	AA
7335, 6	Commercial photography, art, and graphics -----	183	56 596	17 423	3 895	689
7335	Commercial photography -----	36	11 983	3 811	924	180
7336	Commercial art and graphic design -----	147	44 613	13 612	2 971	509
7336 pt.	Commercial art -----	23	4 638	1 107	187	32
7336 pt.	Graphic arts and related design -----	124	39 975	12 505	2 784	477
7338	Secretarial and court reporting services -----	116	(D)	(D)	(D)	EE
734	Services to dwellings and other buildings -----	731	195 583	88 903	20 234	8 529
7342	Disinfecting and pest control services -----	194	66 506	24 630	5 270	1 306
7349	Building cleaning and maintenance services, n.e.c. -----	537	129 077	64 273	14 964	7 223
735	Miscellaneous equipment rental and leasing -----	275	226 341	60 817	14 253	2 823
7352	Medical equipment rental and leasing -----	30	28 551	6 372	1 543	240
7353	Heavy construction equipment rental and leasing -----	54	59 479	16 292	3 677	680
7353 pt.	Rental and leasing of heavy construction equipment without operators -----	36	48 226	12 540	2 781	430
7353 pt.	Rental and leasing of heavy construction equipment with operators -----	18	11 253	3 752	896	250
7359	Equipment rental and leasing, n.e.c. -----	191	138 311	38 153	9 033	1 903
7359 pt.	Equipment rental -----	168	121 477	34 635	8 244	1 641
7359 pt.	Rent-to-own -----	41	23 335	5 064	1 193	268
7359 pt.	Equipment rental, except rent-to-own -----	127	98 142	29 571	7 051	1 373
7359 pt.	Equipment leasing, except finance leasing -----	23	16 834	3 518	789	262
736	Personnel supply services -----	367	450 861	336 012	75 708	24 968
7361	Employment agencies -----	127	41 252	23 659	6 442	2 030
7363	Help supply services -----	240	409 609	312 353	69 266	22 938
7363 pt.	Temporary help supply -----	191	292 439	221 437	48 711	15 808
7363 pt.	Help supply, except temporary -----	49	117 170	90 916	20 555	7 130
7363 pt.	Employee leasing -----	38	(D)	(D)	(D)	II
7363 pt.	Other help supply services -----	11	(D)	(D)	(D)	EE
737	Computer programming, data processing, and other computer related services -----	675	920 167	252 188	58 106	6 448
7371, 2, 3	Computer programming, prepackaged software, and integrated systems -----	390	450 018	166 068	37 461	3 610
7371	Computer programming services -----	253	157 263	78 115	18 209	1 763
7372	Prepackaged software -----	91	183 908	54 128	11 413	988
7373	Computer integrated systems -----	46	108 847	33 825	7 839	859
7374, 5, 6	Data processing services -----	104	(D)	(D)	(D)	GG
7374, 5	Computer processing, information retrieval -----	102	(D)	(D)	(D)	GG
7374	Computer processing and data preparation and processing services -----	91	105 877	26 296	6 708	1 182
7375	Information retrieval services -----	11	(D)	(D)	(D)	CC
7376	Computer facilities management services -----	2	(D)	(D)	(D)	BB

**Table 7a. Summary Statistics for Firms Subject to Federal Income Tax for Metropolitan Areas: 1992 — Con.**

[Includes only establishments with payroll. For meaning of abbreviations and symbols, see introductory text. For explanation of terms and comparability of 1987 and 1992 censuses, see appendix A. For definitions of CMSA's, MSA's, and PMSA's, see appendix D]

SIC code	Geographic area and kind of business or operation	Establishments (number)	Receipts (\$1,000)	Annual payroll (\$1,000)	First-quarter payroll (\$1,000)	Paid employees for pay period including March 12 (number)
<b>PHOENIX—MESA, AZ MSA — Con.</b>						
<b>73</b>	<b>Business services — Con.</b>					
737	Computer programming, data processing, and other computer related services — Con.					
7377, 8, 9	Computer rental and leasing, maintenance, and related services, n.e.c. -----	181	(D)	(D)	(D)	GG
7377	Computer rental and leasing -----	13	(D)	(D)	(D)	CC
7378	Computer maintenance and repair -----	68	(D)	(D)	(D)	FF
7379	Computer related services, n.e.c. -----	100	(D)	(D)	(D)	EE
7379 pt.	Computer consultants -----	85	30 421	16 210	3 508	375
7379 pt.	Miscellaneous computer services, n.e.c. -----	15	(D)	(D)	(D)	BB
738	Miscellaneous business services -----	945	545 513	195 069	46 393	13 533
7381, 2	Detective agencies and protective services -----	160	128 864	66 962	15 774	5 442
7381	Detective, guard, and armored car services -----	120	83 577	52 063	12 007	4 597
7381 pt.	Detective agencies and guard services -----	115	(D)	(D)	(D)	HH
7381 pt.	Armored car services -----	5	(D)	(D)	(D)	CC
7382	Security systems services -----	40	45 287	14 899	3 767	845
7383	News syndicates -----	5	(D)	(D)	(D)	BB
7384	Photofinishing laboratories* -----	85	46 965	10 218	2 492	655
7384 pt.	Photofinishing laboratories, except "one-hour" (mini) labs* -----	40	38 925	8 034	1 946	467
7384 pt.	One-hour (mini) photofinishing* -----	45	8 040	2 184	546	188
7389	Business services, n.e.c. -----	695	(D)	(D)	(D)	II
7389 pt.	Sign painting shops -----	24	(D)	(D)	(D)	BB
7389 pt.	Interior designing -----	61	(D)	(D)	(D)	CC
7389 pt.	Telephone answering services -----	39	9 559	4 517	1 146	464
7389 pt.	Other business services -----	571	334 601	107 775	25 623	6 685
7389 pt.	Water softening and conditioning services -----	23	11 197	3 398	807	166
7389 pt.	Packaging and labeling services -----	13	(D)	(D)	(D)	BB
7389 pt.	Trading stamp services -----	1	(D)	(D)	(D)	AA
7389 pt.	Miscellaneous business services -----	534	320 809	104 004	24 732	6 489
7389 pt.	Convention and trade show services -----	26	31 921	8 787	2 904	588
7389 pt.	Private mail centers -----	47	17 583	4 728	1 108	279
7389 pt.	Miscellaneous business services, n.e.c. -----	461	271 305	90 489	20 720	5 622
<b>75</b>	<b>Automotive repair, services, and parking -----</b>	<b>1 739</b>	<b>936 552</b>	<b>202 722</b>	<b>47 297</b>	<b>12 028</b>
751	Automotive rental and leasing, without drivers -----	112	402 890	52 088	12 451	2 664
7513	Truck rental and leasing, without drivers -----	50	162 270	18 073	4 428	749
7513 pt.	Truck rental, without drivers -----	33	70 618	7 455	1 784	370
7513 pt.	Truck leasing, except finance leasing -----	17	91 652	10 618	2 644	379
7514, 5	Passenger car rental and leasing -----	56	236 472	33 283	7 857	1 883
7514	Passenger car rental -----	45	(D)	(D)	(D)	GG
7515	Passenger car leasing -----	11	(D)	(D)	(D)	BB
7519	Utility trailer and recreational vehicle rental -----	6	4 148	732	166	32
752	Automobile parking -----	85	17 568	4 300	1 056	438
7521 pt.	Parking lots -----	24	(D)	(D)	(D)	CC
7521 pt.	Parking structures -----	61	(D)	(D)	(D)	EE
753	Automotive repair shops -----	1 259	426 331	118 368	27 244	5 934
7532	Top, body, and upholstery repair shops and paint shops -----	271	105 594	32 082	7 180	1 494
7532 pt.	Top and body repair shops -----	247	97 951	29 571	6 694	1 366
7532 pt.	Paint shops -----	24	7 643	2 511	486	128
7538	General automotive repair shops -----	674	207 605	56 132	12 997	2 860
7538 pt.	General automotive repair shops, except diesel -----	632	192 233	51 826	11 973	2 627
7538 pt.	Diesel repair shops -----	42	15 372	4 306	1 024	233
7533, 4, 6, 7, 9	Other automotive repair shops -----	314	113 132	30 154	7 067	1 580
7533	Automotive exhaust system repair shops -----	30	9 182	2 167	474	97
7534	Tire retreading and repair shops -----	23	15 749	2 753	665	143
7536	Automotive glass replacement shops -----	55	27 671	6 700	1 770	387
7537	Automotive transmission repair shops -----	81	18 957	5 603	1 357	329
7539	Automotive repair shops, n.e.c. -----	125	41 573	12 931	2 801	624
7539 pt.	Radiator repair -----	36	9 893	2 330	541	138
7539 pt.	Brake, front end, and wheel alignment -----	34	12 328	3 916	935	180
7539 pt.	Automotive electrical and fuel system services -----	41	13 405	5 551	1 110	249
7539 pt.	Carburetor repair shops -----	21	(D)	(D)	(D)	BB
7539 pt.	Automotive electrical repair shops -----	20	(D)	(D)	(D)	CC
7539 pt.	Other automotive repair shops, n.e.c. -----	14	5 947	1 134	215	57
754	Automotive services, except repair -----	283	89 763	27 966	6 546	2 992
7542	Carwashes -----	161	43 934	14 708	3 749	2 082
7549	Automotive services, except repair and carwashes -----	122	45 829	13 258	2 797	910
7549 pt.	Lubrication shops -----	60	16 342	4 114	932	345
7549 pt.	Other automotive services -----	62	29 487	9 144	1 865	565
7549 pt.	Towing services -----	41	16 020	5 846	1 109	298
7549 pt.	Other automotive services, n.e.c. -----	21	13 467	3 298	756	267
<b>76</b>	<b>Miscellaneous repair services -----</b>	<b>716</b>	<b>320 180</b>	<b>93 934</b>	<b>23 071</b>	<b>4 414</b>
762	Electrical repair shops -----	244	110 108	35 444	8 559	1 682
7622	Radio and television repair shops -----	53	17 943	5 665	1 383	248
7623, 9	Other electrical and electronic repair shops -----	191	92 165	29 779	7 176	1 434
7623	Refrigeration and air-conditioning service and repair shops -----	48	23 810	6 726	1 447	279
7629	Electrical and electronic repair shops, n.e.c. -----	143	68 355	23 053	5 729	1 155
763	Watch, clock, and jewelry repair -----	12	3 235	526	204	26
764	Reupholstery and furniture repair -----	80	12 048	3 701	882	362
769	Miscellaneous repair and related services -----	380	194 789	54 263	13 426	2 344
7692	Welding repair -----	32	13 619	4 360	1 057	215
7694	Armature rewinding shops -----	24	26 566	7 460	1 740	263
7699	Repair shops and related services, n.e.c. -----	324	154 604	42 443	10 629	1 866
7699 pt.	Farm machinery and equipment repair -----	13	5 492	1 310	314	75
7699 pt.	Lawnmower and other small gasoline engine repair -----	22	3 937	1 070	211	53
7699 pt.	Sewer and septic tank cleaning services -----	26	9 986	3 611	886	154
7699 pt.	Other repair and related services, n.e.c. -----	263	135 189	36 452	9 218	1 584

**Table 7a. Summary Statistics for Firms Subject to Federal Income Tax for Metropolitan Areas: 1992—Con.**

[Includes only establishments with payroll. For meaning of abbreviations and symbols, see introductory text. For explanation of terms and comparability of 1987 and 1992 censuses, see appendix A. For definitions of CMSA's, MSA's, and PMSA's, see appendix D]

SIC code	Geographic area and kind of business or operation	Establishments (number)	Receipts (\$1,000)	Annual payroll (\$1,000)	First-quarter payroll (\$1,000)	Paid employees for pay period including March 12 (number)
<b>PHOENIX—MESA, AZ MSA—Con.</b>						
<b>78, 79, 84</b>	<b>Amusement and recreation services, including motion pictures and museums</b> .....	<b>861</b>	<b>643 047</b>	<b>190 693</b>	<b>45 683</b>	<b>12 410</b>
781, 2	Motion picture production, distribution, and services .....	79	69 669	15 310	3 406	584
7812 pt.	Motion picture production, except for television .....	31	11 591	3 628	864	183
7812 pt.	Motion picture and tape production for television .....	22	11 293	3 366	721	87
7819	Services allied to motion picture production .....	20	34 439	7 388	1 482	262
7822 pt.	Motion picture film and tape distributors .....	5	(D)	(D)	(D)	BB
7822 pt.	Motion picture film exchanges .....	4	(D)	(D)	(D)	BB
7822 pt.	Video tape wholesalers .....	1	(D)	(D)	(D)	AA
7822 pt.	Film and tape distribution for television .....	—	—	—	—	—
7829	Services allied to motion picture distribution .....	1	(D)	(D)	(D)	AA
783	Motion picture theaters .....	53	82 206	10 675	2 513	1 327
7832	Motion picture theaters, except drive-in .....	51	(D)	(D)	(D)	GG
7833	Drive-in motion picture theaters .....	2	(D)	(D)	(D)	BB
784	Video tape rental .....	160	43 748	7 260	1 754	961
792	Theatrical producers (except motion picture), bands, orchestras, and entertainers .....	69	32 591	6 743	1 861	399
7922	Theatrical producers (except motion picture) and miscellaneous theatrical services .....	31	12 215	4 344	1 208	234
7922 pt.	Producers of live theatrical productions .....	12	(D)	(D)	(D)	CC
7922 pt.	Producers of radio and television shows, except tape producers .....	1	(D)	(D)	(D)	AA
7922 pt.	Artists' and entertainers' managers or agents, concert bureaus, booking agents .....	10	(D)	(D)	(D)	AA
7922 pt.	Other theatrical services .....	8	(D)	(D)	(D)	BB
7929	Bands, orchestras, actors, and other entertainers and entertainment groups .....	38	20 376	2 399	653	165
7929 pt.	Dance groups and artists .....	1	(D)	(D)	(D)	AA
7929 pt.	Symphony orchestras, opera companies, and chamber music organizations .....	—	—	—	—	—
7929 pt.	Other music and entertainment presentations .....	37	(D)	(D)	(D)	CC
7929 pt.	Other music groups and artists .....	21	(D)	(D)	(D)	CC
7929 pt.	Other entertainers and entertainment groups .....	16	(D)	(D)	(D)	BB
793	Bowling centers .....	33	29 371	7 959	1 966	879
79 ex. 792, 3, 84	Commercial sports and other amusement and recreation services, including museums .....	467	385 462	142 746	34 183	8 260
794	Commercial sports .....	44	104 251	65 942	15 605	1 507
7941	Professional sports clubs, managers, promoters .....	19	43 586	53 443	12 048	285
7941 pt.	Baseball clubs .....	1	(D)	(D)	(D)	BB
7941 pt.	Football clubs .....	1	(D)	(D)	(D)	BB
7941 pt.	Other professional sports clubs .....	2	(D)	(D)	(D)	CC
7941 pt.	Managers and promoters .....	15	(D)	(D)	(D)	BB
7948	Racing, including track operation .....	25	60 665	12 499	3 557	1 222
7948 pt.	Auto racetrack operation .....	2	(D)	(D)	(D)	CC
7948 pt.	Horse racetrack operation .....	1	(D)	(D)	(D)	EE
7948 pt.	Dog racetrack operation .....	3	(D)	(D)	(D)	FF
7948 pt.	Racing stables and racing, n.e.c. .....	19	(D)	(D)	(D)	CC
79 ex. 792, 3, 4; 84	Other amusement and recreation services, including museums .....	423	281 211	76 804	18 578	6 753
791	Dance studios, schools, and halls .....	43	7 250	2 475	670	294
7991	Physical fitness facilities .....	88	39 385	10 613	2 507	1 158
7991 pt.	Physical fitness centers, except gymnasiums and athletic clubs .....	71	32 375	8 221	1 980	833
7991 pt.	Gymnasiums and athletic clubs .....	17	7 010	2 392	527	325
7992	Public golf courses .....	44	74 025	20 033	5 108	1 776
7993	Coin-operated amusement devices .....	36	11 961	2 212	594	248
7996	Amusement parks .....	7	7 128	1 780	358	172
7997	Membership sports and recreation clubs .....	42	67 125	25 649	6 343	1 623
7999, 84	Amusement and recreation services, including museums, n.e.c. .....	163	74 337	14 042	2 998	1 482
7999 pt.	Concession operators of amusement devices and rides .....	8	(D)	(D)	(D)	BB
7999 pt.	Carnivals, circuses, and fairs .....	6	(D)	(D)	(D)	BB
7999 pt.	Carnivals and circuses .....	6	(D)	(D)	(D)	BB
7999 pt., 84	Fairs .....	—	—	—	—	—
84	Other recreation and amusements, including museums .....	149	(D)	(D)	(D)	GG
841	Museums, art galleries, and botanical and zoological gardens .....	4	(D)	(D)	(D)	BB
842	Museums and art galleries .....	2	(D)	(D)	(D)	AA
842	Arboreta and botanical or zoological gardens .....	2	(D)	(D)	(D)	BB
7999 pt.	Roller skating rinks .....	11	3 530	939	227	198
7999 pt.	Ice skating rinks .....	1	(D)	(D)	(D)	AA
7999 pt.	Other amusement and recreation services, n.e.c. .....	133	(D)	(D)	(D)	GG
<b>80</b>	<b>Health services</b> .....	<b>4 809</b>	<b>3 144 591</b>	<b>1 373 713</b>	<b>285 949</b>	<b>38 536</b>
801	Offices and clinics of doctors of medicine .....	2 190	1 686 078	808 250	157 981	14 417
8011 pt.	Offices of doctors of medicine .....	2 120	1 353 256	692 595	131 929	11 717
8011 pt.	General medical clinics .....	70	332 822	115 655	26 052	2 700
802	Offices and clinics of dentists .....	984	337 135	132 654	28 559	4 987
8021 pt.	Offices of dentists .....	976	334 378	131 548	28 320	4 943
8021 pt.	Dental clinics .....	8	2 757	1 106	239	44
803	Offices and clinics of doctors of osteopathy .....	220	106 991	51 625	10 108	1 149
8031 pt.	Offices of osteopathic physicians .....	217	(D)	(D)	(D)	GG
8031 pt.	Osteopathic clinics .....	3	(D)	(D)	(D)	AA
804	Offices and clinics of other health practitioners .....	930	207 524	73 306	15 935	3 021
8041	Offices and clinics of chiropractors .....	444	91 436	28 402	6 284	1 303
8042	Offices and clinics of optometrists .....	101	25 030	6 400	1 382	323
8043	Offices and clinics of podiatrists .....	82	20 862	8 470	1 740	291
8049	Offices and clinics of health practitioners, n.e.c. .....	303	70 196	30 034	6 529	1 104

**Table 7a. Summary Statistics for Firms Subject to Federal Income Tax for Metropolitan Areas: 1992 — Con.**

[Includes only establishments with payroll. For meaning of abbreviations and symbols, see introductory text. For explanation of terms and comparability of 1987 and 1992 censuses, see appendix A. For definitions of CMSA's, MSA's, and PMSA's, see appendix D]

SIC code	Geographic area and kind of business or operation	Establishments (number)	Receipts (\$1,000)	Annual payroll (\$1,000)	First-quarter payroll (\$1,000)	Paid employees for pay period including March 12 (number)
<b>PHOENIX—MESA, AZ MSA—Con.</b>						
<b>80</b>	<b>Health services—Con.</b>					
805	Nursing and personal care facilities .....	68	198 855	89 564	21 597	5 990
8051	Skilled nursing care facilities .....	52	189 904	86 155	20 863	5 769
8052	Intermediate care facilities .....	6	(D)	(D)	(D)	BB
8059	Nursing and personal care facilities, n.e.c. ....	10	(D)	(D)	(D)	CC
806	Hospitals .....	11	251 564	85 215	22 202	3 433
8062	General medical and surgical hospitals .....	4	(D)	(D)	(D)	GG
8063, 9	Specialty hospitals .....	7	(D)	(D)	(D)	FF
8063	Psychiatric hospitals .....	5	(D)	(D)	(D)	FF
8069	Specialty hospitals, except psychiatric .....	2	(D)	(D)	(D)	CC
807, 8, 9	Other health services .....	406	356 444	133 099	29 567	5 539
807	Medical and dental laboratories .....	189	152 087	56 460	11 621	1 617
8071	Medical laboratories .....	89	129 237	47 042	9 418	1 185
8072	Dental laboratories .....	100	22 850	9 418	2 203	432
808	Home health care services .....	64	89 241	35 737	8 639	2 082
809	Miscellaneous health and allied services, n.e.c. ....	153	115 116	40 902	9 307	1 840
8092	Kidney dialysis centers .....	15	(D)	(D)	(D)	CC
8093	Specialty outpatient facilities, n.e.c. ....	94	65 999	25 455	5 996	1 120
8099	Health and allied services, n.e.c. ....	44	(D)	(D)	(D)	EE
<b>81</b>	<b>Legal services .....</b>	<b>1 396</b>	<b>947 904</b>	<b>452 846</b>	<b>96 116</b>	<b>9 831</b>
<b>823, 4, 9</b>	<b>Selected educational services .....</b>	<b>189</b>	<b>139 459</b>	<b>50 871</b>	<b>10 962</b>	<b>2 430</b>
823	Libraries .....	1	(D)	(D)	(D)	AA
824	Vocational schools .....	80	(D)	(D)	(D)	GG
8243	Data processing schools .....	16	(D)	(D)	(D)	CC
8244	Business and secretarial schools .....	11	6 905	2 969	607	189
8249	Vocational schools, n.e.c. ....	53	(D)	(D)	(D)	GG
829	Schools and educational services, n.e.c. ....	108	(D)	(D)	(D)	FF
<b>83</b>	<b>Social services .....</b>	<b>572</b>	<b>202 657</b>	<b>83 057</b>	<b>19 089</b>	<b>7 113</b>
835	Child day care services .....	312	73 632	30 844	7 141	4 055
832, 3, 6, 9	Other social services .....	260	129 025	52 213	11 948	3 058
832	Individual and family social services .....	97	35 454	14 878	2 872	647
833	Job training and vocational rehabilitation services .....	36	22 916	11 207	2 649	472
836	Residential care .....	119	64 221	24 605	6 106	1 893
839	Social services, n.e.c. ....	8	6 434	1 523	321	46
<b>87 ex. 8733</b>	<b>Engineering, accounting, research, management, and related services (except noncommercial research organizations) .....</b>	<b>2 710</b>	<b>1 534 051</b>	<b>662 673</b>	<b>149 641</b>	<b>25 027</b>
871	Engineering, architectural, and surveying services .....	742	543 184	240 686	56 439	6 759
8711	Engineering services .....	464	388 609	178 441	41 684	4 892
8712	Architectural services .....	230	142 524	56 053	13 233	1 587
8713	Surveying services .....	48	12 051	6 192	1 522	280
872	Accounting, auditing, and bookkeeping services .....	956	364 125	175 848	39 666	9 571
873 ex. 8733	Research, development, and testing services (except noncommercial research organizations) .....	135	146 324	59 390	13 565	2 780
8731	Commercial physical and biological research .....	23	(D)	(D)	(D)	CC
8731 pt.	Commercial physical research .....	11	(D)	(D)	(D)	CC
8731 pt.	Commercial medical and biological research .....	12	(D)	(D)	(D)	BB
8732	Commercial economic, sociological, and educational research .....	62	75 746	29 981	6 652	1 709
8734	Testing laboratories .....	50	(D)	(D)	(D)	FF
874	Management and public relations services .....	877	480 418	186 749	39 971	5 917
8741	Management services .....	243	218 576	82 215	18 177	3 096
8742	Management consulting services .....	446	172 112	69 791	14 077	1 626
8743	Public relations services .....	51	(D)	(D)	(D)	CC
8744	Facilities support management services .....	2	(D)	(D)	(D)	EE
8748	Business consulting services, n.e.c. ....	135	59 074	18 876	3 560	600
<b>89</b>	<b>Services, n.e.c. ....</b>	<b>138</b>	<b>43 603</b>	<b>14 593</b>	<b>4 106</b>	<b>504</b>
8999 pt.	Scientific and related consulting services, except environmental .....	34	9 946	4 570	1 163	165
8999 pt.	Other services .....	104	33 657	10 023	2 943	339
8999 pt.	Environmental consulting .....	37	23 335	6 278	2 153	221
8999 pt.	Authors, composers, and other arts-related services .....	28	3 511	1 384	253	38
8999 pt.	Other services, n.e.c. ....	39	6 811	2 361	537	80
<b>TUCSON, AZ MSA</b>						
	<b>Total .....</b>	<b>5 241</b>	<b>3 057 872</b>	<b>1 124 830</b>	<b>253 992</b>	<b>57 992</b>
<b>70 ex. 704</b>	<b>Hotels, rooming houses, camps, and other lodging places (except membership lodging) .....</b>	<b>122</b>	<b>233 682</b>	<b>68 193</b>	<b>17 677</b>	<b>5 607</b>
7011	Hotels and motels .....	94	216 742	64 634	16 820	5 337
7011 pt.	Hotels .....	48	194 391	59 649	15 473	4 669
7011 pt.	Hotels, 25 guestrooms or more .....	42	193 472	59 425	15 427	4 644
7011 pt.	Hotels, less than 25 guestrooms .....	6	919	224	46	25
7011 pt.	Motels, motor hotels, and tourist courts .....	46	22 351	4 985	1 347	668
7011 pt.	Motels, tourist courts .....	37	11 703	2 087	555	352
7011 pt.	Motor hotels .....	9	10 648	2 898	792	316
702, 3	Other lodging places .....	28	16 940	3 559	857	270
702	Rooming and boarding houses .....	4	332	85	20	9
703	Camps and recreational vehicle parks .....	24	16 608	3 474	837	261

**Table 7a. Summary Statistics for Firms Subject to Federal Income Tax for Metropolitan Areas: 1992 — Con.**

[Includes only establishments with payroll. For meaning of abbreviations and symbols, see introductory text. For explanation of terms and comparability of 1987 and 1992 censuses, see appendix A. For definitions of CMSA's, MSA's, and PMSA's, see appendix D]

SIC code	Geographic area and kind of business or operation	Establishments (number)	Receipts (\$1,000)	Annual payroll (\$1,000)	First-quarter payroll (\$1,000)	Paid employees for pay period including March 12 (number)
<b>TUCSON, AZ MSA — Con.</b>						
<b>72</b>	<b>Personal services</b> .....	<b>543</b>	<b>112 524</b>	<b>41 306</b>	<b>10 195</b>	<b>3 717</b>
721	Laundry, cleaning, and garment services .....	133	42 147	12 709	3 037	1 070
7211	Power laundries, family and commercial* .....	—	—	—	—	—
7213	Linen supply* .....	3	(D)	(D)	(D)	CC
7215	Coin-operated laundries and drycleaning .....	22	6 983	1 103	277	130
7216	Drycleaning plants, except rug cleaning* .....	49	13 707	4 639	1 144	434
7217	Carpet and upholstery cleaning .....	41	6 523	2 136	419	157
7218	Industrial launderers* .....	5	(D)	(D)	(D)	CC
7212, 9	Other laundry, cleaning, and garment services* .....	13	(D)	(D)	(D)	BB
7212	Garment pressing, and agents for laundries and drycleaners .....	3	(D)	(D)	(D)	AA
7219	Laundry and garment services, n.e.c.* .....	10	(D)	(D)	(D)	BB
722	Photographic studios, portrait .....	33	7 410	2 114	408	192
723, 4	Beauty and barber shops .....	293	40 752	19 609	4 958	1 701
723	Beauty shops .....	278	39 379	18 805	4 761	1 645
724	Barber shops .....	15	1 373	804	197	56
725	Shoe repair shops and shoeshine parlors .....	5	(D)	(D)	(D)	AA
726	Funeral service and crematories .....	15	10 064	3 074	747	135
729	Miscellaneous personal services .....	64	(D)	(D)	(D)	FF
7291	Tax return preparation services .....	24	3 746	1 456	583	429
7299	Miscellaneous personal services, n.e.c. ....	40	(D)	(D)	(D)	CC
<b>73</b>	<b>Business services</b> .....	<b>869</b>	<b>613 222</b>	<b>219 522</b>	<b>48 994</b>	<b>14 396</b>
731	Advertising .....	45	(D)	(D)	(D)	EE
7311	Advertising agencies .....	36	(D)	(D)	(D)	CC
7312	Outdoor advertising services .....	6	(D)	(D)	(D)	BB
7313	Radio, television, publishers' advertising representatives .....	—	—	—	—	—
7319	Advertising, n.e.c. ....	3	(D)	(D)	(D)	AA
732	Consumer credit reporting agencies, mercantile reporting agencies, and adjustment and collection agencies .....	22	18 875	8 520	2 223	361
7322	Adjustment and collection services .....	18	(D)	(D)	(D)	EE
7323	Credit reporting services .....	4	(D)	(D)	(D)	BB
733	Mailing, reproduction, commercial art and photography, and stenographic services .....	79	43 811	14 899	3 014	632
7331	Direct mail advertising services .....	5	(D)	(D)	(D)	CC
7334	Photocopying and duplicating services .....	18	15 232	3 876	969	213
7335, 6	Commercial photography, art, and graphics .....	37	17 428	7 856	1 199	189
7335	Commercial photography .....	11	1 126	380	57	21
7336	Commercial art and graphic design .....	26	16 302	7 476	1 142	168
7338	Secretarial and court reporting services .....	19	(D)	(D)	(D)	BB
734	Services to dwellings and other buildings .....	185	42 536	18 489	4 342	2 177
7342	Disinfecting and pest control services .....	41	17 831	6 144	1 423	411
7349	Building cleaning and maintenance services, n.e.c. ....	144	24 705	12 345	2 919	1 766
735	Miscellaneous equipment rental and leasing .....	73	51 551	13 665	2 856	561
7352	Medical equipment rental and leasing .....	10	12 541	4 324	646	125
7353	Heavy construction equipment rental and leasing .....	13	10 946	2 828	671	119
7359	Equipment rental and leasing, n.e.c. ....	50	28 064	6 513	1 539	317
736	Personnel supply services .....	76	83 386	58 141	13 231	4 870
7361	Employment agencies .....	24	16 641	11 385	2 690	964
7363	Help supply services .....	52	66 745	46 756	10 541	3 906
7363 pt.	Temporary help supply .....	45	43 745	29 591	6 502	2 571
7363 pt.	Help supply, except temporary .....	7	23 000	17 165	4 039	1 335
737	Computer programming, data processing, and other computer related services .....	134	239 399	65 077	13 296	2 657
7371, 2, 3	Computer programming, prepackaged software, and integrated systems .....	80	183 467	40 846	7 454	1 067
7371	Computer programming services .....	48	(D)	(D)	(D)	CC
7372	Prepackaged software .....	24	101 953	17 210	3 067	448
7373	Computer integrated systems .....	8	(D)	(D)	(D)	EE
7374, 5, 6	Data processing services .....	15	42 995	19 588	4 644	1 385
7374, 5	Computer processing, information retrieval .....	14	(D)	(D)	(D)	GG
7376	Computer facilities management services .....	1	(D)	(D)	(D)	AA
7377, 8, 9	Computer rental and leasing, maintenance, and related services, n.e.c. ....	39	12 937	4 643	1 198	205
7377	Computer rental and leasing .....	1	(D)	(D)	(D)	AA
7378	Computer maintenance and repair .....	11	(D)	(D)	(D)	BB
7379	Computer related services, n.e.c. ....	27	8 720	3 127	837	155
738	Miscellaneous business services .....	255	(D)	(D)	(D)	HH
7381, 2	Detective agencies and protective services .....	49	19 474	10 737	2 802	1 133
7381	Detective, guard, and armored car services .....	36	14 433	9 250	2 209	1 004
7382	Security systems services .....	13	5 041	1 487	593	129
7383	News syndicates .....	2	(D)	(D)	(D)	AA
7384	Photofinishing laboratories* .....	10	7 432	2 047	492	189
7389	Business services, n.e.c. ....	194	(D)	(D)	(D)	GG
7389 pt.	Sign painting shops .....	7	1 941	520	119	40
7389 pt.	Interior designing .....	11	(D)	(D)	(D)	BB
7389 pt.	Telephone answering services .....	10	2 279	1 063	278	114
7389 pt.	Other business services .....	166	(D)	(D)	(D)	GG



**Table 7a. Summary Statistics for Firms Subject to Federal Income Tax for Metropolitan Areas: 1992 — Con.**

[Includes only establishments with payroll. For meaning of abbreviations and symbols, see introductory text. For explanation of terms and comparability of 1987 and 1992 censuses, see appendix A. For definitions of CMSA's, MSA's, and PMSA's, see appendix D]

SIC code	Geographic area and kind of business or operation	Establishments (number)	Receipts (\$1,000)	Annual payroll (\$1,000)	First-quarter payroll (\$1,000)	Paid employees for pay period including March 12 (number)
<b>TUCSON, AZ MSA — Con.</b>						
<b>75</b>	<b>Automotive repair, services, and parking</b> .....	<b>547</b>	<b>202 800</b>	<b>49 233</b>	<b>11 486</b>	<b>3 184</b>
751	Automotive rental and leasing, without drivers .....	33	48 313	6 743	1 700	430
7513	Truck rental and leasing, without drivers .....	9	(D)	(D)	(D)	BB
7514, 5	Passenger car rental and leasing .....	22	39 877	5 752	1 469	376
7514	Passenger car rental .....	20	(D)	(D)	(D)	EE
7515	Passenger car leasing .....	2	(D)	(D)	(D)	AA
7519	Utility trailer and recreational vehicle rental .....	2	(D)	(D)	(D)	AA
752	Automobile parking .....	17	(D)	(D)	(D)	CC
753	Automotive repair shops .....	416	128 202	34 062	7 829	1 841
7532	Top, body, and upholstery repair shops and paint shops .....	62	19 652	6 064	1 448	338
7532 pt.	Top and body repair shops .....	49	13 880	4 151	1 006	239
7532 pt.	Paint shops .....	13	5 772	1 913	442	99
7538	General automotive repair shops .....	243	74 889	19 325	4 485	996
7538 pt.	General automotive repair shops, except diesel .....	229	68 909	17 707	4 114	915
7538 pt.	Diesel repair shops .....	14	5 980	1 618	371	81
7533, 4, 6, 7, 9	Other automotive repair shops .....	111	33 661	8 673	1 896	507
7533	Automotive exhaust system repair shops .....	15	5 827	1 553	328	82
7534	Tire retreading and repair shops .....	3	(D)	(D)	(D)	AA
7536	Automotive glass replacement shops .....	19	9 076	1 910	473	96
7537	Automotive transmission repair shops .....	30	7 612	2 066	444	115
7539	Automotive repair shops, n.e.c. .....	44	(D)	(D)	(D)	CC
7539 pt.	Radiator repair .....	13	3 333	872	162	43
7539 pt.	Brake, front end, and wheel alignment .....	7	991	330	72	22
7539 pt.	Automotive electrical and fuel system services .....	15	3 722	1 100	257	62
7539 pt.	Other automotive repair shops, n.e.c. .....	9	(D)	(D)	(D)	BB
754	Automotive services, except repair .....	81	(D)	(D)	(D)	FF
7542	Carwashes .....	37	(D)	(D)	(D)	EE
7549	Automotive services, except repair and carwashes .....	44	13 778	4 324	960	372
<b>76</b>	<b>Miscellaneous repair services</b> .....	<b>204</b>	<b>83 983</b>	<b>24 118</b>	<b>5 897</b>	<b>1 281</b>
762	Electrical repair shops .....	63	27 737	9 065	2 329	539
7622	Radio and television repair shops .....	23	3 121	978	244	81
7623, 9	Other electrical and electronic repair shops .....	40	24 616	8 087	2 085	458
7623	Refrigeration and air-conditioning service and repair shops .....	6	4 250	1 025	273	43
7629	Electrical and electronic repair shops, n.e.c. .....	34	20 366	7 062	1 812	415
763	Watch, clock, and jewelry repair .....	8	(D)	(D)	(D)	BB
764	Reupholstery and furniture repair .....	29	3 877	1 247	325	97
769	Miscellaneous repair and related services .....	104	(D)	(D)	(D)	FF
7692	Welding repair .....	9	1 943	674	152	42
7694	Armature rewinding shops .....	5	11 477	2 766	658	99
7699	Repair shops and related services, n.e.c. .....	90	(D)	(D)	(D)	EE
<b>78, 79, 84</b>	<b>Amusement and recreation services, including motion pictures and museums</b> .....	<b>228</b>	<b>128 705</b>	<b>34 073</b>	<b>8 076</b>	<b>3 854</b>
781, 2	Motion picture production, distribution, and services .....	15	3 157	853	164	35
783	Motion picture theaters .....	19	18 738	2 619	778	344
7832	Motion picture theaters, except drive-in .....	17	(D)	(D)	(D)	EE
7833	Drive-in motion picture theaters .....	2	(D)	(D)	(D)	BB
784	Video tape rental .....	56	13 205	2 342	555	280
792	Theatrical producers (except motion picture), bands, orchestras, and entertainers .....	13	2 086	774	168	87
7922	Theatrical producers (except motion picture) and miscellaneous theatrical services .....	5	(D)	(D)	(D)	BB
7929	Bands, orchestras, actors, and other entertainers and entertainment groups .....	8	(D)	(D)	(D)	BB
793	Bowling centers .....	10	7 201	1 907	434	227
79 ex. 792, 3, 4; 84	Commercial sports and other amusement and recreation services, including museums .....	115	84 318	25 578	5 977	2 881
794	Commercial sports .....	8	11 306	2 800	550	212
7941	Professional sports clubs, managers, promoters .....	4	(D)	(D)	(D)	AA
7948	Racing, including track operation .....	4	(D)	(D)	(D)	CC
79 ex. 792, 3, 4; 84	Other amusement and recreation services, including museums .....	107	73 012	22 778	5 427	2 669
791	Dance studios, schools, and halls .....	12	2 362	866	188	106
7991	Physical fitness facilities .....	21	13 494	4 382	969	727
7992	Public golf courses .....	8	5 929	1 825	502	179
7993	Coin-operated amusement devices .....	7	3 705	596	160	51
7996	Amusement parks .....	4	(D)	(D)	(D)	EE
7997	Membership sports and recreation clubs .....	21	23 614	8 662	2 194	900
7999, 84	Amusement and recreation services, including museums, n.e.c. ..	34	(D)	(D)	(D)	EE
7999 pt.	Concession operators of amusement devices and rides .....	—	—	—	—	—
7999 pt.	Carnivals, circuses, and fairs .....	1	(D)	(D)	(D)	AA
7999 pt., 84	Other recreation and amusements, including museums .....	33	(D)	(D)	(D)	EE

**Table 7a. Summary Statistics for Firms Subject to Federal Income Tax for Metropolitan Areas: 1992—Con.**

[Includes only establishments with payroll. For meaning of abbreviations and symbols, see introductory text. For explanation of terms and comparability of 1987 and 1992 censuses, see appendix A. For definitions of CMSA's, MSA's, and PMSA's, see appendix D]

SIC code	Geographic area and kind of business or operation	Establishments (number)	Receipts (\$1,000)	Annual payroll (\$1,000)	First-quarter payroll (\$1,000)	Paid employees for pay period including March 12 (number)
<b>TUCSON, AZ MSA—Con.</b>						
<b>80</b>	<b>Health services</b> .....	<b>1 261</b>	<b>987 790</b>	<b>402 288</b>	<b>86 672</b>	<b>13 619</b>
801	Offices and clinics of doctors of medicine .....	526	453 439	213 928	43 108	4 251
8011 pt.	Offices of doctors of medicine .....	510	408 709	195 982	38 950	3 783
8011 pt.	General medical clinics .....	16	44 730	17 946	4 158	468
802	Offices and clinics of dentists .....	301	105 088	37 706	8 337	1 555
803	Offices and clinics of doctors of osteopathy .....	63	21 790	9 534	1 949	311
804	Offices and clinics of other health practitioners .....	222	48 844	13 997	3 208	702
8041	Offices and clinics of chiropractors .....	86	17 373	3 892	941	238
8042	Offices and clinics of optometrists .....	37	12 778	3 178	673	179
8043	Offices and clinics of podiatrists .....	27	4 503	1 215	259	65
8049	Offices and clinics of health practitioners, n.e.c. ....	72	14 190	5 712	1 335	220
805	Nursing and personal care facilities .....	23	70 413	31 434	7 671	2 202
8051	Skilled nursing care facilities .....	15	(D)	(D)	(D)	GG
8052	Intermediate care facilities .....	4	(D)	(D)	(D)	CC
8059	Nursing and personal care facilities, n.e.c. ....	4	(D)	(D)	(D)	CC
806	Hospitals .....	10	200 696	66 762	16 085	3 014
8062	General medical and surgical hospitals .....	3	(D)	(D)	(D)	GG
8063, 9	Specialty hospitals .....	7	(D)	(D)	(D)	GG
807, 8, 9	Other health services .....	116	87 520	28 927	6 314	1 584
807	Medical and dental laboratories .....	64	38 280	11 303	2 552	555
8071	Medical laboratories .....	31	32 572	8 502	1 902	407
8072	Dental laboratories .....	33	5 708	2 801	650	148
808	Home health care services .....	21	31 137	11 812	2 478	804
809	Miscellaneous health and allied services, n.e.c. ....	31	18 103	5 812	1 284	225
8092	Kidney dialysis centers .....	—	—	—	—	—
8093	Specialty outpatient facilities, n.e.c. ....	23	12 914	4 585	986	161
8099	Health and allied services, n.e.c. ....	8	5 189	1 227	298	64
<b>81</b>	<b>Legal services</b> .....	<b>441</b>	<b>188 592</b>	<b>90 928</b>	<b>19 576</b>	<b>2 175</b>
<b>823, 4, 9</b>	<b>Selected educational services</b> .....	<b>38</b>	<b>18 720</b>	<b>5 381</b>	<b>1 249</b>	<b>325</b>
823	Libraries .....	1	(D)	(D)	(D)	AA
824	Vocational schools .....	10	11 862	3 254	750	150
829	Schools and educational services, n.e.c. ....	27	(D)	(D)	(D)	CC
<b>83</b>	<b>Social services</b> .....	<b>251</b>	<b>109 029</b>	<b>43 846</b>	<b>10 721</b>	<b>3 703</b>
835	Child day care services .....	101	22 389	10 442	2 458	1 348
832, 3, 6, 9	Other social services .....	150	86 640	33 404	8 263	2 355
<b>87 ex. 8733</b>	<b>Engineering, accounting, research, management, and related services (except noncommercial research organizations)</b> .....	<b>687</b>	<b>347 435</b>	<b>133 991</b>	<b>30 721</b>	<b>5 784</b>
871	Engineering, architectural, and surveying services .....	243	141 174	62 410	14 086	1 991
8711	Engineering services .....	139	94 104	43 338	9 968	1 339
8712	Architectural services .....	75	42 297	16 986	3 653	524
8713	Surveying services .....	29	4 773	2 086	465	128
872	Accounting, auditing, and bookkeeping services .....	221	(D)	(D)	(D)	GG
873 ex. 8733	Research, development, and testing services (except noncommercial research organizations) .....	44	(D)	(D)	(D)	FF
8731	Commercial physical and biological research .....	20	72 050	11 357	2 566	266
8732	Commercial economic, sociological, and educational research .....	12	(D)	(D)	(D)	CC
8734	Testing laboratories .....	12	(D)	(D)	(D)	CC
874	Management and public relations services .....	179	70 103	31 035	7 112	1 773
8741	Management services .....	54	40 575	20 659	4 963	1 385
8742	Management consulting services .....	78	17 200	6 644	1 430	254
8743	Public relations services .....	12	(D)	(D)	(D)	BB
8744	Facilities support management services .....	5	(D)	(D)	(D)	AA
8748	Business consulting services, n.e.c. ....	30	(D)	(D)	(D)	BB
<b>89</b>	<b>Services, n.e.c.</b> .....	<b>50</b>	<b>31 390</b>	<b>11 951</b>	<b>2 728</b>	<b>347</b>
<b>YUMA, AZ MSA</b>						
	<b>Total</b> .....	<b>637</b>	<b>258 378</b>	<b>91 700</b>	<b>20 968</b>	<b>5 410</b>
<b>70 ex. 704</b>	<b>Hotels, rooming houses, camps, and other lodging places (except membership lodging)</b> .....	<b>49</b>	<b>26 051</b>	<b>4 864</b>	<b>1 335</b>	<b>600</b>
7011	Hotels and motels .....	29	14 835	3 038	834	407
7011 pt.	Hotels .....	8	4 402	1 011	274	127
7011 pt.	Motels, motor hotels, and tourist courts .....	21	10 433	2 027	560	280
702, 3	Other lodging places .....	20	11 216	1 826	501	193

**Table 7a. Summary Statistics for Firms Subject to Federal Income Tax for Metropolitan Areas: 1992 — Con.**

[Includes only establishments with payroll. For meaning of abbreviations and symbols, see introductory text. For explanation of terms and comparability of 1987 and 1992 censuses, see appendix A. For definitions of CMSA's, MSA's, and PMSA's, see appendix D]

SIC code	Geographic area and kind of business or operation	Establishments (number)	Receipts (\$1,000)	Annual payroll (\$1,000)	First-quarter payroll (\$1,000)	Paid employees for pay period including March 12 (number)
<b>YUMA, AZ MSA — Con.</b>						
<b>72</b>	<b>Personal services -----</b>	<b>69</b>	<b>12 256</b>	<b>4 769</b>	<b>1 262</b>	<b>401</b>
721	Laundry, cleaning, and garment services -----	19	5 383	1 647	406	148
7211	Power laundries, family and commercial* -----	—	—	—	—	—
7213	Linen supply* -----	1	(D)	(D)	(D)	BB
7215	Coin-operated laundries and drycleaning -----	10	1 260	276	66	39
7216	Drycleaning plants, except rug cleaning* -----	4	(D)	(D)	(D)	BB
7217	Carpet and upholstery cleaning -----	3	(D)	(D)	(D)	AA
7218	Industrial launderers* -----	1	(D)	(D)	(D)	AA
7212, 9	Other laundry, cleaning, and garment services* -----	—	—	—	—	—
722	Photographic studios, portrait -----	4	455	135	32	22
723, 4	Beauty and barber shops -----	39	5 029	2 688	743	210
723	Beauty shops -----	36	(D)	(D)	(D)	CC
724	Barber shops -----	3	(D)	(D)	(D)	AA
725	Shoe repair shops and shoeshine parlors -----	—	—	—	—	—
726	Funeral service and crematories -----	4	1 269	267	72	16
729	Miscellaneous personal services -----	3	120	32	9	5
<b>73</b>	<b>Business services -----</b>	<b>78</b>	<b>21 819</b>	<b>9 381</b>	<b>2 366</b>	<b>844</b>
731	Advertising -----	2	(D)	(D)	(D)	AA
732	Consumer credit reporting agencies, mercantile reporting agencies, and adjustment and collection agencies -----	5	1 181	483	143	42
733	Mailing, reproduction, commercial art and photography, and stenographic services -----	1	(D)	(D)	(D)	AA
734	Services to dwellings and other buildings -----	27	4 638	2 068	519	266
735	Miscellaneous equipment rental and leasing -----	8	2 734	457	108	34
736	Personnel supply services -----	6	2 663	2 003	487	211
737	Computer programming, data processing, and other computer related services -----	5	2 537	1 563	398	61
7371, 2, 3	Computer programming, prepackaged software, and integrated systems -----	2	(D)	(D)	(D)	BB
7374, 5, 6	Data processing services -----	—	—	—	—	—
7377, 8, 9	Computer rental and leasing, maintenance, and related services, n.e.c. -----	3	(D)	(D)	(D)	AA
738	Miscellaneous business services -----	24	(D)	(D)	(D)	CC
<b>75</b>	<b>Automotive repair, services, and parking -----</b>	<b>82</b>	<b>27 912</b>	<b>6 524</b>	<b>1 674</b>	<b>416</b>
751	Automotive rental and leasing, without drivers -----	8	8 596	1 413	297	66
752	Automobile parking -----	—	—	—	—	—
753	Automotive repair shops -----	64	17 566	4 604	1 246	300
7532	Top, body, and upholstery repair shops and paint shops -----	13	3 605	1 080	290	57
7538	General automotive repair shops -----	32	9 619	2 604	711	184
7533, 4, 6, 7, 9	Other automotive repair shops -----	19	4 342	920	245	59
754	Automotive services, except repair -----	10	1 750	507	131	50
<b>76</b>	<b>Miscellaneous repair services -----</b>	<b>30</b>	<b>7 988</b>	<b>2 057</b>	<b>536</b>	<b>131</b>
762	Electrical repair shops -----	9	3 655	1 029	271	49
7622	Radio and television repair shops -----	4	1 141	208	53	13
7623, 9	Other electrical and electronic repair shops -----	5	2 514	821	218	36
763	Watch, clock, and jewelry repair -----	1	(D)	(D)	(D)	AA
764	Reupholstery and furniture repair -----	1	(D)	(D)	(D)	AA
769	Miscellaneous repair and related services -----	19	(D)	(D)	(D)	BB
<b>78, 79, 84</b>	<b>Amusement and recreation services, including motion pictures and museums -----</b>	<b>35</b>	<b>28 601</b>	<b>4 781</b>	<b>1 219</b>	<b>648</b>
781, 2	Motion picture production, distribution, and services -----	1	(D)	(D)	(D)	AA
783	Motion picture theaters -----	1	(D)	(D)	(D)	BB
784	Video tape rental -----	4	(D)	(D)	(D)	BB
792	Theatrical producers (except motion picture), bands, orchestras, and entertainers -----	2	(D)	(D)	(D)	AA
793	Bowling centers -----	2	(D)	(D)	(D)	BB
79 ex. 792, 3, 84	Commercial sports and other amusement and recreation services, including museums -----	25	23 927	3 849	1 007	540
<b>80</b>	<b>Health services -----</b>	<b>177</b>	<b>84 313</b>	<b>36 035</b>	<b>7 437</b>	<b>1 351</b>
801	Offices and clinics of doctors of medicine -----	88	39 031	18 906	3 675	461
802	Offices and clinics of dentists -----	32	9 053	2 688	611	134
803	Offices and clinics of doctors of osteopathy -----	5	1 301	545	103	16
804	Offices and clinics of other health practitioners -----	31	7 740	3 497	700	133
805	Nursing and personal care facilities -----	6	18 203	7 853	1 765	452
806	Hospitals -----	—	—	—	—	—
807, 8, 9	Other health services -----	15	8 985	2 546	583	155
<b>81</b>	<b>Legal services -----</b>	<b>38</b>	<b>10 607</b>	<b>3 848</b>	<b>628</b>	<b>124</b>
<b>823, 4, 9</b>	<b>Selected educational services -----</b>	<b>4</b>	<b>(D)</b>	<b>(D)</b>	<b>(D)</b>	<b>AA</b>
<b>83</b>	<b>Social services -----</b>	<b>21</b>	<b>(D)</b>	<b>(D)</b>	<b>(D)</b>	<b>CC</b>
835	Child day care services -----	10	(D)	(D)	(D)	CC
832, 3, 6, 9	Other social services -----	11	3 323	1 371	335	84

**Table 7a. Summary Statistics for Firms Subject to Federal Income Tax for Metropolitan Areas: 1992 — Con.**

[Includes only establishments with payroll. For meaning of abbreviations and symbols, see introductory text. For explanation of terms and comparability of 1987 and 1992 censuses, see appendix A. For definitions of CMSA's, MSA's, and PMSA's, see appendix D]

SIC code	Geographic area and kind of business or operation	Establishments (number)	Receipts (\$1,000)	Annual payroll (\$1,000)	First-quarter payroll (\$1,000)	Paid employees for pay period including March 12 (number)
	<b>YUMA, AZ MSA — Con.</b>					
<b>87 ex. 8733</b>	<b>Engineering, accounting, research, management, and related services (except noncommercial research organizations) -----</b>	<b>54</b>	<b>32 454</b>	<b>16 925</b>	<b>3 878</b>	<b>664</b>
871	Engineering, architectural, and surveying services -----	13	(D)	(D)	(D)	BB
872	Accounting, auditing, and bookkeeping services -----	29	6 720	2 765	726	186
873 ex. 8733	Research, development, and testing services (except noncommercial research organizations) -----	4	(D)	(D)	(D)	EE
874	Management and public relations services -----	8	(D)	(D)	(D)	BB
<b>89</b>	<b>Services, n.e.c. -----</b>	<b>-</b>	<b>-</b>	<b>-</b>	<b>-</b>	<b>-</b>

**Table 7b. Summary Statistics for Firms Exempt From Federal Income Tax for Metropolitan Areas: 1992**

[Includes only establishments with payroll. For meaning of abbreviations and symbols, see introductory text. For explanation of terms and comparability of 1987 and 1992 censuses, see appendix A. For definitions of CMSA's, MSA's, and PMSA's, see appendix D]

SIC code	Geographic area and kind of business or operation	Establishments (number)	Revenue (\$1,000)	Annual payroll (\$1,000)	First-quarter payroll (\$1,000)	Paid employees for pay period including March 12 (number)
	<b>LAS VEGAS, NV—AZ MSA</b>					
	<b>Total -----</b>	<b>394</b>	<b>518 278</b>	<b>188 799</b>	<b>47 025</b>	<b>8 757</b>
<b>7032, 704</b>	<b>Camps and membership lodging -----</b>	<b>-</b>	<b>-</b>	<b>-</b>	<b>-</b>	<b>-</b>
<b>792, 7991 pt., 7997, 7999 pt., 84</b>	<b>Selected amusement, recreation, and related services -----</b>	<b>25</b>	<b>5 123</b>	<b>1 849</b>	<b>439</b>	<b>218</b>
<b>8011 pt.; 8021 pt.; 805, 6, 8, 9</b>	<b>Selected health services -----</b>	<b>26</b>	<b>357 297</b>	<b>137 769</b>	<b>35 071</b>	<b>5 084</b>
<b>8111 pt.</b>	<b>Legal aid societies and similar legal services -----</b>	<b>3</b>	<b>(D)</b>	<b>(D)</b>	<b>(D)</b>	<b>BB</b>
<b>823, 4, 9</b>	<b>Selected educational services -----</b>	<b>13</b>	<b>2 812</b>	<b>1 144</b>	<b>233</b>	<b>94</b>
<b>83</b>	<b>Social services -----</b>	<b>143</b>	<b>75 647</b>	<b>26 808</b>	<b>6 697</b>	<b>2 202</b>
835	Child day care services -----	19	6 625	3 270	725	302
832, 3, 6, 9	Other social services -----	124	69 022	23 538	5 972	1 900
<b>861, 2, 4, 9</b>	<b>Selected membership organizations -----</b>	<b>178</b>	<b>68 610</b>	<b>19 571</b>	<b>4 198</b>	<b>1 107</b>
<b>873, 4 ex. 8744</b>	<b>Research, testing, and consulting services, except facilities support management services -----</b>	<b>6</b>	<b>(D)</b>	<b>(D)</b>	<b>(D)</b>	<b>BB</b>
	<b>PHOENIX—MESA, AZ MSA</b>					
	<b>Total -----</b>	<b>1 396</b>	<b>3 507 612</b>	<b>1 300 608</b>	<b>318 079</b>	<b>58 762</b>
<b>7032, 704</b>	<b>Camps and membership lodging -----</b>	<b>14</b>	<b>2 904</b>	<b>636</b>	<b>132</b>	<b>64</b>
7032	Sporting and recreational camps -----	9	(D)	(D)	(D)	BB
704	Organization hotels and lodging houses, on membership basis -----	5	(D)	(D)	(D)	AA
<b>792, 7991 pt., 7997, 7999 pt., 84</b>	<b>Selected amusement, recreation, and related services -----</b>	<b>95</b>	<b>85 875</b>	<b>34 654</b>	<b>8 827</b>	<b>2 569</b>
792	Theatrical producers (except motion picture), bands, orchestras, and entertainers -----	27	(D)	(D)	(D)	EE
7922	Theatrical producers (except motion picture) and miscellaneous theatrical services -----	16	(D)	(D)	(D)	CC
7922 pt.	Producers of live theatrical productions -----	15	(D)	(D)	(D)	CC
7922 pt.	Producers of radio and television shows, except tape -----	-	-	-	-	-
7922 pt.	Artists' and entertainers' managers or agents, concert bureaus, booking agents -----	-	-	-	-	-
7922 pt.	Other theatrical services -----	1	(D)	(D)	(D)	BB
7929	Bands, orchestras, actors, and other entertainers and entertainment groups -----	11	(D)	(D)	(D)	EE
7929 pt.	Dance groups and artists -----	1	(D)	(D)	(D)	BB
7929 pt.	Symphony orchestras, opera companies, and chamber music organizations -----	5	(D)	(D)	(D)	CC
7929 pt.	Other music groups and artists -----	5	(D)	(D)	(D)	BB
7929 pt.	Other entertainers and entertainment groups -----	-	-	-	-	-
7991 pt., 7997	Gymnasiums, athletic clubs, and membership sports and recreation clubs -----	51	45 558	18 315	4 550	1 499
7991 pt.	Gymnasiums and athletic clubs -----	1	(D)	(D)	(D)	AA
7997	Membership sports and recreation clubs -----	50	(D)	(D)	(D)	GG
7999 pt.	Fairs -----	2	(D)	(D)	(D)	CC
84	Museums, art galleries, and botanical and zoological gardens -----	15	21 196	8 586	2 076	440
841	Museums and art galleries -----	13	(D)	(D)	(D)	CC
842	Arboreta and botanical or zoological gardens -----	2	(D)	(D)	(D)	CC

**Table 7b. Summary Statistics for Firms Exempt From Federal Income Tax for Metropolitan Areas: 1992—Con.**

[Includes only establishments with payroll. For meaning of abbreviations and symbols, see introductory text. For explanation of terms and comparability of 1987 and 1992 censuses, see appendix A. For definitions of CMSA's, MSA's, and PMSA's, see appendix D]

SIC code	Geographic area and kind of business or operation	Establishments (number)	Revenue (\$1,000)	Annual payroll (\$1,000)	First-quarter payroll (\$1,000)	Paid employees for pay period including March 12 (number)
<b>PHOENIX—MESA, AZ MSA—Con.</b>						
<b>8011 pt.; 8021 pt.; 805, 6, 8, 9</b>	<b>Selected health services -----</b>	<b>195</b>	<b>2 675 069</b>	<b>1 043 116</b>	<b>255 663</b>	<b>40 466</b>
8011 pt., 8021 pt.	Clinics of doctors of medicine and dentists -----	26	43 911	16 897	3 992	676
8011 pt.	General medical clinics -----	26	43 911	16 897	3 992	676
8021 pt.	Dental clinics -----	—	—	—	—	—
805	Nursing and personal care facilities -----	53	137 649	59 014	14 717	3 898
8051	Skilled nursing care facilities -----	29	124 836	51 928	13 072	3 447
8052	Intermediate care facilities -----	21	(D)	(D)	(D)	EE
8059	Nursing and personal care facilities, n.e.c. -----	3	(D)	(D)	(D)	CC
806	Hospitals -----	35	2 405 240	922 330	226 709	33 907
8062	General medical and surgical hospitals -----	29	(D)	(D)	(D)	KK
8062 pt.	General medical and surgical hospitals, nongovernment -----	23	1 892 655	651 540	161 145	25 089
8062 pt.	General medical and surgical hospitals, government -----	6	(D)	(D)	(D)	II
8063, 9	Specialty hospitals -----	5	(D)	(D)	(D)	GG
8063	Psychiatric hospitals -----	5	(D)	(D)	(D)	FF
8063 pt.	Psychiatric hospitals, nongovernment -----	4	(D)	(D)	(D)	FF
8063 pt.	Psychiatric hospitals, government -----	1	(D)	(D)	(D)	FF
8069	Specialty hospitals, except psychiatric -----	1	(D)	(D)	(D)	FF
8069 pt.	Specialty hospitals, except psychiatric; nongovernment -----	1	(D)	(D)	(D)	FF
8069 pt.	Specialty hospitals, except psychiatric; government -----	—	—	—	—	—
808, 9	Other health services -----	81	88 269	44 875	10 245	1 985
808	Home health care services -----	7	(D)	(D)	(D)	FF
809	Miscellaneous health and allied services, n.e.c. -----	74	(D)	(D)	(D)	GG
8092	Kidney dialysis centers -----	—	—	—	—	—
8093	Specialty outpatient facilities, n.e.c. -----	68	(D)	(D)	(D)	FF
8099	Health and allied services, n.e.c. -----	6	(D)	(D)	(D)	EE
<b>8111 pt.</b>	<b>Legal aid societies and similar legal services -----</b>	<b>13</b>	<b>4 319</b>	<b>2 625</b>	<b>660</b>	<b>128</b>
<b>823, 4, 9</b>	<b>Selected educational services -----</b>	<b>36</b>	<b>11 437</b>	<b>4 025</b>	<b>1 165</b>	<b>287</b>
823	Libraries -----	4	(D)	(D)	(D)	AA
824	Vocational schools -----	12	6 207	2 295	693	129
8243	Data processing schools -----	—	—	—	—	—
8244	Business and secretarial schools -----	4	(D)	(D)	(D)	BB
8249	Vocational schools, n.e.c. -----	8	(D)	(D)	(D)	BB
829	Schools and educational services, n.e.c. -----	20	(D)	(D)	(D)	CC
<b>83</b>	<b>Social services -----</b>	<b>506</b>	<b>475 018</b>	<b>142 743</b>	<b>34 611</b>	<b>9 615</b>
835	Child day care services -----	32	6 030	3 604	879	442
832, 3, 6, 9	Other social services -----	474	468 988	139 139	33 732	9 173
832	Individual and family social services -----	221	176 157	50 765	12 620	3 425
833	Job training and vocational rehabilitation services -----	40	30 604	14 284	3 131	1 066
836	Residential care -----	113	90 833	42 554	10 283	2 744
839	Social services, n.e.c. -----	100	171 394	31 536	7 698	1 938
<b>861, 2, 4, 9</b>	<b>Selected membership organizations -----</b>	<b>499</b>	<b>234 137</b>	<b>66 631</b>	<b>15 767</b>	<b>5 422</b>
861	Business associations -----	111	52 539	14 662	3 583	556
864	Civic, social, and fraternal associations -----	275	100 716	27 614	6 313	3 694
862, 9	Other membership organizations -----	113	80 882	24 355	5 871	1 172
862	Professional membership organizations -----	52	(D)	(D)	(D)	EE
869	Membership organizations, n.e.c. -----	61	(D)	(D)	(D)	FF
<b>873, 4 ex. 8744</b>	<b>Research, testing, and consulting services, except facilities support management services -----</b>	<b>38</b>	<b>18 853</b>	<b>6 178</b>	<b>1 254</b>	<b>211</b>
873	Research, development, and testing services -----	22	6 747	1 787	353	88
8731	Commercial physical and biological research -----	2	(D)	(D)	(D)	AA
8732	Commercial economic, sociological, and educational research -----	3	(D)	(D)	(D)	AA
8733	Noncommercial research organizations -----	16	(D)	(D)	(D)	BB
8734	Testing laboratories -----	1	(D)	(D)	(D)	AA
874 ex. 8744	Management and public relations services, except facilities support management services -----	16	12 106	4 391	901	123
8741	Management services -----	2	(D)	(D)	(D)	BB
8742	Management consulting services -----	4	(D)	(D)	(D)	BB
8743	Public relations services -----	3	(D)	(D)	(D)	AA
8748	Business consulting services, n.e.c. -----	7	(D)	(D)	(D)	BB
<b>TUCSON, AZ MSA</b>						
	<b>Total -----</b>	<b>575</b>	<b>1 120 760</b>	<b>454 283</b>	<b>111 348</b>	<b>19 543</b>
<b>7032, 704</b>	<b>Camps and membership lodging -----</b>	<b>9</b>	<b>2 304</b>	<b>361</b>	<b>102</b>	<b>46</b>
<b>792, 7991 pt., 7997, 7999 pt., 84</b>	<b>Selected amusement, recreation, and related services -----</b>	<b>58</b>	<b>54 198</b>	<b>18 431</b>	<b>4 575</b>	<b>1 474</b>

**Table 7b. Summary Statistics for Firms Exempt From Federal Income Tax for Metropolitan Areas: 1992—Con.**

[Includes only establishments with payroll. For meaning of abbreviations and symbols, see introductory text. For explanation of terms and comparability of 1987 and 1992 censuses, see appendix A. For definitions of CMSA's, MSA's, and PMSA's, see appendix D]

SIC code	Geographic area and kind of business or operation	Establishments (number)	Revenue (\$1,000)	Annual payroll (\$1,000)	First-quarter payroll (\$1,000)	Paid employees for pay period including March 12 (number)
<b>TUCSON, AZ MSA—Con.</b>						
<b>8011 pt.; 8021 pt.; 805, 6, 8, 9</b>	<b>Selected health services -----</b>	<b>75</b>	<b>800 087</b>	<b>351 638</b>	<b>86 936</b>	<b>12 407</b>
8011 pt., 8021 pt. 805	Clinics of doctors of medicine and dentists -----	13	(D)	(D)	(D)	FF
	Nursing and personal care facilities -----	5	(D)	(D)	(D)	EE
806 8062 8063, 9	Hospitals -----	10	659 060	311 055	77 506	10 419
	General medical and surgical hospitals -----	7	(D)	(D)	(D)	JJ
	Specialty hospitals -----	3	(D)	(D)	(D)	EE
808, 9	Other health services -----	47	45 810	18 263	4 231	982
<b>8111 pt.</b>	<b>Legal aid societies and similar legal services -----</b>	<b>4</b>	<b>2 040</b>	<b>1 252</b>	<b>318</b>	<b>54</b>
<b>823, 4, 9</b>	<b>Selected educational services -----</b>	<b>17</b>	<b>4 654</b>	<b>2 806</b>	<b>713</b>	<b>146</b>
<b>83</b>	<b>Social services -----</b>	<b>235</b>	<b>133 562</b>	<b>48 454</b>	<b>11 410</b>	<b>3 901</b>
835	Child day care services -----	33	4 928	2 839	705	388
832, 3, 6, 9	Other social services -----	202	128 634	45 615	10 705	3 513
832	Individual and family social services -----	90	45 709	21 285	4 869	1 363
833	Job training and vocational rehabilitation services -----	19	16 316	8 679	2 024	1 140
836	Residential care -----	42	19 639	8 394	2 010	610
839	Social services, n.e.c. -----	51	46 970	7 257	1 802	400
<b>861, 2, 4, 9</b>	<b>Selected membership organizations -----</b>	<b>150</b>	<b>75 050</b>	<b>11 560</b>	<b>2 760</b>	<b>913</b>
861	Business associations -----	24	3 993	1 129	279	69
864	Civic, social, and fraternal associations -----	93	21 326	5 015	1 242	560
862, 9	Other membership organizations -----	33	49 731	5 416	1 239	284
<b>873, 4 ex. 8744</b>	<b>Research, testing, and consulting services, except facilities support management services -----</b>	<b>27</b>	<b>48 865</b>	<b>19 781</b>	<b>4 534</b>	<b>602</b>
873	Research, development, and testing services -----	21	(D)	(D)	(D)	FF
874 ex. 8744	Management and public relations services, except facilities support management services -----	6	(D)	(D)	(D)	BB
<b>YUMA, AZ MSA</b>						
	<b>Total -----</b>	<b>64</b>	<b>136 843</b>	<b>44 722</b>	<b>11 719</b>	<b>2 470</b>
<b>7032, 704</b>	<b>Camps and membership lodging -----</b>	<b>-</b>	<b>-</b>	<b>-</b>	<b>-</b>	<b>-</b>
<b>792, 7991 pt., 7997, 7999 pt., 84</b>	<b>Selected amusement, recreation, and related services -----</b>	<b>7</b>	<b>14 163</b>	<b>5 520</b>	<b>1 378</b>	<b>431</b>
<b>8011 pt.; 8021 pt.; 805, 6, 8, 9</b>	<b>Selected health services -----</b>	<b>4</b>	<b>(D)</b>	<b>(D)</b>	<b>(D)</b>	<b>GG</b>
<b>8111 pt.</b>	<b>Legal aid societies and similar legal services -----</b>	<b>1</b>	<b>(D)</b>	<b>(D)</b>	<b>(D)</b>	<b>AA</b>
<b>823, 4, 9</b>	<b>Selected educational services -----</b>	<b>1</b>	<b>(D)</b>	<b>(D)</b>	<b>(D)</b>	<b>AA</b>
<b>83</b>	<b>Social services -----</b>	<b>26</b>	<b>16 765</b>	<b>6 550</b>	<b>1 517</b>	<b>549</b>
835	Child day care services -----	1	(D)	(D)	(D)	AA
832, 3, 6, 9	Other social services -----	25	(D)	(D)	(D)	FF
<b>861, 2, 4, 9</b>	<b>Selected membership organizations -----</b>	<b>23</b>	<b>(D)</b>	<b>(D)</b>	<b>(D)</b>	<b>CC</b>
<b>873, 4 ex. 8744</b>	<b>Research, testing, and consulting services, except facilities support management services -----</b>	<b>2</b>	<b>(D)</b>	<b>(D)</b>	<b>(D)</b>	<b>AA</b>

**Table 8a. Summary Statistics for Firms Subject to Federal Income Tax for the Area Outside Metropolitan Areas: 1992**

[Includes only establishments with payroll. For meaning of abbreviations and symbols, see introductory text. For explanation of terms and comparability of 1987 and 1992 censuses, see appendix A. For definitions of CMSA's, MSA's, and PMSA's, see appendix D]

SIC code	Kind of business or operation	Establishments (number)	Receipts (\$1,000)	Annual payroll (\$1,000)	First-quarter payroll (\$1,000)	Paid employees for pay period including March 12 (number)
	<b>Total</b> .....	<b>3 103</b>	<b>1 123 816</b>	<b>341 779</b>	<b>73 284</b>	<b>20 560</b>
<b>70 ex. 704</b>	<b>Hotels, rooming houses, camps, and other lodging places (except membership lodging)</b> .....	<b>353</b>	<b>251 421</b>	<b>56 586</b>	<b>11 396</b>	<b>5 466</b>
7011	Hotels and motels .....	301	237 931	54 051	10 887	5 275
7011 pt.	Hotels .....	105	140 914	32 547	6 572	3 018
7011 pt.	Hotels, 25 guestrooms or more .....	71	134 458	31 359	6 317	2 863
7011 pt.	Hotels, less than 25 guestrooms .....	34	6 456	1 188	255	155
7011 pt.	Motels, motor hotels, and tourist courts .....	196	97 017	21 504	4 315	2 257
7011 pt.	Motels, tourist courts .....	159	64 251	13 511	2 515	1 540
7011 pt.	Motor hotels .....	37	32 766	7 993	1 800	717
702, 3	Other lodging places .....	52	13 490	2 535	509	191
702	Rooming and boarding houses .....	5	(D)	(D)	(D)	AA
703	Camps and recreational vehicle parks .....	47	(D)	(D)	(D)	CC
<b>72</b>	<b>Personal services</b> .....	<b>306</b>	<b>39 997</b>	<b>12 158</b>	<b>2 793</b>	<b>1 300</b>
721	Laundry, cleaning, and garment services .....	98	15 741	4 490	1 000	473
7211	Power laundries, family and commercial* .....	4	809	378	79	31
7213	Linen supply* .....	4	(D)	(D)	(D)	BB
7215	Coin-operated laundries and drycleaning .....	41	(D)	(D)	(D)	CC
7216	Drycleaning plants, except rug cleaning* .....	28	(D)	(D)	(D)	CC
7217	Carpet and upholstery cleaning .....	15	(D)	(D)	(D)	BB
7218	Industrial launderers* .....	3	(D)	(D)	(D)	AA
7212, 9	Other laundry, cleaning, and garment services* .....	3	(D)	(D)	(D)	AA
7212	Garment pressing, and agents for laundries and drycleaners .....	1	(D)	(D)	(D)	AA
7219	Laundry and garment services, n.e.c.* .....	2	(D)	(D)	(D)	AA
722	Photographic studios, portrait .....	15	1 238	180	31	25
723, 4	Beauty and barber shops .....	132	11 795	4 754	1 035	476
723	Beauty shops .....	123	11 254	4 466	970	456
724	Barber shops .....	9	541	288	65	20
725	Shoe repair shops and shoeshine parlors .....	2	(D)	(D)	(D)	AA
726	Funeral service and crematories .....	30	9 183	2 166	481	168
729	Miscellaneous personal services .....	29	(D)	(D)	(D)	CC
7291	Tax return preparation services .....	21	1 730	488	213	141
7299	Miscellaneous personal services, n.e.c. .....	8	(D)	(D)	(D)	AA
<b>73</b>	<b>Business services</b> .....	<b>355</b>	<b>164 776</b>	<b>49 114</b>	<b>11 631</b>	<b>2 908</b>
731	Advertising .....	10	(D)	(D)	(D)	BB
7311	Advertising agencies .....	5	(D)	(D)	(D)	AA
7312	Outdoor advertising services .....	-	-	-	-	-
7313	Radio, television, publishers' advertising representatives .....	4	463	199	35	19
7319	Advertising, n.e.c. .....	1	(D)	(D)	(D)	AA
732	Consumer credit reporting agencies, mercantile reporting agencies, and adjustment and collection agencies .....	9	1 300	500	109	42
7322	Adjustment and collection services .....	8	(D)	(D)	(D)	BB
7323	Credit reporting services .....	1	(D)	(D)	(D)	AA
733	Mailing, reproduction, commercial art and photography, and stenographic services .....	28	(D)	(D)	(D)	BB
7331	Direct mail advertising services .....	3	(D)	(D)	(D)	AA
7334	Photocopying and duplicating services .....	9	(D)	(D)	(D)	BB
7335, 6	Commercial photography, art, and graphics .....	11	2 105	348	111	30
7335	Commercial photography .....	5	(D)	(D)	(D)	AA
7336	Commercial art and graphic design .....	6	(D)	(D)	(D)	BB
7338	Secretarial and court reporting services .....	5	(D)	(D)	(D)	AA
734	Services to dwellings and other buildings .....	106	15 849	6 008	1 244	630
7342	Disinfecting and pest control services .....	25	5 845	1 866	375	120
7349	Building cleaning and maintenance services, n.e.c. .....	81	10 004	4 142	869	510
735	Miscellaneous equipment rental and leasing .....	44	22 684	5 109	982	226
7352	Medical equipment rental and leasing .....	6	(D)	(D)	(D)	BB
7353	Heavy construction equipment rental and leasing .....	9	(D)	(D)	(D)	BB
7359	Equipment rental and leasing, n.e.c. .....	29	12 441	2 607	531	116
736	Personnel supply services .....	23	9 441	5 483	1 249	783
7361	Employment agencies .....	9	(D)	(D)	(D)	CC
7363	Help supply services .....	14	(D)	(D)	(D)	FF
7363 pt.	Temporary help supply .....	10	(D)	(D)	(D)	FF
7363 pt.	Help supply, except temporary .....	4	(D)	(D)	(D)	CC
737	Computer programming, data processing, and other computer related services .....	47	83 414	22 229	5 875	522
7371, 2, 3	Computer programming, prepackaged software, and integrated systems .....	33	(D)	(D)	(D)	EE
7371	Computer programming services .....	24	(D)	(D)	(D)	CC
7372	Prepackaged software .....	3	(D)	(D)	(D)	BB
7373	Computer integrated systems .....	6	(D)	(D)	(D)	BB
7374, 5, 6	Data processing services .....	6	(D)	(D)	(D)	AA
7374, 5	Computer processing, information retrieval .....	5	(D)	(D)	(D)	AA
7376	Computer facilities management services .....	1	(D)	(D)	(D)	AA
7377, 8, 9	Computer rental and leasing, maintenance, and related services, n.e.c. .....	8	(D)	(D)	(D)	CC
7377	Computer rental and leasing .....	-	-	-	-	-
7378	Computer maintenance and repair .....	2	(D)	(D)	(D)	AA
7379	Computer related services, n.e.c. .....	6	(D)	(D)	(D)	CC

**Table 8a. Summary Statistics for Firms Subject to Federal Income Tax for the Area Outside Metropolitan Areas: 1992 – Con.**

[Includes only establishments with payroll. For meaning of abbreviations and symbols, see introductory text. For explanation of terms and comparability of 1987 and 1992 censuses, see appendix A. For definitions of CMSA's, MSA's, and PMSA's, see appendix D]

SIC code	Kind of business or operation	Establishments (number)	Receipts (\$1,000)	Annual payroll (\$1,000)	First-quarter payroll (\$1,000)	Paid employees for pay period including March 12 (number)
<b>73</b>	<b>Business services—Con.</b>					
738	Miscellaneous business services -----	88	(D)	(D)	(D)	FF
7381, 2	Detective agencies and protective services -----	21	(D)	(D)	(D)	CC
7381	Detective, guard, and armored car services -----	14	(D)	(D)	(D)	CC
7382	Security systems services -----	7	(D)	(D)	(D)	BB
7383	News syndicates -----	1	(D)	(D)	(D)	AA
7384	Photofinishing laboratories* -----	14	(D)	(D)	(D)	BB
7389	Business services, n.e.c. -----	52	18 926	5 864	1 246	318
7389 pt.	Sign painting shops -----	2	(D)	(D)	(D)	AA
7389 pt.	Interior designing -----	1	(D)	(D)	(D)	AA
7389 pt.	Telephone answering services -----	6	685	310	71	34
7389 pt.	Other business services -----	43	17 948	5 492	1 144	278
<b>75</b>	<b>Automotive repair, services, and parking -----</b>	<b>356</b>	<b>90 590</b>	<b>21 324</b>	<b>4 805</b>	<b>1 393</b>
751	Automotive rental and leasing, without drivers -----	15	8 643	1 507	341	115
7513	Truck rental and leasing, without drivers -----	6	(D)	(D)	(D)	BB
7514, 5	Passenger car rental and leasing -----	6	(D)	(D)	(D)	BB
7514	Passenger car rental -----	6	(D)	(D)	(D)	BB
7515	Passenger car leasing -----	-	-	-	-	-
7519	Utility trailer and recreational vehicle rental -----	3	(D)	(D)	(D)	AA
752	Automobile parking -----	1	(D)	(D)	(D)	AA
753	Automotive repair shops -----	283	69 992	16 502	3 682	972
7532	Top, body, and upholstery repair shops and paint shops -----	58	14 835	3 715	821	202
7532 pt.	Top and body repair shops -----	52	14 185	3 604	802	197
7532 pt.	Paint shops -----	6	650	111	19	5
7538	General automotive repair shops -----	175	44 040	10 480	2 374	631
7538 pt.	General automotive repair shops, except diesel -----	158	(D)	(D)	(D)	FF
7538 pt.	Diesel repair shops -----	17	(D)	(D)	(D)	BB
7533, 4, 6, 7, 9	Other automotive repair shops -----	50	11 117	2 307	487	139
7533	Automotive exhaust system repair shops -----	6	(D)	(D)	(D)	AA
7534	Tire retreading and repair shops -----	4	(D)	(D)	(D)	AA
7536	Automotive glass replacement shops -----	11	(D)	(D)	(D)	BB
7537	Automotive transmission repair shops -----	12	2 425	545	112	30
7539	Automotive repair shops, n.e.c. -----	17	(D)	(D)	(D)	BB
7539 pt.	Radiator repair -----	6	(D)	(D)	(D)	AA
7539 pt.	Brake, front end, and wheel alignment -----	3	(D)	(D)	(D)	AA
7539 pt.	Automotive electrical and fuel system services -----	5	(D)	(D)	(D)	AA
7539 pt.	Other automotive repair shops, n.e.c. -----	3	(D)	(D)	(D)	AA
754	Automotive services, except repair -----	57	(D)	(D)	(D)	EE
7542	Carwashes -----	25	(D)	(D)	(D)	CC
7549	Automotive services, except repair and carwashes -----	32	8 286	2 018	497	150
<b>76</b>	<b>Miscellaneous repair services -----</b>	<b>126</b>	<b>24 845</b>	<b>6 123</b>	<b>1 394</b>	<b>395</b>
762	Electrical repair shops -----	40	9 775	2 639	629	168
7622	Radio and television repair shops -----	8	1 764	372	70	38
7623, 9	Other electrical and electronic repair shops -----	32	8 011	2 267	559	130
7623	Refrigeration and air-conditioning service and repair shops -----	7	(D)	(D)	(D)	BB
7629	Electrical and electronic repair shops, n.e.c. -----	25	(D)	(D)	(D)	CC
763	Watch, clock, and jewelry repair -----	-	-	-	-	-
764	Reupholstery and furniture repair -----	8	(D)	(D)	(D)	BB
769	Miscellaneous repair and related services -----	78	(D)	(D)	(D)	CC
7692	Welding repair -----	11	(D)	(D)	(D)	BB
7694	Armature rewinding shops -----	7	(D)	(D)	(D)	AA
7699	Repair shops and related services, n.e.c. -----	60	11 787	2 548	587	160
<b>78, 79, 84</b>	<b>Amusement and recreation services, including motion pictures and museums -----</b>	<b>207</b>	<b>75 671</b>	<b>19 352</b>	<b>3 457</b>	<b>1 627</b>
781, 2	Motion picture production, distribution, and services -----	10	(D)	(D)	(D)	BB
783	Motion picture theaters -----	21	(D)	(D)	(D)	CC
7832	Motion picture theaters, except drive-in -----	19	(D)	(D)	(D)	CC
7833	Drive-in motion picture theaters -----	2	(D)	(D)	(D)	AA
784	Video tape rental -----	46	(D)	(D)	(D)	CC
792	Theatrical producers (except motion picture), bands, orchestras, and entertainers -----	3	(D)	(D)	(D)	AA
7922	Theatrical producers (except motion picture) and miscellaneous theatrical services -----	2	(D)	(D)	(D)	AA
7929	Bands, orchestras, actors, and other entertainers and entertainment groups -----	1	(D)	(D)	(D)	AA
793	Bowling centers -----	17	(D)	(D)	(D)	CC
79 ex. 792, 3, 84	Commercial sports and other amusement and recreation services, including museums -----	110	49 350	14 738	2 383	1 041
794	Commercial sports -----	6	(D)	(D)	(D)	AA
7941	Professional sports clubs, managers, promoters -----	-	-	-	-	-
7948	Racing, including track operation -----	6	(D)	(D)	(D)	AA
79 ex. 792, 3, 4, 84	Other amusement and recreation services, including museums -----	104	(D)	(D)	(D)	GG
791	Dance studios, schools, and halls -----	2	(D)	(D)	(D)	AA
7991	Physical fitness facilities -----	10	(D)	(D)	(D)	CC
7992	Public golf courses -----	11	(D)	(D)	(D)	CC
7993	Coin-operated amusement devices -----	6	(D)	(D)	(D)	BB
7996	Amusement parks -----	2	(D)	(D)	(D)	AA
7997	Membership sports and recreation clubs -----	22	(D)	(D)	(D)	EE
7999, 84	Amusement and recreation services, including museums, n.e.c. -----	51	19 961	5 228	794	305
7999 pt.	Concession operators of amusement devices and rides -----	2	(D)	(D)	(D)	AA
7999 pt.	Carnivals, circuses, and fairs -----	-	-	-	-	-
7999 pt., 84	Other recreation and amusements, including museums -----	49	(D)	(D)	(D)	EE



**Table 8a. Summary Statistics for Firms Subject to Federal Income Tax for the Area Outside Metropolitan Areas: 1992 – Con.**

[Includes only establishments with payroll. For meaning of abbreviations and symbols, see introductory text. For explanation of terms and comparability of 1987 and 1992 censuses, see appendix A. For definitions of CMSA's, MSA's, and PMSA's, see appendix D]

SIC code	Kind of business or operation	Establishments (number)	Receipts (\$1,000)	Annual payroll (\$1,000)	First-quarter payroll (\$1,000)	Paid employees for pay period including March 12 (number)
<b>80</b>	<b>Health services</b> .....	<b>726</b>	<b>281 460</b>	<b>108 999</b>	<b>22 452</b>	<b>4 257</b>
801	Offices and clinics of doctors of medicine .....	290	144 607	62 201	11 988	1 557
8011 pt.	Offices of doctors of medicine .....	277	(D)	(D)	(D)	GG
8011 pt.	General medical clinics .....	13	(D)	(D)	(D)	BB
802	Offices and clinics of dentists .....	171	44 219	13 520	3 100	788
803	Offices and clinics of doctors of osteopathy .....	25	9 695	3 723	790	127
804	Offices and clinics of other health practitioners .....	167	24 919	6 823	1 420	398
8041	Offices and clinics of chiropractors .....	65	9 219	2 397	524	130
8042	Offices and clinics of optometrists .....	39	7 770	1 861	436	123
8043	Offices and clinics of podiatrists .....	9	(D)	(D)	(D)	BB
8049	Offices and clinics of health practitioners, n.e.c. ....	54	(D)	(D)	(D)	CC
805	Nursing and personal care facilities .....	15	(D)	(D)	(D)	FF
8051	Skilled nursing care facilities .....	14	(D)	(D)	(D)	FF
8052	Intermediate care facilities .....	—	—	—	—	—
8059	Nursing and personal care facilities, n.e.c. ....	1	(D)	(D)	(D)	AA
806	Hospitals .....	2	(D)	(D)	(D)	CC
8062	General medical and surgical hospitals .....	—	—	—	—	—
8063, 9	Specialty hospitals .....	2	(D)	(D)	(D)	CC
807, 8, 9	Other health services .....	56	(D)	(D)	(D)	EE
807	Medical and dental laboratories .....	23	7 236	2 342	499	77
8071	Medical laboratories .....	10	(D)	(D)	(D)	BB
8072	Dental laboratories .....	13	(D)	(D)	(D)	BB
808	Home health care services .....	11	(D)	(D)	(D)	BB
809	Miscellaneous health and allied services, n.e.c. ....	22	11 476	3 521	865	195
8092	Kidney dialysis centers .....	3	(D)	(D)	(D)	BB
8093	Specialty outpatient facilities, n.e.c. ....	5	(D)	(D)	(D)	BB
8099	Health and allied services, n.e.c. ....	14	6 934	1 529	394	87
<b>81</b>	<b>Legal services</b> .....	<b>183</b>	<b>36 167</b>	<b>11 574</b>	<b>2 609</b>	<b>525</b>
<b>823, 4, 9</b>	<b>Selected educational services</b> .....	<b>21</b>	<b>(D)</b>	<b>(D)</b>	<b>(D)</b>	<b>CC</b>
823	Libraries .....	1	(D)	(D)	(D)	AA
824	Vocational schools .....	5	(D)	(D)	(D)	BB
829	Schools and educational services, n.e.c. ....	15	(D)	(D)	(D)	BB
<b>83</b>	<b>Social services</b> .....	<b>89</b>	<b>(D)</b>	<b>(D)</b>	<b>(D)</b>	<b>FF</b>
835	Child day care services .....	37	(D)	(D)	(D)	EE
832, 3, 6, 9	Other social services .....	52	14 554	5 884	1 285	421
<b>87 ex. 8733</b>	<b>Engineering, accounting, research, management, and related services (except noncommercial research organizations)</b> .....	<b>351</b>	<b>125 631</b>	<b>43 648</b>	<b>9 771</b>	<b>1 777</b>
871	Engineering, architectural, and surveying services .....	108	(D)	(D)	(D)	EE
8711	Engineering services .....	60	(D)	(D)	(D)	EE
8712	Architectural services .....	17	(D)	(D)	(D)	BB
8713	Surveying services .....	31	3 444	1 457	282	91
872	Accounting, auditing, and bookkeeping services .....	152	(D)	(D)	(D)	EE
873 ex. 8733	Research, development, and testing services (except noncommercial research organizations) .....	16	(D)	(D)	(D)	CC
8731	Commercial physical and biological research .....	6	(D)	(D)	(D)	CC
8732	Commercial economic, sociological, and educational research .....	3	(D)	(D)	(D)	AA
8734	Testing laboratories .....	7	(D)	(D)	(D)	BB
874	Management and public relations services .....	75	(D)	(D)	(D)	FF
8741	Management services .....	21	(D)	(D)	(D)	CC
8742	Management consulting services .....	33	14 063	4 900	1 487	245
8743	Public relations services .....	4	368	61	12	5
8744	Facilities support management services .....	3	(D)	(D)	(D)	CC
8748	Business consulting services, n.e.c. ....	14	(D)	(D)	(D)	BB
<b>89</b>	<b>Services, n.e.c.</b> .....	<b>30</b>	<b>(D)</b>	<b>(D)</b>	<b>(D)</b>	<b>CC</b>

**Table 8b. Summary Statistics for Firms Exempt From Federal Income Tax for the Area Outside Metropolitan Areas: 1992**

[Includes only establishments with payroll. For meaning of abbreviations and symbols, see introductory text. For explanation of terms and comparability of 1987 and 1992 censuses, see appendix A. For definitions of CMSA's, MSA's, and PMSA's, see appendix D]

SIC code	Kind of business or operation	Establishments (number)	Revenue (\$1,000)	Annual payroll (\$1,000)	First-quarter payroll (\$1,000)	Paid employees for pay period including March 12 (number)
	<b>Total</b> .....	<b>513</b>	<b>527 604</b>	<b>243 149</b>	<b>55 702</b>	<b>11 391</b>
<b>7032, 704</b>	<b>Camps and membership lodging</b> .....	<b>9</b>	<b>2 579</b>	<b>999</b>	<b>225</b>	<b>61</b>
<b>792, 7991 pt., 7997, 7999 pt., 84</b>	<b>Selected amusement, recreation, and related services</b> .....	<b>30</b>	<b>(D)</b>	<b>(D)</b>	<b>(D)</b>	<b>CC</b>
<b>8011 pt.; 8021 pt.; 805, 6, 8, 9</b>	<b>Selected health services</b> .....	<b>68</b>	<b>(D)</b>	<b>(D)</b>	<b>(D)</b>	<b>II</b>
8011 pt., 8021 pt., 805	Clinics of doctors of medicine and dentists .....	15	(D)	(D)	(D)	EE
	Nursing and personal care facilities .....	10	(D)	(D)	(D)	EE
806	Hospitals .....	26	(D)	(D)	(D)	II
8062	General medical and surgical hospitals .....	26	(D)	(D)	(D)	II
8063, 9	Specialty hospitals .....	-	-	-	-	-
808, 9	Other health services .....	17	(D)	(D)	(D)	CC
<b>8111 pt.</b>	<b>Legal aid societies and similar legal services</b> .....	<b>12</b>	<b>(D)</b>	<b>(D)</b>	<b>(D)</b>	<b>BB</b>
<b>823, 4, 9</b>	<b>Selected educational services</b> .....	<b>13</b>	<b>(D)</b>	<b>(D)</b>	<b>(D)</b>	<b>BB</b>
<b>83</b>	<b>Social services</b> .....	<b>192</b>	<b>69 438</b>	<b>32 113</b>	<b>7 831</b>	<b>2 489</b>
835	Child day care services .....	34	(D)	(D)	(D)	CC
832, 3, 6, 9	Other social services .....	158	(D)	(D)	(D)	GG
832	Individual and family social services .....	80	30 140	12 640	3 131	893
833	Job training and vocational rehabilitation services .....	19	9 027	3 992	812	352
836	Residential care .....	26	18 718	9 948	2 586	806
839	Social services, n.e.c. ....	33	(D)	(D)	(D)	CC
<b>861, 2, 4, 9</b>	<b>Selected membership organizations</b> .....	<b>171</b>	<b>(D)</b>	<b>(D)</b>	<b>(D)</b>	<b>FF</b>
861	Business associations .....	31	(D)	(D)	(D)	BB
864	Civic, social, and fraternal associations .....	109	(D)	(D)	(D)	FF
862, 9	Other membership organizations .....	31	(D)	(D)	(D)	CC
<b>873, 4 ex. 8744</b>	<b>Research, testing, and consulting services, except facilities support management services</b> .....	<b>18</b>	<b>(D)</b>	<b>(D)</b>	<b>(D)</b>	<b>BB</b>
873	Research, development, and testing services .....	13	(D)	(D)	(D)	BB
874 ex. 8744	Management and public relations services, except facilities support management services .....	5	(D)	(D)	(D)	AA

**Table 9. Places With 2,500 Inhabitants or More Ranked by Volume of Receipts of Firms Subject to Federal Income Tax: 1992**

[Includes only establishments with payroll. For meaning of abbreviations and symbols, see introductory text. For explanation of terms and comparability of 1987 and 1992 censuses, see appendix A. For information on geographic areas followed by ▲, see appendix F]

Geographic area	Receipts		Cumulative receipts		Geographic area	Receipts		Cumulative receipts	
	Rank <sup>1</sup>	Amount (\$1,000)	Amount (\$1,000)	Percent of State total		Rank <sup>1</sup>	Amount (\$1,000)	Amount (\$1,000)	Percent of State total
<b>Arizona -----</b>	<b>(X)</b>	<b>16 615 795</b>	<b>16 615 795</b>	<b>100.0</b>	<b>Arizona—Con.</b>				
Phoenix -----	1	7 093 233	7 093 233	42.7	Globe -----	31	14 738	14 910 768	89.7
Tucson -----	2	2 281 835	9 375 068	56.4	Fountain Hills ▲-----	32	14 340	14 925 108	89.8
Scottsdale -----	3	1 325 666	10 700 734	64.4	Avondale -----	33	12 024	14 937 132	89.9
Mesa -----	4	974 707	11 675 441	70.3	Benson -----	34	11 829	14 948 961	90.0
Tempe -----	5	887 085	12 562 526	75.6	Winslow -----	35	11 250	14 960 211	90.0
Glendale -----	6	351 136	12 913 662	77.7	Parker -----	36	8 760	14 968 971	90.1
Paradise Valley -----	7	296 318	13 209 980	79.5	Prescott Valley -----	37	8 648	14 977 619	90.1
Flagstaff -----	8	229 686	13 439 666	80.9	Williams -----	38	8 624	14 986 243	90.2
Chandler -----	9	215 765	13 655 431	82.2	Willcox -----	39	8 233	14 994 476	90.2
Yuma -----	10	196 441	13 851 872	83.4	Holbrook -----	40	7 890	15 002 366	90.3
Sierra Vista -----	11	183 349	14 035 221	84.5	Bisbee -----	41	6 628	15 008 994	90.3
Prescott -----	12	133 273	14 168 494	85.3	Youngtown -----	42	6 011	15 015 005	90.4
Peoria -----	13	113 117	14 281 611	86.0	Camp Verde -----	43	5 518	15 020 523	90.4
Gilbert -----	14	84 257	14 365 868	86.5	Surprise -----	44	5 077	15 025 600	90.4
Lake Havasu City -----	15	84 155	14 450 023	87.0	Coolidge -----	45	4 672	15 030 272	90.5
Bullhead City -----	16	57 443	14 507 466	87.3	Cave Creek -----	46	4 185	15 034 457	90.5
Kingman -----	17	56 852	14 564 318	87.7	Snowflake -----	47	3 843	15 038 300	90.5
Casa Grande -----	18	53 042	14 617 360	88.0	South Tucson -----	48	3 787	15 042 087	90.5
Nogales -----	19	35 271	14 652 631	88.2	Litchfield Park ▲-----	49	3 703	15 045 790	90.6
Goodyear -----	20	31 164	14 683 795	88.4	Eloy -----	50	3 690	15 049 480	90.6
Cottonwood -----	21	27 621	14 711 416	88.5	Tolleson -----	51	3 370	15 052 850	90.6
Wickenburg -----	22	26 904	14 738 320	88.7	Eagar -----	52	3 369	15 056 219	90.6
Page -----	23	24 257	14 762 577	88.8	Chino Valley -----	53	2 716	15 058 935	90.6
Show Low -----	24	23 333	14 785 910	89.0	Buckeye -----	54	2 622	15 061 557	90.6
Safford -----	25	22 193	14 808 103	89.1	St. Johns -----	55	1 736	15 063 293	90.7
Apache Junction ▲-----	26	20 403	14 828 506	89.2	Thatcher -----	56	1 531	15 064 824	90.7
Payson -----	27	20 026	14 848 532	89.4	Florence -----	57	1 424	15 066 248	90.7
Sedona ▲-----	28	17 454	14 865 986	89.5	Clifton -----	58	1 308	15 067 556	90.7
Douglas -----	29	15 259	14 881 245	89.6	Queen Creek ▲-----	59	627	15 068 183	90.7
Guadalupe -----	30	14 785	14 896 030	89.6	El Mirage -----	60	601	15 068 784	90.7
					Oro Valley -----	(X)	(D)	(X)	(X)
					San Luis -----	(X)	(D)	(X)	(X)
					Somerton -----	(X)	(D)	(X)	(X)
					Superior -----	(X)	(D)	(X)	(X)

<sup>1</sup>Places with suppressed receipts (if applicable) are listed at end of table rather than by rank to avoid disclosing data for individual companies.

**Table 10. Counties Ranked by Volume of Receipts of Firms Subject to Federal Income Tax: 1992**

[Includes only establishments with payroll. For meaning of abbreviations and symbols, see introductory text. For explanation of terms and comparability of 1987 and 1992 censuses, see appendix A. For information on geographic areas followed by ▲, see appendix F]

Geographic area	Receipts		Cumulative receipts		Geographic area	Receipts		Cumulative receipts	
	Rank <sup>1</sup>	Amount (\$1,000)	Amount (\$1,000)	Percent of State total		Rank <sup>1</sup>	Amount (\$1,000)	Amount (\$1,000)	Percent of State total
<b>Arizona -----</b>	<b>(X)</b>	<b>16 615 795</b>	<b>16 615 795</b>	<b>100.0</b>	<b>Arizona—Con.</b>				
Maricopa -----	1	11 789 025	11 789 025	71.0	Pinal -----	8	129 376	16 371 243	98.5
Pima -----	2	3 057 872	14 846 897	89.4	Navajo -----	9	79 306	16 450 549	99.0
Coconino -----	3	365 312	15 212 209	91.6	Gila -----	10	49 827	16 500 376	99.3
Cochise -----	4	274 079	15 486 288	93.2	Santa Cruz -----	11	44 969	16 545 345	99.6
Yuma -----	5	258 378	15 744 666	94.8	Apache -----	12	31 135	16 576 480	99.8
Mohave -----	6	257 328	16 001 994	96.3	Graham -----	13	24 619	16 601 099	99.9
Yavapai -----	7	239 873	16 241 867	97.7	La Paz -----	14	12 352	16 613 451	100.0
					Greenlee -----	15	2 344	16 615 795	100.0

<sup>1</sup>Counties with suppressed receipts (if applicable) are listed at end of table rather than by rank to avoid disclosing data for individual companies.

# Appendix A.

## General Explanation

### CENSUS COVERAGE AND METHODOLOGY

**Structure and method of enumeration.** Firms in the 1992 Census of Service Industries were divided into the nonmail universe and mail universe. The coverage and the method of obtaining census information from each follow:

1. The nonmail universe consisted of firms which were not required to file a regular census return and included:

- a. All taxable nonemployers, i.e., all firms subject to Federal income tax with no paid employees during 1992. Receipts information for these firms was obtained from administrative records of other Federal agencies. Although consisting of many firms, nonemployers accounted for less than 10 percent of total receipts of all establishments covered in the census.

The census included only those service nonemployer firms which reported a receipts volume of \$1,000 or more during 1992. Establishments exempt from Federal income tax with no paid employees were excluded as in previous censuses.

Data for nonemployers are not included in this report but are provided in a subsequent Non-employer Statistics report (SC92-N-1).

- b. Selected small employers, i.e., single-establishment firms with payroll below a specified cutoff. (The term "employers" refers to firms with one or more paid employees at any time during 1992 as shown in the active administrative records of other Federal agencies.) Although the payroll cutoff varied by kind of business, small employers generally included firms with less than 10 employees and represented about 10 percent of total receipts of establishments covered in the census.

Data on receipts, payroll, and employment for employer firms below the payroll cutoff were derived or estimated from administrative records of other Federal agencies, except for a sample of small employer firms in classifications for which specialized data requirements precluded reliance solely on administrative records sources. This sample was included in the mail universe.

2. The mail universe consisted of firms for which information was obtained by means of a mail canvass and included:

- a. Large employers, i.e., all multiestablishment firms, and all employer firms above the payroll size cutoff referred to in section 1b. Within this category, a report of company organization was conducted periodically to identify establishment locations of firms which operated at more than one location and to obtain information on payroll and mid-March employment at each location. The 1991 Report of Company Organization was used as a coverage check in the census. In the 1992 census, all multi-establishment firms were asked to notify the Census Bureau of any establishments for which a form was not received. Report forms were subsequently provided to the firms for these establishments.
- b. A sample of small employer firms in classifications for which specialized data precluded reliance solely on administrative records sources. These firms were sent the census mailing packages containing the appropriate 1992 questionnaire.

**Method of classifying kinds of business.** The service industries classifications for all establishments were based on the *Standard Industrial Classification Manual: 1987*<sup>1</sup> (SIC). However, the method of assigning these classifications, and the level of detail at which establishments were classified, differed between the nonmail and mail universes as follows:

1. The nonmail universe

- a. Nonemployers were classified on the basis of information obtained from administrative records of other Federal agencies.
- b. Selected small employers were classified on the basis of the most current census kind-of-business classification available from one of the Census Bureau's current sample surveys or the 1987 census. Otherwise, the classification was obtained from administrative records of other Federal agencies.

If the census or administrative record classifications proved inadequate (none corresponded to a 1992 census classification in the detail required for

<sup>1</sup>*Standard Industrial Classification Manual: 1987*. For sale by Superintendent of Documents, U.S. Government Printing Office, Washington, DC 20402. Stock No. 041-001-00314-2.

employers), the firm was sent a brief inquiry requesting information necessary to assign a 1992 census kind-of-business code.

- Establishments in the mail universe were classified on the basis of their self-designation, answers to questions on receipts by type of service provided, and other special inquiries.

**Method of assigning tax status.** For kind-of-business classifications<sup>2</sup> where there were substantial numbers of taxable and tax-exempt establishments, establishments were classified based on the Federal income tax filing requirement for the establishment or organization. This classification was based primarily on the response to an inquiry on the census questionnaire. Establishments that indicated that all or part of their income was exempt from Federal income tax under provisions of section 501 of the IRS code were classified as tax-exempt; establishments indicating no such exemption were classified as taxable. All government-operated hospitals were classified as tax-exempt. For establishments in the nonmail universe, the tax status classification was based upon the type of tax return filed by the firm or organization.

For selected kind-of-business classifications<sup>3</sup> comprised primarily of tax-exempt establishments, all establishments in those classifications were defined as tax-exempt. All establishments in the remaining kind-of-business classifications (comprised primarily of taxable establishments) were defined as taxable.

## COMPARABILITY OF THE 1987 AND 1992 CENSUSES

The 1987 and 1992 censuses were conducted under similar conditions and procedures except for the following:

**Geographic areas.** The boundaries of a number of areas for which data are shown in the 1992 census are not the same as in the 1987 census because of annexations; other boundary changes; and redefinitions of metropolitan statistical areas (MSA's), primary metropolitan statistical areas (PMSA's), and consolidated metropolitan statistical areas (CMSA's).<sup>4</sup> In addition, data for consolidated cities are included in the 1992 census.

Data for special economic urban areas (SEUA's) with 10,000 inhabitants or more in Michigan, Minnesota, New York, and Wisconsin qualified for publication in the 1992 census. This included townships in Michigan and Minnesota and towns in New York and Wisconsin. However, Minnesota did not have any townships that met the population criteria.

<sup>2</sup>SIC's 7032, 792, 7991 pt., 7997, 7999 pt., 8011 pt., 8021 pt., 805, 806, 808, 809, 82, 83, 84 pt., 873 ex. 8733, 874 ex. 8744.

<sup>3</sup>SIC's 7041, 8111 pt., 84 pt., 86, 8733.

<sup>4</sup>Newly defined metropolitan areas (MA's) were announced by the Office of Management and Budget (OMB) effective June 30, 1993.

**Nonemployer firms.** In 1987, data for nonemployer firms were published for the United States, States, metropolitan areas, counties, and places in four regional reports in the Nonemployer Statistics Series (SC87-N-1 to -4).

For 1992, data for nonemployers by kind of business are presented in one *Nonemployer Statistics* report (SC92-N-1) for the United States, States, and metropolitan areas. Nonemployer data for counties and places are available on compact disc-read only memory (CD-ROM).

**Employment.** In 1987, employment data withheld to avoid disclosing data for individual companies were represented with the symbol "(D)." In 1992, withheld employment data are represented with symbols that denote employment size ranges. These symbols are defined in the introductory text.

**Sources of receipts/revenue.** In 1987, data on sources of receipts/revenue for selected industries were published with other industry-specific data in the *Miscellaneous Subjects* report (SC87-S-4) of the Subject Series. In 1992, sources of receipts/revenue data are presented separately in the *Sources of Receipts or Revenue* report (SC92-S-4) of the Subject Series.

**Legal form of organization.** In 1987, data on the number of individual proprietorships/partnerships were published in the Geographic Area Series. In 1992, individual proprietorship/partnership data are published in the *Establishment and Firm Size* report (SC87-S-1) and in the *Nonemployer Statistics* report (SC87-N-1).

## EXPLANATION OF TERMS

**Establishments.** An establishment is a single physical location at which business is conducted. It is not necessarily identical with a company or enterprise, which may consist of one establishment or more. Statistics for service industries represent a summary of reports for individual establishments rather than companies. For cases where a census report was received, separate information was obtained for each location where business was conducted. When administrative records of other Federal agencies were used instead of a census report, no information was available on the number of locations operated. Estimates of this number were derived from a sample and are provided in the service industries report, *Miscellaneous Subjects* (SC92-S-5). Each census report was tabulated according to the physical location at which the business was conducted. The count of establishments represents those in business at any time during 1992. Appendix G provides a comparison of the number of establishments active any time during the year versus the number in business at the end of the year.

When two activities or more were carried on at a single location under a single ownership, all activities generally were grouped together as a single establishment. The

entire establishment was classified on the basis of its major activity and all data for it were included in that classification. However, when distinct and separate economic activities (for which different industry classification codes were appropriate) were conducted at a single location under a single ownership, and when conditions prescribed by the SIC manual for recognizing the existence of more than one establishment were met, separate establishment reports for each of the different activities were obtained in the census.

Leased service departments (separately owned businesses operated as departments or concessions of other service establishments or of retail businesses, such as a separately owned shoeshine parlor in a barber shop, or a beauty shop in a department store) are treated as separate service establishments for census purposes. Leased retail departments located in service establishments (e.g., a gift shop located in a hotel) are considered separate retail establishments.

**Firms.** A firm is a business organization or entity consisting of one domestic establishment (location) or more under common ownership or control. All establishments of subsidiary firms are included as part of the controlling firm. For the economic census, the terms "firm" and "company" are synonymous.

**Receipts (Basic dollar volume measure for service establishments of firms subject to Federal income tax).** Includes receipts from customers or clients for services rendered, from the use of facilities, and from merchandise sold during 1992 whether or not payment was received in 1992, except for health practitioners and legal, architectural, engineering, and surveying services, which reported on a cash basis (payments received in 1992 regardless of when services were rendered). Excise taxes on gasoline, liquor, tobacco, etc., which are paid by the manufacturer or wholesaler and passed on in the cost of goods purchased by the service establishment, are also included. Receipts from leasing of vehicles, equipment, etc., marketed under operating leases are included in receipts figures as well as the fair sales value of merchandise marketed in 1992 under capital, finance, or "full payout" leases. Receipts also include the total value of service contracts, amounts received for work subcontracted to others, and dues and assessments from members and affiliates.

Receipts are net after deductions for refunds and allowances for merchandise returned by customers. Receipts do not include sales, occupancy, admissions, or other taxes collected from customers and remitted directly by the firm to a local, State, or Federal tax agency, nor do they include income from such sources as contributions, gifts, and grants; dividends, interest, and investments; or sale or rental of real estate. Also excluded are rents from and receipts (gross as well as the establishment's share) of departments and concessions which are operated by others; sales of used equipment rented or leased to

customers; commissions from vending machine operators; and other nonoperating income such as royalties, franchise fees, etc.

Receipts in this report do not include service receipts of manufacturers, wholesalers, retail establishments, or other businesses whose primary activity is other than service. They do, however, include receipts other than from services rendered (e.g., sale of merchandise to individuals or other businesses) by establishments primarily engaged in performing services and classified in the service industries.

**Revenue (Basic dollar volume measure for firms exempt from Federal income tax).** Includes revenue from customers or clients for services rendered and merchandise sold during 1992, whether or not payment was received in 1992. Also included are income from interest, dividends, gross contributions, gifts, grants (whether or not restricted for use in operations), rents, royalties, dues and assessments from members and affiliates, and receipts from fundraising activities. Receipts from taxable business activities of firms exempt from Federal income tax (Unrelated Business Income) are also included in revenue.

Revenue does not include sales, admissions, or other taxes collected by the organization from customers or clients and paid directly to a local, State, or Federal tax agency; income from the sale of real estate, investments, or other assets (except inventory held for resale); gross receipts of departments, concessions, etc., that are operated by others; and amounts transferred to operating funds from capital or reserve funds.

**Expenses.** Expenses include payroll, employee benefits, interest, rent, payroll taxes, cost of supplies used for operation, depreciation expenses, fundraising expenses, contracted or purchased services, and other expenses charged to operations during 1992.

Expenses in this report exclude outlays for the purchase of real estate; construction and all other capital improvements; funds invested; assessments or dues paid to the parent or other chapters of the same organization; and, for fundraising organizations, funds transferred to charities and other organizations.

**Annual payroll.** Payroll includes all forms of compensation, such as salaries, wages, commissions, bonuses, vacation allowances, sick-leave pay, employee contributions to qualified pension plans, and the value of payments in kind (e.g., free meals and lodgings) paid during the year to all employees. Tips and gratuities received by employees from patrons and reported to employers are included. For corporations, payroll includes amounts paid to officers and executives; for unincorporated businesses, it does not include profit or other compensation of proprietors or partners. Payroll is reported before deductions for social security, income tax, insurance, union dues, etc. This definition of payroll is the same as that used by the Internal Revenue Service (IRS) on form 941.

**First-quarter payroll.** This item consists of payroll, as defined above, paid to persons employed at any time during the quarter January to March 1992.

**Paid employees for pay period including March 12.** Paid employees consist of the full- and part-time employees, including salaried officers and executives of corporations, who were on the payroll during the pay period including March 12. Included are employees on paid sick leave, paid holidays, and paid vacations; not included are proprietors and partners of unincorporated businesses. The definition of paid employees is the same as that used on IRS form 941.

**Auxiliary establishments.** Each company included in this census was asked to identify and separately report auxiliary locations whose primary functions were to manage, administer, service, or support the activities of the other establishments of the company. Data presented in this report do not include auxiliary establishments. Data for auxiliaries are presented in a subsequent report issued as part of the *1992 Enterprise Statistics* reports.

## KIND-OF-BUSINESS CLASSIFICATIONS

Services, as defined in Division I of the 1987 Standard Industrial Classification (SIC) manual, includes establishments primarily engaged in rendering a wide variety of services to individuals, business and government establishments, and other organizations.

Establishments covered by the census were assigned kind-of-business classifications according to the industry classifications defined in the 1987 SIC manual. When a more detailed classification than defined in the SIC manual was needed, additional kinds of business were identified within an SIC industry.

The basis for a kind-of-business classification is described above in Method of Classifying Kinds of Business. Descriptions of those kinds of business for which data are provided in this report follow.

### Hotels, Rooming Houses, Camps, and Other Lodging Places (SIC Major Group 70)

This group includes establishments engaged in providing lodging, or lodging and meals, and camping facilities. Hotels which provide accommodations for permanent residents (e.g., apartment hotels) and residential mobile home parks are classified in Real Estate, Major Group 65.

**Hotels and motels (SIC 7011).** Commercial establishments, known to the public as hotels, motor hotels, motels, or tourist courts, primarily engaged in providing lodging, or lodging and meals.

For large geographic areas, data are presented for the following subdivisions of this classification:

1. Hotels, 25 guestrooms or more.
2. Hotels, less than 25 guestrooms.
3. Motels, tourist courts.
4. Motor hotels.

The classification of individual establishments into hotels, motor hotels, and motels and tourist courts was based primarily on the respondents' self-designation.

**Rooming and boarding houses (SIC 702).** Establishments renting rooms, with or without board, on a fee basis. Homes for the elderly, for children, and for the handicapped that provide additional services, other than nursing care, are classified in Industry 8361, and homes that provide nursing and/or health-related care are classified in Industry Group 805. Rooming and boarding houses operated by membership organizations for their members only are classified in Industry 7041.

**Sporting and recreational camps (SIC 7032).** Sporting and recreational camps providing lodging and meals, or lodging only. Included are children's camps, fishing camps, hunting camps, and dude ranches. Day camps and sports instructional camps, such as baseball, basketball, or football camps, are classified in Industry 7999.

**Recreational vehicle parks and campsites (SIC 7033).** Establishments providing overnight or short-term sites for recreational vehicles, trailers, campers, or tents. Residential trailer and mobile home parks are classified in Real Estate, Major Group 65.

**Organization hotels and lodging houses, on membership basis (SIC 704).** Lodging houses and hotels operated by membership organizations for the benefit of their members and guests, and not open to the general public. Hotels operated by such organizations but open to the public are classified in Industry 7011. Residential homes for the elderly and others in need of residential, social, and personal care are classified in Industry 8361.

### Personal Services (SIC Major Group 72)

This group includes establishments primarily engaged in providing services generally to individuals, such as barber and beauty shops, drycleaning plants, laundries, and photographic studios. For establishments classified in Industry Group 721, collecting and distributing units (branch outlets, pickup stations, terminals, or depots) owned and operated by a firm which does its own laundry work are not classified as separate establishments. Data for these units are merged with data for the plant where the work is done.

**Power laundries, family and commercial (SIC 7211).**

Establishments primarily engaged in operating mechanical laundries with steam or other power. Excluded are establishments which have power laundry equipment but which are primarily engaged in a specialty, such as industrial laundering, linen rental, or diaper service. These establishments are classified in other categories within Industry Group 721. Independently owned agencies for laundry plants are classified in Industry 7212. Laundries using small power equipment of household type are classified in Industry 7219.

**Garment pressing, and agents for laundries and dry-cleaners (SIC 7212).**

Establishments primarily engaged in providing laundry and drycleaning services but which have the laundry and/or drycleaning work done by others. Establishments in this industry may do their own pressing or finishing work. Independently owned collecting and distributing agencies serving drycleaning plants or power laundries are included in this classification.

**Linen supply (SIC 7213).** Establishments primarily engaged in supplying, on a rental basis, such laundered items as uniforms, aprons, table covers, bed linens, and towels. Establishments included in this classification may or may not operate their own laundry facilities.

**Coin-operated laundries and drycleaning (SIC 7215).**

Establishments primarily engaged in the operation of coin-operated or similar self-service laundry and/or drycleaning equipment. Included are establishments known as laundromats, launderettes, self-service drycleaners, etc. Establishments which operate such machinery in apartment houses, dormitories, and similar locations are included. Establishments which rent such machinery (e.g., to apartment houses) are classified in Industry 7359.

For large geographic areas, data are presented for the following subdivisions of this classification:

1. Coin-operated laundries and drycleaning stores.
2. Coin-operated laundry routes.

**Drycleaning plants, except rug cleaning (SIC 7216).**

Establishments primarily engaged in drycleaning or dyeing apparel and household fabrics other than rugs. Establishments primarily engaged in cleaning rugs are classified in Industry 7217. Independently owned agencies for cleaning plants are classified in Industry 7212. Establishments known as "tailor shops" or "cleaners" are included in this classification only if they do their own cleaning. Establishments primarily engaged in dyeing fabrics for the trade are classified in Manufacturing, Major Group 22.

**Carpet and upholstery cleaning (SIC 7217).** Establishments primarily engaged in cleaning carpets and upholstered furniture. Establishments primarily engaged in rug repair are classified in Industry 7699, those primarily

engaged in reupholstering and repairing furniture are classified in Industry 7641, and those primarily engaged in building cleaning are classified in Industry 7349.

**Industrial launderers (SIC 7218).** Establishments primarily engaged in supplying laundered or drycleaned work uniforms, wiping towels, protective apparel (gloves, flame resistant clothing, etc.), dust control items (treated mats or rugs, mops, cloths, etc.), and similar items to industrial, commercial, and government users. These items may belong to the industrial launderers and be supplied to users on a rental basis, or they may belong to the customers. Establishments included in this industry may or may not operate their own laundry or drycleaning facilities.

**Laundry and garment services, n.e.c. (SIC 7219).** Establishments primarily engaged in furnishing other laundry services, including repair, alteration, and storage of clothes for individuals; diaper service; and hand laundries. Custom tailors, dressmakers, and fur shops making fur apparel to custom order are classified in Retail Trade.

**Photographic studios, portrait (SIC 722).** Establishments primarily engaged in still or video portrait photography for the general public. Included in this classification are school, home, and transient portrait photographers. Establishments primarily engaged in commercial photography are classified in Industry 7335; those primarily engaged in video tape production other than portrait are classified in Industry 7812; and those primarily engaged in film developing and/or print processing for the trade or for the general public are classified in Industry 7384.

**Beauty shops (SIC 723).** Establishments primarily engaged in providing beauty services or both beauty and barber services. Beauty and cosmetology schools are also included. Beauty shop concessions (owned and operated by concessionaires) in hotels, department stores, etc., are classified in this industry and treated as separate establishments. However, beauty shops owned by and operated as part of other businesses (e.g., hotels, department stores) are considered part of the main establishment.

**Barber shops (SIC 724).** Establishments primarily engaged in providing barber and men's hair styling services. Barber colleges are also included. Barber shop concessions (owned and operated by concessionaires) in hotels, department stores, etc., are classified in this industry and treated as separate establishments. However, barber shops owned by and operated as part of other businesses (e.g., hotels, department stores) are considered part of the main establishment.

**Shoe repair shops and shoeshine parlors (SIC 725).** Establishments primarily engaged in repairing footwear or shining shoes. Also included are establishments engaged in cleaning and blocking hats. Shoe repair and shoeshine departments (owned and operated by concessionaires) in



hotels, department stores, etc., are classified in this industry and treated as separate establishments. However, shoe repair shops and shoeshine parlors owned and operated as part of other businesses (e.g., hotels, department stores) are considered part of the main establishment.

**Funeral service and crematories (SIC 726).** Establishments primarily engaged in preparing the dead for burial, conducting funerals, and cremating the dead. Receipts include sales of funeral merchandise, such as caskets and burial clothing, and other services provided directly by the establishments. Also included in the receipts are reimbursements for cash advances made to other establishments for funeral-related merchandise sales and services, such as flowers. Cemeteries, and crematories operated in conjunction with cemeteries, are classified in Real Estate, Industry 6553; crematories and burial services for pets are classified in Agriculture, Industry 0752.

**Tax return preparation services (SIC 7291).** Establishments primarily engaged in providing tax return preparation services without also providing accounting, auditing, or bookkeeping services. Establishments providing tax return preparation services which also provide accounting, auditing, or bookkeeping services are classified in Industry 8721. Tax return preparation services (owned and operated by concessionaires) in department stores, etc., are classified in this industry and treated as separate establishments. However, tax return preparation services owned and operated as part of other businesses are considered part of the main establishment.

**Miscellaneous personal services, n.e.c. (SIC 7299).** Establishments primarily engaged in providing personal services, not elsewhere classified, such as saunas; steam and Turkish baths; costume and formal wear rental; operation of coin-operated personal service machines, such as weighing machines, public lockers (except cold storage), pay toilets, etc.; checkroom concessions; dating service; diet or weight reducing workshops; and tanning salons. Establishments operating coin-operated amusement machines, such as pinball machines and juke boxes, are classified in Industry 7993. The operation of physical fitness facilities, including health fitness spas and reducing salons, is classified in Major Group 70 if lodging is also provided and in Industry 7991 if lodging is not provided.

For large geographic areas, data are presented for the following subdivisions of this classification:

1. Massage parlors, tanning salons, and saunas.
2. Diet and weight reducing services.
3. Formal wear rental.
4. Other personal services, n.e.c.

### **Business Services (SIC Major Group 73)**

This group includes establishments primarily engaged in providing services, not elsewhere classified, to business establishments on a contract or fee basis.

**Advertising agencies (SIC 7311).** Establishments primarily engaged in preparing advertising (writing copy, artwork, graphics, and other creative work) and placing such advertising in periodicals, newspapers, radio, television, or other advertising media for clients on a contract or fee basis. Establishments which place advertising with media but perform no creative services (media buying services) are classified in Industry 7319. Establishments which write advertising copy but do not place the advertising with media are classified in Industry 8999. Establishments which provide commercial art, graphics, or other creative advertising services but do not place the advertising with media are classified in Industry Group 733. Establishments which solicit advertising for nonaffiliated radio, television, newspapers, or magazines are classified in Industry 7313.

**Outdoor advertising services (SIC 7312).** Establishments primarily engaged in the preparation of poster displays and painted and electric displays on billboards, panels, bulletins, and frames, principally outdoors. Such establishments may (as incidental services) construct, repair, and maintain display boards and may post advertisements. Sign painting shops are classified in Industry 7389. Shops which make neon signs to order are classified in Manufacturing. Establishments primarily engaged in erecting signs are classified in Construction.

**Radio, television, and publishers' advertising representatives (SIC 7313).** Establishments primarily engaged in soliciting advertising on a contract or fee basis for (nonaffiliated) newspapers, magazines, and other publications, or for radio and television stations. Advertising sales offices operated by the media are classified as auxiliaries.

For large geographic areas, data are presented for the following subdivisions of this classification:

1. Radio and television advertising representatives.
2. Publishers' advertising representatives.

**Advertising, n.e.c. (SIC 7319).** Establishments primarily engaged in furnishing advertising services, not elsewhere classified, such as handbill distribution, distribution of samples, and transit advertising. Establishments which provide commercial art, graphics, or other creative advertising services but do not place the advertising with the media, are classified in Industry Group 733. Establishments primarily engaged in direct mail advertising, compiling and selling mailing lists, and related services are classified in Industry 7331.

**Adjustment and collection services (SIC 7322).** Establishments primarily engaged in the collection or adjustment of claims other than insurance. Establishments providing insurance adjustment services are classified in Insurance, Major Group 64. Establishments providing debt counseling or adjustment services for individuals are classified in Industry 7299. Centralized charge services are classified in Finance, Major Group 61.

**Credit reporting services (SIC 7323).** Establishments primarily engaged in providing mercantile and consumer credit reporting services. Establishments primarily engaged in conducting personal investigations (background) and preparing reports for insurance companies and other business firms are classified in Industry 7389.

**Direct mail advertising services (SIC 7331).** Establishments primarily engaged in furnishing direct mail advertising services, such as creating, producing, and mailing direct mail advertising. This industry also includes establishments primarily engaged in compiling and selling mailing lists. Establishments primarily engaged in reproducing direct mail copy to order but also providing other direct mail advertising services are classified in Manufacturing if they print the copy, and in Industry 7334 if they duplicate the copy by photocopying or similar reproduction methods.

For large geographic areas, data are presented for the following subdivisions of this classification:

1. Mailing list compilers, brokers, and managers.
2. Direct mail advertising services, except mailing list services.

**Photocopying and duplicating services (SIC 7334).** Establishments primarily engaged in reproducing text, drawings, plans, maps, or other copy by blueprinting, photocopying, mimeographing, or other methods of duplication other than printing or microfilming. Printing, including "quick printing," is classified in Manufacturing, and microfilming is classified in Industry 7389.

For large geographic areas, data are presented for the following subdivisions of this classification:

1. Blueprinting and photocopying services.
2. Duplicating services, except printing and photocopying.

**Commercial photography (SIC 7335).** Establishments engaged in providing commercial photography services for advertising agencies, publishers, and other business and industrial users. Establishments engaged in still and video portrait photography are classified in Industry 7221, and those primarily engaged in mapmaking are classified in Industry 7389. Establishments primarily engaged in medical photography are classified in Industry 8099. Establishments primarily engaged in producing commercial video tape or films are classified in Industry 7812.

**Commercial art and graphic design (SIC 7336).** Establishments primarily engaged in providing commercial art or graphic design services for advertising agencies, publishers, and other business and industrial users. Producers of still and slide films are classified here. Establishments primarily engaged in art, except commercial and medical art, are classified in Industry 8999; those engaged in medical art are classified in Industry 8099; and those providing drafting services are classified in Industry 7389.

For large geographic areas, data are presented for the following subdivisions of this classification:

1. Commercial art.
2. Graphic arts and related design.

**Secretarial and court reporting services (SIC 7338).** Establishments primarily engaged in furnishing secretarial, typing, word processing, resume writing, and court reporting services.

**Disinfecting and pest control services (SIC 7342).** Establishments primarily engaged in providing disinfection and termite, insect, rodent, and other pest control generally in dwellings or other buildings. Establishments primarily engaged in pest control for lawns or agricultural production are classified in Agriculture.

**Building cleaning and maintenance services, n.e.c. (SIC 7349).** Establishments primarily engaged in furnishing building cleaning and maintenance services, not elsewhere classified, such as window cleaning, janitorial services, floor waxing, and office cleaning. General contractors and special trade contractors primarily engaged in building repair work, cleaning building exteriors by sand or steam blasting, or cleaning up after construction are classified in Construction.

**Medical equipment rental and leasing (SIC 7352).** Establishments primarily engaged in renting or leasing (except finance leasing) medical equipment. These establishments may also sell medical supplies, but establishments primarily engaged in selling medical supplies are classified in Wholesale or Retail Trade. Establishments primarily engaged in finance leasing are classified in Finance, Industry 6159.

**Heavy construction equipment rental and leasing (SIC 7353).** Establishments primarily engaged in renting or leasing (except finance leasing) heavy construction equipment, with or without operators. Establishments primarily engaged in finance leasing are classified in Finance, Industry 6159.

For large geographic areas, data are presented for the following subdivisions of this classification:

1. Rental and leasing of heavy construction equipment without operators.
2. Rental and leasing of heavy construction equipment with operators.

**Equipment rental and leasing, n.e.c. (SIC 7359).** Establishments primarily engaged in renting or leasing (except finance leasing) equipment, not elsewhere classified, such as tools, furniture, industrial equipment (except heavy construction), televisions, appliances, party supplies, etc. Establishments primarily engaged in finance leasing are classified in Finance, Industry 6159.

Establishments renting or leasing automobiles and trucks without drivers are classified in Industry Group 751; those renting with drivers, in Transportation. Establishments renting (or leasing) medical equipment are classified in Industry 7352; video tapes and cassettes, in Industry 7841; amusement and recreation items, such as bicycles, beach chairs, etc., in Industry 7999; personal items, such as formal wear, lockers (other than refrigerated), and pillows, in Industry 7299; commercial boats, in Water Transportation, Major Group 44. Direct leasing of machinery or equipment by the manufacturer is classified in Manufacturing or Wholesale Trade. Establishments primarily leasing computer time, including time-sharing services, are classified in Industry 7374; and those renting or leasing computers or data processing equipment, in Industry 7377.

For large geographic areas, data are presented for the following subdivisions of this classification:

1. Equipment rental, except rent-to-own.
2. Equipment leasing, except finance leasing.
3. Rent-to-own.

**Employment agencies (SIC 7361).** Establishments primarily engaged in providing placement and employment services for employers or those seeking employment. Modeling agencies and nurses' registries are included. Theatrical employment agencies are classified in Industry 7922; motion picture casting bureaus, in Industry 7819; and establishments engaged in furnishing help to other businesses, in Industry 7363.

**Help supply services (SIC 7363).** Establishments primarily engaged in supplying temporary or continuing help (except agricultural) to other businesses on a contract or fee basis. The help supplied is on the payroll of the supplying establishment but is under the direct or general supervision of the business to whom the help is furnished. Establishments primarily engaged in providing placement and employment services are classified in Industry 7361. Establishments which provide both management and staff to operate a business are classified according to the type of activity of the business. Establishments primarily engaged in furnishing personnel to perform a range of services in support of the operation of other establishments are classified in Industry 8744. Farm labor supply is classified in Agriculture, Industry 0761.

For large geographic areas, data are presented for the following subdivisions of this classification:

1. Temporary help supply.
2. Employee leasing.
3. Other help supply services.

**Computer programming services (SIC 7371).** Establishments primarily engaged in providing custom computer programming services on a contract or fee basis. These

establishments often perform a variety of additional services, such as computer software design and analysis, modification of existing software, and training in the use of custom software. Establishments primarily engaged in the development and marketing of prepackaged software are classified in Industry 7372. Computer processing services are classified in Industry 7374.

**Prepackaged software (SIC 7372).** Establishments primarily engaged in designing and developing prepackaged software, including operating, utility, and applications programs. These establishments may also prepare software documentation for the user, install software for the user, and train the user in the use of the software. Establishments primarily engaged in buying and selling prepackaged software are classified in Wholesale or Retail Trade. Custom computer software services, including computer code authors, are classified in Industry 7371.

**Computer integrated systems (SIC 7373).** Establishments primarily engaged in developing or modifying computer software and packaging or bundling the software with hardware (computers and peripheral equipment) to create an integrated system for specific application. These establishments are involved in all phases of systems development, from design through installation. Establishments primarily engaged in buying and selling computer software and/or hardware are classified in Wholesale or Retail Trade, and establishments primarily engaged in manufacturing computers and/or peripheral equipment are classified in Manufacturing.

**Computer processing and data preparation and processing services (SIC 7374).** Establishments primarily engaged in providing computer processing and data preparation services. Service may consist of complete processing and preparation of reports from data supplied by the customer, or it may be specialized, such as data entry or making data processing equipment available on an hourly or time-sharing basis.

**Information retrieval services (SIC 7375).** Establishments primarily engaged in providing on-line information retrieval services on a contract or fee basis. The information generally involves a range of subjects and is taken from other primary sources. Establishments which collect and originate the data are classified in the industry associated with that activity.

**Computer facilities management services (SIC 7376).** Establishments primarily engaged in providing on-site management and operation of computer and data processing facilities on a contract or fee basis. Establishments primarily engaged in providing computer and data processing at their own facilities are classified in Industry 7374.

**Computer rental and leasing (SIC 7377).** Establishments primarily engaged in renting or leasing (except finance) computers and related data processing equipment on the

customers' site, whether or not also providing maintenance or support services. Establishments primarily engaged in both manufacturing and leasing computers and related data processing equipment are classified in Division D, Manufacturing, and separate establishments owned by the manufacturer and primarily engaged in leasing are classified in Wholesale Trade. Establishments primarily engaged in finance leasing of computers and related data processing equipment are classified in Finance, Industry 6159, and those primarily engaged in leasing computer time are classified in Industry 7374.

**Computer maintenance and repair (SIC 7378).** Establishments primarily engaged in the maintenance and repair of computers and computer peripheral equipment.

**Computer related services, n.e.c. (SIC 7379).** Establishments primarily engaged in providing computer related services, not elsewhere classified, such as computer consulting, disk and diskette conversion, and tape recertification.

For large geographic areas, data are presented for the following subdivisions of this classification:

1. Computer consultants.
2. Miscellaneous computer services, n.e.c.

**Detective, guard, and armored car services (SIC 7381).** Establishments primarily engaged in providing detective, guard, and armored car services. Fingerprint service, polygraph service, and rental of dogs for protective service are included in this classification.

For large geographic areas, data are presented for the following subdivisions of this classification:

1. Detective agencies and guard services.
2. Armored car services.

**Security systems services (SIC 7382).** Establishments primarily engaged in monitoring and maintaining security systems devices, such as burglar and fire alarms. These establishments may also sell, lease, and/or install the security systems which they monitor and maintain. Establishments primarily engaged in the sales and installation, or installation only, of such devices are classified in Construction, Industry 1731.

**News syndicates (SIC 7383).** Establishments primarily engaged in providing news, pictures, features, and news reporting services to newspapers and periodicals. Separate establishments of newspaper and periodical publishers which are engaged in gathering news are classified as auxiliaries.

**Photofinishing laboratories (SIC 7384).** Establishments primarily engaged in developing film and photographic prints and enlargements. Data for retail outlets (kiosks),

which are owned and operated by photofinishing laboratories for the pickup and delivery of film, are merged with data for the laboratory which owns them and are not treated as separate establishments. Establishments primarily engaged in processing motion picture and video film for the motion picture and television industries are classified in Industry 7819.

For large geographic areas, data are presented for the following subdivisions of this classification:

1. Photofinishing laboratories, except "one-hour" (mini) labs.
2. "One-hour" (mini) photofinishing.

**Business services, n.e.c. (SIC 7389).** Establishments primarily engaged in furnishing business services, not elsewhere classified, such as auctioneers' establishments (service only), business brokers, drafting service, independent lecture bureaus, inspection service, printing brokers, notaries public, and shop window decoration or trimming, on a commission or fee basis.

For large geographic areas, data are presented for the following subdivisions of this classification:

1. Sign painting shops. Establishments primarily engaged in making signs to individual order or in doing office door and window lettering. Establishments primarily engaged in making signs other than on a custom basis and neon sign manufacturers are classified in Manufacturing.
2. Interior designing. Establishments primarily engaged in advising clients on the selection of furniture, draperies, rugs, and other interior decorations on a commission or fee basis. Establishments providing interior designing service but primarily engaged in the sale of merchandise, are not included. Painting and papering contractors who frequently call themselves "interior decorators" are classified in Construction.
3. Telephone answering services. Establishments primarily engaged in transmitting telephone messages to their clients. Paging services are classified in Communications.
4. Water softening and conditioning services. Establishments primarily engaged in softening water by chemical treatment or other methods.
5. Packaging and labeling services. Establishments primarily engaged in packaging and labeling products, on a contract or fee basis, in packages or other containers normally intended for retail distribution. Companies primarily engaged in packing, crating, and otherwise preparing goods for shipping are classified in Transportation.
6. Trading stamp services. Establishments primarily engaged in selling trading stamps or merchandise coupons to merchants. The redemption stores of trading stamp companies are classified as auxiliary to this industry.

7. Convention and trade show services. Establishments primarily engaged in providing a variety of services to conventions and trade shows on a contract or fee basis, including decoration services, registration services, promotion, and other administrative functions.
8. Private mail centers. Establishments primarily engaged in providing mailbox rental and other postal and mailing (except advertising) services. In addition, establishments may provide typing, photocopying, and FAX services, and may sell office supplies.
9. Miscellaneous business services, n.e.c. Establishments primarily engaged in furnishing business services, not elsewhere classified.

### **Automotive Repair, Services, and Parking (SIC Major Group 75)**

This group includes establishments primarily engaged in furnishing automotive repair, rental, leasing, parking, and other services. Similar facilities owned and operated by concerns for their own use and not available to the general public are treated as auxiliary establishments of those concerns and are not included here. Automotive repair shops operated by establishments engaged in the sale of new automobiles are classified in Retail Trade, as are those operated by gasoline service stations (where sales of merchandise (including fuel) exceed repair receipts). Automobile driving instruction is classified in Industry 8299.

#### **Truck rental and leasing, without drivers (SIC 7513).**

Establishments primarily engaged in short-term rental or extended-term leasing (with or without maintenance) of trucks, truck tractors, or semitrailers without drivers. Establishments primarily engaged in renting or leasing, except finance leasing, of industrial trucks are classified in Industry 7359; those renting or leasing trucks with drivers are classified in Transportation, Industry Group 421; and those renting or leasing heavy construction and earth moving equipment are classified in Industry 7353. Establishments primarily engaged in finance leasing are classified in Finance, Major Group 61.

For large geographic areas, data are presented for the following subdivisions of this classification:

1. Truck rental, without drivers.
2. Truck leasing, except finance leasing.

**Passenger car rental (SIC 7514).** Establishments primarily engaged in short-term rental of passenger cars without drivers. Data for separate automotive rental offices or concessions (e.g., airport locations) in the same metropolitan area, for which a common fleet of cars is maintained, are merged and not considered as separate establishments. Establishments primarily engaged in renting automobiles with drivers are classified in Transportation, Industry 4119.

**Passenger car leasing (SIC 7515).** Establishments primarily engaged in extended-term leasing of passenger cars without drivers. These establishments may or may not provide maintenance of vehicles as part of the lease contract. Establishments primarily engaged in renting automobiles with drivers are classified in Transportation, Industry 4119. Establishments primarily engaged in finance leasing are classified in Finance, Major Group 61.

#### **Utility trailer and recreational vehicle rental (SIC 7519).**

Establishments primarily engaged in daily or extended-term rental of utility trailers and recreational vehicles. Establishments primarily engaged in renting motorcycles, bicycles, golf carts, gocarts, or recreational boats are classified in Industry 7999, and those engaged in renting airplanes are classified in Industry 7359. Establishments primarily engaged in the rental of mobile homes on site are classified in Real Estate, Industry 6515.

#### **Automobile parking (SIC 7521).**

Establishments primarily engaged in the temporary parking of automobiles usually on an hourly, daily, or monthly contract or fee basis. Excluded are municipal parking lots and lots operated by establishments or institutions primarily engaged in other activities (e.g., department stores, hospitals, restaurants). Valet parking is classified in Industry 7299. Establishments primarily engaged in extended or dead storage of automobiles are classified in Transportation, Industry 4226.

For large geographic areas, data are presented for the following subdivisions of this classification:

1. Parking lots.
2. Parking structures.

#### **Top, body, and upholstery repair shops and paint shops (SIC 7532).**

Establishments primarily engaged in the repair of automotive tops, bodies, and interiors, or automotive painting and refinishing. Also included in the industry are establishments primarily engaged in customizing automobiles, trucks, and vans, except on a factory basis. Those engaged in customizing automobiles, trucks, and vans on a factory basis are classified in Manufacturing, Industry Group 371.

For large geographic areas, data are presented for the following subdivisions of this classification:

1. Top and body repair shops.
2. Paint shops.

#### **Automotive exhaust system repair shops (SIC 7533).**

Establishments primarily engaged in the installation, repair, or sale and installation of automotive exhaust systems. The sale of mufflers, tailpipes, and catalytic converters is considered to be incidental to the installation of these products.

#### **Tire retreading and repair shops (SIC 7534).**

Establishments primarily engaged in repairing and retreading automotive tires. Establishments classified here may either retread customers' tires or retread tires for sale or exchange to the user or the trade.

**Automotive glass replacement shops (SIC 7536).** Establishments primarily engaged in the installation, repair, or sale and installation of automotive glass. The sale of the glass is considered incidental to the replacement.

**Automotive transmission repair shops (SIC 7537).** Establishments primarily engaged in the installation, repair, or sale and installation of automotive transmissions. The sale of transmissions and related parts is considered incidental to transmission installation or repair.

**General automotive repair shops (SIC 7538).** Establishments primarily engaged in general automotive repair, such as engine repair shops (except industrial truck engines), general repair and service garages, and diesel engine repair shops. Establishments primarily engaged in specialized repair of individual engine components, not elsewhere classified, are classified in Industry 7539. Establishments primarily engaged in repair of motorcycles are classified in Industry 7699.

For large geographic areas, data are presented for the following subdivisions of this classification:

1. General automotive repair shops, except diesel.
2. Diesel repair shops.

**Automotive repair shops, n.e.c. (SIC 7539).** Establishments primarily engaged in specialized automotive repair, not elsewhere classified, such as fuel service (carburetor repair), brake relining, front-end and wheel alignment, and radiator repair. Establishments primarily engaged in automotive welding are classified in Industry 7692.

For large geographic areas, data are presented for the following subdivisions of this classification:

1. Radiator repair.
2. Brake, front end, and wheel alignment.
3. Carburetor repair shops.
4. Automotive electrical repair shops.
5. Other automotive repair shops, n.e.c. Establishments primarily engaged in specialized automotive repairs, not elsewhere classified, such as frame repair, piston ring service and repair, speedometer repair, and heater and air-conditioning repair.

**Carwashes (SIC 7542).** Establishments primarily engaged in washing, waxing, and polishing motor vehicles or furnishing facilities for the self-service washing of motor vehicles.

**Automotive services, except repair and carwashes (SIC 7549).** Establishments primarily engaged in furnishing automotive services, except repair and carwashes, such as lubricating service, towing service, diagnostic service, undercoating service, and inspection service.

For large geographic areas, data are presented for the following subdivisions of this classification:

1. Lubrication shops.
2. Towing services.
3. Other automotive services, n.e.c.

### **Miscellaneous Repair Services (SIC Major Group 76)**

This group includes establishments primarily engaged in miscellaneous repair services, not elsewhere classified. Repair departments of retail dealers or manufacturers are not included unless operated as separate establishments and reported as such. This group does not include some repair services of which the more important are: repair to structures (classified in Construction); garment and shoe repair (classified in Major Group 72); automotive repair services (classified in Major Group 75); electronic computer and computer peripheral equipment repair services (classified in Industry 7378); ship and boat repair (classified in Manufacturing); and railroad repair (classified in Manufacturing).

**Radio and television repair shops (SIC 7622).** Establishments primarily engaged in repairing radios, televisions, phonographs, stereo equipment, and tape recorders. Also included are establishments engaged in installing and repairing television, amateur, and citizens' band antennas, and those engaged in installing and servicing similar equipment in homes, offices, boats, automobiles, or other vehicles. Establishments primarily engaged in installation, repair, or maintenance of radio and television broadcast transmitting antennas and towers are classified in Construction. Repair departments of radio and television dealers are not included here unless operated and reported as separate establishments.

**Refrigeration and air-conditioning service and repair shops (SIC 7623).** Establishments primarily engaged in servicing and repairing household and commercial electrical refrigerators and air-conditioning and refrigeration equipment. Establishments primarily engaged in servicing and repairing gas refrigeration equipment are classified in Industry 7699, and those repairing automotive air-conditioning equipment are classified in Industry 7539. Establishments primarily engaged in installing refrigeration and air-conditioning systems are classified in Construction.

**Electrical and electronic repair shops, n.e.c. (SIC 7629).** Establishments primarily engaged in servicing and repairing electrical and electronic equipment, not elsewhere classified, such as electrical household appliances (washing machines, vacuum cleaners, irons, toasters, etc.) and electrical and electronic industrial equipment. Electrical contractors and electrical shops engaged primarily in house wiring are included in Construction, Industry 1731. The repair of electric motors is classified in Industry 7694. Repair of electronic computers and computer peripheral equipment is classified in Industry 7378.

**Watch, clock, and jewelry repair (SIC 763).** Establishments primarily engaged in the repair of watches, clocks, or jewelry. Establishments primarily engaged in assembling watches from purchased parts are classified in Manufacturing, Industry 3873.

**Reupholstery and furniture repair (SIC 764).** Establishments primarily engaged in furniture reupholstery and repair. Establishments primarily engaged in selling upholstery materials, making slipcovers and draperies to order, or in upholstering new frames to individual order are classified in Retail Trade, as are establishments making furniture and cabinets on a custom basis.

**Welding repair (SIC 7692).** Establishments primarily engaged in repair work by welding, including automotive welding. Welding in connection with the manufacture of a product is classified in Manufacturing. Welding contractors doing welding work at construction sites are classified in Construction, Industry 1799.

**Armature rewinding shops (SIC 7694).** Establishments primarily engaged in rewinding armatures and rebuilding or repairing electric motors. Establishments classified here may either repair customers' equipment or repair their own equipment for sale or exchange to users or to the trade. Establishments primarily engaged in the repair of electrical appliances are classified in Industry 7629.

**Repair shops and related services, n.e.c. (SIC 7699).** Establishments primarily engaged in specialized repair services, not elsewhere classified, such as farm machinery and equipment repair; lawnmower, saw, knife, and tool sharpening and repair; bicycle repair; lock and gun repair; musical instrument repair; and the repair of typewriters. Repair services which involve primarily electrical or electronic equipment or components are classified in Industry 7629; however, primarily mechanical repair of electrically powered equipment, such as electric sewing machine repair, is included here.

For large geographic areas, data are presented for the following subdivisions of this classification:

1. Farm machinery and equipment repair.
2. Lawnmower and other small gasoline engine repair. Establishments primarily engaged in saw, knife, and tool sharpening are also included here.
3. Sewer and septic tank cleaning services. Establishments primarily engaged in cleaning or repairing sewers and septic tanks. Establishments which install septic tanks are classified in Construction.
4. Other repair and related services, n.e.c. Establishments primarily engaged in specialized repair services, not elsewhere classified, such as aircraft flight instrument repair (except electrical), blacksmith shops, bicycle repair, boiler repair, photographic equipment repair,

dental instrument repair, furnace and chimney cleaning, gunsmith shops, key duplicating shops, motorcycle repair, musical instrument tuning and repair, taxidermists, typewriter repair, umbrella repair, and venetian blind repair.

### **Motion Pictures (SIC Major Group 78)**

This group includes establishments producing and distributing motion pictures, exhibiting motion pictures in commercially operated theaters, and furnishing services to the motion picture industry. The term "motion pictures" includes similar productions for television or other media using film, tape, or other means.

**Motion picture and video tape production (SIC 7812).** Establishments primarily engaged in the production of theatrical and nontheatrical motion pictures and video tapes for exhibition or sale. Establishments engaged in both production and distribution of motion pictures are included here, as well as those engaged in the production of educational, industrial, and religious films. Establishments primarily engaged in motion picture and video tape reproduction are classified in Industry 7819.

For large geographic areas, data are presented for the following subdivisions of this classification:

1. Motion picture production, except for television.
2. Motion picture and tape production for television.

**Services allied to motion picture production (SIC 7819).** Establishments primarily engaged in performing auxiliary services to motion picture production, such as motion picture film processing, editing, and titling. Also included are casting bureaus, wardrobe and studio property rental, rental and repair of cameras and other motion picture equipment, stock footage film libraries, and television tape services (editing, transfers, etc.).

**Motion picture and video tape distribution (SIC 7822).** Establishments primarily engaged in the distribution (rental or sale) of theatrical and nontheatrical motion picture films or in the distribution of video tapes and disks, except to the general public. Establishments engaged in both distribution and production are classified in Industry 7812. Establishments primarily engaged in renting video tapes and disks to the general public are classified in Industry 7841, and those engaged in the sale of video tape and disks to individuals for personal or household use are classified in Retail Trade, Industry 5735.

For large geographic areas, data are presented for the following subdivisions of this classification:

1. Motion picture film exchanges.
2. Film and tape distribution for television.
3. Video tape wholesalers.

**Services allied to motion picture distribution (SIC 7829).** Establishments primarily engaged in performing auxiliary services to motion picture distribution, such as film delivery service, film purchasing and booking agencies, and film libraries.

**Motion picture theaters, except drive-in (SIC 7832).** Commercially operated theaters primarily engaged in the indoor exhibition of motion pictures.

**Drive-in motion picture theaters (SIC 7833).** Commercially operated theaters, commonly known as drive-in theaters, primarily engaged in the outdoor exhibition of motion pictures.

**Video tape rental (SIC 7841).** Establishments primarily engaged in renting recorded video tapes and disks to the general public for personal or household use. Establishments primarily engaged in renting video recorders and players are classified in Industry 7359. Establishments primarily engaged in selling recorded video tapes and disks to the general public are classified in Retail Trade, Industry 5735, and those engaged in the wholesale distribution of recorded video tapes and disks are classified in Industry 7822.

### **Amusement and Recreation Services, Except Motion Pictures (SIC Major Group 79)**

This group includes establishments primarily engaged in providing amusement, recreation, or entertainment services, not elsewhere classified. Gambling businesses, where legal, are also included in this Major Group; however, combined gambling and lodging facilities with 25 guestrooms or more are classified in Industry 7011. Establishments primarily engaged in operating museums, art galleries, arboreta, and botanical and zoological gardens are classified in Major Group 84.

**Dance studios, schools, and halls (SIC 791).** Establishments primarily engaged in operating public dance halls or ballrooms, dance studios, and dance schools. Establishments primarily engaged in renting facilities used as dance halls or ballrooms are classified in Real Estate, Industry 6512.

**Theatrical producers (except motion picture) and miscellaneous theatrical services (SIC 7922).** Establishments primarily engaged in providing live theatrical presentations, such as road companies and summer theaters. This industry also includes services allied with theatrical presentations, such as casting agencies; booking agencies for plays, artists, and concerts; scenery, lighting, and other equipment services; and theatrical ticket agencies. Also included in this industry are producers of live and taped radio programs and commercials and producers of live television programs.

For large geographic areas, data are presented for the following subdivisions of this classification:

1. Producers of live theatrical productions. Stock or repertory companies, whether or not operating their own theaters, are included here. Establishments primarily engaged in producing shows for dinner theaters but not operating the food service are also included here. Dinner theaters operating food service are classified in Retail Trade, Industry 5812.
2. Producers of radio and television shows, except tape producers. Establishments primarily engaged in producing shows for live presentation on radio and television. Producers of motion picture and television tape are classified in Industry 7812 and producers of radio tape in the subgroup Other theatrical services.
3. Artists' and entertainers' managers or agents, concert bureaus, and booking agents.
4. Other theatrical services. Establishments engaged in theatrical services, not elsewhere classified, such as ticket agencies; theatrical, television, and radio employment agencies; theatrical equipment rental and design; and lighting. Radio show tape producers are included here.

**Bands, orchestras, actors, and other entertainers and entertainment groups (SIC 7929).** Establishments primarily engaged in providing entertainment other than live theatrical presentations. These establishments include bands, orchestras, and entertainers.

For large geographic areas, data are presented for the following subdivisions of this classification:

1. Dance groups and artists.
2. Symphony orchestras, opera companies, and chamber music organizations.
3. Other music groups and artists. Dance and stage bands, orchestras (except symphony or chamber), combos, quintets, soloists, and similar musical organizations, groups, and artists.
4. Other entertainers and entertainment groups. Entertainers other than dance bands, symphony orchestras, dance groups, or similar musical and dance organizations.

**Bowling centers (SIC 7933).** Establishments primarily engaged in providing facilities for bowling.

**Professional sports clubs and promoters (SIC 7941).** Operators and promoters of professional and semiprofessional athletic clubs, promoters of athletic events, and managers of individual professional athletes. Receipts from radio or television broadcasts, from sales of players, from concession operators, and from noncustomer sources are not included in the total receipts for the activities



classified here. Establishments primarily engaged in renting stadiums and athletic fields to sports promoters and clubs are classified in Real Estate, Industry Group 651.

For large geographic areas, data are presented for the following subdivisions of this classification:

1. Baseball clubs.
2. Football clubs.
3. Other professional sports clubs.
4. Managers and promoters.

**Racing, including track operation (SIC 7948).** Promoters and participants in racing activities, including racetrack operators, operators of racing stables, jockeys, racehorse trainers, and race car owners and operators. Establishments which own racetracks but do not engage in promotion of racing events, are classified in Real Estate, Industry Group 651. Stables and kennels primarily engaged in breeding or boarding horses and dogs are classified in Agriculture, Industry 0752.

For large geographic areas, data are presented for the following subdivisions of this classification:

1. Auto racetrack operation.
2. Horse racetrack operation.
3. Dog racetrack operation.
4. Racing stables and racing, n.e.c.

**Physical fitness facilities (SIC 7991).** Establishments primarily engaged in operating reducing and other health clubs, spas, and similar facilities featuring exercise and other active physical fitness conditioning, whether or not on a membership basis. Establishments providing aerobic dance and exercise classes are also included here. Sports and recreation clubs are classified in Industry 7997 if operated on a membership basis, and in Industry 7992 or 7999 if open to the general public. Health resorts and spas providing lodging are classified in Major Group 70. Establishments that promote physical fitness through diet control are classified in Industry 7299.

For large geographic areas, data are presented for the following subdivisions of this classification:

1. Physical fitness centers, except gymnasiums and athletic clubs.
2. Gymnasiums and athletic clubs.

**Public golf courses (SIC 7992).** Privately operated establishments primarily engaged in the operation of golf courses open to the general public on a fee basis. Municipally owned and operated golf courses are not included. Membership golf and country clubs are classified in Industry 7997. Miniature golf courses and golf driving ranges are classified in Industry 7999.

**Coin-operated amusement devices (SIC 7993).** Establishments primarily engaged in operating coin-operated amusement devices either in their own or in other places of business. Such amusement devices include juke boxes, pinball machines, mechanical games, video games, slot machines (where legal), and similar types of amusement equipment. The amusement devices may also be operated by bills. Amusement arcades and parlors are also included. Establishments primarily engaged in rental of such devices are classified in Industry 7359.

**Amusement parks (SIC 7996).** Establishments known as amusement parks, theme parks, kiddie parks, etc., which group together a number of attractions, such as mechanical rides, amusement devices, refreshment stands, and picnic grounds. Individual ride operators or concessionaires operating within the park are classified in Industry 7999, as are carnivals operating without a fixed exhibition site. Owners of the park grounds (who do not operate the amusement parks) are classified in Real Estate, Industry Group 651.

**Membership sports and recreation clubs (SIC 7997).** Sports and recreation clubs which maintain facilities for use only by members and their guests, such as country, golf, tennis, yacht, and swimming clubs. Such establishments are classified here regardless of the proportion of receipts derived from food or liquor sales. Membership organizations engaged in civic, social, or fraternal activities are classified in Industry 864. Physical fitness facilities are classified in Industry 7991.

**Amusement and recreation services, n.e.c. (SIC 7999).** Establishments primarily engaged in the operation of sports, amusement, and recreation services, not elsewhere classified, such as bathing beaches, swimming pools, and riding academies and schools. Membership sports and recreation clubs not open to the general public are classified in Industry 7997.

For large geographic areas, data are presented for the following subdivisions of this classification:

1. Concession operators of amusement devices and rides. Concession operators of mechanical rides or of amusement devices in amusement parks, carnivals, circuses, or fairs; or operators of independently operated rides or devices of this type.
2. Carnivals and circuses. Establishments operating a group of amusement, service, and/or retail units, generally known as carnivals, which do not have any fixed exhibition site; or companies engaged in the operation of circuses having acrobatic and animal shows and individual circus acts. Side shows are included here. Individual performers in circuses are classified in Other entertainers and entertainment groups, a subgroup of Industry 7929.
3. Fairs. Establishments primarily engaged in arranging and operating the exhibitions and related activities

usually associated with county, State, or similar fairs. Carnivals and side shows which are part of the fairs but which are independently owned and operated are included in the subgroup Carnivals and circuses. Other independently owned and operated amusement device and ride concessions are included in the subgroup Concession operators of amusement devices and rides.

4. Roller skating rinks.
5. Ice skating rinks.
6. Other amusement and recreation services, n.e.c. Establishments primarily engaged in the commercial operation of sports, amusement, and recreation services, not elsewhere classified. Included are establishments engaged in instruction of sports or recreational activities, such as baseball, bridge, golf, judo, karate, skiing, swimming, and tennis. Also included are establishments renting articles for amusement and recreation, such as beach chairs and accessories, bicycles, golf carts, small boats and canoes, and saddle horses.

Other establishments in this classification include commercially operated bathing beaches, gambling establishments (where legal), golf driving ranges, miniature golf courses, riding academies and stables, shooting galleries, slot-car tracks, ski lifts, day camps, and establishments engaged in the commercial operation of swimming pools open to the general public for a fee. Municipally operated golf courses and swimming pools are excluded from this census. Privately owned tourist attractions, such as natural wonders or manmade exhibits, are included here. Museums, art galleries, and botanical and zoological gardens are included in Major Group 84.

### Health Services (SIC Major Group 80)

This group includes establishments primarily engaged in furnishing medical, surgical, and other health services to persons. Associations or groups, such as Health Maintenance Organizations (HMO's), primarily engaged in providing medical or other health services to members are included but those which only provide insurance covering hospitalization or medical costs are classified in Insurance, Major Group 63. Hospices providing medical services are also included in this Major Group and are classified according to the primary service provided. Health care facilities were primarily coded based on self-designation. Where multiple levels of care were indicated but were not apparently separate operations, the facility was generally classified based on the highest level of care provided. Veterinarians are classified in Agriculture, Industry Group 074.

**Offices and clinics of doctors of medicine (SIC 801).** Establishments of licensed practitioners having the degree of M.D. and engaged in the practice of general or specialized medicine and surgery. General medical clinics (staffed by licensed practitioners having M.D. degree) are also classified here.

Associations of physicians formed solely for sharing expenses (including payroll) are also included here. Receipts are not applicable for these associations since their operations are funded by reimbursements from member firms, and these funds are not considered operating receipts for medical services provided. However, their payroll and employment data are included in statistics presented for this category.

For large geographic areas, data are presented for the following subdivisions of this classification:

1. Offices of doctors of medicine. Includes offices as well as group clinics owned and operated by physicians for the purpose of carrying on their profession.
2. General medical clinics. Includes clinics not owned and operated by physicians associated for the purpose of carrying on their profession.

**Offices and clinics of dentists (SIC 802).** Establishments of licensed practitioners having the degree of D.D.S. (or D.D. Sc.) or D.M.D. and engaged in the practice of general or specialized dentistry, including dental surgery. Dental clinics are also classified here.

For large geographic areas, data are presented for the following subdivisions of this classification:

1. Offices of dentists. Includes offices as well as group clinics owned and operated by dentists associated for the purpose of carrying on their profession.
2. Dental clinics. Includes clinics not owned and operated by dentists associated for the purpose of carrying on their profession.

**Offices and clinics of doctors of osteopathy (SIC 803).** Establishments of licensed practitioners having the degree of D.O. and engaged in the practice of general or specialized osteopathic medicine and surgery.

For large geographic areas, data are presented for the following subdivisions of this classification:

1. Offices of osteopathic physicians.
2. Osteopathic clinics.

**Offices and clinics of chiropractors (SIC 8041).** Establishments of licensed practitioners having the degree of D.C. and engaged in the practice of chiropractic medicine.

**Offices and clinics of optometrists (SIC 8042).** Establishments of licensed practitioners having the degree of O.D. and engaged in the practice of optometry. Establishments where receipts are primarily from the sale of optical goods prescribed as a result of eye examinations performed at another establishment are classified in Retail Trade, Industry 5999.

**Offices and clinics of podiatrists (SIC 8043).** Establishments of licensed practitioners having the degree of D.P. and engaged in the practice of podiatry.

**Offices and clinics of health practitioners, n.e.c. (SIC 8049).** Establishments of health practitioners engaged in practice in health fields, not elsewhere classified, such as acupuncturists, midwives, nutritionists, physical and occupational therapists, and psychologists.

**Skilled nursing care facilities (SIC 8051).** Establishments primarily engaged in providing inpatient nursing and rehabilitative services to patients who require continuous health care but not hospital services. Care must be ordered by and under the direction of a physician. The staff must include a licensed nurse on duty continuously with a minimum of one full-time registered nurse on duty during each day shift. Included are establishments certified to deliver skilled nursing care under the Medicare and Medicaid programs.

**Intermediate care facilities (SIC 8052).** Establishments primarily engaged in providing inpatient nursing and rehabilitative services but not on a continuous basis. Staffing must include 24-hour per day personnel with a licensed nurse on duty full-time during each day shift. At least once a week, consultation with a registered nurse on the delivery of care is required. Included are facilities certified to deliver intermediate care under the Medicaid program.

**Nursing and personal care facilities, n.e.c. (SIC 8059).** Establishments primarily engaged in providing some nursing and/or health-related care to patients who do not require the degree of care and treatment that a skilled or intermediate care facility is designed to provide. Included are rest homes, convalescent homes, and other institutions where health care is a major element. Residential facilities, such as homes for the retarded and the elderly which provide personal care but where health care is incidental, are classified in Industry 8361.

**General medical and surgical hospitals (SIC 8062).** Establishments primarily engaged in providing general medical and surgical services and other hospital services. Specialty hospitals are classified in Industries 8063 and 8069.

**Psychiatric hospitals (SIC 8063).** Establishments primarily engaged in providing diagnostic medical services and inpatient treatment for the mentally ill. Establishments known as hospitals and primarily engaged in providing health care for the mentally retarded are classified in Industry 8051.

**Specialty hospitals, except psychiatric (SIC 8069).** Establishments primarily engaged in providing diagnostic services, treatment, and other hospital services for specialized categories of patients, except for the mentally ill.

**Medical laboratories (SIC 8071).** Establishments primarily engaged in providing professional analytic or diagnostic services to the medical profession or to the patient as

prescribed by a physician. Laboratories engaged in the manufacture of medical or pharmaceutical products are classified in Manufacturing. Laboratories engaged in commercial medical research are classified in Industry 8731, and those engaged in noncommercial medical research are classified in Industry 8733.

**Dental laboratories (SIC 8072).** Establishments primarily engaged in making dentures, artificial teeth, and orthodontic appliances to order for the dental profession. The manufacture of teeth other than to order is classified in Manufacturing. Establishments providing dental X-ray laboratory services are classified in Industry 8071.

**Home health care services (SIC 8082).** Establishments primarily engaged in providing skilled nursing or medical care in the home under supervision of a medical doctor. Establishments of registered or practical nurses engaged in the independent practice of their profession are classified in Industry 8049, and nurses' registries are classified in Industry 7361. Establishments primarily engaged in selling health care products for personal or household consumption are classified in Retail Trade, and those engaged in renting or leasing products for health care are classified in Industry 7352.

**Kidney dialysis centers (SIC 8092).** Establishments primarily engaged in providing kidney or renal dialysis services.

**Specialty outpatient facilities, n.e.c. (SIC 8093).** Establishments primarily engaged in outpatient care of a specialized nature, such as alcohol and drug treatment, birth control/family planning, etc., with permanent facilities and with medical staff to provide diagnosis, treatment, or both for patients who are ambulatory but do not require inpatient care.

**Health and allied services, n.e.c. (SIC 8099).** Establishments primarily engaged in providing health and allied services, n.e.c., such as blood banks, blood donor stations, childbirth preparation classes, medical photography and art, and oxygen tent services. Establishments of registered or practical nurses in independent practice are classified in Industry 8049. Ambulance services are classified in Transportation, Industry 4119.

## **Legal Services (SIC Major Group 81)**

This group includes establishments which are headed by members of the bar and are engaged in offering legal advice or legal services. Nonprofit legal services (including legal aid societies) are classified here. Associations of lawyers formed solely for the sharing of expenses (including payroll) and not for the purpose of jointly practicing their profession are also included. Receipts are not applicable for these associations since their operations are funded by reimbursements from member firms, and these

funds are not considered operating receipts for legal services provided. However, their payroll and employment data are included in statistics presented for this category.

### **Selected Educational Services (SIC's 823, 824, 829)**

This group includes libraries as well as establishments furnishing formal courses through correspondence, commercial, and trade schools. Elementary and secondary schools (Industry 8211); colleges, universities, and professional schools (Industry 8221); and junior colleges and technical institutes (Industry 8222) are out of scope of the census.

**Libraries (SIC 823).** Establishments primarily engaged in providing library services, including the circulation of books and other materials for reading, study, and reference.

**Data processing schools (SIC 8243).** Establishments primarily engaged in offering training in data processing (including data keying), computer programming, and in computer and peripheral equipment operation, maintenance, and repair.

**Business and secretarial schools (SIC 8244).** Establishments primarily engaged in offering courses in business machine operation, office procedures, and secretarial and stenographic skills.

**Vocational schools, n.e.c. (SIC 8249).** Establishments primarily engaged in offering specialized vocational courses, not elsewhere classified but not academic training. This industry includes apprentice training, aviation schools, commercial art schools, and practical nursing schools. Schools for the instruction of beauticians are classified in Industry 7231, and barber schools are classified in Industry 7241. Establishments primarily engaged in offering educational courses by mail are included here.

**Schools and educational services, n.e.c. (SIC 829).** Establishments primarily engaged in offering specialized educational courses and services, not elsewhere classified, such as music schools, drama schools, language schools, student exchange programs, and civil service and other short-term examination preparatory schools. Vocational counseling (excluding rehabilitation) is also included here. Educational testing is included in Industry 8748. Establishments primarily engaged in operating dance schools are classified in Industry 7911; those providing rehabilitation counseling are classified in Industry 8331; and those providing sports instruction in Industry 7999.

### **Social Services (SIC Major Group 83)**

This group includes establishments providing social services and rehabilitation services to those persons with social or personal problems requiring special services and to the physically challenged and the disadvantaged. Also

included are organizations soliciting funds to be used directly for these and related services, as well as community development and planning agencies. Government offices involved with the delivery of such services are out of scope of the census.

**Individual and family social services (SIC 832).** Establishments primarily engaged in providing one or more of a variety of individual and family social, counseling, welfare, or referral services, including refugee, disaster, and temporary relief services.

**Job training and vocational rehabilitation services (SIC 833).** Establishments primarily engaged in providing training, work experience, and vocational rehabilitation services for the unemployed, the underemployed, the physically challenged, and to persons who have a job market disadvantage because of lack of education or experience, skill obsolescence, or personal characteristics or problems. Included are upgrading and job development services, skill training, world-of-work orientation, and vocational rehabilitation counseling. Union apprentice training schools are classified in Industry 8249.

**Child day care services (SIC 835).** Establishments primarily engaged in care of infants or children, or in providing prekindergarten education, where medical care or delinquency correction is not a major element. These establishments may or may not have substantial educational programs and may care for older children when they are not in school. Establishments providing babysitting services are classified in Industry 7299. Head start centers operating in conjunction with elementary schools are classified in Industry 8211.

**Residential care (SIC 836).** Establishments primarily engaged in the provision of residential social and personal care for children, the elderly, and special categories of persons with some limits on ability for self-care but where medical care is not a major element. Included here are group foster homes; halfway group homes; homes for the retarded, the elderly, the deaf, and the blind; juvenile correctional homes; rehabilitation (residential) centers; and children's boarding homes. Boarding schools providing elementary and secondary education are classified in Industry 8211.

**Social services, n.e.c. (SIC 839).** Establishments primarily engaged in providing social services, not elsewhere classified, including community improvement, social change, and neighborhood development. Also included are organizations primarily engaged in soliciting contributions on their own account and administering appropriations and allocating funds among other agencies engaged in social welfare services; establishments primarily engaged in the prevention of criminal or antisocial behavior; and regional social service planning agencies. Establishments which raise funds on a contract basis are classified in Industry 7389. Civic, social, fraternal, and political organizations are included

in Major Group 86. Industrial development consulting and planning is classified in Industry 8748. Philanthropic trusts and foundations which are not actually engaged in providing social welfare services are classified in Finance, Industry 6732.

### **Museums, Art Galleries, and Botanical and Zoological Gardens (SIC Major Group 84)**

This major group includes commercial and noncommercial museums, art galleries, arboreta, and botanical and zoological gardens.

**Museums and art galleries (SIC 8412).** Establishments primarily engaged in the commercial or noncommercial operation of museums and art galleries. Historical, cultural, and educational societies whose functions are primarily providing attractions for the public are included here. Art galleries or art dealers primarily selling to the general public are classified in Retail Trade, Industry 5999.

**Arboreta and botanical or zoological gardens (SIC 8422).** Establishments primarily engaged in the commercial or noncommercial operation of arboreta and botanical and zoological gardens.

### **Selected Membership Organizations (SIC's 861, 862, 864, 869)**

This group includes organizations operating on a membership basis for the promotion of the interests of their members. Also included are organizations which are not operated on a membership basis but which promote the interests of a constituency or group of supporters. This group does not include business establishments operated by membership organizations, such as hotels open to the general public, golf and country clubs, fraternity and sorority houses, and credit unions. Such establishments are classified according to their primary activity.

Establishments of religious organizations operated for worship or for promotion of religious activities, such as churches, convents, and religious schools and missions, are classified in Industry 8661 and are out of scope of the census. Also excluded are Labor unions and similar labor organizations (Industry 8631) and Political organizations (Industry 8651).

**Business associations (SIC 861).** Membership organizations engaged in promoting business interests of their members, such as better business bureaus, boards of trade, chambers of commerce, industrial standards committees, merchants' associations, real estate boards, and trade associations. Membership organizations formed to carry out a specific business function, such as common marketing of crops or joint advertising, are classified according to the function performed.

**Professional membership organizations (SIC 862).** Membership organizations of professional persons formed for the advancement of the interests of their profession, such as bar associations, engineering associations, and scientific membership organizations.

### **Civic, social, and fraternal associations (SIC 864).**

Membership organizations engaged in civic, social, or fraternal activities, such as alumni associations, citizens' associations, fraternities, scout organizations, singing societies, university clubs, veterans' organizations, youth associations, and consumer education and public advocacy groups (except organizations primarily engaged in research). Bars and restaurants owned and operated by organizations for use by members and guests only are also classified here. Hotels and lodging houses operated by organizations for use by members and their guests only, including fraternity and sorority houses, are classified in Industry 7041. Membership sports and recreation clubs are classified in Industry 7997. Homeowner, tenant, and condominium associations primarily engaged in managing real estate are classified in Real Estate, Industry 6531.

**Membership organizations, n.e.c. (SIC 869).** Membership organizations, not elsewhere classified, such as athletic regulatory associations, automobile owners' associations, farm bureaus, historical clubs, and humane societies.

### **Engineering, Accounting, Research, Management, and Related Services (SIC Major Group 87)**

This group includes establishments primarily engaged in providing engineering, architectural, and surveying services; accounting, auditing, and bookkeeping services; research, development, and testing services; and management and public relations services.

**Engineering services (SIC 8711).** Establishments primarily engaged in providing professional engineering services. Establishments primarily providing and supervising their own engineering staff on temporary contract to other firms are included here. Establishments providing engineering but not supervisory, personnel are classified in Industry 7363. Photogrammetric engineering services are classified in Industry 8713.

**Architectural services (SIC 8712).** Establishments primarily engaged in providing professional architectural services. Landscape architectural services are classified in Agriculture, Industry 0781. Establishments primarily engaged in providing graphic arts and related design services are classified in Industry 7336, and those providing drafting services are classified in Industry 7389.

**Surveying services (SIC 8713).** Establishments primarily engaged in providing professional land, water, and aerial surveying services.

**Accounting, auditing, and bookkeeping services (SIC 8721).** Establishments primarily engaged in furnishing accounting, bookkeeping, and related auditing services. These establishments may use data processing and tabulating techniques as part of providing their services. However,

establishments primarily engaged in providing data processing and tabulating services are classified in Industry 7374. Establishments providing income tax return preparation services, without also furnishing accounting, auditing, or bookkeeping services, are classified in Industry 7291.

**Commercial physical and biological research (SIC 8731).**

Establishments primarily engaged in physical and biological research and development on a contract or fee basis. Noncommercial research establishments (funded by endowments, grants, or contributions) are classified in Industry 8733. Separate establishments of aircraft, guided missile, or spacecraft manufacturers primarily engaged in research and development on these products are classified in Manufacturing, Major Group 37.

For large geographic areas, data are presented for the following subdivisions of this classification:

1. Commercial physical research.
2. Commercial medical and biological research.

**Commercial economic, sociological, and educational research (SIC 8732).**

Establishments primarily engaged in performing business, marketing, opinion, and other economic, sociological, and educational research on a contract or fee basis. Noncommercial research establishments (funded by endowments, grants, or contributions) are classified in Industry 8733.

**Noncommercial research organizations (SIC 8733).** Establishments primarily engaged in performing research into and dissemination of information for public health, education, or general welfare. These establishments primarily operate on funds from endowments, contributions, and grants. Establishments which fund such research, although the actual research may be contracted out to other establishments, are also classified here.

**Testing laboratories (SIC 8734).** Establishments primarily engaged in providing testing services. Establishments performing clinical laboratory testing for the medical profession are classified in Industry 8071.

**Management services (SIC 8741).** Establishments primarily engaged in furnishing general or specialized management services on a day to day basis and on a contract or fee basis. Establishments classified here do not provide operating staff. Management and operation of a business, where operating staff as well as management is provided, is classified according to the activity of the establishment managed. Construction management services are classified here.

**Management consulting services (SIC 8742).** Establishments primarily engaged in furnishing operating counsel and assistance to managements of private, nonprofit, and public organizations. These establishments generally perform a variety of activities, such as strategic and organizational planning; financial planning and budgeting; marketing objectives and policies planning; information systems

planning, evaluation, and selection; human resources policies and practices planning; and production scheduling and control planning.

**Public relations services (SIC 8743).** Establishments primarily engaged in the preparation of materials, written or spoken, which are designed to promote the interests of their clients by attempting to influence the general public or other groups.

**Facilities support management services (SIC 8744).**

Establishments primarily engaged in furnishing personnel to perform a range of services in support of the operations of other establishments, or those engaged in providing a number of different continuing services, on a contract or fee basis, within other establishments. Establishments which provide management and staff to operate a business are classified according to the type of activity of the business. Establishments primarily providing one specialized service are classified in the specialized industry. Establishments primarily supplying temporary or continuing help (except agricultural) are classified in Industry 7363. Establishments which provide management services only (except agricultural) are classified in Industry 8741. Computer facilities management is classified in Industry 7376.

**Business consulting services, n.e.c. (SIC 8748).** Establishments primarily engaged in furnishing business consulting services, not elsewhere classified, on a contract or fee basis. Included are agricultural, economic, educational, and systems engineering consultants as well as city planners and testing services (educational or personnel).

**Services, Not Elsewhere Classified (SIC Major Group 89)**

Establishments primarily providing services, not elsewhere classified, such as artists (excluding commercial and medical artists), authors, scientific consultants (working on their own account), inventors, lecturers, music arrangers, newspaper columnists, radio commentators, song writers, weather forecasters, and writers.

There is evidence that among small employer establishments (for which kind-of-business information is obtained from administrative records), many service establishments are classified incorrectly in this industry because there is insufficient information to determine the correct kind-of-business classification. Therefore, the published data probably overstate the number of establishments and level of activity for this category.

For large geographic areas, data are presented for the following subdivisions of this classification:

1. Scientific and related consulting services, except environmental.
2. Environmental consulting.
3. Authors, composers, and other arts-related services.
4. Other services, n.e.c.

## Appendix B. **Sample Report Form and Instructions**

---

The sample report form and instructions are shown on the following pages.





# Appendix C.

## Kind-of-Business Titles and Reporting-Form Numbers

[Listed below are service industries kind-of-business titles and their corresponding reporting-form numbers. Requests for copies of any of these forms, including the inquiries used to classify establishments by kind of business, should be directed to the Business Division, Bureau of the Census, Washington, DC 20233]

SIC code	Title	Reporting form CB-	SIC code	Title	Reporting form CB-
<b>70</b>	<b>HOTELS, ROOMING HOUSES, CAMPS, AND OTHER LODGING PLACES</b>		<b>73</b>	<b>BUSINESS SERVICES—Con.</b>	
7011 pt.	Hotels, 25 guestrooms or more .....	7001	7377	Computer rental and leasing .....	7307
7011 pt.	Hotels, less than 25 guestrooms .....	7001	7378	Computer maintenance and repair .....	7307
7011 pt.	Motels, tourist courts .....	7001	7379 pt.	Computer consultants .....	7307
7011 pt.	Motor hotels .....	7001	7379 pt.	Miscellaneous computer services, n.e.c. ....	7307
702	Rooming and boarding houses .....	7002	7381 pt.	Detective agencies and guard services .....	7308
7032	Sporting and recreational camps .....	7002	7381 pt.	Armored car services .....	7308
7033	Recreational vehicle parks and campsites .....	7002	7382	Security systems services .....	7308
704	Organization hotels and lodging houses, on membership basis. ....	7002	7383	News syndicates .....	7308
			7384 pt.	Photofinishing laboratories, except "one-hour" (mini) labs .....	7303
			7384 pt.	"One-hour" (mini) photofinishing .....	7303
<b>72</b>	<b>PERSONAL SERVICES</b>		7389 pt.	Sign painting shops .....	7308
7211	Power laundries, family and commercial .....	7201	7389 pt.	Interior designing .....	7308
7212	Garment pressing, and agents for laundries and drycleaners .....	7201	7389 pt.	Telephone answering services .....	7308
7213	Linen supply .....	7201	7389 pt.	Water softening and conditioning services .....	7308
7215 pt.	Coin-operated laundries and drycleaning stores .....	7201	7389 pt.	Packaging and labeling services .....	7308
7215 pt.	Coin-operated laundry routes .....	7201	7389 pt.	Trading stamp services .....	7308
7216	Drycleaning plants, except rug cleaning .....	7201	7389 pt.	Convention and trade show services .....	7308
7217	Carpet and upholstery cleaning .....	7201	7389 pt.	Private mail centers .....	7308
7218	Industrial launderers .....	7201	7389 pt.	Miscellaneous business services, n.e.c. ....	7308
7219	Laundry and garment services, n.e.c. ....	7201			
722	Photographic studios, portrait .....	7303	<b>75</b>	<b>AUTOMOTIVE REPAIR, SERVICES, AND PARKING</b>	
723	Beauty shops .....	7202	7513 pt.	Truck rental, without drivers .....	7501
724	Barber shops .....	7202	7513 pt.	Truck leasing, except finance leasing .....	7501
725	Shoe repair shops and shoeshine parlors .....	7202	7514	Passenger car rental .....	7501
726	Funeral service and crematories .....	7202	7515	Passenger car leasing .....	7501
7291	Tax return preparation services .....	7202	7519	Utility trailer and recreational vehicle rental .....	7501
7299 pt.	Massage parlors, tanning salons, and saunas .....	7202	7521 pt.	Parking lots .....	7502
7299 pt.	Diet and weight reducing services .....	7202	7521 pt.	Parking structures .....	7502
7299 pt.	Formal wear rental .....	7202	7532 pt.	Top and body repair shops .....	7503
7299 pt.	Other personal services, n.e.c. ....	7202	7532 pt.	Paint shops .....	7503
<b>73</b>	<b>BUSINESS SERVICES</b>		7533	Automotive exhaust system repair shops .....	7503
7311	Advertising agencies .....	7301	7534	Tire retreading and repair shops .....	7503
7312	Outdoor advertising services .....	7301	7536	Automotive glass replacement shops .....	7503
7313 pt.	Radio and television advertising representatives .....	7301	7537	Automotive transmission repair shops .....	7503
7313 pt.	Publishers' advertising representatives .....	7301	7538 pt.	General automotive repair shops, except diesel .....	7503
7319	Advertising, n.e.c. ....	7301	7538 pt.	Diesel repair shops .....	7503
7322	Adjustment and collection services .....	7302	7539 pt.	Radiator repair .....	7503
7323	Credit reporting services .....	7302	7539 pt.	Brake, front end, and wheel alignment .....	7503
7331 pt.	Mailing list compilers, brokers, and managers .....	7303	7539 pt.	Carburetor repair shops .....	7503
7331 pt.	Direct mail advertising services, except mailing list services .....	7303	7539 pt.	Automotive electrical repair shops .....	7503
7334 pt.	Blueprinting and photocopying services .....	7303	7539 pt.	Other automotive repair shops, n.e.c. ....	7503
7334 pt.	Duplicating services, except printing and photocopying .....	7303	7542	Carwashes .....	7503
7335	Commercial photography .....	7303	7549 pt.	Lubrication shops .....	7503
7336 pt.	Commercial art .....	7303	7549 pt.	Towing services .....	7503
7336 pt.	Graphic arts and related design .....	7303	7549 pt.	Other automotive services, n.e.c. ....	7503
7338	Secretarial and court reporting services .....	7303	<b>76</b>	<b>MISCELLANEOUS REPAIR SERVICES</b>	
7342	Disinfecting and pest control services .....	7304	7622	Radio and television repair shops .....	7600
7349	Building cleaning and maintenance services, n.e.c. ....	7304	7623	Refrigeration and air-conditioning service and repair shops .....	7600
7352	Medical equipment rental and leasing .....	7305	7629	Electrical and electronic repair shops, n.e.c. ....	7600
7353 pt.	Rental and leasing of heavy construction equipment without operators .....	7305	763	Watch, clock, and jewelry repair .....	7600
7353 pt.	Rental and leasing of heavy construction equipment with operators .....	7305	764	Reupholstery and furniture repair .....	7600
7359 pt.	Equipment rental, except rent-to-own .....	7305	7692	Welding repair .....	7600
7359 pt.	Equipment leasing, except finance leasing .....	7305	7694	Armature rewinding shops .....	7600
7359 pt.	Rent-to-own .....	7305	7699 pt.	Farm machinery and equipment repair .....	7600
7361	Employment agencies .....	7306	7699 pt.	Lawnmower and other small gasoline engine repair .....	7600
7363 pt.	Temporary help supply .....	7306	7699 pt.	Sewer and septic tank cleaning services .....	7600
7363 pt.	Employee leasing .....	7306	7699 pt.	Other repair and related services, n.e.c. ....	7600
7363 pt.	Other help supply services .....	7306	<b>78</b>	<b>MOTION PICTURES</b>	
7371	Computer programming services .....	7307	7812 pt.	Motion picture production, except for television .....	7801
7372	Prepackaged software .....	7307	7812 pt.	Motion picture and tape production for television .....	7801
7373	Computer integrated systems .....	7307	7819	Services allied to motion picture production .....	7801
7374	Computer processing and data preparation and processing services .....	7307	7822 pt.	Motion picture film exchanges .....	7801
7375	Information retrieval services .....	7307	7822 pt.	Film and tape distribution for television .....	7801
7376	Computer facilities management services .....	7307	7822 pt.	Video tape wholesalers .....	7801
			7829	Services allied to motion picture distribution .....	7801
			7832	Motion picture theaters, except drive-in .....	7802
			7833	Drive-in motion picture theaters .....	7802
			7841	Video tape rental .....	7803

SIC code	Title	Reporting form CB-	SIC code	Title	Reporting form CB-
<b>79</b>	<b>AMUSEMENT AND RECREATION SERVICES, EXCEPT MOTION PICTURES AND MUSEUMS</b>		<b>81</b>	<b>LEGAL SERVICES</b>	
791	Dance studios, schools, and halls .....	7903	81 pt.	Offices of lawyers .....	8100
7922 pt.	Producers of live theatrical productions .....	7901	81 pt.	Legal aid societies and similar legal services .....	8100
7922 pt.	Producers of radio and television shows, except tape producers .....	7901	<b>823, 4,</b>	<b>SELECTED EDUCATIONAL SERVICES</b>	
7922 pt.	Artists' and entertainers' managers or agents, concert bureaus, and booking agents .....	7901	<b>9</b>		
7922 pt.	Other theatrical services .....	7901	823	Libraries .....	8200
7929 pt.	Dance groups and artists .....	7901	8243	Data processing schools .....	8200
7929 pt.	Symphony orchestras, opera companies, and chamber music organizations .....	7901	8244	Business and secretarial schools .....	8200
7929 pt.	Other music groups and artists .....	7901	8249	Vocational schools, n.e.c. ....	8200
7929 pt.	Other entertainers and entertainment groups .....	7901	829	Schools and educational services, n.e.c. ....	8200
7933	Bowling centers .....	7902	<b>83</b>	<b>SOCIAL SERVICES</b>	
7941 pt.	Baseball clubs .....	7902			
7941 pt.	Football clubs .....	7902	832	Individual and family social services .....	8300
7941 pt.	Other professional sports clubs .....	7902	833	Job training and vocational rehabilitation services .....	8300
7941 pt.	Managers and promoters .....	7902	835	Child day care services .....	8300
7948 pt.	Auto racetrack operation .....	7902	836	Residential care .....	8300
7948 pt.	Horse racetrack operation .....	7902	839	Social services, n.e.c. ....	8300
7948 pt.	Dog racetrack operation .....	7902	<b>84</b>	<b>MUSEUMS, ART GALLERIES, AND BOTANICAL AND ZOOLOGICAL GARDENS</b>	
7948 pt.	Racing stables and racing, n.e.c. ....	7902			
7991 pt.	Physical fitness centers, except gymnasiums and athletic clubs .....	7903	8412	Museums and art galleries .....	8400
7991 pt.	Gymnasiums and athletic clubs .....	7903	8422	Arboreta and botanical or zoological gardens .....	8400
7992	Public golf courses .....	7903			
7993	Coin-operated amusement devices .....	7903	<b>86</b>	<b>SELECTED MEMBERSHIP ORGANIZATIONS</b>	
7996	Amusement parks .....	7902			
7997	Membership sports and recreation clubs .....	7903	861	Business associations .....	8600
7999 pt.	Concession operators of amusement devices and rides .....	7903	862	Professional membership organizations .....	8600
7999 pt.	Carnivals and circuses .....	7903	864	Civic, social, and fraternal associations .....	8600
7999 pt.	Fairs .....	7903	869	Membership organizations, n.e.c. ....	8600
7999 pt.	Roller skating rinks .....	7903	<b>87</b>	<b>ENGINEERING, ACCOUNTING, RESEARCH, MANAGEMENT, AND RELATED SERVICES</b>	
7999 pt.	Ice skating rinks .....	7903			
7999 pt.	Other amusement and recreation services, n.e.c. ....	7903			
<b>80</b>	<b>HEALTH SERVICES</b>		<b>87</b>	<b>ENGINEERING, ACCOUNTING, RESEARCH, MANAGEMENT, AND RELATED SERVICES</b>	
801 pt.	Offices of doctors of medicine .....	8001	8711	Engineering services .....	8701
801 pt.	General medical clinics .....	8001	8712	Architectural services .....	8701
802 pt.	Offices of dentists .....	8002	8713	Surveying services .....	8701
802 pt.	Dental clinics .....	8002	8721	Accounting, auditing, and bookkeeping services .....	8702
803 pt.	Offices of osteopathic physicians .....	8001	8731 pt.	Commercial physical research .....	8703
803 pt.	Osteopathic clinics .....	8001	8731 pt.	Commercial medical and biological research .....	8703
8041	Offices and clinics of chiropractors .....	8001	8732	Commercial economic, sociological, and educational research .....	8703
8042	Offices and clinics of optometrists .....	8001	8733	Noncommercial research organizations .....	8703
8043	Offices and clinics of podiatrists .....	8001	8734	Testing laboratories .....	8703
8049	Offices and clinics of health practitioners, n.e.c. ....	8001	8741	Management services .....	8704
8051	Skilled nursing care facilities .....	8003	8742	Management consulting services .....	8704
8052	Intermediate care facilities .....	8003	8743	Public relations services .....	8704
8059	Nursing and personal care facilities, n.e.c. ....	8003	8744	Facilities support management services .....	8704
8062	General medical and surgical hospitals .....	8004	8748	Business consulting services, n.e.c. ....	8704
8063	Psychiatric hospitals .....	8004	<b>89</b>	<b>SERVICES, N.E.C.</b>	
8069	Specialty hospitals, except psychiatric .....	8004			
8071	Medical laboratories .....	8005	8999 pt.	Scientific and related consulting services, except environmental .....	8900
8072	Dental laboratories .....	8005	8999 pt.	Environmental consulting .....	8900
8082	Home health care services .....	8006	8999 pt.	Authors, composers, and other arts-related services .....	8900
8092	Kidney dialysis centers .....	8006	8999 pt.	Other services, n.e.c. ....	8900
8093	Specialty outpatient facilities, n.e.c. ....	8006	8999 pt.		
8099	Health and allied services, n.e.c. ....	8006			

## Appendix D. Metropolitan Areas

---

(Titles and definitions shown for MSA's, CMSA's, and PMSA's are those established by the Office of Management and Budget, as of June 30, 1993)

### ARIZONA

#### **Las Vegas, NV-AZ MSA**

Mohave County, AZ  
Clark County, NV  
Nye County, NV

#### **Phoenix-Mesa, AZ MSA**

Maricopa County, AZ  
Pinal County, AZ

#### **Tucson, AZ MSA**

Pima County, AZ

#### **Yuma, AZ MSA**

Yuma County, AZ

# Appendix E.

## Percent of Receipts/Revenue Based on Administrative Records and Estimation for the State: 1992

**Table E-1. Firms Subject to Federal Income Tax**

[Includes only establishments with payroll. For meaning of abbreviations and symbols, and for more information on reliability of data, see introductory text. For explanation of terms and comparability of 1987 and 1992 censuses, see appendix A]

SIC code	Kind of business or operation	Percent of receipts —		SIC code	Kind of business or operation	Percent of receipts —	
		From administrative records <sup>1</sup>	Estimated <sup>2</sup>			From administrative records <sup>1</sup>	Estimated <sup>2</sup>
	<b>Total</b> .....	<b>19.0</b>	<b>7.8</b>	<b>73</b>	<b>Business services—Con.</b>		
<b>70 ex. 704</b>	<b>Hotels, rooming houses, camps, and other lodging places (except membership lodging)</b> .....	<b>4.9</b>	<b>5.4</b>	736	Personnel supply services .....	7.8	9.9
				7361	Employment agencies .....	38.3	17.1
				7363	Help supply services .....	3.9	8.9
7011	Hotels and motels .....	4.2	5.1	7363 pt.	Temporary help supply .....	1.1	5.8
7011 pt.	Hotels .....	2.9	4.7	7363 pt.	Help supply, except temporary .....	10.7	16.5
7011 pt.	Hotels, 25 guestrooms or more .....	2.9	4.7				
7011 pt.	Hotels, less than 25 guestrooms .....	13.4	4.9	737	Computer programming, data processing, and other computer related services .....	3.7	3.3
7011 pt.	Motels, motor hotels, and tourist courts .....	11.0	7.6		Computer programming, prepackaged software, and integrated systems .....	3.2	2.7
7011 pt.	Motels, tourist courts .....	14.0	10.7	7371, 2, 3	Computer programming services .....	6.4	4.4
7011 pt.	Motor hotels .....	5.3	1.6		Prepackaged software .....	1.7	1.6
702, 3	Other lodging places .....	16.2	9.3	7372	Computer integrated systems .....	1.6	2.3
702	Rooming and boarding houses .....	41.1	9.8	7373	Data processing services .....	4.5	6.7
703	Camps and recreational vehicle parks .....	14.9	9.2	7374, 5, 6	Computer processing, information retrieval .....	(D)	(D)
				7376	Computer facilities management services .....	(D)	(D)
<b>72</b>	<b>Personal services</b> .....	<b>23.0</b>	<b>8.4</b>	7377, 8, 9	Computer rental and leasing, maintenance, and related services, n.e.c. ....	4.2	2.9
721	Laundry, cleaning, and garment services .....	16.8	6.1		Computer rental and leasing .....	.1	.2
7211	Power laundries, family and commercial* .....	17.5	4.2	7377	Computer maintenance and repair .....	7.5	6.9
7213	Linen supply* .....	3.4	.3	7378	Computer related services, n.e.c. ....	14.2	7.1
7215	Coin-operated laundries and drycleaning .....	22.9	1.5	7379			
7216	Drycleaning plants, except rug cleaning* .....	20.6	14.7				
7217	Carpet and upholstery cleaning .....	38.1	7.5	738	Miscellaneous business services .....	21.5	14.9
7218	Industrial launderers* .....	1.1	.2	7381, 2	Detective agencies and protective services .....	10.7	15.5
7212, 9	Other laundry, cleaning, and garment services* ..	31.6	10.8	7381	Detective, guard, and armored car services .....	11.5	19.0
7212	Garment pressing, and agents for laundries and drycleaners .....	25.7	5.3	7382	Security systems services .....	9.0	8.7
7219	Laundry and garment services, n.e.c.* .....	33.8	12.9	7383	News syndicates .....	—	2.5
				7384	Photofinishing laboratories* .....	10.0	2.8
722	Photographic studios, portrait .....	22.4	17.9	7389	Business services, n.e.c. ....	26.7	16.2
				7389 pt.	Sign painting shops .....	34.7	2.5
723, 4	Beauty and barber shops .....	29.1	8.8	7389 pt.	Interior designing .....	44.8	15.9
723	Beauty shops .....	28.8	9.1	7389 pt.	Telephone answering services .....	30.4	13.6
724	Barber shops .....	35.5	2.9	7389 pt.	Other business services .....	25.6	16.6
725	Shoe repair shops and shoeshine parlors .....	41.0	2.2	<b>75</b>	<b>Automotive repair, services, and parking</b> .....	<b>15.8</b>	<b>5.6</b>
726	Funeral service and crematories .....	27.5	10.9				
				751	Automotive rental and leasing, without drivers .....	.6	3.7
729	Miscellaneous personal services .....	24.6	8.9	7513	Truck rental and leasing, without drivers .....	.5	3.1
7291	Tax return preparation services .....	34.1	2.7	7514, 5	Passenger car rental and leasing .....	.6	4.0
7299	Miscellaneous personal services, n.e.c. ....	21.0	11.3	7514	Passenger car rental .....	.1	3.9
				7515	Passenger car leasing .....	21.0	8.0
<b>73</b>	<b>Business services</b> .....	<b>13.8</b>	<b>8.0</b>	7519	Utility trailer and recreational vehicle rental .....	1.4	4.0
731	Advertising .....	31.5	6.8				
7311	Advertising agencies .....	10.7	8.5	752	Automobile parking .....	6.8	10.7
7312	Outdoor advertising services .....	53.5	1.5				
7313	Radio, television, publishers' advertising representatives .....	52.0	3.9	753	Automotive repair shops .....	26.1	6.5
7319	Advertising, n.e.c. ....	45.3	14.8	7532	Top, body, and upholstery repair shops and paint shops .....	25.8	7.8
				7532 pt.	Top and body repair shops .....	26.2	6.8
732	Consumer credit reporting agencies, mercantile reporting agencies, and adjustment and collection agencies .....	9.4	10.3	7532 pt.	Paint shops .....	21.9	17.1
7322	Adjustment and collection services .....	12.1	12.2	7538	General automotive repair shops .....	28.0	5.7
7323	Credit reporting services .....	2.9	5.8	7538 pt.	General automotive repair shops, except diesel .....	29.5	5.9
				7538 pt.	Diesel repair shops .....	12.8	3.3
733	Mailing, reproduction, commercial art and photography, and stenographic services .....	23.6	7.1	7533, 4, 6, 7, 9	Other automotive repair shops .....	22.3	7.0
7331	Direct mail advertising services .....	17.9	8.2	7533	Automotive exhaust system repair shops .....	26.2	5.0
7334	Photocopying and duplicating services .....	13.0	3.2	7534	Tire retreading and repair shops .....	28.0	2.3
7335, 6	Commercial photography, art, and graphics .....	28.3	7.8	7536	Automotive glass replacement shops .....	9.3	14.5
7335	Commercial photography .....	29.4	6.0	7537	Automotive transmission repair shops .....	40.8	7.7
7336	Commercial art and graphic design .....	28.1	8.3	7539	Automotive repair shops, n.e.c. ....	18.7	2.9
7338	Secretarial and court reporting services .....	45.7	11.3	7539 pt.	Radiator repair .....	33.8	2.3
				7539 pt.	Brake, front end, and wheel alignment .....	20.8	2.0
734	Services to dwellings and other buildings .....	37.9	10.6	7539 pt.	Automotive electrical and fuel system services .....	8.1	4.6
7342	Disinfecting and pest control services .....	30.9	3.9	7539 pt.	Other automotive repair shops, n.e.c. ....	12.8	1.9
7349	Building cleaning and maintenance services, n.e.c. ....	41.9	14.3				
				754	Automotive services, except repair .....	19.9	7.3
735	Miscellaneous equipment rental and leasing .....	12.8	6.7	7542	Carwashes .....	23.0	13.2
7352	Medical equipment rental and leasing .....	10.3	10.9	7549	Automotive services, except repair and carwashes .....	17.2	2.3
7353	Heavy construction equipment rental and leasing ..	21.4	4.3				
7359	Equipment rental and leasing, n.e.c. ....	9.8	6.8				

See footnotes at end of table.

**Table E-1. Firms Subject to Federal Income Tax – Con.**

[Includes only establishments with payroll. For meaning of abbreviations and symbols, and for more information on reliability of data, see introductory text. For explanation of terms and comparability of 1987 and 1992 censuses, see appendix A]

SIC code	Kind of business or operation	Percent of receipts –		SIC code	Kind of business or operation	Percent of receipts –	
		From administrative records <sup>1</sup>	Estimated <sup>2</sup>			From administrative records <sup>1</sup>	Estimated <sup>2</sup>
<b>76</b>	<b>Miscellaneous repair services</b> -----	<b>26.7</b>	<b>11.2</b>	<b>80</b>	<b>Health services</b> -----	<b>23.4</b>	<b>5.1</b>
762	Electrical repair shops -----	27.3	9.0	801	Offices and clinics of doctors of medicine -----	26.8	5.1
7622	Radio and television repair shops -----	31.3	13.3	8011 pt.	Offices of doctors of medicine -----	31.7	6.0
7623, 9	Other electrical and electronic repair shops -----	26.6	8.3	8011 pt.	General medical clinics -----	1.7	.5
7623	Refrigeration and air-conditioning service and repair shops -----	24.0	6.0	802	Offices and clinics of dentists -----	36.3	4.3
7629	Electrical and electronic repair shops, n.e.c. ---	27.4	9.0	803	Offices and clinics of doctors of osteopathy -----	39.3	7.5
763	Watch, clock, and jewelry repair -----	23.0	4.3	804	Offices and clinics of other health practitioners ----	44.2	7.7
764	Reupholstery and furniture repair -----	36.3	13.0	8041	Offices and clinics of chiropractors -----	46.6	6.8
769	Miscellaneous repair and related services -----	25.8	12.4	8042	Offices and clinics of optometrists -----	39.8	1.6
7692	Welding repair -----	41.3	4.1	8043	Offices and clinics of podiatrists -----	34.7	3.2
7694	Armature rewinding shops -----	18.1	18.3	8049	Offices and clinics of health practitioners, n.e.c. --	46.1	13.3
7699	Repair shops and related services, n.e.c. -----	25.8	12.0	805	Nursing and personal care facilities -----	.7	6.3
				8051	Skilled nursing care facilities -----	.5	5.2
				8052	Intermediate care facilities -----	4.1	6.8
				8059	Nursing and personal care facilities, n.e.c. -----	5.1	48.0
				806	Hospitals -----	.7	--
				8062	General medical and surgical hospitals -----	--	--
				8063, 9	Specialty hospitals -----	2.1	--
<b>78, 79, 84</b>	<b>Amusement and recreation services, including motion pictures and museums</b> -----	<b>13.6</b>	<b>14.1</b>	807, 8, 9	Other health services -----	13.2	7.7
781, 2	Motion picture production, distribution, and services --	.5	17.4	807	Medical and dental laboratories -----	14.9	6.8
783	Motion picture theaters -----	1.4	20.8	8071	Medical laboratories -----	10.7	7.4
7832	Motion picture theaters, except drive-in -----	(D)	(D)	8072	Dental laboratories -----	36.2	3.5
7833	Drive-in motion picture theaters -----	(D)	(D)	808	Home health care services -----	4.8	6.6
				809	Miscellaneous health and allied services, n.e.c. ---	17.9	9.8
				8092	Kidney dialysis centers -----	.3	5.3
				8093	Specialty outpatient facilities, n.e.c. -----	24.3	10.0
				8099	Health and allied services, n.e.c. -----	16.0	12.1
				<b>81</b>	<b>Legal services</b> -----	<b>29.4</b>	<b>7.8</b>
784	Video tape rental -----	23.6	6.8	<b>823, 4, 9</b>	<b>Selected educational services</b> -----	<b>26.6</b>	<b>20.1</b>
				823	Libraries -----	15.2	84.8
792	Theatrical producers (except motion picture), bands, orchestras, and entertainers -----	51.7	7.3	824	Vocational schools -----	26.3	21.1
7922	Theatrical producers (except motion picture) and miscellaneous theatrical services -----	26.6	6.2	829	Schools and educational services, n.e.c. -----	27.2	17.1
7929	Bands, orchestras, actors, and other entertainers and entertainment groups -----	67.3	8.0	<b>83</b>	<b>Social services</b> -----	<b>16.8</b>	<b>8.0</b>
				835	Child day care services -----	18.1	6.7
				832, 3, 6, 9	Other social services -----	16.1	8.5
793	Bowling centers -----	13.9	9.6	<b>87 ex. 8733</b>	<b>Engineering, accounting, research, management, and related services (except noncommercial research organizations)</b> -----	<b>23.0</b>	<b>12.1</b>
79 ex. 792, 3; 84	Commercial sports and other amusement and recreation services, including museums -----	14.2	13.9	871	Engineering, architectural, and surveying services --	25.4	11.8
794	Commercial sports -----	8.3	25.6	8711	Engineering services -----	25.1	11.0
7941	Professional sports clubs, managers, promoters -----	1.2	9.8	8712	Architectural services -----	25.0	14.5
7948	Racing, including track operation -----	12.8	35.8	8713	Surveying services -----	38.4	8.7
79 ex. 792, 3, 4; 84	Other amusement and recreation services, including museums -----	15.9	10.5	872	Accounting, auditing, and bookkeeping services ----	33.5	9.5
791	Dance studios, schools, and halls -----	28.3	26.4	873 ex. 8733	Research, development, and testing services (except noncommercial research organizations) ---	3.3	8.2
7991	Physical fitness facilities -----	24.7	9.2	8731	Commercial physical and biological research -----	.8	9.4
7992	Public golf courses -----	10.2	20.1	8732	Commercial economic, sociological, and educational research -----	9.3	11.2
7993	Coin-operated amusement devices -----	16.5	3.5	8734	Testing laboratories -----	.9	3.2
7996	Amusement parks -----	22.6	6.5	874	Management and public relations services -----	21.6	16.2
7997	Membership sports and recreation clubs -----	10.9	4.8	8741	Management services -----	15.5	21.2
7999, 84	Amusement and recreation services, including museums, n.e.c. -----	17.9	9.7	8742	Management consulting services -----	29.0	12.9
7999 pt.	Concession operators of amusement devices and rides -----	3.8	.9	8743	Public relations services -----	(D)	(D)
7999 pt.	Carnivals, circuses, and fairs -----	(D)	(D)	8744	Facilities support management services -----	(D)	(D)
7999 pt., 84	Other recreation and amusements, including museums -----	(D)	(D)	8748	Business consulting services, n.e.c. -----	22.2	10.7
				<b>89</b>	<b>Services, n.e.c.</b> -----	<b>24.1</b>	<b>7.0</b>

<sup>1</sup>Includes receipts information obtained from administrative records of other Federal agencies.

<sup>2</sup>Includes receipts information which was imputed based on historic company ratios or administrative records or on industry averages.

## Table E-2. Firms Exempt From Federal Income Tax

[Includes only establishments with payroll. For meaning of abbreviations and symbols, and for more information on reliability of data, see introductory text. For explanation of terms and comparability of 1987 and 1992 censuses, see appendix A]

SIC code	Kind of business or operation	Percent of revenue —		SIC code	Kind of business or operation	Percent of revenue —	
		From administrative records <sup>1</sup>	Estimated <sup>2</sup>			From administrative records <sup>1</sup>	Estimated <sup>2</sup>
	<b>Total</b> .....	<b>3.8</b>	<b>3.9</b>	<b>823, 4, 9</b>	<b>Selected educational services</b> .....	<b>21.0</b>	<b>14.0</b>
7032, 704	Camps and membership lodging .....	19.9	20.8	83	<b>Social services</b> .....	11.3	9.9
792, 7991 pt., 7997, 7999 pt., 84	Selected amusement, recreation, and related services .....	5.0	16.0	835	Child day care services .....	13.8	18.8
8011 pt.; 8021 pt.; 805, 6, 8, 9	<b>Selected health services</b> .....	.1	1.4	832, 3, 6, 9	Other social services .....	11.3	9.8
8011 pt., 8021 pt., 805	Clinics of doctors of medicine and dentists .....	.2	3.0	832	Individual and family social services .....	10.1	12.4
806	Hospitals .....	—	.3	833	Job training and vocational rehabilitation services .....	14.5	18.2
8062	General medical and surgical hospitals .....	—	.3	836	Residential care .....	8.6	7.9
8063, 9	Specialty hospitals .....	—	—	839	Social services, n.e.c. .....	13.4	5.6
808, 9	Other health services .....	1.5	13.6	<b>861, 2, 4, 9</b>	<b>Selected membership organizations</b> .....	<b>29.2</b>	<b>14.3</b>
8111 pt.	<b>Legal aid societies and similar legal services</b> .....	<b>1.7</b>	<b>6.5</b>	861	Business associations .....	30.5	11.1
				864	Civic, social, and fraternal associations .....	34.2	22.7
				862, 9	Other membership organizations .....	23.1	6.6
				<b>873, 4 ex.</b>	<b>Research, testing, and consulting services, except facilities support management services</b> .....	<b>5.6</b>	<b>2.7</b>
				<b>8744</b>			
				873	Research, development, and testing services .....	3.6	2.7
				874 ex.	Management and public relations services, except facilities support management services .....	14.0	2.9
				8744			

<sup>1</sup>Includes revenue information obtained from administrative records of other Federal agencies.

<sup>2</sup>Includes revenue information which was imputed based on historic company ratios or administrative records or on industry averages.

## Appendix F. Geographic Notes

---

### ARIZONA

**Apache Junction** is in Maricopa and Pinal Counties.

**Fountain Hills** was incorporated in December 1989.

**Litchfield Park** was incorporated in August 1987.

**Queen Creek** was incorporated in September 1989.

**Sedona** is in Coconino and Yavapai Counties; it was incorporated in January 1988.

# Appendix G.

## Establishments in Business Any Time During Year and Establishments in Business at End of Year for the State: 1992 and 1987

**Table G-1. Firms Subject to Federal Income Tax**

[Includes only establishments with payroll. For meaning of abbreviations and symbols, see introductory text. For explanation of terms and comparability of 1987 and 1992 censuses, see appendix A]

SIC code	Kind of business or operation	Establishments in business —			
		Any time during year		At end of year	
		1992	1987	1992	1987
	<b>Total</b> .....	<b>28 695</b>	<b>25 250</b>	<b>26 221</b>	<b>23 280</b>
<b>70 ex. 704</b>	<b>Hotels, rooming houses, camps, and other lodging places (except membership lodging)</b> .....	<b>921</b>	<b>833</b>	<b>836</b>	<b>786</b>
	Hotels and motels .....	749	699	681	663
7011	Hotels .....	311	270	285	256
7011 pt.	Hotels, 25 guestrooms or more .....	262	230	240	217
7011 pt.	Hotels, less than 25 guestrooms .....	49	40	45	39
7011 pt.	Motels, motor hotels, and tourist courts .....	438	429	396	407
7011 pt.	Motels, tourist courts .....	352	360	317	342
7011 pt.	Motor hotels .....	86	69	79	65
702, 3	Other lodging places .....	172	134	155	123
702	Rooming and boarding houses .....	20	23	18	21
703	Camps and recreational vehicle parks .....	152	111	137	102
<b>72</b>	<b>Personal services</b> .....	<b>2 867</b>	<b>2 655</b>	<b>2 536</b>	<b>2 390</b>
721	Laundry, cleaning, and garment services .....	791	640	702	578
7211	Power laundries, family and commercial* .....	14	19	14	18
7213	Linen supply* .....	18	18	18	16
7215	Coin-operated laundries and drycleaning .....	173	155	147	139
7216	Drycleaning plants, except rug cleaning* .....	291	252	267	232
7217	Carpet and upholstery cleaning .....	189	125	166	108
7218	Industrial launderers* .....	21	15	19	15
7212, 9	Other laundry, cleaning, and garment services* .....	85	56	71	50
722	Photographic studios, portrait .....	167	126	152	116
723, 4	Beauty and barber shops .....	1 463	1 499	1 301	1 351
723	Beauty shops .....	1 377	1 382	1 220	1 241
724	Barber shops .....	86	117	81	110
725	Shoe repair shops and shoeshine parlors .....	41	41	34	39
726	Funeral service and crematories .....	106	101	98	95
729	Miscellaneous personal services .....	299	248	249	211
7291	Tax return preparation services .....	115	98	93	82
7299	Miscellaneous personal services, n.e.c. .....	184	150	156	129
<b>73</b>	<b>Business services</b> .....	<b>5 106</b>	<b>4 180</b>	<b>4 569</b>	<b>3 818</b>
731	Advertising .....	268	236	236	224
7311	Advertising agencies .....	194	183	180	175
7312	Outdoor advertising services .....	18	19	17	16
7313	Radio, television, publishers' advertising representatives .....	15	13	12	12
7319	Advertising, n.e.c. .....	41	21	27	21
732	Consumer credit reporting agencies, mercantile reporting agencies, and adjustment and collection agencies .....	138	98	121	94
7322	Adjustment and collection services .....	104	75	93	72
7323	Credit reporting services .....	34	23	28	22
733	Mailing, reproduction, commercial art and photography, and stenographic services .....	526	436	478	411
7331	Direct mail advertising services .....	59	60	51	55
7334	Photocopying and duplicating services .....	91	86	82	81
7335, 6	Commercial photography, art, and graphics .....	234	175	217	167
7335	Commercial photography .....	53	47	49	44
7336	Commercial art and graphic design .....	181	128	168	123
7338	Secretarial and court reporting services .....	142	115	128	108
734	Services to dwellings and other buildings .....	1 075	882	956	791
7342	Disinfecting and pest control services .....	278	236	262	217
7349	Building cleaning and maintenance services, n.e.c. .....	797	646	694	574
735	Miscellaneous equipment rental and leasing .....	414	445	379	406
7352	Medical equipment rental and leasing .....	49	38	44	32
7353	Heavy construction equipment rental and leasing .....	82	106	77	98
7359	Equipment rental and leasing, n.e.c. .....	283	301	258	276
736	Personnel supply services .....	479	391	430	352
7361	Employment agencies .....	164	169	141	156
7363	Help supply services .....	315	222	289	196

See footnotes at end of table.



**Table G-1. Firms Subject to Federal Income Tax — Con.**

[Includes only establishments with payroll. For meaning of abbreviations and symbols, see introductory text. For explanation of terms and comparability of 1987 and 1992 censuses, see appendix A.]

SIC code	Kind of business or operation	Establishments in business —			
		Any time during year		At end of year	
		1992	1987	1992	1987
<b>73</b>	<b>Business services — Con.</b>				
737	Computer programming, data processing, and other computer related services -----	866	536	796	493
7371, 2, 3	Computer programming, prepackaged software, and integrated systems -----	508	297	474	274
7371	Computer programming services -----	327	201	304	187
7372	Prepackaged software -----	119	48	110	43
7373	Computer integrated systems -----	62	48	60	44
7374, 5, 6	Data processing services -----	126	108	117	100
7374, 5	Computer processing, information retrieval -----	122	104	114	96
7376	Computer facilities management services -----	4	4	3	4
7377, 8, 9	Computer rental and leasing, maintenance, and related services, n.e.c. -----	232	131	205	119
7377	Computer rental and leasing -----	15	23	15	22
7378	Computer maintenance and repair -----	82	45	77	41
7379	Computer related services, n.e.c. -----	135	63	113	56
738	Miscellaneous business services -----	1 340	1 156	1 173	1 047
7381, 2	Detective agencies and protective services -----	242	207	216	183
7381	Detective, guard, and armored car services -----	180	165	159	148
7382	Security systems services -----	62	42	57	35
7383	News syndicates -----	8	7	8	7
7384	Photofinishing laboratories* -----	112	129	107	124
7389	Business services, n.e.c. -----	978	813	842	733
7389 pt.	Sign painting shops -----	37	44	31	41
7389 pt.	Interior designing -----	75	66	61	60
7389 pt.	Telephone answering services -----	60	71	55	65
7389 pt.	Other business services -----	806	632	695	567
<b>75</b>	<b>Automotive repair, services, and parking -----</b>	<b>2 822</b>	<b>2 370</b>	<b>2 533</b>	<b>2 130</b>
751	Automotive rental and leasing, without drivers -----	172	175	163	164
7513	Truck rental and leasing, without drivers -----	69	60	67	57
7514, 5	Passenger car rental and leasing -----	92	100	85	92
7519	Utility trailer and recreational vehicle rental -----	11	15	11	15
752	Automobile parking -----	104	117	100	89
753	Automotive repair shops -----	2 095	1 746	1 874	1 586
7532	Top, body, and upholstery repair shops and paint shops -----	416	387	377	359
7532 pt.	Top and body repair shops -----	373	337	337	311
7532 pt.	Paint shops -----	43	50	40	48
7538	General automotive repair shops -----	1 171	917	1 045	834
7538 pt.	General automotive repair shops, except diesel -----	1 091	860	975	781
7538 pt.	Diesel repair shops -----	80	57	70	53
7533, 4, 6, 7, 9	Other automotive repair shops -----	508	442	452	393
7533	Automotive exhaust system repair shops -----	52	52	48	44
7534	Tire retreading and repair shops -----	31	18	28	18
7536	Automotive glass replacement shops -----	94	78	72	69
7537	Automotive transmission repair shops -----	132	123	118	110
7539	Automotive repair shops, n.e.c. -----	199	171	186	152
7539 pt.	Radiator repair -----	60	62	55	57
7539 pt.	Brake, front end, and wheel alignment -----	46	61	44	55
7539 pt.	Automotive electrical and fuel system services -----	66	28	64	24
7539 pt.	Other automotive repair shops, n.e.c. -----	27	20	23	16
754	Automotive services, except repair -----	451	332	396	291
7542	Carwashes -----	236	188	205	159
7549	Automotive services, except repair and carwashes -----	215	144	191	132
<b>76</b>	<b>Miscellaneous repair services -----</b>	<b>1 102</b>	<b>968</b>	<b>1 003</b>	<b>894</b>
762	Electrical repair shops -----	365	292	337	271
7622	Radio and television repair shops -----	88	92	77	86
7623, 9	Other electrical and electronic repair shops -----	277	200	260	185
7623	Refrigeration and air-conditioning service and repair shops -----	65	58	60	53
7629	Electrical and electronic repair shops, n.e.c. -----	212	142	200	132
763	Watch, clock, and jewelry repair -----	21	20	21	19
764	Reupholstery and furniture repair -----	119	130	103	120
769	Miscellaneous repair and related services -----	597	526	542	484
7692	Welding repair -----	58	63	52	58
7694	Armature rewinding shops -----	39	42	38	40
7699	Repair shops and related services, n.e.c. -----	500	421	452	386
<b>78, 79, 84</b>	<b>Amusement and recreation services, including motion pictures and museums -----</b>	<b>1 388</b>	<b>1 135</b>	<b>1 259</b>	<b>1 035</b>
781, 2	Motion picture production, distribution, and services -----	105	65	98	59
783	Motion picture theaters -----	97	83	89	79
7832	Motion picture theaters, except drive-in -----	91	76	83	72
7833	Drive-in motion picture theaters -----	6	7	6	7
784	Video tape rental -----	280	262	251	244
792	Theatrical producers (except motion picture), bands, orchestras, and entertainers -----	87	59	78	53
7922	Theatrical producers (except motion picture) and miscellaneous theatrical services -----	38	27	32	25
7929	Bands, orchestras, actors, and other entertainers and entertainment groups -----	49	32	46	28
793	Bowling centers -----	65	64	62	59

See footnotes at end of table.

**G-2 APPENDIX G**

**SERVICE INDUSTRIES—GEOGRAPHIC AREA SERIES**

**Table G-1. Firms Subject to Federal Income Tax – Con.**

[Includes only establishments with payroll. For meaning of abbreviations and symbols, see introductory text. For explanation of terms and comparability of 1987 and 1992 censuses, see appendix A]

SIC code	Kind of business or operation	Establishments in business –			
		Any time during year		At end of year	
		1992	1987	1992	1987
<b>78, 79, 84</b>	<b>Amusement and recreation services, including motion pictures and museums—Con.</b>				
79 ex. 792, 3, 84	Commercial sports and other amusement and recreation services, including museums .....	754	602	681	541
794	Commercial sports .....	60	42	53	37
7941	Professional sports clubs, managers, promoters .....	24	10	22	8
7948	Racing, including track operation .....	36	32	31	29
79 ex. 792, 3, 4; 84	Other amusement and recreation services, including museums .....	694	560	628	504
791	Dance studios, schools, and halls .....	65	61	61	56
7991	Physical fitness facilities .....	130	118	112	106
7992	Public golf courses .....	68	34	59	32
7993	Coin-operated amusement devices .....	56	54	53	48
7996	Amusement parks .....	13	10	11	9
7997	Membership sports and recreation clubs .....	87	80	84	75
7999, 84	Amusement and recreation services, including museums, n.e.c. ....	275	203	248	178
<b>80</b>	<b>Health services .....</b>	<b>7 108</b>	<b>6 459</b>	<b>6 706</b>	<b>6 132</b>
801	Offices and clinics of doctors of medicine .....	3 150	3 130	2 989	2 964
8011 pt.	Offices of doctors of medicine .....	3 048	3 019	2 895	2 863
8011 pt.	General medical clinics .....	102	111	94	101
802	Offices and clinics of dentists .....	1 522	1 394	1 447	1 335
803	Offices and clinics of doctors of osteopathy .....	317	262	299	249
804	Offices and clinics of other health practitioners .....	1 379	1 036	1 290	989
8041	Offices and clinics of chiropractors .....	622	471	578	447
8042	Offices and clinics of optometrists .....	189	185	181	181
8043	Offices and clinics of podiatrists .....	121	115	112	112
8049	Offices and clinics of health practitioners, n.e.c. ....	447	265	419	249
805	Nursing and personal care facilities .....	113	119	107	109
8051	Skilled nursing care facilities .....	87	83	84	75
8052	Intermediate care facilities .....	10	14	9	14
8059	Nursing and personal care facilities, n.e.c. ....	16	22	14	20
806	Hospitals .....	24	21	23	20
807, 8, 9	Other health services .....	603	497	551	466
807	Medical and dental laboratories .....	287	291	271	275
8071	Medical laboratories .....	137	137	128	131
8072	Dental laboratories .....	150	154	143	144
808	Home health care services .....	102	55	91	53
809	Miscellaneous health and allied services, n.e.c. ....	214	151	189	138
8092	Kidney dialysis centers .....	19	10	19	9
8093	Specialty outpatient facilities, n.e.c. ....	125	82	109	75
8099	Health and allied services, n.e.c. ....	70	59	61	54
<b>81</b>	<b>Legal services .....</b>	<b>2 082</b>	<b>1 890</b>	<b>1 941</b>	<b>1 743</b>
<b>823, 4, 9</b>	<b>Selected educational services .....</b>	<b>254</b>	<b>212</b>	<b>236</b>	<b>191</b>
823	Libraries .....	3	2	3	2
824	Vocational schools .....	97	84	93	78
829	Schools and educational services, n.e.c. ....	154	126	140	111
<b>83</b>	<b>Social services .....</b>	<b>956</b>	<b>648</b>	<b>862</b>	<b>594</b>
835	Child day care services .....	477	410	435	375
832, 3, 6, 9	Other social services .....	479	238	427	219
<b>87 ex. 8733</b>	<b>Engineering, accounting, research, management, and related services (except noncommercial research organizations) .....</b>	<b>3 869</b>	<b>3 593</b>	<b>3 535</b>	<b>3 283</b>
871	Engineering, architectural, and surveying services .....	1 129	1 177	1 040	1 081
8711	Engineering services .....	688	678	640	622
8712	Architectural services .....	326	391	293	363
8713	Surveying services .....	115	108	107	96
872	Accounting, auditing, and bookkeeping services .....	1 395	1 201	1 287	1 097
873 ex. 8733	Research, development, and testing services (except noncommercial research organizations) .....	200	200	182	177
8731	Commercial physical and biological research .....	52	52	47	43
8732	Commercial economic, sociological, and educational research .....	77	96	67	84
8734	Testing laboratories .....	71	52	68	50
874	Management and public relations services .....	1 145	1 015	1 026	928
8741	Management services .....	324	330	289	304
8742	Management consulting services .....	561	453	499	409
8743	Public relations services .....	67	97	62	89
8744	Facilities support management services .....	12	5	12	5
8748	Business consulting services, n.e.c. ....	181	130	164	121
<b>89</b>	<b>Services, n.e.c. ....</b>	<b>220</b>	<b>307</b>	<b>205</b>	<b>284</b>

## Table G-2. Firms Exempt From Federal Income Tax

[Includes only establishments with payroll. For meaning of abbreviations and symbols, see introductory text. For explanation of terms and comparability of 1987 and 1992 censuses, see appendix A]

SIC code	Kind of business or operation	Establishments in business —			
		Any time during year		At end of year	
		1992	1987	1992	1987
	<b>Total .....</b>	<b>2 636</b>	<b>2 020</b>	<b>2 517</b>	<b>1 942</b>
<b>7032, 704</b>	<b>Camps and membership lodging .....</b>	<b>32</b>	<b>33</b>	<b>31</b>	<b>32</b>
<b>792, 7991 pt., 7997, 7999 pt., 84</b>	<b>Selected amusement, recreation, and related services .....</b>	<b>196</b>	<b>139</b>	<b>194</b>	<b>136</b>
792	Theatrical producers (except motion picture), bands, orchestras, and entertainers .....	47	24	46	24
7991 pt., 7997	Gymnasiums, athletic clubs, and membership sports and recreation clubs .....	96	71	96	69
7999 pt. 84	Fairs .....	12	10	12	10
	Museums, art galleries, and botanical and zoological gardens .....	41	34	40	33
<b>8011 pt.; 8021 pt.; 805, 6, 8, 9</b>	<b>Selected health services .....</b>	<b>356</b>	<b>250</b>	<b>342</b>	<b>242</b>
8011 pt., 8021 pt.	Clinics of doctors of medicine and dentists .....	55	41	55	38
805	Nursing and personal care facilities .....	70	45	66	44
806	Hospitals .....	76	75	76	75
808, 9	Other health services .....	155	89	145	85
808	Home health care services .....	12	7	10	7
809	Miscellaneous health and allied services, n.e.c. ....	143	82	135	78
<b>8111 pt.</b>	<b>Legal aid societies and similar legal services .....</b>	<b>31</b>	<b>26</b>	<b>30</b>	<b>26</b>
<b>823, 4, 9</b>	<b>Selected educational services .....</b>	<b>68</b>	<b>52</b>	<b>66</b>	<b>49</b>
<b>83</b>	<b>Social services .....</b>	<b>982</b>	<b>674</b>	<b>934</b>	<b>661</b>
835	Child day care services .....	103	83	96	80
832, 3, 6, 9	Other social services .....	879	591	838	581
<b>861, 2, 4, 9</b>	<b>Selected membership organizations .....</b>	<b>886</b>	<b>803</b>	<b>838</b>	<b>757</b>
861	Business associations .....	177	139	170	136
864	Civic, social, and fraternal associations .....	522	495	488	461
862, 9	Other membership organizations .....	187	169	180	160
<b>873, 4 ex. 8744</b>	<b>Research, testing, and consulting services, except facilities support management services .....</b>	<b>85</b>	<b>43</b>	<b>82</b>	<b>39</b>
873	Research, development, and testing services .....	58	38	57	35
8731	Commercial physical and biological research .....	6	7	6	7
8732	Commercial economic, sociological, and educational research .....	10	—	10	—
8733	Noncommercial research organizations .....	41	29	40	26
8734	Testing laboratories .....	1	2	1	2
874 ex. 8744	Management and public relations services, except facilities support management services .....	27	5	25	4

# Publication Program

## 1992 CENSUS OF SERVICE INDUSTRIES

Publications of the 1992 Census of Service Industries containing data on service industries establishments in the United States are described below. Publication order forms for specific reports may be obtained from any Department of Commerce district office or from Data User Services Division, Customer Services, Bureau of the Census, Washington, DC 20233-8300. The first results were issued in press releases. Final detailed statistics are issued in separate paperbound reports and compact disc-read only memory (CD-ROM).

### Final Reports

#### Geographic area series—52 reports (SC92-A-1 to -52)

A separate paperbound report containing data for establishments with payroll is published for each State, the District of Columbia, and the United States. For establishments of firms subject to Federal income tax, each State report presents general statistics on number of establishments, receipts, payroll, and employment, by varied service classifications, for the State, metropolitan areas (MA's), counties, and places with 350 service establishments or more, by kind of business. Greater kind-of-business detail is shown for larger areas. In addition, for places with 2,500 inhabitants or more and for all counties, statistics are provided on number of establishments and receipts for 10 major kind-of-business groups. For establishments of firms exempt from Federal income tax, each State report presents statistics on number of establishments, revenue, payroll, and employment by varied service classifications, for the State and MA's. Greater kind-of-business detail is shown for larger areas.

The United States Summary report presents data for the United States as a whole for establishments with payroll of firms subject to Federal income tax, as well as those exempt from Federal income tax, for detailed kind-of-business classifications. Statistics on number of establishments and receipts/revenue are also shown for States and MA's by kind of business.

For each State, the District of Columbia, and the United States, 1992 data are provided on receipts/revenue and employees per establishment and on receipts/revenue and payroll per employee. Comparative statistics showing percent changes in receipts/expenses and payroll between 1987 and 1992 also are shown.

#### Nonemployer statistics series—1 report (SC92-N-1)

This report includes data by kind of business for all establishments, establishments with payroll, and establishments without payroll for the United States and States. Also presented are statistics for establishments without payroll including number of establishments and receipts/revenue by varied service classifications for MA's.

Similar data for counties and places with 2,500 inhabitants or more are available on electronic media only.

#### Subject series—5 reports (SC92-S-1 to -5)

The *Establishment and Firm Size* report (SC92-S-1) presents data for establishments with payroll, based on size of establishment, size of company or firm, and legal form of organization. Establishment statistics are presented by receipts/revenue size and by employment size; statistics for firms, by receipts/revenue size (including concentration by largest firms), by employment size, and by number of establishments operated (single units and multiunits). Statistics are presented by kind of business on the number of establishments, receipts/revenue, payroll, and employment for the United States.

The *Capital Expenditures, Depreciable Assets, and Operating Expenses* report (SC92-S-2) presents data for firms with payroll for the United States by major kind of business. Operating expenses include annual payroll, supplemental labor costs, purchased services, etc. Receipts data also are provided.

Three other reports (*Hotels, Motels, and Other Lodging Places* (SC92-S-3), *Sources of Receipts or Revenue* (SC92-S-4), and *Miscellaneous Subjects* (SC92-S-5)) present data for the United States as a whole and, where feasible, for States and MA's.

### Electronic Media

All data included in the printed reports are available on CD-ROM. The CD-ROM's provide the same information found in the final reports as well as additional information not published in the final reports, such as ZIP Code statistics available from series SC92-Z, and nonemployer data for counties and places from series SC92-N. Electronic media products are available for users who wish to summarize, rearrange, or process large amounts of data. These products, with corresponding technical documentation, are sold by Data User Services Division, Customer Services, Bureau of the Census, Washington, DC 20233-8300.

## OTHER ECONOMIC CENSUS REPORTS

Data on retail trade, wholesale trade, financial, insurance, real estate, construction industries, manufactures, mineral industries, transportation, communications, utilities, enterprise statistics, minority-owned business enterprises, and women-owned businesses also are available from the 1992 Economic Census. A separate series of reports covers the census of outlying areas—Puerto Rico, Virgin Islands of the United States, Guam, and the Northern Marianas. Separate announcements describing these reports are available free of charge from Data User Services Division, Customer Services, Bureau of the Census, Washington, DC 20233-8300.