

**ESTIMATES OF WATERFOWL HARVEST,
HUNTING ACTIVITY, AND SUCCESS
IN THE UNITED STATES
1961-2001**


With Emphasis on the Mississippi Flyway

*Estimates Derived From the
U.S. Fish and Wildlife Service Waterfowl Harvest Survey*

compiled by

**David Fronczak
U.S. Fish and Wildlife Service
Division of Migratory Bird Management
Columbia, Missouri**

July 2003



Note to Users:

During 1961-2001, estimates of waterfowl harvest, hunting activity, and success in the United States were derived from the U.S. Fish and Wildlife Service's Waterfowl Harvest Survey, also known as the Mail-Questionnaire Survey. This was a two-part survey including: 1) a mail-questionnaire survey of individuals who purchased duck stamps with the intention of hunting waterfowl, and 2) a waterfowl parts-collection survey.

Beginning in 1999, a new survey, the Harvest Information Program, became fully operational nationwide. In this Program, the source of participants in the survey is lists of migratory bird hunters furnished by State Fish and Wildlife Agencies, the mail-questionnaire portion of the survey was re-designed, and both the mail-questionnaire and parts-collection portions of the survey were expanded to include some other species/groups of migratory game birds as well as waterfowl. The mail-questionnaire portion of the Waterfowl Harvest Survey, which was based on duck-stamp sales, was discontinued after the 2001 hunting season.

Since the source of participants and the design of the mail questionnaire in the Harvest Information Program are different from those in the previous Waterfowl Harvest Survey, the estimates of waterfowl harvest, hunting activity, and success derived from the two surveys are not comparable. Because of this, in 2003 the estimates for 1961-2001 derived from the previous survey were removed from the annually-updated compilation of data entitled "Waterfowl Harvest and Population Survey Data" and placed in a separate compilation entitled "Estimates of Waterfowl Harvest, Hunting Activity, and Success in the United States, 1961-2001, With Emphasis on the Mississippi Flyway".

CONTENTS

ATLANTIC FLYWAY

<i>Harvest Estimates:</i>	
All Ducks	1
Mallards	2
Black Ducks	3
Black Ducks (w/% change)	4
Green-winged Teal	5
Blue-winged Teal	6
Wood Duck	7
Canada Geese	8

MISSISSIPPI FLYWAY

Hunter Numbers	9
Hunter-days	10
Days per Hunter	11
Seasonal Bag per Hunter	12
Daily Bag per Hunter	13
Species Ranking	14
<i>Harvest Estimates:</i>	
All Ducks	15
Mallards	16
Black Ducks	17
Black Ducks (w/% change)	18
Gadwall	19
Wigeon	20
Green-winged Teal	21
Blue-winged Teal	22
Pintails	23
Wood Ducks (Regular Season)	24
Wood Ducks (All Seasons)	25
Redheads	26
Canvasbacks	27
Lesser Scaup	28
Ring-necked Ducks	29
Canada Geese	30
Snow Geese	31
Ross's Geese	32
White-fronted Geese	33
Mallard Age Ratios	34
Mallard Sex Ratios	35

CENTRAL FLYWAY

<i>Harvest Estimates:</i>	
All Ducks	36
Mallards	37
Gadwall	38
Green-winged Teal	39
Blue-winged Teal	40
Pintails	41
Redheads	42
Canvasbacks	43

PACIFIC FLYWAY

Harvest Estimates:

All Ducks	44
Mallards	45
Wigeon	46
Green-winged Teal	47
Northern Shoveler	48
Pintails	49
Redheads	50
Canvasbacks	51

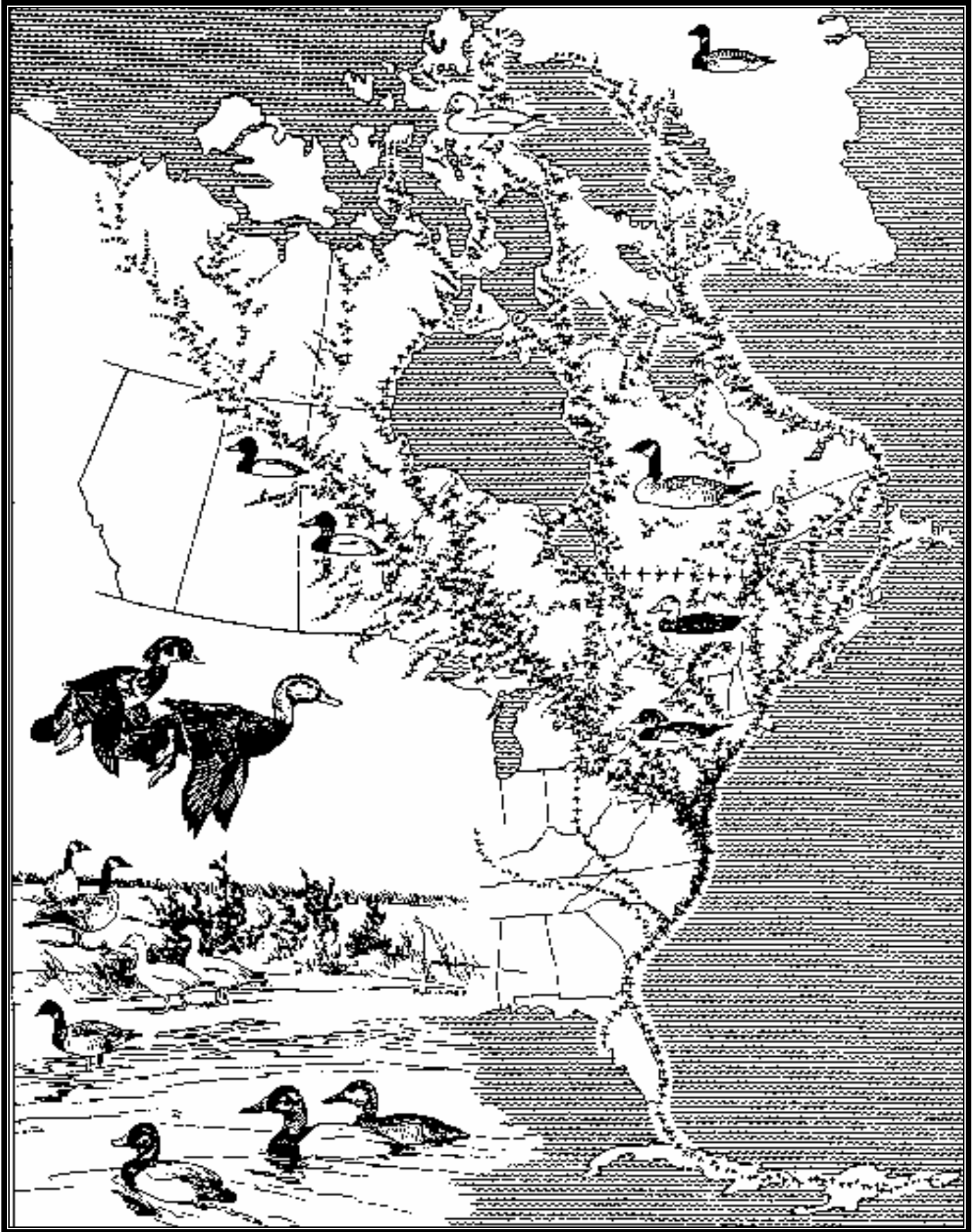
UNITED STATES

Harvest Estimates:

All Ducks	52
Mallards	53
Green-winged Teal	54
Blue-winged Teal	55
Pintails	56
Mallard/Black Duck Harvest Age Ratios	57

INTERNATIONAL

Black Duck Harvest Estimates-North America	58
North American Pond Estimates	59





AVERAGE DAYS PER ACTIVE ADULT WATERFOWL HUNTER IN THE MISSISSIPPI FLYWAY
(FWS WATERFOWL HARVEST SURVEY)

YEAR	MN	WI	MI	IA	IL	IN	OH	MO	KY	AR	TN	LA	MS	AL	MF	AVG
1961	3.33	6.83	5.29	6.87	6.64	5.61	5.79	5.68	6.60	5.93	5.99	5.80	5.07	5.04	5.66	
1962	5.75	7.22	5.14	6.75	6.42	5.08	5.99	5.03	5.03	7.26	5.49	6.29	5.98	6.72	6.11	
1963	5.97	6.35	5.64	7.69	6.61	5.01	6.62	5.67	5.15	6.94	6.05	7.37	6.45	7.07	6.36	
1964	6.42	6.97	5.95	7.67	6.32	5.96	6.58	5.64	6.78	8.45	6.56	7.90	6.57	6.24	6.77	
1965	6.69	7.57	5.66	7.99	6.81	5.51	6.54	6.45	7.09	9.05	7.33	8.31	6.22	6.60	7.10	
1966	6.15	6.57	6.06	8.75	8.13	5.72	6.23	6.90	6.87	9.20	7.57	9.13	5.86	7.03	7.18	
1967	6.38	7.12	6.59	8.91	7.61	5.53	7.11	6.06	6.84	7.97	7.02	7.75	6.15	5.82	7.05	
1968	5.51	6.98	5.88	7.20	6.71	5.37	6.45	6.83	6.19	6.73	6.25	6.15	5.38	6.65	6.26	
1969	6.99	7.83	6.30	8.36	6.72	5.55	6.58	6.91	8.31	7.67	6.76	8.25	6.75	5.59	7.20	
1970	6.72	8.36	6.66	8.73	8.74	6.90	7.51	7.75	8.09	8.90	8.89	11.19	7.73	7.18	8.14	
1971	7.25	7.86	6.84	9.14	8.10	7.40	6.88	7.81	8.12	10.00	8.88	8.85	6.87	6.69	7.91	
1972	7.59	8.05	7.13	10.12	8.93	7.95	7.14	6.93	7.63	9.04	8.12	8.56	7.03	6.26	8.02	
1973	6.55	8.61	6.77	8.23	8.86	6.26	7.78	6.31	8.01	9.78	8.99	9.36	6.97	7.15	7.89	
1974	6.97	8.33	7.20	8.74	8.47	7.52	7.80	8.00	7.56	10.14	9.24	8.58	8.08	7.09	8.08	
1975	7.50	8.14	6.91	8.98	9.61	7.85	8.10	9.30	8.26	9.82	9.39	9.69	9.09	8.50	8.47	
1976	6.83	7.86	7.75	7.91	8.71	8.78	8.07	7.31	7.59	9.74	10.77	9.47	9.25	8.22	8.25	
1977	7.10	7.53	6.98	8.81	10.69	8.13	7.38	8.10	8.58	11.03	8.97	9.63	8.25	9.01	8.40	
1978	7.83	8.35	7.20	8.89	11.13	9.12	7.35	8.04	8.50	9.47	11.31	9.54	8.20	8.62	8.72	
1979	8.39	8.57	7.72	11.19	11.37	9.62	8.04	8.41	10.52	10.44	10.40	9.14	8.95	10.13	9.18	
1980	7.51	9.01	7.87	9.36	9.91	8.95	8.13	8.35	9.79	11.20	9.81	9.57	9.34	9.77	8.91	
1981	7.56	8.39	8.32	10.35	11.29	8.70	8.37	8.97	10.07	10.78	10.64	9.27	9.53	9.43	9.05	
1982	7.48	9.02	9.58	10.32	10.65	9.66	8.01	8.04	9.63	11.02	11.20	10.55	8.52	8.98	9.29	
1983	7.22	8.10	8.93	9.13	10.00	9.20	7.55	8.05	7.50	9.79	10.98	9.98	8.26	8.98	8.72	
1984	7.44	7.97	8.87	8.51	9.20	9.07	9.40	8.01	8.30	10.14	10.35	9.67	9.43	8.78	8.69	
1985	6.78	7.33	7.75	8.64	9.07	9.78	8.48	7.57	8.13	10.50	8.75	9.07	7.99	8.54	8.14	
1986	6.98	7.07	8.06	8.74	9.10	8.67	8.94	7.88	9.90	10.66	9.75	9.35	7.63	8.68	8.28	
1987	6.71	7.08	7.70	8.12	9.22	9.09	8.42	8.21	9.65	10.02	9.20	9.30	7.39	8.80	8.12	
1988	6.31	5.67	7.63	7.61	9.09	9.35	8.75	8.13	8.22	8.43	8.85	7.52	6.69	7.09	7.42	
1989	6.32	6.25	8.13	7.66	8.85	8.23	8.59	7.75	8.34	8.77	8.95	8.73	6.83	8.24	7.65	
1990	6.76	6.77	7.83	7.66	9.15	7.73	7.49	8.58	8.19	9.68	10.29	8.60	6.30	7.18	7.84	
1991	6.68	7.43	7.82	9.21	9.99	9.10	8.90	8.73	8.81	10.56	10.39	8.51	6.99	7.49	8.27	
1992	7.15	7.12	7.79	8.73	10.12	9.20	10.15	8.25	8.45	11.07	9.61	9.32	7.63	7.92	8.48	
1993	7.17	6.32	7.27	8.37	9.70	9.25	9.12	8.11	9.43	10.49	11.04	9.32	7.95	7.97	8.24	
1994	7.49	7.39	8.92	9.48	10.47	9.28	9.55	9.78	9.51	12.45	10.90	11.35	8.79	7.36	9.20	
1995	7.87	7.58	8.73	10.15	11.10	10.51	8.66	10.09	12.17	12.13	12.07	12.68	11.24	8.77	9.79	
1996	8.13	7.75	8.80	10.08	11.43	9.48	9.39	11.01	12.09	14.73	13.25	13.75	11.06	10.36	10.43	
1997	8.32	7.93	9.73	10.29	12.11	10.62	10.54	11.24	12.40	15.31	13.98	13.25	13.69	10.14	10.85	
1998	8.13	6.85	9.62	10.67	11.77	8.75	10.02	12.19	11.74	13.79	12.97	12.31	11.08	11.36	10.34	
1999	8.97	7.55	9.18	10.06	11.12	10.74	10.45	12.17	13.62	16.02	14.39	13.40	9.18	8.91	10.93	
2000	7.78	7.51	8.30	10.80	9.84	10.14	9.71	10.93	11.74	12.73	13.17	13.49	12.74	11.42	10.30	
2001	8.66	7.81	9.46	10.66	12.30	10.56	10.65	13.38	12.53	13.67	12.77	14.21	10.32	11.78	11.10	
AVERAGES:																
61-65	5.63	6.99	5.54	7.39	6.56	5.43	6.30	5.69	6.13	7.53	6.28	7.13	6.06	6.33	6.40	
66-70	6.35	7.37	6.30	8.39	7.58	5.81	6.78	6.89	7.26	8.09	7.30	8.49	6.37	6.45	7.17	
71-75	7.17	8.20	6.97	9.04	8.79	7.40	7.54	7.67	7.92	9.76	8.92	9.01	7.61	7.14	8.07	
76-80	7.53	8.26	7.50	9.23	10.36	8.92	7.79	8.04	9.00	10.38	10.25	9.47	8.80	9.15	8.69	
81-85	7.30	8.16	8.69	9.39	10.04	9.28	8.36	8.13	8.72	10.45	10.38	9.71	8.75	8.94	8.78	
86-90	6.62	6.57	7.87	7.96	9.08	8.61	8.44	8.11	8.86	9.51	9.41	8.70	6.97	8.00	7.86	
91-95	7.27	7.17	8.11	9.19	10.28	9.47	9.28	8.99	9.67	11.34	10.80	10.24	8.52	7.90	8.80	
96-00	8.27	7.52	9.13	10.38	11.25	9.95	10.02	11.51	12.32	14.52	13.55	13.24	11.55	10.44	10.57	

AVERAGE SEASONAL DUCK BAG PER ACTIVE ADULT WATERFOWL HUNTER IN THE MISSISSIPPI FLYWAY
(FWS WATERFOWL HARVEST SURVEY)

YEAR	MN	WI	MI	IA	IL	IN	OH	MO	KY	AR	TN	LA	MS	AL	MF	AVG
1961	4.88	3.97	2.36	3.88	3.75	1.50	2.33	3.78	3.19	4.29	3.68	6.49	3.77	3.51		3.90
1962	4.20	3.24	2.49	2.09	2.32	1.07	2.36	1.20	1.55	6.35	1.83	6.53	5.34	4.27		3.27
1963	5.60	3.61	2.35	4.68	4.34	1.38	3.39	2.30	2.66	8.68	5.76	12.05	7.87	6.12		5.20
1964	7.34	4.52	3.00	6.21	4.20	2.62	3.14	3.30	4.10	9.19	5.56	12.06	5.35	3.83		6.10
1965	6.89	4.97	3.36	5.95	4.22	2.38	4.23	3.96	3.44	10.58	4.90	13.75	6.11	4.94		6.33
1966	6.63	5.52	4.13	7.37	6.57	3.07	3.96	4.39	3.36	11.23	6.75	14.60	6.61	5.49		7.18
1967	6.59	5.12	4.38	6.63	6.07	2.64	5.01	4.74	4.18	9.80	5.64	11.34	6.68	4.14		6.49
1968	4.40	3.13	2.50	2.61	2.93	2.23	3.29	2.89	2.10	5.89	3.45	6.35	4.86	3.17		3.79
1969	7.97	4.87	3.68	5.09	4.39	3.05	3.89	4.44	2.46	8.02	2.83	12.41	8.70	5.21		6.23
1970	5.95	4.19	3.19	5.97	6.09	3.66	4.02	5.70	5.17	11.60	8.16	18.25	10.40	5.56		7.18
1971	6.62	4.40	3.17	6.32	4.54	4.28	2.99	5.25	4.05	11.01	7.96	11.05	6.94	5.19		6.15
1972	6.74	4.37	4.41	6.35	5.35	4.17	3.83	4.02	5.13	8.17	6.64	12.23	7.85	4.60		6.28
1973	5.31	4.58	3.85	3.94	5.13	3.60	3.89	3.95	3.36	11.22	8.01	14.35	7.80	6.71		6.27
1974	5.76	5.18	4.53	4.29	4.37	4.16	3.33	4.92	4.28	11.60	8.52	12.85	10.24	5.31		6.46
1975	6.62	5.24	3.91	5.93	7.56	5.53	4.08	6.49	6.65	12.54	9.61	17.78	11.92	7.92		7.95
1976	5.38	5.14	6.14	4.95	5.96	7.10	4.34	4.16	4.57	13.01	8.54	17.38	13.82	9.36		8.03
1977	4.85	3.69	3.91	5.32	6.50	6.74	3.40	5.15	5.42	15.40	9.81	17.81	11.45	9.98		7.70
1978	7.59	4.72	5.08	6.70	7.33	6.35	3.55	4.92	4.68	12.02	9.93	18.03	9.01	8.24		8.42
1979	7.73	5.61	5.52	9.49	7.15	6.92	3.66	5.87	5.81	11.78	9.87	16.03	11.81	10.11		8.76
1980	6.06	5.35	5.62	6.58	6.44	6.02	3.82	5.47	4.17	14.71	10.01	16.47	13.00	10.92		8.45
1981	6.42	4.66	5.41	7.89	7.49	5.12	4.02	6.40	5.64	13.63	9.70	15.70	13.92	10.66		8.43
1982	6.44	4.88	6.09	9.60	6.66	5.35	4.32	5.89	4.03	10.23	9.11	15.33	8.80	7.64		8.10
1983	7.22	5.49	6.24	8.49	8.00	8.00	5.53	6.61	4.75	11.49	11.71	18.68	11.59	10.45		9.57
1984	8.07	5.92	7.01	7.54	6.76	6.96	4.83	6.84	5.05	13.04	8.06	18.04	9.90	7.77		9.29
1985	5.64	4.30	5.12	6.83	6.65	6.99	4.08	5.68	5.00	13.64	6.73	13.68	8.62	7.71		7.43
1986	6.30	4.02	4.78	7.29	6.22	4.70	3.88	5.28	4.16	10.85	7.21	13.99	8.21	6.88		7.20
1987	5.33	4.11	4.24	5.69	4.85	5.08	3.51	5.86	4.74	12.16	8.35	14.55	7.99	8.23		7.00
1988	3.46	2.63	3.28	4.47	3.24	3.93	2.84	3.49	2.75	7.97	6.25	8.23	6.43	6.45		4.46
1989	4.00	2.96	4.18	4.67	3.82	4.28	3.55	4.58	3.95	10.13	7.24	12.62	7.62	10.39		5.63
1990	4.06	2.73	3.97	4.90	4.39	3.78	3.41	4.70	4.11	11.00	7.52	10.80	6.20	6.21		5.34
1991	5.14	3.21	4.30	6.78	5.33	4.95	3.21	5.47	3.69	10.41	7.48	9.60	7.46	6.25		5.75
1992	5.33	3.64	3.91	5.12	4.96	4.01	3.88	4.72	3.40	10.05	7.44	12.62	8.74	6.74		6.10
1993	4.95	3.26	4.03	4.69	4.31	4.70	3.77	4.89	4.55	11.17	9.84	11.38	10.06	7.29		5.99
1994	5.04	3.58	4.38	5.97	4.99	4.17	3.58	6.40	5.49	15.29	9.13	14.90	11.75	6.39		6.98
1995	6.63	4.28	5.69	8.19	6.31	6.30	4.71	8.81	8.09	19.51	14.89	27.03	20.05	10.61		10.68
1996	6.85	4.63	5.31	7.91	6.90	5.72	4.72	8.89	10.38	20.80	16.46	24.38	17.42	12.50		10.82
1997	6.97	4.28	6.20	8.29	6.96	5.77	4.92	10.42	8.86	23.45	16.45	25.00	18.75	12.17		11.30
1998	6.57	4.03	5.94	9.93	9.64	5.45	4.92	13.87	11.59	21.86	18.15	25.84	16.65	14.04		11.93
1999	6.78	4.55	5.68	7.17	7.78	7.44	5.32	11.88	11.21	27.99	17.84	27.07	15.73	12.47		12.51
2000	6.35	4.30	5.57	8.18	8.19	5.73	4.89	13.08	9.98	21.55	18.60	26.19	24.08	16.59		12.33
2001	7.16	4.53	5.58	8.63	8.32	5.68	4.86	12.62	8.42	14.44	14.13	22.97	10.48	10.65		10.53
AVERAGES:																
61-65	5.78	4.06	2.71	4.56	3.77	1.79	3.09	2.91	2.99	7.82	4.35	10.18	5.69	4.53		4.96
66-70	6.31	4.57	3.58	5.53	5.21	2.93	4.03	4.43	3.45	9.31	5.37	12.59	7.45	4.71		6.17
71-75	6.21	4.75	3.97	5.37	5.39	4.35	3.62	4.93	4.69	10.91	8.15	13.65	8.95	5.95		6.62
76-80	6.32	4.90	5.25	6.61	6.68	6.63	3.75	5.11	4.93	13.38	9.63	17.14	11.82	9.72		8.27
81-85	6.76	5.05	5.97	8.07	7.11	6.48	4.56	6.28	4.89	12.41	9.06	16.28	10.56	8.85		8.56
86-90	4.63	3.29	4.09	5.40	4.50	4.35	3.44	4.78	3.94	10.42	7.31	12.04	7.29	7.63		5.93
91-95	5.42	3.59	4.46	6.15	5.18	4.83	3.83	6.06	5.04	13.29	9.76	15.11	11.61	7.46		7.10
96-00	6.70	4.36	5.74	8.30	7.89	6.02	4.95	11.63	10.40	23.13	17.50	25.70	18.53	13.55		11.78

AVERAGE DAILY DUCK BAG PER ACTIVE ADULT WATERFOWL HUNTER IN THE MISSISSIPPI FLYWAY
(FWS WATERFOWL HARVEST SURVEY)

YEAR	MN	WI	MI	IA	IL	IN	OH	MO	KY	AR	TN	LA	MS	AL	MF AVG
1961	1.47	0.56	0.45	0.57	0.57	0.28	0.40	0.67	0.48	0.72	0.61	1.12	0.74	0.70	0.69
1962	0.73	0.45	0.48	0.31	0.36	0.21	0.39	0.24	0.31	0.88	0.33	1.04	0.89	0.64	0.54
1963	0.94	0.57	0.42	0.61	0.66	0.28	0.51	0.41	0.52	1.25	0.95	1.64	1.22	0.87	0.82
1964	1.14	0.65	0.50	0.81	0.67	0.44	0.48	0.59	0.61	1.09	0.85	1.53	0.81	0.61	0.90
1965	1.03	0.66	0.59	0.75	0.62	0.43	0.65	0.61	0.49	1.17	0.67	1.66	0.98	0.75	0.89
1966	1.08	0.84	0.68	0.84	0.81	0.54	0.64	0.64	0.49	1.22	0.89	1.60	1.13	0.78	1.00
1967	1.03	0.72	0.67	0.74	0.80	0.48	0.71	0.78	0.61	1.23	0.80	1.46	1.09	0.71	0.92
1968	0.80	0.45	0.43	0.36	0.44	0.42	0.51	0.42	0.34	0.88	0.55	1.03	0.90	0.48	0.61
1969	1.14	0.62	0.58	0.61	0.65	0.55	0.59	0.64	0.30	1.05	0.42	1.50	1.29	0.93	0.87
1970	0.89	0.50	0.48	0.68	0.70	0.53	0.54	0.74	0.64	1.30	0.92	1.63	1.35	0.77	0.88
1971	0.91	0.56	0.46	0.69	0.56	0.58	0.44	0.67	0.50	1.10	0.90	1.25	1.01	0.78	0.78
1972	0.89	0.54	0.62	0.63	0.60	0.52	0.54	0.58	0.67	0.91	0.82	1.32	1.12	0.73	0.78
1973	0.81	0.53	0.57	0.48	0.58	0.58	0.50	0.63	0.42	1.15	0.89	1.53	1.12	0.94	0.79
1974	0.83	0.62	0.63	0.49	0.52	0.55	0.43	0.62	0.57	1.14	0.92	1.50	1.27	0.75	0.80
1975	0.88	0.64	0.57	0.66	0.79	0.70	0.50	0.70	0.81	1.28	1.02	1.83	1.31	0.93	0.94
1976	0.79	0.65	0.79	0.63	0.68	0.81	0.54	0.57	0.60	1.34	0.79	1.84	1.49	1.14	0.97
1977	0.68	0.49	0.56	0.60	0.61	0.83	0.46	0.64	0.63	1.40	1.09	1.85	1.39	1.11	0.92
1978	0.97	0.57	0.71	0.75	0.66	0.70	0.48	0.61	0.55	1.27	0.88	1.89	1.10	0.95	0.97
1979	0.92	0.65	0.72	0.85	0.63	0.72	0.46	0.70	0.55	1.13	0.95	1.75	1.32	1.00	0.95
1980	0.81	0.60	0.72	0.70	0.65	0.67	0.47	0.65	0.43	1.31	1.02	1.72	1.40	1.11	0.95
1981	0.85	0.56	0.65	0.76	0.66	0.59	0.48	0.71	0.56	1.26	0.91	1.69	1.46	1.13	0.93
1982	0.86	0.54	0.64	0.93	0.63	0.55	0.54	0.73	0.42	0.93	0.81	1.45	1.03	0.85	0.87
1983	1.00	0.68	0.70	0.93	0.80	0.87	0.73	0.82	0.63	1.17	1.07	1.87	1.40	1.16	1.10
1984	1.08	0.74	0.79	0.89	0.74	0.77	0.51	0.85	0.61	1.29	0.78	1.86	1.05	0.89	1.07
1985	0.83	0.59	0.66	0.79	0.73	0.71	0.48	0.75	0.62	1.30	0.77	1.51	1.08	0.90	0.91
1986	0.90	0.57	0.59	0.83	0.68	0.54	0.43	0.67	0.42	1.02	0.74	1.50	1.08	0.79	0.87
1987	0.79	0.58	0.55	0.70	0.53	0.56	0.42	0.71	0.49	1.21	0.91	1.56	1.08	0.93	0.86
1988	0.55	0.46	0.43	0.59	0.36	0.42	0.32	0.43	0.33	0.95	0.71	1.09	0.96	0.91	0.60
1989	0.63	0.47	0.51	0.61	0.43	0.52	0.41	0.59	0.47	1.16	0.81	1.45	1.11	1.26	0.74
1990	0.60	0.40	0.51	0.64	0.48	0.49	0.46	0.55	0.50	1.14	0.73	1.26	0.98	0.86	0.68
1991	0.77	0.43	0.55	0.74	0.53	0.54	0.36	0.63	0.42	0.99	0.72	1.13	1.07	0.83	0.70
1992	0.75	0.51	0.50	0.59	0.49	0.44	0.38	0.57	0.40	0.91	0.77	1.35	1.15	0.85	0.72
1993	0.69	0.52	0.55	0.56	0.44	0.51	0.41	0.60	0.48	1.06	0.89	1.22	1.26	0.92	0.73
1994	0.67	0.48	0.49	0.63	0.48	0.45	0.38	0.65	0.58	1.23	0.84	1.31	1.34	0.87	0.76
1995	0.84	0.56	0.65	0.81	0.57	0.60	0.54	0.87	0.66	1.61	1.23	2.13	1.78	1.21	1.09
1996	0.84	0.60	0.60	0.78	0.60	0.60	0.50	0.81	0.86	1.41	1.24	1.77	1.58	1.21	1.04
1997	0.84	0.54	0.64	0.81	0.57	0.54	0.47	0.93	0.71	1.53	1.18	1.89	1.37	1.20	1.04
1998	0.81	0.59	0.62	0.93	0.82	0.62	0.49	1.14	0.99	1.59	1.40	2.10	1.50	1.24	1.15
1999	0.76	0.60	0.62	0.71	0.70	0.69	0.51	0.98	0.82	1.75	1.24	2.02	1.71	1.40	1.14
2000	0.82	0.57	0.67	0.76	0.83	0.57	0.50	1.20	0.85	1.69	1.41	1.94	1.89	1.45	1.20
2001	0.83	0.58	0.59	0.81	0.68	0.54	0.46	0.94	0.67	1.06	1.11	1.62	1.02	0.90	0.95
AVERAGES:															
61-65	1.06	0.58	0.49	0.61	0.58	0.33	0.49	0.50	0.48	1.02	0.68	1.40	0.93	0.71	0.77
66-70	0.99	0.63	0.57	0.65	0.68	0.50	0.60	0.64	0.48	1.14	0.72	1.44	1.15	0.73	0.86
71-75	0.86	0.58	0.57	0.59	0.61	0.59	0.48	0.64	0.59	1.12	0.91	1.49	1.17	0.83	0.82
76-80	0.83	0.59	0.70	0.71	0.65	0.75	0.48	0.63	0.55	1.29	0.95	1.81	1.34	1.06	0.95
81-85	0.93	0.62	0.69	0.86	0.71	0.70	0.55	0.77	0.57	1.19	0.87	1.68	1.20	0.99	0.98
86-90	0.69	0.50	0.52	0.67	0.50	0.51	0.41	0.59	0.44	1.09	0.78	1.37	1.04	0.95	0.75
91-95	0.74	0.50	0.55	0.67	0.50	0.51	0.41	0.66	0.51	1.16	0.89	1.43	1.32	0.94	0.80
96-00	0.81	0.58	0.63	0.80	0.70	0.60	0.49	1.01	0.85	1.59	1.29	1.94	1.61	1.30	1.11

RANKING OF THE FIVE MOST NUMERICALLY IMPORTANT SPECIES IN MISSISSIPPI FLYWAY
REGULAR-SEASON DUCK HARVESTS DURING 1961-2001 (FWS WATERFOWL HARVEST SURVEY)

Year	Rank Position*					Percent of Total Harvest	
	1	2	3	4	5	Mallard	Combined
1961	Mallard	L. Scaup	GW Teal	Wood Dk	Wigeon	50	79
1962	Mallard	Wood Dk	Ringneck	GW Teal	BW Teal	39	72
1963	Mallard	Wood Dk	BW Teal	GW Teal	L. Scaup	37	74
1964	Mallard	Wood Dk	Ringneck	GW Teal	L. Scaup	37	69
1965	Mallard	Wood Dk	L. Scaup	Ringneck	Gadwall	28	65
1966	Mallard	Wood Dk	GW Teal	Wigeon	L. Scaup	35	66
1967	Mallard	GW Teal	Wood Dk	Wigeon	Ringneck	38	67
1968	Mallard	Wood Dk	GW Teal	Ringneck	Wigeon	35	72
1969	Mallard	Wood Dk	GW Teal	BW Teal	Wigeon	33	66
1970	Mallard	Wood Dk	GW Teal	BW Teal	Gadwall	41	72
1971	Mallard	Wood Dk	BW Teal	GW Teal	L. Scaup	42	73
1972	Mallard	Wood Dk	GW Teal	L. Scaup	Gadwall	40	71
1973	Mallard	Wood Dk	L. Scaup	BW Teal	GW Teal	38	74
1974	Mallard	Wood Dk	GW Teal	L. Scaup	BW Teal	44	75
1975	Mallard	Wood Dk	GW Teal	BW Teal	Ringneck	39	76
1976	Mallard	Wood Dk	GW Teal	Gadwall	L. Scaup	41	75
1977	Mallard	GW Teal	Wood Dk	Gadwall	L. Scaup	39	73
1978	Mallard	Wood Dk	GW Teal	Gadwall	BW Teal	37	74
1979	Mallard	Wood Dk	GW Teal	Gadwall	BW Teal	38	75
1980	Mallard	Wood Dk	GW Teal	Gadwall	Ringneck	41	76
1981	Mallard	Wood Dk	GW Teal	Gadwall	L. Scaup	39	75
1982	Mallard	Wood Dk	Gadwall	GW Teal	BW Teal	38	76
1983	Mallard	Wood Dk	BW Teal	Gadwall	GW Teal	36	77
1984	Mallard	Wood Dk	BW Teal	GW Teal	Gadwall	33	74
1985	Mallard	Wood Dk	GW Teal	L. Scaup	Ringneck	39	73
1986	Mallard	Wood Dk	GW Teal	BW Teal	Gadwall	39	75
1987	Mallard	Wood Dk	GW Teal	Gadwall	Ringneck	40	79
1988	Mallard	Wood Dk	GW Teal	Gadwall	L. Scaup	45	80
1989	Mallard	Wood Dk	GW Teal	Gadwall	Ringneck	42	81
1990	Mallard	Wood Dk	GW Teal	Gadwall	Ringneck	42	80
1991	Mallard	Wood Dk	Gadwall	GW Teal	Ringneck	42	80
1992	Mallard	Wood Dk	GW Teal	Gadwall	Ringneck	43	79
1993	Mallard	Wood Dk	GW Teal	Ringneck	Gadwall	45	81
1994	Mallard	Wood Dk	GW Teal	Gadwall	Ringneck	40	77
1995	Mallard	Gadwall	Wood Dk	GW Teal	BW Teal	38	76
1996	Mallard	Gadwall	Wood Dk	GW Teal	BW Teal	39	78
1997	Mallard	Gadwall	GW Teal	Wood Dk	BW Teal	38	76
1998	Mallard	GW Teal	Gadwall	Wood Dk	BW Teal	36	78
1999	Mallard	GW Teal	Gadwall	Wood Dk	BW Teal	39	83
2000	Mallard	Gadwall	GW Teal	Wood Dk	BW Teal	41	82
2001	Mallard	Gadwall	GW Teal	Wood Dk	Bw Teal	41	80
Average						39	75
Range						28-50	65-83
* Among the various rank positions, the species shown below under each position occurred in that position the indicated number of years during the 40-year period:							
1	2	3	4	5			
Mallard-41	Wood Dk-31 GW Teal- 4 Gadwall-5 L. Scaup-1	GW Teal-25 BW Teal- 5 Gadwall - 4 Wood Dk -3 L. Scaup-2 Ringneck- 2	Gadwall-13 GW Teal- 8 BW Teal- 6 Wood Dk- 6 Ringneck-3 L. Scaup- 3 Wigeon- 2	Ringneck-11 BW Teal- 10 L. Scaup- 8 Gadwall- 6 Wigeon- 3 GW Teal- 3			

ESTIMATES OF REGULAR-SEASON BLACK DUCK HARVESTS IN THE MISSISSIPPI FLYWAY (FWS WATERFOWL HARVEST SURVEY)

YEAR	MN	WI	MI	IA	IL	IN	OH	MO	KY	AR	TN	LA	MS	AL	MF TOTAL
1961	1,700	14,600	21,600	1,000	5,800	3,100	3,600	600	3,400	800	4,700	500	700	800	62,900
1962	2,800	11,400	15,700	300	3,500	1,500	3,700	100	1,600	200	3,600	1,100	800	1,700	48,000
1963	3,900	9,900	16,400	700	6,000	2,500	9,500	300	2,000	1,000	10,800	3,600	1,300	2,600	70,500
1964	4,800	24,300	23,800	1,500	7,800	4,100	8,700	600	4,600	1,200	8,900	3,800	1,000	1,900	97,000
1965	6,300	25,300	23,500	900	8,300	2,900	13,500	1,000	4,000	700	5,100	3,000	500	2,800	97,800
1966	6,500	20,200	24,400	1,700	9,400	5,300	14,500	1,300	3,700	2,900	11,000	8,100	2,600	3,100	114,700
1967	3,300	12,500	26,700	2,000	15,700	5,600	12,600	800	6,100	3,400	14,000	6,000	1,600	2,800	113,100
1968	3,500	9,400	11,700	600	5,400	5,600	8,900	1,200	4,000	1,300	9,100	1,400	3,800	2,400	68,300
1969	2,500	12,500	21,400	1,200	9,100	5,500	13,100	500	2,900	1,800	8,400	4,100	3,300	1,600	87,900
1970	4,900	11,000	21,600	1,300	8,000	6,000	16,600	1,400	12,100	3,100	19,200	9,300	1,700	3,400	119,600
1971	5,500	12,700	13,400	900	4,100	9,400	16,200	1,200	6,900	2,700	14,700	4,400	2,600	1,400	96,100
1972	7,400	20,200	25,100	800	7,700	5,700	20,700	0	8,500	300	12,700	3,300	2,700	2,800	117,900
1973	2,800	13,200	15,400	1,400	6,800	5,500	13,900	1,000	7,900	6,100	26,400	5,700	2,200	2,500	110,800
1974	2,300	17,800	23,800	700	6,400	8,200	7,900	1,200	6,000	3,500	10,000	2,200	1,700	1,600	93,300
1975	1,100	12,800	12,400	400	6,300	5,500	9,300	1,200	6,700	4,200	10,700	800	4,800	4,800	81,000
1976	400	8,400	16,300	1,100	8,800	6,300	12,400	800	6,200	5,500	13,800	2,300	6,900	8,600	97,800
1977	2,500	7,600	13,900	400	4,400	2,500	6,400	500	8,000	5,800	12,400	2,100	7,000	5,400	78,900
1978	1,000	7,700	16,600	300	5,700	4,000	5,800	300	7,000	4,100	9,100	5,000	4,500	3,500	74,600
1979	1,000	7,400	15,400	800	5,000	2,600	6,900	200	8,900	2,600	10,700	1,900	1,600	3,300	68,300
1980	2,800	15,900	14,800	600	6,800	3,700	7,400	400	6,100	2,700	13,000	2,000	3,000	7,900	87,100
1981	1,900	6,600	9,900	300	7,900	2,800	5,100	0	4,500	2,300	12,000	0	2,000	3,700	59,000
1982	4,100	6,000	9,000	400	4,600	2,500	4,300	500	2,800	1,000	10,900	0	800	1,500	48,400
1983	1,900	5,800	8,700	500	4,000	2,400	8,300	600	3,300	2,800	12,600	2,100	2,800	3,000	58,800
1984	1,800	5,800	12,100	600	3,700	2,100	5,200	0	3,800	1,600	10,000	500	3,700	3,000	53,900
1985	2,000	6,300	11,300	800	1,100	2,300	5,500	0	3,900	2,100	3,600	700	1,400	700	41,700
1986	500	6,000	7,100	500	3,100	1,400	6,700	200	1,900	900	5,400	1,400	700	1,600	37,400
1987	600	6,000	8,900	100	2,400	1,400	3,800	100	2,700	800	6,100	600	1,200	2,000	36,700
1988	700	2,400	8,600	200	1,900	1,500	3,400	0	1,900	300	5,800	200	500	1,600	29,000
1989	300	2,800	10,900	300	3,000	2,100	4,800	300	4,100	900	9,100	2,100	700	3,200	44,600
1990	500	2,300	9,800	100	2,900	2,100	4,000	100	4,000	1,100	3,000	1,200	200	1,000	32,300
1991	700	3,700	12,800	0	3,100	2,800	4,900	500	3,200	1,000	5,300	700	500	1,700	40,900
1992	700	4,500	14,100	400	2,600	2,700	4,400	0	2,100	1,100	3,400	200	700	1,100	38,000
1993	1,100	4,400	12,600	300	2,600	2,800	4,800	200	3,600	600	5,700	0	800	1,700	41,200
1994	800	3,700	6,700	200	1,800	2,300	4,100	TR**	2,200	1,900	2,900	0	400	1,600	28,600
1995	500	3,600	13,600	0	3,400	2,200	6,800	1,000	3,400	400	5,400	700	400	700	42,100
1996	1,100	3,000	8,700	200	2,000	3,900	4,900	300	3,100	800	6,100	0	0	700	34,800
1997	400	2,900	11,600	0	2,300	1,500	6,800	100	3,000	3,900	6,600	600	700	800	41,200
1998	600	4,500	15,500	300	3,200	3,700	5,600	600	7,100	2,400	7,500	800	1,500	2,400	55,700
1999	200	2,800	11,800	0	1,800	2,600	4,700	100	5,900	3,800	6,300	2,700	600	600	43,900
2000	600	2,400	11,600	0	2,400	2,800	3,900	300	4,400	1,100	10,200	1,500	0	10,800	52,000
2001	200	1,900	7,500	300	400	3,700	3,700	0	2,200	1,800	3,400	0	0	600	25,700
AVERAGES:															
61-65	3,900	17,100	20,200	880	6,280	2,820	7,800	520	3,120	780	6,620	2,400	860	1,960	75,240
66-70	4,140	13,120	21,160	1,360	9,520	5,600	13,140	1,040	5,760	2,500	12,340	5,780	2,600	2,660	100,720
71-75	3,820	15,340	18,020	840	6,260	6,860	13,600	920	7,200	3,360	14,900	3,280	2,800	2,620	99,820
76-80	1,540	9,400	15,400	640	6,140	3,820	7,780	440	7,240	4,140	11,800	2,660	4,600	5,740	81,340
81-85	2,340	6,100	10,200	520	4,260	2,420	5,680	220	3,660	1,960	9,820	660	2,140	2,380	52,360
86-90	520	3,900	9,060	240	2,660	1,700	4,540	140	2,920	800	5,880	1,100	660	1,880	36,000
91-95	760	3,980	11,960	180	2,700	2,560	5,000	425	2,900	1,000	4,540	320	560	1,360	38,160
96-00	580	3,120	11,840	100	2,340	2,900	5,180	280	4,700	2,400	7,340	1,120	560	3,060	45,520

** - TRace = Fewer than 50

DF 03/31/03

ESTIMATES OF REGULAR-SEASON REDHEAD HARVESTS IN THE MISSISSIPPI FLYWAY (FWS WATERFOWL HARVEST SURVEY)

YEAR	MN	WI	MI	IA	IL	IN	OH	MO	KY	AR	TN	LA	MS	AL	MF TOTAL
1961	0	300	500	200	0	TR*	100	200	0	0	0	500	0	0	1,800
1962	700	700	100	200	100	TR	0	0	0	0	100	200	0	100	2,200
1963	1,400	1,000	200	0	100	TR	100	200	100	0	0	1,100	0	200	4,400
1964	23,900	4,500	8,100	1,100	500	TR	800	1,100	100	200	500	3,300	1,200	1,300	46,600
1965	25,400	11,100	16,900	2,800	1,300	200	1,400	1,900	0	300	200	4,000	0	200	65,700
1966	32,900	12,500	26,900	4,100	3,400	100	1,100	2,700	TR	100	200	7,600	400	3,900	95,900
1967	37,500	6,900	30,000	2,100	4,400	600	2,200	2,900	0	0	500	1,900	800	1,700	91,500
1968	10,100	2,000	7,700	900	500	200	600	700	200	0	0	0	300	400	23,600
1969	50,000	6,600	13,600	3,700	2,700	500	1,500	2,200	200	0	0	5,900	0	1,000	87,900
1970	29,200	10,000	15,700	4,800	4,600	300	1,900	2,100	100	900	200	12,300	2,800	2,200	87,100
1971	38,600	16,100	12,500	3,900	1,800	600	700	5,100	300	400	0	3,000	0	1,100	84,100
1972	1,000	2,700	1,900	800	600	0	400	100	100	600	0	2,400	200	100	10,900
1973	400	5,200	3,100	1,400	1,300	400	1,200	200	200	1,000	200	1,900	300	300	17,100
1974	5,700	6,600	5,700	800	900	400	1,200	1,600	0	1,000	1,500	5,100	0	200	30,700
1975	13,600	9,200	7,200	2,300	3,000	1,900	1,400	2,200	800	800	400	2,700	300	1,400	47,200
1976	13,100	9,200	8,100	3,700	2,800	200	1,800	2,400	200	0	0	6,000	0	0	47,500
1977	10,900	5,700	1,600	1,300	1,900	400	1,000	1,000	0	700	200	2,700	400	400	28,200
1978	35,000	6,300	4,300	2,400	3,200	600	2,700	2,300	700	600	400	4,700	0	200	63,400
1979	38,600	8,800	9,300	4,700	5,000	2,100	800	2,200	200	300	800	11,900	2,100	800	87,600
1980	24,800	10,100	8,400	2,300	3,000	400	1,000	1,300	100	200	0	5,000	900	500	58,000
1981	20,100	4,000	7,700	800	4,400	100	1,500	800	0	0	300	3,500	0	300	43,500
1982	28,300	2,400	6,500	2,000	1,800	200	800	700	0	600	500	3,900	400	400	48,500
1983	28,500	4,300	10,500	1,900	3,100	400	1,100	1,600	TR	1,400	0	10,700	300	700	64,500
1984	26,300	4,000	6,800	1,700	3,100	300	700	1,400	0	1,700	300	3,400	200	1,200	51,100
1985	16,900	4,300	5,800	1,100	800	500	600	2,000	200	800	200	2,600	400	200	36,400
1986	19,900	4,700	7,200	1,200	1,800	500	400	1,300	100	1,200	200	2,100	0	300	40,900
1987	18,300	4,600	4,400	800	1,100	100	300	700	100	600	200	3,100	400	100	34,800
1988	3,300	400	900	500	700	100	300	200	0	0	100	800	0	0	7,300
1989	3,500	1,000	1,700	100	500	0	200	100	0	0	100	1,400	0	100	8,700
1990	5,000	1,800	2,600	100	300	0	500	400	0	200	200	1,800	100	TR	13,000
1991	11,300	3,500	2,000	1,000	3,700	100	100	900	0	0	0	1,800	100	0	24,500
1992	7,500	2,300	1,800	700	1,100	TR	300	600	0	100	500	1,100	TR	0	16,000
1993	11,600	3,200	4,400	1,000	1,400	200	400	TR	TR	700	400	2,800	0	100	26,200
1994	18,700	4,100	6,100	900	3,000	300	500	1,100	0	1,500	200	6,400	200	0	43,000
1995	20,200	4,100	10,500	2,800	2,600	800	900	1,800	400	900	0	18,200	0	800	64,000
1996	23,100	4,700	16,500	3,300	2,400	400	1,100	4,600	300	1,900	300	26,300	400	300	85,600
1997	27,800	7,800	10,000	2,000	2,800	0	900	4,400	0	6,000	1,300	15,300	1,200	700	80,200
1998	15,900	2,500	9,200	1,700	4,400	200	500	1,700	100	5,500	2,200	23,400	200	2,200	69,700
1999	18,900	4,800	10,100	1,400	3,100	700	900	2,600	0	2,100	0	22,600	300	700	68,200
2000	10,600	3,700	10,200	500	4,200	200	300	2,200	600	600	0	6,400	700	0	40,200
2001	14,800	5,100	8,900	2,900	1,200	1,500	600	1,300	0	1,500	400	6,100	400	0	44,700
AVERAGES:															
61-65	10,280	3,520	5,160	860	400	200	480	680	40	100	160	1,820	240	360	24,140
66-70	31,940	7,600	18,780	3,120	3,120	340	1,460	2,120	125	200	180	5,540	860	1,840	77,200
71-75	11,860	7,960	6,080	1,840	1,520	660	980	1,840	280	760	420	3,020	160	620	38,000
76-80	24,480	8,020	6,340	2,880	3,180	740	1,460	1,840	240	360	280	6,060	680	380	56,940
81-85	24,020	3,800	7,460	1,500	2,640	300	940	1,300	50	900	260	4,820	260	560	48,800
86-90	10,000	2,500	3,360	540	880	140	340	540	40	400	160	1,840	100	125	20,940
91-95	13,860	3,440	4,960	1,280	2,360	350	440	1,100	100	640	220	6,060	75	180	34,740
96-00	19,260	4,700	11,200	1,780	3,380	300	740	3,100	200	3,220	760	18,800	560	780	68,780

* - TRace = Fewer than 50

ESTIMATES OF REGULAR-SEASON CANVASBACK HARVESTS IN THE MISSISSIPPI FLYWAY (FWS WATERFOWL HARVEST SURVEY)

YEAR	MN	WI	MI	IA	IL	IN	OH	MO	KY	AR	TN	LA	MS	AL	MFTOTAL
1961	0	0	TR*	200	0	0	0	0	0	0	0	0	0	0	200
1962	0	0	0	0	0	0	0	0	0	0	0	TR	0	TR	TR
1963	0	0	0	0	0	0	0	0	0	0	100	0	100	0	200
1964	8,500	8,300	4,500	200	1,500	300	400	200	500	0	2,000	6,300	700	2,700	36,100
1965	9,600	15,400	8,500	2,500	2,900	300	1,500	1,400	200	500	700	3,200	0	2,800	49,500
1966	14,600	11,100	13,300	2,600	3,500	100	1,200	1,100	400	0	800	7,000	800	4,300	60,800
1967	6,200	10,300	8,700	1,800	8,800	100	800	1,000	800	0	400	4,000	1,000	2,300	46,200
1968	7,200	4,600	2,100	0	1,700	300	900	600	0	0	600	2,400	600	600	21,600
1969	7,800	5,500	6,600	1,000	700	0	800	1,000	0	400	800	700	1,100	500	26,900
1970	6,300	10,300	6,500	1,900	2,600	200	1,400	2,100	300	0	2,600	4,800	500	400	39,900
1971	9,700	8,100	6,700	2,000	500	100	600	300	400	2,000	2,400	1,800	0	700	35,300
1972	500	0	0	0	0	0	0	0	0	0	0	400	0	0	900
1973	200	2,100	300	1,000	1,200	0	500	0	1,700	1,600	5,000	700	200	200	14,500
1974	3,000	1,200	2,000	700	200	500	600	700	400	2,200	900	2,800	700	300	16,200
1975	4,500	1,700	4,300	1,400	200	3,400	900	200	400	1,700	2,300	8,500	200	800	30,500
1976	10,000	4,500	800	1,000	4,300	2,000	1,100	700	2,500	0	300	5,700	900	200	34,000
1977	5,200	1,900	1,700	900	900	300	900	400	900	2,500	0	7,600	900	600	24,700
1978	5,300	1,600	500	700	1,700	400	500	600	400	1,100	500	6,200	400	500	20,400
1979	11,400	2,400	1,800	900	4,200	600	200	400	500	0	800	14,400	1,200	500	39,300
1980	6,700	2,600	800	1,400	4,600	800	800	500	400	1,900	1,100	5,400	0	200	27,200
1981	5,400	3,100	400	1,400	900	200	500	400	700	1,900	400	3,800	400	500	20,000
1982	6,800	600	800	900	1,900	0	800	0	0	200	100	1,100	400	300	13,900
1983	9,700	2,200	1,200	1,200	3,000	300	900	900	600	800	0	8,900	400	900	31,000
1984	7,200	1,400	700	900	2,300	100	800	1,000	0	1,000	200	7,300	0	100	23,000
1985	10,200	2,400	1,800	1,100	700	300	500	1,300	300	800	700	3,000	0	100	23,200
1986	0	200	0	0	0	0	0	100	0	0	0	300	0	0	600
1987	0	200	0	0	0	0	0	0	100	0	0	300	200	0	800
1988	0	0	0	0	0	0	0	0	0	0	0	100	0	0	100
1989	300	100	0	0	0	0	0	0	TR	0	0	100	0	0	500
1990	0	0	0	0	0	100	0	0	0	0	0	200	0	100	400
1991	0	0	100	0	0	0	0	0	0	0	0	100	0	0	200
1992	100	0	100	0	0	0	0	100	0	0	0	0	0	0	300
1993	100	0	0	100	0	0	0	0	0	0	0	0	0	0	200
1994	11,100	6,800	2,400	600	2,800	200	400	700	0	800	500	4,200	800	100	31,400
1995	18,600	5,600	5,200	3,000	3,100	0	900	1,900	800	0	1,300	18,900	0	800	60,100
1996	13,500	4,300	5,100	1,100	3,300	100	500	1,500	400	300	1,500	16,900	0	1,100	49,600
1997	19,600	7,100	2,700	2,500	5,900	300	900	1,200	0	800	1,600	17,100	0	0	59,700
1998	7,800	3,200	2,500	1,500	4,400	300	100	1,500	100	2,200	1,400	10,200	0	1,300	36,500
1999	9,500	4,100	4,400	100	5,000	0	800	600	100	200	800	14,400	0	0	40,000
2000	6,100	4,800	5,500	300	5,700	0	1,300	800	200	1,400	1,300	15,700	900	100	44,100
2001	3,500	2,100	900	1,700	0	0	200	0	0	300	300	1,300	0	200	10,500
AVERAGES:															
61-65	3,620	4,740	3,250	580	880	120	380	320	140	100	560	2,375	160	1,375	21,500
66-70	8,420	8,360	7,440	1,460	3,460	140	1,020	1,160	300	80	1,040	3,780	800	1,620	39,080
71-75	3,580	2,620	2,660	1,020	420	800	520	240	240	1,520	1,440	3,700	320	400	19,480
76-80	7,720	2,600	1,120	980	3,140	820	700	520	940	1,100	540	7,860	680	400	29,120
81-85	7,860	1,940	980	1,100	1,760	180	700	720	320	940	280	4,820	240	380	22,220
86-90	60	100	0	0	0	20	0	20	25	0	0	200	40	20	480
91-95	5,980	2,480	1,560	740	1,180	40	260	540	160	160	360	4,640	160	180	18,440
96-00	11,300	4,700	4,040	1,100	4,860	140	720	1,120	160	980	1,320	14,860	180	500	45,980

* - TRace = Fewer than 50

ESTIMATES OF ROSS'S GOOSE HARVESTS IN THE MISSISSIPPI FLYWAY (FWS WATERFOWL HARVEST SURVEY)

YEAR	MN	WI	MI	IA	IL	IN	OH	MO	KY	AR	TN	LA	MS	AL	MFTOTAL
1962	0	0	0	0	0	0	0	0	0	0	0	0	0	0	0
1963	0	0	0	0	0	0	0	0	0	0	0	0	0	0	0
1964	0	0	0	0	0	0	0	0	0	0	0	0	0	0	0
1965	0	0	0	0	0	0	0	0	0	0	0	0	0	0	0
1966	0	0	0	0	0	0	0	0	0	0	0	0	0	0	0
1967	0	0	0	0	0	0	0	0	0	0	0	0	0	0	0
1968	0	0	0	0	0	0	0	0	0	0	0	0	0	0	0
1969	0	0	0	0	0	0	0	0	0	0	0	0	0	0	0
1970	0	0	0	0	0	0	0	0	0	0	0	0	0	0	0
1971	0	0	0	0	0	0	0	0	0	0	0	0	0	0	0
1972	0	0	0	0	0	0	0	0	0	0	0	0	0	0	0
1973	0	0	0	0	0	0	0	0	0	0	0	0	0	0	0
1974	0	0	0	0	0	0	0	0	0	0	0	0	0	0	0
1975	0	0	0	0	0	0	0	0	0	0	0	0	0	0	0
1976	0	0	0	0	0	0	0	0	0	0	0	0	0	0	0
1977	0	0	0	0	0	0	0	0	0	0	0	0	0	0	0
1978	0	0	0	0	0	0	0	0	0	0	0	0	0	0	0
1979	0	0	0	0	0	0	0	0	0	0	0	0	0	0	0
1980	0	0	0	0	0	0	0	0	0	0	0	0	0	0	0
1981	0	0	0	0	0	0	0	0	0	0	0	0	0	0	0
1982	0	0	0	0	0	0	0	171	0	0	0	4,125	0	0	4,296
1983	0	0	0	0	0	0	0	276	0	0	0	0	0	0	276
1984	0	0	0	0	0	0	0	0	0	0	0	0	0	0	0
1985	0	0	0	0	0	0	0	108	0	0	0	0	0	0	108
1986	0	0	0	0	0	0	0	705	0	0	0	0	0	0	705
1987	0	0	0	0	0	0	0	155	0	0	0	0	0	0	155
1988	0	0	0	0	0	0	0	0	0	0	0	568	0	0	568
1989	0	0	0	0	0	0	0	0	0	0	0	0	0	0	0
1990	0	0	0	0	0	0	0	44	0	0	0	977	0	0	1,021
1991	0	0	0	0	0	0	0	69	0	261	0	0	0	0	330
1992	0	0	0	0	0	0	0	0	0	240	0	0	0	0	240
1993	0	0	0	0	0	0	0	0	0	102	0	472	0	0	574
1994	0	0	0	0	130	0	0	0	0	528	0	2,153	0	0	2,811
1995	219	0	0	0	0	0	0	272	0	1,289	0	1,854	0	0	3,634
1996	0	0	0	191	0	0	0	462	0	4,518	0	3,066	0	0	8,237
1997	0	0	0	0	0	0	0	304	0	0	0	7,828	0	0	8,132
1998	0	0	0	242	0	0	0	1,974	0	5,070	0	1,260	0	0	8,546
1999	0	0	0	0	0	0	0	1,102	0	6,432	0	3,774	859	0	12,167
2000	0	0	0	0	301	0	0	355	0	1,651	0	5,733	0	0	8,040
2001	0	0	0	0	0	0	0	1,803	0	7,806	0	3,780	1,302	0	14,691
AVERAGES:															
62-65	0	0	0	0	0	0	0	0	0	0	0	0	0	0	0
66-70	0	0	0	0	0	0	0	0	0	0	0	0	0	0	0
71-75	0	0	0	0	0	0	0	0	0	0	0	0	0	0	0
76-80	0	0	0	0	0	0	0	0	0	0	0	0	0	0	0
81-85	0	0	0	0	0	0	0	111	0	0	0	825	0	0	936
86-90	0	0	0	0	0	0	0	181	0	0	0	309	0	0	490
91-95	44	0	0	0	26	0	0	68	0	484	0	896	0	0	1,518
96-00	0	0	0	87	60	0	0	839	0	3,534	0	4,332	172	0	9,024

ESTIMATES OF SNOW GOOSE HARVESTS IN THE MISSISSIPPI FLYWAY (FWS WATERFOWL HARVEST SURVEY)

YEAR	MN	WI	MI	IA	IL	IN	OH	MO	KY	AR	TN	LA	MS	AL	MFTOTAL
1962	6,400	900	800	12,200	1,200	300	600	1,400	0	600	0	12,900	0	0	37,300
1963	10,600	2,100	0	10,400	2,500	200	0	8,000	0	1,300	0	25,700	TR*	0	60,800
1964	9,100	5,100	10,300	8,500	2,500	1,500	200	7,300	0	0	0	45,000	300	0	89,800
1965	14,100	2,100	1,700	26,300	2,400	200	700	7,600	0	700	0	37,500	1,100	100	94,500
1966	6,100	1,700	1,600	17,600	4,800	500	300	22,800	100	1,000	0	95,500	700	100	152,800
1967	20,200	1,600	1,600	16,800	1,800	200	400	8,000	0	1,500	500	59,700	1,400	0	113,700
1968	4,200	600	400	10,800	1,800	400	100	13,500	100	300	0	33,100	500	300	66,100
1969	26,000	20,000	17,300	43,200	4,900	3,700	4,400	19,300	500	500	0	61,300	3,800	0	204,900
1970	16,000	4,500	1,200	48,300	3,800	500	200	24,800	0	0	100	156,000	2,000	1,000	258,400
1971	22,800	8,400	3,100	46,100	3,200	400	100	27,400	0	2,300	0	45,800	0	100	159,700
1972	16,500	2,200	1,200	39,400	1,700	300	0	13,100	100	1,800	0	32,300	700	0	109,300
1973	8,100	5,800	2,600	32,500	4,700	500	500	20,500	0	700	900	75,200	600	400	153,000
1974	37,600	9,200	3,000	45,100	5,800	0	400	25,500	800	1,800	100	42,100	1,500	200	173,100
1975	14,700	5,700	300	41,200	2,500	200	500	32,900	0	3,500	700	62,900	2,400	200	167,700
1976	5,600	1,900	900	17,000	2,200	0	300	10,800	100	2,700	1,900	58,600	200	300	102,500
1977	7,400	1,700	1,100	29,100	400	0	100	19,500	300	3,800	0	62,500	500	400	126,800
1978	3,400	700	0	23,900	1,700	0	0	11,300	0	8,800	600	83,500	0	0	133,900
1979	39,700	4,000	2,400	43,200	3,600	2,000	0	15,400	0	5,300	0	47,700	2,300	0	165,600
1980	17,500	7,300	2,500	23,500	5,100	800	0	5,800	300	10,100	0	71,600	0	100	144,600
1981	10,300	2,600	1,600	23,100	4,300	0	200	10,100	100	9,200	0	46,800	1,800	800	110,900
1982	1,900	500	100	14,000	3,300	0	200	9,700	0	9,500	500	83,500	1,000	0	124,200
1983	1,300	0	0	16,500	1,000	200	0	22,800	500	5,400	0	137,700	1,700	200	187,300
1984	2,700	300	500	22,000	1,700	300	200	14,700	200	4,100	0	53,000	500	1,600	101,800
1985	5,600	300	600	8,500	1,100	300	400	14,900	0	15,500	0	52,000	0	0	99,200
1986	0	400	600	11,800	400	0	0	24,900	0	12,200	200	19,000	0	200	69,700
1987	7,900	200	100	3,600	500	0	0	7,500	0	8,700	600	27,300	0	0	56,400
1988	2,800	200	300	10,200	0	100	0	6,100	200	5,800	100	25,800	0	100	51,700
1989	8,200	2,500	700	4,400	400	200	0	10,600	200	14,400	200	55,100	400	0	97,300
1990	300	200	0	3,100	1,300	100	300	10,600	0	14,000	400	62,400	200	0	92,900
1991	5,800	400	600	8,100	700	0	200	12,700	0	35,000	300	46,600	500	0	110,900
1992	400	100	0	4,100	400	0	100	5,200	300	17,500	0	31,100	1,000	0	60,200
1993	5,800	2,000	400	9,600	400	0	0	6,000	0	13,900	0	32,700	1,100	0	71,900
1994	200	500	0	2,400	500	0	0	17,500	0	21,400	0	54,900	1,800	0	99,200
1995	400	200	300	5,200	3,600	0	0	14,400	1,200	97,700	400	60,500	7,500	0	191,400
1996	2,400	300	200	5,700	4,700	0	0	37,300	1,800	94,400	0	80,100	3,800	800	231,500
1997	1,400	600	500	15,600	9,200	0	0	43,800	400	52,300	300	106,300	6,300	2,400	239,100
1998	2,400	300	0	16,000	2,600	0	0	82,100	0	99,700	0	193,300	0	0	396,400
1999	1,800	900	0	13,400	600	0	0	18,400	0	132,100	900	138,800	10,300	0	317,200
2000	6,300	400	0	600	900	0	0	16,000	0	39,800	0	106,600	3,000	0	173,600
2001	2,500	200	300	4,000	0	0	0	33,200	1,200	48,700	0	74,500	2,800	300	167,700
AVERAGES:															
62-65	10,050	2,550	3,200	14,350	2,150	550	375	6,075	0	650	0	30,275	467	25	70,600
66-70	14,500	5,680	4,420	27,340	3,420	1,060	1,080	17,680	140	660	120	81,120	1,680	280	159,180
71-75	19,940	6,260	2,040	40,860	3,580	280	300	23,880	180	2,020	340	51,660	1,040	180	152,560
76-80	14,720	3,120	1,380	27,340	2,600	560	80	12,560	140	6,140	500	64,780	600	160	134,680
81-85	4,360	740	560	16,820	2,280	160	200	14,440	160	8,740	100	74,600	1,000	520	124,680
86-90	3,840	700	340	6,620	520	80	60	11,940	80	11,020	300	37,920	120	60	73,600
91-95	2,520	640	260	5,880	1,120	0	60	11,160	300	37,100	140	45,160	2,380	0	106,720
96-00	2,860	500	140	10,260	3,600	0	0	39,520	440	83,660	240	125,020	4,680	640	271,560

* - TRace = Fewer than 50

ESTIMATES OF WHITE-FRONTED GOOSE HARVESTS IN THE MISSISSIPPI FLYWAY (FWS WATERFOWL HARVEST SURVEY)

YEAR	MN	WI	MI	IA	IL	IN	OH	MO	KY	AR	TN	LA	MS	AL	MFTOTAL
1962	0	0	0	248	0	0	0	177	0	0	0	2,217	0	0	2,642
1963	0	41	0	195	0	0	0	803	0	0	0	6,350	0	0	7,389
1964	0	0	0	602	0	0	0	115	0	0	0	11,156	0	0	11,873
1965	655	0	0	0	0	0	0	0	0	0	0	21,583	0	0	22,238
1966	0	0	0	79	0	0	0	385	0	0	0	43,351	0	0	43,815
1967	373	0	0	469	0	0	0	0	146	0	0	20,270	0	0	21,258
1968	0	0	0	147	0	0	0	393	0	0	0	4,685	0	0	5,225
1969	0	0	0	1,183	0	266	0	254	0	0	0	36,767	0	0	38,470
1970	305	0	0	75	0	0	0	146	0	0	0	39,645	0	0	40,171
1971	237	0	0	0	0	0	0	0	0	0	0	19,286	0	0	19,523
1972	493	0	0	237	0	0	0	1,106	0	0	0	11,064	0	0	12,900
1973	0	0	0	714	201	0	0	166	0	674	0	31,072	166	371	33,364
1974	56	0	0	278	0	0	0	0	0	0	0	9,768	0	0	10,102
1975	2,610	0	0	375	267	0	0	2,000	0	268	0	23,762	0	0	29,282
1976	0	0	0	2,215	0	0	0	335	0	530	0	19,168	0	0	22,248
1977	715	0	0	954	0	0	0	0	0	0	0	16,991	0	0	18,660
1978	0	0	0	661	0	0	0	0	0	1,021	0	31,694	0	0	33,376
1979	0	0	139	421	0	0	0	279	0	0	0	23,619	4,661	0	29,119
1980	299	0	0	146	0	0	153	386	0	1,437	0	25,676	0	0	28,097
1981	0	198	0	0	0	0	0	202	0	420	0	93,172	879	0	94,871
1982	0	0	0	0	0	0	0	342	0	543	0	50,536	0	0	51,421
1983	501	159	0	0	111	0	0	527	0	1,576	0	58,772	0	0	61,646
1984	596	0	0	211	0	113	0	136	0	919	0	64,917	268	0	67,160
1985	0	75	0	424	0	0	0	670	0	1,382	0	44,261	0	0	46,812
1986	0	64	0	451	0	0	0	775	0	446	0	32,280	0	0	34,016
1987	0	0	0	0	0	0	0	155	0	426	0	31,567	0	0	32,148
1988	0	0	0	0	0	94	0	0	0	1,313	0	32,395	0	0	33,802
1989	0	0	0	88	0	0	118	626	177	1,765	0	44,881	0	0	47,655
1990	0	0	131	258	0	66	46	191	0	3,019	0	65,433	1,058	0	70,202
1991	0	0	0	307	0	0	0	133	0	7,034	0	64,725	0	0	72,199
1992	100	0	0	100	700	0	100	400	0	4,500	0	48,300	300	0	54,500
1993	0	0	0	0	0	100	0	300	0	2,300	0	38,800	500	0	42,000
1994	0	0	0	300	500	100	0	700	0	7,000	0	79,100	0	0	87,700
1995	0	0	0	300	1,500	0	0	0	800	12,300	0	52,400	1,000	300	68,600
1996	200	0	0	200	0	0	0	1,400	0	18,300	0	96,500	0	400	117,000
1997	0	0	0	400	3,100	300	0	2,100	0	22,500	300	82,200	11,000	500	122,400
1998	300	0	0	1,500	300	0	0	600	0	18,100	0	88,000	0	0	108,800
1999	1,100	0	0	300	0	0	0	5,400	200	40,700	0	96,900	1,700	0	146,300
2000	0	0	0	0	0	0	0	400	0	13,300	0	117,700	5,000	0	136,400
2001	0	0	0	0	100	0	0	2,100	1,200	11,900	0	58,700	1,300	300	75,600
AVERAGES:															
62-65	164	10	0	261	0	0	0	274	0	0	0	10,327	0	0	11,036
66-70	136	0	0	391	0	53	0	236	29	0	0	28,944	0	0	29,788
71-75	679	0	0	321	94	0	0	654	0	188	0	18,990	33	74	21,034
76-80	203	0	28	879	0	0	31	200	0	598	0	23,430	932	0	26,300
81-85	219	86	0	127	22	23	0	375	0	968	0	62,332	229	0	64,382
86-90	0	13	26	159	0	32	33	349	35	1,394	0	41,311	212	0	43,565
91-95	20	0	0	201	540	40	20	307	160	6,627	0	56,665	360	60	65,000
96-00	320	0	0	480	680	60	0	1,980	40	22,580	60	96,260	3,540	180	126,180

MALLARD HARVEST AGE RATIOS (IMM./AD.) IN THE MISSISSIPPI FLYWAY (FWS WATERFOWL HARVEST SURVEY)

YEAR	MN	WI	MI	IA	IL	IN	OH	MO	KY	AR	TN	LA	MS	AL	MF TOT.
1961	1.62	1.78	2.93	0.94	0.80	0.86	2.60	0.90	1.11	0.49	0.58	0.25	0.64	0.63	1.09
1962	2.31	2.76	3.22	1.50	0.99	1.09	2.63	0.74	0.77	0.65	0.98	0.67	0.81	0.71	1.46
1963	2.17	2.39	2.52	1.18	1.14	1.43	1.94	1.06	1.22	0.75	1.02	0.90	0.72	1.51	1.34
1964	2.16	2.66	2.70	1.36	0.93	1.09	1.70	0.92	0.58	0.70	0.70	0.75	0.57	0.77	1.17
1965	2.26	2.99	4.16	1.52	1.34	1.20	1.96	1.15	1.14	1.06	1.07	1.49	1.20	0.99	1.63
1966	2.59	2.29	2.17	1.54	1.23	1.54	1.85	1.31	0.68	0.82	1.02	1.68	0.84	0.73	1.50
1967	2.43	2.35	3.08	1.56	1.22	1.51	2.23	1.07	0.71	0.82	0.91	1.43	0.98	0.88	1.48
1968	2.28	3.15	4.71	1.12	0.75	1.02	2.06	0.66	0.96	0.39	0.87	0.54	0.64	0.97	1.10
1969	2.99	3.02	4.34	1.88	1.24	1.64	2.08	1.49	2.30	1.32	1.02	1.39	1.22	1.56	1.81
1970	2.83	3.29	2.74	1.24	0.89	1.02	1.69	0.90	0.97	0.74	1.06	1.09	0.75	0.81	1.19
1971	2.23	1.93	2.28	1.14	0.87	1.40	2.22	0.92	0.72	0.50	0.83	0.91	0.41	0.96	0.99
1972	1.71	2.36	2.62	0.71	0.93	1.35	1.67	0.53	0.93	0.51	0.76	0.50	0.37	0.67	0.96
1973	2.92	2.90	3.20	1.97	1.52	1.98	2.41	0.78	1.78	0.67	1.11	0.66	0.59	0.89	1.32
1974	4.55	5.25	4.22	2.65	2.19	2.81	2.08	1.44	2.06	1.19	1.23	1.31	0.67	0.97	1.92
1975	2.22	3.48	3.27	1.67	1.51	2.01	2.00	1.13	1.76	0.84	1.19	1.04	0.78	1.75	1.36
1976	2.80	2.19	2.97	1.72	1.65	1.35	2.14	1.13	1.61	0.90	1.31	1.03	0.51	1.06	1.26
1977	2.44	1.89	2.24	0.96	0.98	1.44	1.63	0.63	0.69	0.52	0.75	0.56	0.50	0.96	0.84
1978	2.20	1.72	1.82	1.54	1.33	1.54	1.77	1.09	1.63	0.81	1.36	0.75	0.46	1.06	1.15
1979	2.91	2.77	2.31	1.61	1.78	1.71	2.49	1.84	1.23	0.91	0.97	0.73	1.02	0.76	1.43
1980	2.19	2.88	2.79	1.12	1.25	1.74	1.51	0.73	1.85	0.61	1.17	0.47	0.34	0.56	0.92
1981	1.74	1.89	2.37	0.84	1.07	1.21	1.57	0.40	0.81	0.44	0.63	0.41	0.41	0.59	0.77
1982	2.21	3.06	1.97	1.08	1.38	1.83	2.02	0.66	0.94	0.59	1.04	0.66	0.93	1.01	1.13
1983	2.59	3.98	2.16	1.68	1.44	2.02	1.49	1.30	2.06	0.92	1.56	1.01	0.80	1.26	1.42
1984	2.38	2.57	2.29	1.58	1.74	1.37	1.74	1.07	1.17	0.83	1.07	0.52	0.75	1.12	1.26
1985	1.74	1.84	1.98	1.51	1.37	1.55	1.68	1.07	1.63	0.84	0.98	0.64	0.64	0.91	1.09
1986	2.53	2.23	2.18	2.12	1.63	1.19	1.55	1.26	1.53	1.16	1.27	0.58	0.49	0.90	1.34
1987	2.12	2.20	1.54	2.17	1.62	1.83	2.03	1.50	0.99	1.08	1.32	0.87	0.49	0.76	1.31
1988	1.54	1.87	1.93	1.13	1.48	1.95	1.43	0.67	1.63	0.49	0.96	0.48	0.53	0.85	0.96
1989	1.95	2.47	1.82	1.33	1.35	2.43	1.54	0.85	1.38	0.77	0.77	0.63	0.63	0.88	1.12
1990	1.40	1.22	1.63	1.28	1.16	1.31	1.31	0.74	1.05	0.61	0.98	0.66	0.63	0.83	0.95
1991	1.60	1.59	1.60	1.14	1.14	1.21	1.09	0.92	1.14	0.63	0.81	0.54	0.54	0.80	0.99
1992	0.99	1.25	1.15	0.88	0.79	0.83	1.13	0.55	0.82	0.64	0.84	0.66	0.48	0.70	0.82
1993	2.30	2.23	1.88	1.62	1.08	1.22	1.65	0.99	1.28	0.79	1.21	0.76	0.50	0.86	1.17
1994	1.69	2.40	1.57	1.52	1.25	1.07	1.51	1.10	1.06	0.80	0.84	0.72	0.65	0.67	1.07
1995	1.88	1.50	1.67	1.62	0.88	0.93	1.25	1.19	0.82	0.68	0.74	0.81	0.47	1.07	0.92
1996	2.27	2.12	1.70	1.53	1.24	0.97	1.17	0.81	1.33	0.77	0.82	0.67	0.71	0.38	1.02
1997	2.42	2.45	1.41	1.95	1.54	1.20	1.53	1.25	1.12	0.98	0.87	1.01	0.73	0.54	1.16
1998	2.57	2.94	1.59	1.87	0.91	0.91	1.08	0.76	0.66	0.59	0.59	0.58	0.39	0.46	0.81
1999	2.09	1.81	1.48	1.55	1.13	0.97	1.25	0.77	1.19	0.68	0.84	1.00	0.48	0.69	0.91
2000	1.80	1.28	0.98	1.12	0.73	0.70	1.00	0.60	0.95	0.53	0.65	0.51	0.38	0.57	0.65
2001	2.55	3.06	2.02	2.62	1.81	1.37	1.43	1.09	1.32	1.14	1.03	0.95	1.01	0.87	1.39
AVERAGES:															
61-65	2.10	2.52	3.11	1.30	1.04	1.13	2.17	0.95	0.96	0.73	0.87	0.81	0.79	0.92	1.34
66-70	2.62	2.82	3.41	1.47	1.07	1.35	1.98	1.09	1.12	0.82	0.98	1.23	0.89	0.99	1.42
71-75	2.73	3.18	3.12	1.63	1.40	1.91	2.08	0.96	1.45	0.74	1.02	0.88	0.56	1.05	1.31
76-80	2.51	2.29	2.43	1.39	1.40	1.56	1.91	1.08	1.40	0.75	1.11	0.71	0.57	0.88	1.12
81-85	2.13	2.67	2.15	1.34	1.40	1.60	1.70	0.90	1.32	0.72	1.06	0.65	0.71	0.98	1.13
86-90	1.91	2.00	1.82	1.61	1.45	1.74	1.57	1.00	1.32	0.82	1.06	0.64	0.55	0.84	1.14
91-95	1.69	1.79	1.57	1.36	1.03	1.05	1.33	0.95	1.02	0.71	0.89	0.70	0.53	0.82	0.99
96-00	2.23	2.12	1.43	1.60	1.11	0.95	1.21	0.84	1.05	0.71	0.75	0.75	0.54	0.53	0.91

HARVEST SEX RATIOS (M/F) OF ADULT MALLARDS IN THE MISSISSIPPI FLYWAY.
(FWS WATERFOWL HARVEST SURVEY)

YEAR	MN	WI	MI	IA	IL	IN	OH	MO	KY	AR	TN	LA	MS	AL	MF TOT.
1961	1.34	0.97	0.77	1.96	1.98	1.86	0.66	2.68	4.61	3.22	2.41	1.62	2.32	2.86	1.75
1962	0.90	0.78	0.97	1.17	2.42	2.09	2.14	3.15	3.17	4.19	2.72	2.01	2.67	2.18	1.66
1963	0.80	0.64	0.85	1.85	2.11	1.94	1.33	1.80	2.57	2.44	1.96	1.86	2.16	1.23	1.50
1964	1.13	1.18	0.95	2.26	2.12	2.66	2.13	2.96	3.90	2.87	2.60	2.23	2.58	2.59	2.05
1965	1.47	1.73	0.90	1.52	2.79	2.77	2.23	3.04	2.66	3.64	3.05	2.00	4.11	1.56	2.20
1966	1.02	0.90	0.91	2.06	1.67	2.00	1.52	2.10	3.51	2.78	2.71	1.94	1.67	2.06	1.75
1967	0.93	0.93	0.96	1.77	1.81	2.78	1.55	2.65	2.39	2.85	1.93	1.84	2.68	1.72	1.72
1968	1.01	0.81	0.67	2.02	2.26	3.15	1.59	2.35	2.30	3.21	3.11	2.59	2.77	4.55	2.07
1969	0.78	1.12	0.85	1.68	2.21	3.83	1.71	2.29	4.04	3.10	1.69	2.23	3.67	2.32	1.88
1970	0.78	0.91	0.84	2.11	3.69	2.25	1.31	2.47	2.84	2.67	1.90	1.56	2.97	1.13	1.99
1971	0.72	1.30	1.63	2.89	4.15	1.86	1.16	1.95	2.09	2.33	1.92	1.92	2.71	1.47	1.99
1972	1.36	1.22	0.69	3.32	4.00	2.45	1.08	2.08	1.88	2.70	2.46	1.98	2.77	2.66	2.14
1973	1.11	1.14	1.22	2.93	3.21	1.87	2.00	3.63	3.35	2.84	3.85	2.84	3.00	2.81	2.48
1974	0.63	0.64	1.25	1.68	2.63	2.40	1.19	4.37	3.59	3.68	3.30	3.58	3.14	1.66	2.43
1975	0.91	0.71	1.11	2.10	2.89	2.40	1.16	3.37	1.88	3.08	2.49	2.74	3.26	1.93	2.27
1976	1.06	0.69	0.83	1.70	2.38	3.29	2.03	2.52	2.06	3.27	2.31	2.03	2.78	2.10	2.09
1977	0.81	1.16	1.13	2.73	2.69	2.83	1.55	2.77	3.55	2.74	2.61	2.13	3.17	2.13	2.30
1978	1.12	1.15	1.50	1.77	2.68	3.09	1.37	2.98	2.00	3.28	2.52	2.05	3.39	1.94	2.19
1979	1.15	1.19	1.46	2.62	2.14	2.47	1.90	3.81	2.12	2.67	2.11	1.88	3.40	2.24	2.10
1980	1.01	0.67	1.63	2.60	2.48	2.90	1.13	2.95	1.38	3.05	2.43	2.17	3.50	1.93	2.27
1981	1.46	1.46	1.68	2.41	2.82	2.16	1.43	3.04	1.72	3.40	2.60	2.84	4.25	2.21	2.65
1982	1.32	0.81	1.88	2.22	2.35	2.99	1.74	3.43	4.13	3.41	1.86	3.20	5.40	2.24	2.53
1983	1.39	1.84	1.82	2.55	2.98	3.10	1.86	3.61	2.30	4.34	1.53	2.58	5.57	2.66	2.78
1984	1.39	0.99	2.05	3.15	2.29	3.52	1.92	3.62	3.27	3.90	2.81	3.35	3.22	1.85	2.64
1985	1.40	1.20	2.76	2.05	2.97	3.52	3.18	3.54	2.48	5.36	3.57	4.72	3.37	1.96	3.26
1986	1.50	1.64	4.14	3.48	4.53	4.05	2.09	4.75	2.15	4.27	2.05	3.69	4.62	2.28	3.22
1987	1.19	1.72	2.81	4.06	3.21	3.31	2.96	3.37	3.05	3.67	2.51	3.48	4.15	3.38	2.91
1988	1.47	1.69	1.94	2.90	2.77	4.36	2.42	4.22	4.45	3.73	2.36	3.28	3.58	3.37	2.87
1989	1.22	1.62	2.01	2.70	3.90	3.09	2.61	4.71	1.95	3.32	2.52	3.05	3.65	2.57	2.73
1990	1.33	1.66	2.20	4.01	3.75	3.68	1.88	4.82	3.26	4.80	3.39	3.92	4.87	2.81	3.15
1991	1.39	1.76	1.98	4.04	3.46	4.02	3.50	4.53	3.06	4.87	4.59	5.15	5.06	3.28	3.29
1992	1.97	1.64	2.20	4.95	3.92	3.32	3.02	4.99	2.82	4.87	3.89	4.00	4.59	3.04	3.26
1993	1.35	1.49	2.35	2.62	4.65	2.93	2.45	6.39	2.16	6.17	4.52	5.91	5.45	2.92	3.75
1994	1.84	2.12	2.07	3.93	4.09	3.38	3.04	4.67	2.67	5.60	3.87	4.29	7.57	2.77	3.91
1995	1.95	2.10	2.49	3.04	5.59	5.16	2.69	3.81	3.57	4.13	4.98	3.33	4.67	4.74	3.66
1996	2.27	1.59	2.54	3.80	4.43	6.66	3.23	5.17	4.54	5.37	3.41	4.76	6.42	5.79	4.24
1997	1.37	1.44	2.46	2.90	4.26	3.08	2.62	6.00	5.13	3.26	3.78	2.66	3.98	3.38	3.09
1998	1.26	1.44	2.26	4.18	4.34	4.34	3.61	4.10	6.35	3.47	3.75	2.52	3.48	1.94	3.17
1999	1.22	1.75	2.93	2.40	2.81	2.21	3.66	3.95	2.86	3.04	2.99	2.02	3.66	1.73	2.70
2000	1.69	2.36	2.39	2.46	3.84	3.07	2.91	3.95	3.07	3.65	4.33	2.93	3.67	4.51	3.33
2001	2.20	2.59	3.48	2.91	4.98	4.79	4.38	5.62	2.34	4.24	3.61	3.49	3.97	3.23	3.85
AVERAGES:															
61-65	1.13	1.06	0.89	1.75	2.28	2.26	1.70	2.73	3.38	3.27	2.55	1.94	2.77	2.08	1.83
66-70	0.90	0.93	0.85	1.93	2.33	2.80	1.54	2.38	3.07	2.83	2.45	2.05	2.58	2.55	1.88
71-75	0.95	1.00	1.18	2.58	3.38	2.20	1.32	3.08	2.56	2.93	2.80	2.61	2.98	2.11	2.26
76-80	1.03	0.97	1.31	2.28	2.47	2.92	1.60	3.01	2.22	3.00	2.40	2.05	3.25	2.07	2.19
81-85	1.39	1.26	2.04	2.48	2.68	3.06	2.03	3.45	2.78	4.08	2.47	3.34	4.36	2.18	2.77
86-90	1.34	1.67	2.62	3.43	3.63	3.70	2.39	4.37	2.97	3.96	2.57	3.48	4.17	2.88	2.98
91-95	1.70	1.82	2.22	3.72	4.34	3.76	2.94	4.88	2.86	5.13	4.37	4.54	5.47	3.35	3.57
96-00	1.56	1.72	2.52	3.15	3.94	3.87	3.21	4.63	4.39	3.76	3.65	2.98	4.24	3.47	3.31



ESTIMATES OF REGULAR-SEASON ALL-DUCK HARVESTS IN THE CENTRAL FLYWAY (FWS WATERFOWL HARVEST SURVEY)

YEAR	MT	ND	SD	WY	NE	CO	KS	NM	OK	TX	CF TOTAL
1961	42,800	77,600	89,200	20,400	110,700	55,100	114,900	9,700	60,800	207,000	788,200
1962	5,800	92,500	78,800	3,600	33,100	15,900	34,100	3,600	23,500	137,100	428,000
1963	24,000	169,700	215,000	8,700	102,100	65,100	88,600	22,600	38,900	267,600	1,002,300
1964	36,900	211,400	166,600	18,800	139,500	54,100	117,800	17,400	88,700	456,900	1,308,100
1965	15,600	201,100	146,200	3,600	81,500	43,100	100,100	15,500	72,400	400,200	1,079,300
1966	26,300	325,500	259,600	20,200	165,200	80,500	142,600	27,100	141,600	771,100	1,959,700
1967	20,700	319,000	264,300	21,400	258,300	124,700	269,000	26,100	185,600	538,600	2,027,700
1968	22,900	211,000	122,200	23,000	141,400	75,200	150,400	24,700	70,200	381,400	1,222,400
1969	42,700	365,000	268,900	23,900	256,400	97,800	228,800	21,200	144,400	953,200	2,402,300
1970	47,000	389,200	253,000	36,200	303,300	137,500	297,400	32,400	173,700	1,161,100	2,830,800
1971	56,400	444,900	372,600	42,500	302,100	207,900	430,000	27,000	197,500	622,500	2,703,400
1972	43,400	415,800	327,500	36,300	287,200	169,100	397,400	30,100	215,600	953,700	2,876,100
1973	29,800	229,000	304,800	35,300	300,600	148,500	336,700	12,700	225,200	740,800	2,363,400
1974	33,100	362,000	145,800	25,500	117,800	97,700	260,000	34,500	195,900	833,100	2,105,400
1975	51,900	376,500	199,000	52,200	244,200	111,400	262,400	47,600	251,300	1,200,300	2,796,800
1976	56,100	363,900	151,600	40,800	254,300	155,200	287,000	54,600	216,000	1,103,200	2,682,700
1977	34,300	196,000	148,900	42,300	257,700	108,800	336,200	31,100	213,300	968,000	2,336,600
1978	43,300	430,200	420,800	47,900	309,400	123,300	243,000	35,900	149,400	1,053,800	2,857,000
1979	37,700	393,800	271,200	42,200	243,500	108,200	213,500	36,000	157,400	1,084,400	2,587,900
1980	26,400	256,100	161,200	37,400	188,300	102,300	127,400	26,900	128,400	959,900	2,014,300
1981	22,900	287,800	134,200	39,100	217,800	130,300	167,100	21,600	137,700	799,200	1,957,700
1982	38,000	252,000	135,900	45,500	221,700	123,000	139,200	40,400	137,100	1,002,600	2,135,400
1983	38,100	254,200	189,700	47,300	247,700	132,800	179,400	38,800	121,900	809,800	2,059,700
1984	29,000	226,300	256,200	48,000	228,800	123,600	147,000	36,300	197,400	925,700	2,218,300
1985	28,300	135,000	136,200	28,300	155,600	89,400	121,000	23,700	144,200	560,000	1,421,700
1986	28,600	216,400	172,200	34,500	158,000	87,100	132,200	18,100	116,900	548,700	1,512,700
1987	19,900	234,500	132,800	27,900	150,500	82,400	107,800	30,600	140,400	716,500	1,643,300
1988	9,900	68,600	76,300	16,400	73,600	60,200	57,300	13,500	75,100	297,700	748,600
1989	13,900	85,300	86,900	18,100	80,600	62,300	61,300	12,800	67,200	430,500	918,900
1990	16,200	68,600	67,100	17,600	104,100	57,800	60,300	8,900	81,300	428,000	909,900
1991	15,000	60,700	93,000	12,200	75,000	45,200	54,100	19,800	62,200	316,000	753,200
1992	35,000	68,100	99,500	14,200	94,100	54,200	77,800	13,400	78,800	312,300	847,400
1993	15,600	126,800	108,300	18,000	93,700	52,100	61,600	15,900	82,900	397,600	972,500
1994	40,100	210,700	128,700	23,000	117,500	80,300	81,300	13,300	97,000	596,800	1,388,700
1995	41,500	299,200	202,500	36,900	182,400	122,900	97,100	28,500	163,100	777,800	1,951,900
1996	45,800	334,000	217,900	33,400	169,700	143,800	136,100	19,600	218,700	921,600	2,240,600
1997	56,800	454,500	237,800	45,300	231,600	165,200	185,600	39,600	280,600	1,136,300	2,833,300
1998	55,600	399,300	285,300	41,500	253,500	171,900	231,900	38,200	290,500	1,439,600	3,207,300
1999	38,600	448,800	253,200	33,300	143,500	108,200	212,900	57,500	247,600	1,149,800	2,693,400
2000	32,300	583,600	248,600	40,300	257,600	97,100	236,300	38,100	306,100	1,268,000	3,108,000
2001	43,700	693,400	289,200	43,600	216,400	109,900	235,000	31,500	255,400	1,323,300	3,241,400
AVERAGES:											
61-65	25,020	150,460	139,160	11,020	93,380	46,660	91,100	13,760	56,860	293,760	921,180
66-70	31,920	321,940	233,600	24,940	224,920	103,140	217,640	26,300	143,100	761,080	2,088,580
71-75	42,920	365,640	269,940	38,360	250,380	146,920	337,300	30,380	217,100	870,080	2,569,020
76-80	39,560	328,000	230,740	42,120	250,640	119,560	241,420	36,900	172,900	1,033,860	2,495,700
81-85	31,260	231,060	170,440	41,640	214,320	119,820	150,740	32,160	147,660	819,460	1,958,560
86-90	17,700	134,680	107,060	22,900	113,360	69,960	83,780	16,780	96,180	484,280	1,146,680
91-95	29,440	153,100	126,400	20,860	112,540	70,940	74,380	18,180	96,800	480,100	1,182,740
96-00	45,820	444,040	248,560	38,760	211,180	137,240	200,560	38,600	268,700	1,183,060	2,816,520

ESTIMATES OF REGULAR-SEASON MALLARD HARVESTS IN THE CENTRAL FLYWAY (FWS WATERFOWL HARVEST SURVEY)

YEAR	MT	ND	SD	WY	NE	CO	KS	NM	OK	TX	CF TOTAL
1961	30,300	57,500	65,600	15,100	93,500	46,000	37,800	3,400	30,200	29,600	409,000
1962	3,900	58,800	41,000	2,900	18,500	11,900	10,400	1,800	9,300	32,000	190,500
1963	19,700	91,300	93,100	6,500	52,800	48,000	24,500	8,200	12,300	48,300	404,700
1964	24,600	115,200	89,200	12,400	74,500	40,800	35,200	5,600	38,300	74,200	510,000
1965	8,100	91,700	52,600	700	43,000	24,900	26,600	2,400	14,100	54,000	318,100
1966	20,100	166,500	123,600	10,300	102,500	48,300	57,200	7,900	52,800	98,300	687,500
1967	16,100	160,300	149,500	12,300	153,100	85,300	100,300	8,900	50,100	72,100	808,000
1968	19,700	98,300	70,600	18,300	80,100	65,100	78,300	11,800	44,000	60,000	546,200
1969	34,000	162,600	110,200	16,700	156,000	70,100	86,600	9,700	47,200	109,300	802,400
1970	42,700	202,800	136,800	25,000	191,500	102,600	116,800	11,600	68,500	157,000	1,055,300
1971	51,800	237,700	194,000	29,000	181,900	137,900	206,600	9,000	90,400	93,500	1,231,800
1972	36,500	260,000	176,600	25,300	172,500	113,200	212,800	9,700	105,200	143,600	1,255,400
1973	22,200	120,900	181,100	24,800	146,600	93,900	154,800	4,700	102,800	155,200	1,007,000
1974	22,000	192,500	64,600	18,200	66,200	56,100	123,800	14,100	102,700	149,200	809,400
1975	37,500	173,000	99,100	34,700	117,500	72,400	114,900	16,600	106,600	162,500	934,800
1976	34,000	172,400	59,700	22,700	139,900	83,900	119,100	21,500	101,900	220,600	975,700
1977	25,200	94,700	57,600	26,700	144,700	56,900	151,000	8,500	67,800	156,300	789,400
1978	30,000	224,400	177,400	29,300	184,500	77,500	129,400	13,200	55,700	138,400	1,059,800
1979	25,000	193,800	138,400	25,100	133,400	66,900	104,200	13,600	76,100	146,600	923,100
1980	21,600	145,600	83,200	24,500	128,100	52,200	78,600	12,100	64,600	176,400	786,900
1981	17,800	165,100	69,500	20,600	141,700	83,000	91,900	8,300	62,600	123,900	784,400
1982	28,400	134,700	68,600	27,900	118,400	65,700	71,500	14,800	62,600	90,200	682,800
1983	26,400	130,300	91,000	32,700	132,900	86,500	88,100	20,000	49,500	115,100	772,500
1984	22,600	128,900	123,400	27,300	135,500	61,300	54,300	13,600	86,300	89,700	742,900
1985	19,700	74,500	59,600	17,900	81,200	49,400	46,700	11,400	68,500	81,900	510,800
1986	20,900	134,100	72,300	19,000	87,100	46,600	63,900	7,900	66,900	67,900	586,600
1987	13,800	140,000	65,500	18,100	94,900	49,900	49,500	15,000	71,300	94,600	612,600
1988	7,900	43,700	43,200	11,800	51,300	37,800	35,400	6,500	42,700	44,400	324,700
1989	7,900	50,000	39,300	11,600	48,600	34,400	29,900	6,700	33,800	73,100	335,300
1990	11,800	40,000	30,700	12,400	61,700	33,300	32,700	4,100	38,300	62,000	327,000
1991	10,900	35,100	43,600	8,000	55,500	23,100	29,500	8,800	28,100	51,200	293,800
1992	26,000	39,200	54,400	9,800	66,400	35,800	40,600	5,100	41,500	52,200	371,000
1993	10,400	70,700	49,500	11,700	60,500	36,900	33,800	7,200	45,400	69,500	395,600
1994	28,400	107,300	54,500	14,100	62,700	44,200	45,700	5,600	54,000	100,600	517,100
1995	32,200	142,800	77,700	21,300	106,600	60,700	53,300	9,100	86,400	121,600	711,700
1996	27,800	165,100	101,700	18,300	92,700	73,900	77,800	6,300	110,200	108,900	782,700
1997	37,900	203,300	94,000	29,000	114,100	79,400	77,300	12,200	126,600	139,500	913,300
1998	34,100	152,300	127,200	19,800	115,900	89,800	111,300	9,600	130,600	189,500	980,100
1999	24,600	192,800	121,000	20,100	71,900	58,600	119,900	17,800	108,600	179,300	914,600
2000	23,000	235,700	118,400	26,300	145,900	52,000	123,200	13,700	167,200	207,300	1,112,700
2001	31,100	339,600	149,900	27,200	143,300	76,800	137,200	13,800	154,400	230,200	1,303,500
AVERAGES:											
61-65	17,320	82,900	68,300	7,520	56,460	34,320	26,900	4,280	20,840	47,620	366,460
66-70	26,520	158,100	118,140	16,520	136,640	74,280	87,840	9,980	52,520	99,340	779,880
71-75	34,000	196,820	143,080	26,400	136,940	94,700	162,580	10,820	101,540	140,800	1,047,680
76-80	27,160	166,180	103,260	25,660	146,120	67,480	116,460	13,780	73,220	167,660	906,980
81-85	22,980	126,700	82,420	25,280	121,940	69,180	70,500	13,620	65,900	100,160	698,680
86-90	12,460	81,560	50,200	14,580	68,720	40,400	42,280	8,040	50,600	68,400	437,240
91-95	21,580	79,020	55,940	12,980	70,340	40,140	40,580	7,160	51,080	79,020	457,840
96-00	29,480	189,840	112,460	22,700	108,100	70,740	101,900	11,920	128,640	164,900	940,680

ESTIMATES OF REGULAR-SEASON GADWALL HARVESTS IN THE CENTRAL FLYWAY (FWS WATERFOWL HARVEST SURVEY)

YEAR	MT	ND	SD	WY	NE	CO	KS	NM	OK	TX	CF TOTAL
1961	1,200	2,700	1,600	200	1,400	700	3,400	700	1,900	10,800	24,600
1962	100	10,200	9,100	100	1,500	400	2,600	600	2,000	12,200	38,800
1963	400	24,800	32,700	400	4,700	1,900	7,600	4,300	6,300	28,500	111,600
1964	2,900	21,800	16,200	1,200	6,700	1,500	9,800	2,800	8,100	41,300	112,300
1965	2,200	22,200	18,600	200	6,200	3,500	11,000	3,200	6,700	43,600	117,400
1966	2,600	31,100	35,200	2,900	7,500	8,300	13,000	7,000	16,200	92,400	216,200
1967	1,200	40,500	28,600	1,800	16,100	8,100	26,500	5,200	28,800	49,000	205,800
1968	700	35,300	13,900	1,100	7,300	2,600	9,200	4,700	5,800	28,600	109,200
1969	2,800	56,900	51,300	2,300	21,500	8,200	27,000	2,600	27,500	136,500	336,600
1970	1,000	51,100	29,200	1,800	16,400	9,000	28,000	6,000	25,400	127,400	295,300
1971	800	49,200	34,300	3,300	23,100	13,200	40,400	5,400	27,500	113,300	310,500
1972	2,100	39,400	50,400	3,000	19,300	9,900	40,600	4,800	34,000	131,000	334,500
1973	1,100	24,200	33,400	2,500	20,800	6,300	19,500	1,600	15,000	66,100	190,500
1974	3,100	43,400	15,400	1,500	9,900	8,000	34,500	3,300	20,600	108,200	247,900
1975	3,900	53,900	21,400	2,000	12,800	5,500	28,700	5,600	33,500	108,000	275,300
1976	6,300	53,100	25,500	2,700	26,900	10,300	31,400	6,700	28,900	129,700	321,500
1977	2,000	30,300	29,500	2,100	13,200	5,900	27,600	3,100	33,000	93,100	239,800
1978	2,800	66,100	61,900	2,700	17,200	8,300	21,600	2,600	29,900	96,100	309,200
1979	2,700	51,500	40,700	2,100	15,400	5,700	15,800	3,100	20,500	88,100	245,600
1980	500	30,600	18,200	2,100	6,400	9,800	8,800	2,400	11,800	101,000	191,600
1981	1,500	31,300	11,500	3,600	10,200	6,600	16,000	3,700	15,300	60,800	160,500
1982	2,500	40,600	19,200	3,400	13,300	9,400	11,800	5,200	14,900	156,600	276,900
1983	2,200	30,500	22,300	1,800	15,700	6,700	14,000	3,800	15,700	120,800	233,500
1984	900	19,500	30,500	2,500	13,800	11,900	17,400	4,700	25,700	100,500	227,400
1985	1,600	14,700	22,000	800	10,000	8,000	7,700	2,000	13,700	75,600	156,100
1986	2,300	22,200	28,300	2,600	8,500	7,100	7,300	2,000	7,700	62,200	150,200
1987	1,300	22,000	22,900	1,300	5,100	8,100	7,800	3,400	13,900	72,400	158,200
1988	200	2,900	6,300	600	2,500	5,900	2,600	1,300	6,400	37,500	66,200
1989	900	8,500	12,100	1,000	3,900	5,200	3,500	1,100	8,000	55,100	99,300
1990	900	9,000	10,000	1,000	3,900	4,700	4,000	700	13,200	60,300	107,700
1991	400	7,400	19,300	700	3,300	3,500	4,500	3,200	8,700	49,600	100,600
1992	2,200	6,500	11,100	1,000	2,200	2,400	6,600	2,600	10,200	34,800	79,600
1993	1,300	16,400	14,600	1,900	2,100	1,900	3,200	1,500	9,300	53,400	105,600
1994	1,000	27,900	15,800	1,100	5,600	5,800	6,000	1,600	13,600	100,900	179,300
1995	1,000	43,000	35,400	2,100	10,300	15,000	9,600	5,900	27,600	117,000	266,900
1996	1,500	46,000	32,400	3,500	9,600	14,600	16,700	5,000	44,300	182,700	356,300
1997	4,100	71,200	44,700	3,000	17,800	17,600	26,700	3,500	61,100	178,700	428,400
1998	2,500	99,300	38,800	4,300	22,700	13,700	31,500	6,100	69,000	229,500	517,400
1999	1,700	92,600	37,400	1,600	10,900	10,600	28,000	14,300	56,000	235,900	489,000
2000	2,900	136,100	30,600	2,800	27,900	8,700	35,500	5,200	65,500	290,100	605,300
2001	1,700	117,100	30,300	2,600	12,500	7,100	27,400	3,600	45,100	290,100	537,500
AVERAGES:											
61-65	1,360	16,340	15,640	420	4,100	1,600	6,880	2,320	5,000	27,280	80,940
66-70	1,660	42,980	31,640	1,980	13,760	7,240	20,740	5,100	20,740	86,780	232,620
71-75	2,200	42,020	30,980	2,460	17,180	8,580	32,740	4,140	26,120	105,320	271,740
76-80	2,860	46,320	35,160	2,340	15,820	8,000	21,040	3,580	24,820	101,600	261,540
81-85	1,740	27,320	21,100	2,420	12,600	8,520	13,380	3,880	17,060	102,860	210,880
86-90	1,120	12,920	15,920	1,300	4,780	6,200	5,040	1,700	9,840	57,500	116,320
91-95	1,180	20,240	19,240	1,360	4,700	5,720	5,980	2,960	13,880	71,140	146,400
96-00	2,540	89,040	36,780	3,040	17,780	13,040	27,680	6,820	59,180	223,380	479,280

ESTIMATES OF ALL-SEASON GREEN-WINGED TEAL HARVESTS IN THE CENTRAL FLYWAY (FWS WATERFOWL HARVEST SURVEY)

YEAR	MT	ND	SD	WY	NE	CO	KS	NM	OK	TX	CF TOTAL
1961	3,100	3,400	7,000	900	6,200	4,900	32,600	1,900	7,500	36,700	104,200
1962	400	4,000	4,900	500	4,900	2,000	10,100	500	4,700	16,300	48,300
1963	1,900	8,700	19,000	400	18,500	7,100	23,300	3,300	8,300	28,500	119,000
1964	1,500	12,000	10,900	1,600	26,300	5,500	37,700	2,700	14,000	63,400	175,600
1965	700	7,500	15,000	1,400	16,100	8,300	29,400	2,700	14,500	72,300	167,900
1966	700	18,600	22,300	2,800	26,400	11,800	26,600	4,300	22,100	126,100	261,700
1967	900	21,000	24,600	1,900	42,500	13,600	69,100	4,700	33,900	107,300	319,500
1968	300	13,800	13,300	800	23,300	1,800	20,700	1,900	5,800	75,400	157,100
1969	1,000	16,400	17,000	1,300	34,800	6,500	39,800	2,300	16,400	194,500	330,000
1970	1,100	12,100	19,100	2,700	49,700	7,800	71,500	3,300	23,700	232,600	423,600
1971	800	12,900	30,800	1,900	34,200	20,300	59,400	3,800	28,000	107,300	299,400
1972	800	11,800	20,900	1,700	40,900	17,100	55,600	5,500	21,600	189,800	365,700
1973	1,400	12,400	22,700	1,700	44,200	15,500	51,800	1,900	29,200	124,500	305,300
1974	1,600	25,000	15,500	1,100	11,600	11,100	42,400	4,300	19,100	134,900	266,600
1975	1,700	17,900	18,500	4,000	36,100	16,200	56,500	10,500	49,100	339,000	549,500
1976	5,200	17,500	18,900	4,400	34,700	29,500	59,500	7,500	31,800	269,900	478,900
1977	1,800	17,100	21,100	6,700	48,200	23,400	70,300	8,500	39,700	232,600	469,400
1978	1,700	20,700	34,900	4,200	41,400	13,000	41,500	7,000	22,400	270,300	457,100
1979	3,600	21,700	13,300	5,200	34,000	13,200	41,000	7,500	19,300	314,700	473,500
1980	800	11,300	14,500	2,800	22,900	16,800	21,700	3,500	20,800	183,100	298,200
1981	700	17,800	13,700	3,500	24,100	15,000	27,900	4,500	19,500	172,800	299,500
1982	1,300	8,400	8,000	4,100	28,500	19,600	25,300	7,400	22,700	214,100	339,400
1983	1,600	11,800	14,300	3,100	28,000	11,500	34,900	4,300	19,700	165,500	294,700
1984	1,200	9,300	15,000	4,100	26,300	11,800	27,500	5,300	23,300	197,600	321,400
1985	400	5,200	10,800	2,600	26,000	10,100	31,800	3,600	21,900	120,700	233,100
1986	900	10,800	14,500	4,600	26,400	12,400	28,200	2,000	18,200	117,900	235,900
1987	1,400	14,600	10,600	3,000	24,700	10,500	35,700	5,400	26,900	208,100	340,900
1988	500	2,600	8,200	1,100	9,200	6,500	8,600	2,000	11,600	81,100	131,400
1989	1,600	5,700	11,300	2,100	13,300	9,500	14,700	2,000	10,100	117,100	187,400
1990	600	4,700	8,000	1,200	18,700	7,800	11,200	1,500	13,700	91,500	158,900
1991	500	2,300	7,000	800	4,900	6,600	7,600	2,000	8,600	53,800	94,100
1992	1,900	3,900	7,200	1,400	10,300	7,000	18,700	2,300	12,700	67,300	132,700
1993	700	4,200	4,800	1,200	11,200	5,600	13,300	2,600	12,500	96,900	153,000
1994	2,900	10,500	9,200	2,000	21,400	11,100	14,500	1,700	8,600	130,400	212,300
1995	1,200	14,200	10,600	4,400	22,300	12,800	13,200	4,400	15,000	167,600	265,700
1996	1,500	12,500	13,900	3,700	17,600	10,400	15,700	1,900	21,800	143,800	242,800
1997	2,800	22,600	16,700	2,000	30,400	19,700	29,200	4,300	28,600	189,200	345,500
1998	3,700	22,600	36,700	5,000	48,500	22,000	34,900	5,700	23,200	254,200	456,500
1999	2,700	17,200	18,500	1,800	23,900	12,600	23,500	7,500	34,200	213,200	355,100
2000	800	29,400	29,600	3,100	28,100	11,300	35,400	4,500	25,000	188,900	356,100
2001	1,700	20,500	22,900	4,300	19,800	9,900	30,300	3,100	21,800	208,000	342,300
AVERAGES:											
61-65	1,520	7,120	11,360	960	14,400	5,560	26,620	2,220	9,800	43,440	123,000
66-70	800	16,380	19,260	1,900	35,340	8,300	45,540	3,300	20,380	147,180	298,380
71-75	1,260	16,000	21,680	2,080	33,400	16,040	53,140	5,200	29,400	179,100	357,300
76-80	2,620	17,660	20,540	4,660	36,240	19,180	46,800	6,800	26,800	254,120	435,420
81-85	1,040	10,500	12,360	3,480	26,580	13,600	29,480	5,020	21,420	174,140	297,620
86-90	1,000	7,680	10,520	2,400	18,460	9,340	19,680	2,580	16,100	123,140	210,900
91-95	1,440	7,020	7,760	1,960	14,020	8,620	13,460	2,600	11,480	103,200	171,560
96-00	2,300	20,860	23,080	3,120	29,700	15,200	27,740	4,780	26,560	197,860	351,200

ESTIMATES OF ALL-SEASON BLUE-WINGED TEAL HARVESTS IN THE CENTRAL FLYWAY (FWS WATERFOWL HARVEST SURVEY)

YEAR	MT	ND	SD	WY	NE	CO	KS	NM	OK	TX	CF TOTAL
1961	0	1,000	700	1,600	400	TR*	500	900	300	2,900	8,300
1962	100	4,000	1,600	100	600	0	200	0	100	1,900	8,600
1963	300	8,700	16,300	0	9,100	0	3,800	0	100	3,200	41,500
1964	1,500	4,300	4,900	200	7,600	TR	5,500	100	700	6,800	31,600
1965	1,500	15,300	47,300	1,200	19,400	4,700	21,600	2,600	4,300	18,900	136,800
1966	400	40,500	59,300	1,400	17,500	3,100	13,200	700	3,900	25,700	165,700
1967	1,300	50,100	51,100	1,700	32,800	3,300	23,800	600	11,000	30,700	206,400
1968	200	9,300	4,900	0	7,400	100	400	0	100	5,100	27,500
1969	1,500	57,500	11,700	500	35,300	1,000	30,300	900	6,200	60,500	205,400
1970	3,100	19,600	15,000	1,000	35,100	2,500	39,800	1,000	12,800	56,100	186,000
1971	200	38,100	40,800	1,300	7,200	13,500	41,300	2,000	12,300	47,100	203,800
1972	700	25,300	19,000	1,000	11,000	8,600	30,700	1,300	14,200	97,000	208,800
1973	900	20,900	20,700	1,200	32,200	11,500	51,000	1,100	8,500	79,100	227,100
1974	2,200	29,500	18,400	1,000	8,400	11,600	27,100	3,000	9,200	88,100	198,500
1975	1,400	32,500	17,900	2,600	29,500	8,600	32,500	5,200	13,700	111,100	255,000
1976	1,500	30,300	9,100	1,700	7,400	18,800	18,000	2,100	7,600	81,000	177,500
1977	300	10,000	4,100	600	3,600	9,000	28,100	1,200	9,500	68,700	135,100
1978	700	24,800	29,400	1,100	9,300	13,700	22,100	2,000	7,000	98,900	209,000
1979	900	45,500	10,100	2,600	13,500	13,700	24,900	2,300	5,500	91,200	210,200
1980	100	7,700	6,200	900	900	9,700	10,200	1,200	4,800	67,100	108,800
1981	400	14,800	8,400	3,600	8,000	8,700	13,400	1,000	3,200	88,800	150,300
1982	1,200	16,600	10,100	2,100	15,100	14,900	20,500	2,300	6,600	77,500	166,900
1983	1,500	17,100	14,100	1,900	20,600	14,300	16,700	2,600	7,800	76,100	172,700
1984	900	13,400	23,700	3,500	6,400	21,100	14,800	1,800	10,100	112,700	208,400
1985	200	3,900	5,300	700	4,800	10,500	19,600	1,400	8,100	70,300	124,800
1986	1,100	8,300	14,900	1,300	6,700	9,400	18,300	1,100	7,400	105,800	174,300
1987	100	5,200	4,000	400	1,800	5,900	10,200	1,900	4,000	85,400	118,900
1988	200	1,500	2,500	100	1,000	1,200	800	TR	TR	5,000	12,300
1989	700	1,900	3,700	900	3,200	4,600	800	100	TR	7,000	22,900
1990	400	1,400	2,400	300	4,000	1,700	1,000	100	100	3,900	15,300
1991	200	1,600	2,600	200	700	2,400	1,500	500	200	6,000	15,900
1992	900	1,700	2,600	100	3,600	4,200	14,000	400	3,200	47,900	78,600
1993	200	4,500	10,200	200	4,300	3,400	6,200	200	2,000	39,000	70,200
1994	300	9,600	7,400	900	2,900	5,200	8,300	200	2,000	66,800	103,600
1995	600	22,700	15,200	700	8,000	7,200	11,900	100	4,000	67,600	138,000
1996	700	23,400	20,000	800	15,600	14,400	20,600	200	3,300	96,200	195,200
1997	2,000	28,700	17,300	2,100	15,000	14,900	21,600	1,300	4,600	128,200	235,700
1998	2,500	24,000	23,900	2,000	13,300	12,200	30,700	1,600	7,100	202,200	319,500
1999	1,500	20,700	16,200	2,000	8,900	13,900	20,100	2,600	6,800	129,700	222,400
2000	900	30,700	16,400	2,500	15,100	11,000	20,300	2,400	6,100	150,000	255,400
2001	1,300	44,200	23,400	400	19,400	4,900	23,700	1,300	4,100	168,900	291,600
AVERAGES:											
61-65	680	6,660	14,160	620	7,420	1,567	6,320	720	1,100	6,740	45,360
66-70	1,300	35,400	28,400	920	25,620	2,000	21,500	640	6,800	35,620	158,200
71-75	1,080	29,260	23,360	1,420	17,660	10,760	36,520	2,520	11,580	84,480	218,640
76-80	700	23,660	11,780	1,380	6,940	12,980	20,660	1,760	6,880	81,380	168,120
81-85	840	13,160	12,320	2,360	10,980	13,900	17,000	1,820	7,160	85,080	164,620
86-90	500	3,660	5,500	600	3,340	4,560	6,220	800	3,833	41,420	68,740
91-95	440	8,020	7,600	420	3,900	4,480	8,380	280	2,280	45,460	81,260
96-00	1,520	25,500	18,760	1,880	13,580	13,280	22,660	1,620	5,580	141,260	245,640

* - TRace = Fewer than 50

ESTIMATES OF REGULAR-SEASON PINTAIL HARVESTS IN THE CENTRAL FLYWAY (FWS WATERFOWL HARVEST SURVEY)

YEAR	MT	ND	SD	WY	NE	CO	KS	NM	OK	TX	CF TOTAL
1961	1,800	2,500	5,100	700	2,800	400	8,400	800	2,800	24,200	49,500
1962	700	6,100	10,900	0	2,500	600	2,500	100	1,100	21,900	46,400
1963	500	14,400	18,700	200	8,000	1,600	6,100	1,400	1,000	49,100	101,000
1964	2,100	14,800	8,700	500	5,900	1,200	6,800	1,000	4,900	83,900	129,800
1965	500	10,600	3,300	100	2,600	900	4,400	1,300	2,500	55,300	81,500
1966	100	28,500	10,800	500	5,700	1,600	5,900	1,700	3,400	120,000	178,200
1967	500	21,900	11,100	400	7,700	5,300	14,100	1,400	8,400	103,800	174,600
1968	500	13,200	3,400	400	4,600	1,100	6,600	1,300	1,300	60,300	92,700
1969	1,100	31,400	11,900	400	7,900	1,800	11,200	1,100	3,000	105,900	175,700
1970	500	30,800	8,300	1,100	8,000	3,200	15,900	2,000	5,800	217,000	292,600
1971	0	26,800	11,200	1,600	8,300	7,600	31,000	1,000	4,500	62,700	154,700
1972	600	25,000	8,800	1,400	5,800	4,100	21,200	2,500	6,100	89,000	164,500
1973	300	17,600	11,400	900	8,400	5,900	27,700	1,400	9,100	71,800	154,500
1974	800	36,800	3,200	600	1,800	6,000	9,500	4,400	4,200	95,100	162,400
1975	800	39,600	7,000	1,300	7,400	3,000	7,200	3,700	6,200	197,400	273,600
1976	1,600	29,000	4,000	1,100	5,400	3,900	8,900	7,900	4,400	128,700	194,900
1977	800	9,300	6,000	1,100	9,100	3,800	16,500	5,400	6,100	121,900	180,000
1978	2,300	36,900	29,200	2,700	6,100	1,900	6,500	3,800	3,200	146,800	239,400
1979	2,300	21,000	11,900	1,400	8,600	4,300	9,200	4,100	4,800	161,300	228,900
1980	400	12,000	9,300	1,500	3,100	4,400	3,200	4,300	4,000	150,800	193,000
1981	500	15,700	5,000	1,800	7,300	2,800	3,900	1,100	5,100	107,800	151,000
1982	600	11,400	6,300	1,300	8,000	5,500	6,600	3,800	3,900	111,400	158,800
1983	700	16,100	12,000	1,200	7,100	4,500	5,300	3,400	5,700	82,700	138,700
1984	400	17,000	13,500	1,300	5,700	5,600	8,400	2,800	5,200	105,600	165,500
1985	300	6,100	4,400	700	4,100	1,700	4,300	1,700	4,300	56,400	84,000
1986	600	7,000	5,800	600	2,900	2,100	4,900	1,000	2,500	44,500	71,900
1987	200	11,700	4,700	1,200	5,300	1,300	5,600	1,300	4,800	86,000	122,100
1988	200	2,500	2,500	600	300	1,700	2,100	600	1,500	24,300	36,300
1989	300	4,100	4,000	200	1,600	700	2,300	400	1,000	29,000	43,600
1990	500	2,000	2,200	400	1,700	1,000	1,600	400	1,100	32,300	43,200
1991	300	1,600	2,600	200	900	600	1,100	300	400	20,800	28,800
1992	600	4,600	2,500	100	900	700	1,500	400	1,000	19,800	32,100
1993	200	7,200	3,200	200	1,100	300	1,700	600	1,100	26,700	42,300
1994	200	9,800	6,700	500	1,800	1,900	1,500	1,000	2,800	35,200	61,400
1995	500	15,700	8,500	900	5,600	4,100	1,900	1,400	2,100	54,100	94,800
1996	500	21,000	7,800	1,300	3,100	3,200	2,400	300	2,500	54,500	96,600
1997	700	30,000	11,600	200	5,900	3,600	8,400	3,200	4,500	121,100	189,200
1998	1,000	16,800	10,900	1,800	7,200	3,100	8,200	4,900	3,900	67,300	125,100
1999	800	21,600	10,500	1,300	4,200	1,100	6,000	3,200	6,200	83,400	138,300
2000	600	25,900	9,200	200	9,100	2,700	9,400	3,100	6,700	69,700	136,600
2001	1,000	32,800	11,600	500	7,800	1,700	10,700	1,900	5,100	78,800	151,900
AVERAGES:											
61-65	1,120	9,680	9,340	300	4,360	940	5,640	920	2,460	46,880	81,640
66-70	540	25,160	9,100	560	6,780	2,600	10,740	1,500	4,380	121,400	182,760
71-75	500	29,160	8,320	1,160	6,340	5,320	19,320	2,600	6,020	103,200	181,940
76-80	1,480	21,640	12,080	1,560	6,460	3,660	8,860	5,100	4,500	141,900	207,240
81-85	500	13,260	8,240	1,260	6,440	4,020	5,700	2,560	4,840	92,780	139,600
86-90	360	5,460	3,840	600	2,360	1,360	3,300	740	2,180	43,220	63,420
91-95	360	7,780	4,700	380	2,060	1,520	1,540	740	1,480	31,320	51,880
96-00	720	23,060	10,000	960	5,900	2,740	6,880	2,940	4,760	79,200	137,160

ESTIMATES OF REGULAR-SEASON REDHEAD HARVESTS IN THE CENTRAL FLYWAY (FWS WATERFOWL HARVEST SURVEY)

YEAR	MT	ND	SD	WY	NE	CO	KS	NM	OK	TX	CF TOTAL
1961	TR*	300	100	200	0	TR	700	TR	100	900	2,300
1962	0	100	400	0	0	0	300	TR	200	200	1,200
1963	0	500	800	TR	0	TR	1,000	100	300	900	3,600
1964	100	7,000	6,000	300	1,000	200	2,300	100	3,500	12,200	32,700
1965	400	10,800	14,800	100	1,300	100	4,800	700	7,200	27,000	67,200
1966	100	13,600	13,300	500	2,900	800	6,400	400	5,700	30,600	74,300
1967	0	16,400	8,200	600	2,600	1,100	9,300	300	9,500	46,500	94,500
1968	TR	4,800	1,900	0	1,000	200	3,700	TR	400	3,700	15,700
1969	200	17,700	19,200	100	4,700	1,100	16,400	500	3,800	15,600	79,300
1970	TR	13,500	7,200	700	4,400	2,200	11,500	300	6,200	27,900	73,900
1971	300	14,800	10,000	400	3,900	1,400	12,600	400	4,100	11,500	59,400
1972	200	1,900	3,400	0	600	700	1,400	TR	1,900	3,100	13,200
1973	0	1,000	5,100	400	2,900	1,400	5,000	200	5,100	8,300	29,400
1974	100	3,100	2,900	200	1,900	2,000	9,900	800	5,500	7,900	34,300
1975	200	7,400	4,900	300	3,900	1,200	8,700	900	6,800	22,800	57,100
1976	900	6,200	5,700	1,800	5,700	4,000	11,500	600	5,800	14,600	56,800
1977	0	1,300	5,800	900	2,000	1,100	4,600	300	5,300	20,500	41,800
1978	300	8,500	18,300	200	5,500	500	5,600	400	4,700	14,600	58,600
1979	200	15,100	12,800	500	3,700	1,100	7,000	400	4,200	27,300	72,300
1980	100	3,700	6,900	700	3,200	1,800	1,800	400	2,400	16,200	37,200
1981	200	5,100	2,100	700	2,900	3,300	4,600	300	2,600	18,700	40,500
1982	200	6,200	2,500	400	2,800	800	2,900	600	4,000	21,300	41,700
1983	100	11,500	7,000	600	2,500	2,800	5,400	700	4,500	21,700	56,800
1984	200	5,500	9,500	900	3,200	2,900	4,300	300	6,200	25,400	58,400
1985	0	4,400	4,800	300	2,200	2,400	2,700	400	2,700	16,300	36,200
1986	TR	7,500	5,200	200	1,800	1,900	2,700	300	2,000	17,900	39,500
1987	100	6,800	5,100	200	1,200	1,200	1,700	600	1,500	16,200	34,600
1988	0	1,200	1,500	200	1,000	800	300	100	500	6,000	11,600
1989	TR	1,700	2,200	TR	400	100	600	100	500	5,900	11,500
1990	100	1,400	1,600	200	500	400	400	100	500	9,200	14,400
1991	TR	1,200	2,900	100	800	500	400	300	600	8,300	15,100
1992	0	1,800	2,400	100	1,000	400	1,300	100	900	3,900	11,900
1993	0	7,300	5,200	100	1,800	300	700	100	600	4,600	20,700
1994	400	12,000	3,800	700	1,600	2,300	1,900	100	1,400	16,700	40,900
1995	100	10,300	6,500	500	3,600	1,100	2,000	100	1,600	22,100	47,900
1996	400	13,500	5,700	200	4,200	2,800	5,500	TR	3,900	60,300	96,500
1997	900	19,400	6,800	1,200	4,900	4,800	3,600	300	4,200	54,200	100,300
1998	1,000	14,100	3,800	800	3,900	3,700	6,500	900	3,900	79,100	117,700
1999	500	17,400	5,600	1,300	2,100	1,900	3,200	100	2,100	75,200	109,400
2000	400	14,700	6,200	800	3,000	900	3,400	200	2,500	40,900	73,000
2001	0	19,100	7,300	200	1,800	400	3,700	800	3,900	46,700	83,900
AVERAGES:											
61-65	125	3,740	4,420	150	460	100	1,820	300	2,260	8,240	21,400
66-70	100	13,200	9,960	380	3,120	1,080	9,460	375	5,120	24,860	67,540
71-75	160	5,640	5,260	260	2,640	1,340	7,520	575	4,680	10,720	38,680
76-80	300	6,960	9,900	820	4,020	1,700	6,100	420	4,480	18,640	53,340
81-85	140	6,540	5,180	580	2,720	2,440	3,980	460	4,000	20,680	46,720
86-90	67	3,720	3,120	200	980	880	1,140	240	1,000	11,040	22,320
91-95	125	6,520	4,160	300	1,760	920	1,260	140	1,020	11,120	27,300
96-00	640	15,820	5,620	860	3,620	2,820	4,440	375	3,320	61,940	99,380


* - TRace = Fewer than 50

ESTIMATES OF REGULAR-SEASON CANVASBACK HARVESTS IN THE CENTRAL FLYWAY (FWS WATERFOWL HARVEST SURV

YEAR	MT	ND	SD	WY	NE	CO	KS	NM	OK	TX	CF TOTAL
1961	0	0	0	0	0	0	0	0	0	300	300
1962	0	0	0	0	0	0	0	0	0	100	100
1963	0	TR*	TR	0	0	0	0	0	0	200	200
1964	100	3,900	1,800	100	200	100	100	200	1,400	6,000	13,900
1965	100	6,600	6,500	TR	0	300	500	100	400	8,100	22,600
1966	100	10,100	9,700	0	1,600	200	1,200	300	2,700	15,000	40,900
1967	0	4,600	3,000	0	1,600	0	2,200	300	1,300	9,000	22,000
1968	0	2,600	1,400	0	100	100	500	100	400	1,600	6,800
1969	300	6,200	5,200	100	600	200	1,000	100	3,400	14,400	31,500
1970	0	5,500	1,600	100	900	400	2,200	300	2,500	6,900	20,400
1971	100	4,300	1,800	0	500	400	1,300	100	1,100	4,700	14,300
1972	0	200	0	0	0	0	0	100	100	200	600
1973	0	400	400	100	300	100	100	200	1,900	3,900	7,400
1974	0	1,800	1,000	100	600	300	1,600	200	2,700	11,000	19,300
1975	0	1,900	800	200	600	200	1,700	900	1,800	7,900	16,000
1976	100	4,300	200	300	500	800	600	100	1,600	9,700	18,200
1977	200	100	1,200	0	200	400	900	100	1,900	5,900	10,900
1978	300	400	900	100	300	100	300	TR	600	4,100	7,100
1979	200	3,000	2,500	100	700	100	900	500	1,100	8,400	17,500
1980	TR	1,000	1,000	100	600	200	200	100	1,000	3,600	7,800
1981	100	300	100	0	400	100	400	200	600	2,600	4,800
1982	100	400	200	100	0	500	300	200	300	6,000	8,100
1983	100	5,700	900	0	800	100	200	200	100	6,300	14,400
1984	100	1,600	1,200	100	600	1,200	900	300	1,800	6,500	14,300
1985	700	2,500	1,100	100	700	400	700	300	800	3,200	10,500
1986	0	0	0	0	500	100	0	0	0	500	1,100
1987	0	200	0	100	0	100	0	100	100	300	900
1988	0	0	0	0	0	0	0	0	TR	200	200
1989	0	100	0	0	0	0	0	0	0	200	300
1990	0	0	0	0	0	0	0	0	0	300	300
1991	0	0	0	0	100	0	0	0	TR	200	300
1992	0	0	0	0	0	100	0	0	0	TR	100
1993	0	TR	0	0	0	0	0	0	TR	200	200
1994	100	3,700	3,200	400	300	200	600	300	400	4,100	13,300
1995	500	6,000	3,300	0	800	1,100	800	100	500	6,800	19,900
1996	200	4,600	2,500	300	1,300	200	200	TR	2,600	6,100	18,000
1997	200	6,400	1,900	100	900	100	400	200	1,500	11,500	23,200
1998	700	3,400	1,600	100	1,000	1,700	1,500	TR	2,500	9,600	22,100
1999	500	6,400	1,000	100	600	100	900	200	1,100	11,000	21,900
2000	200	6,800	1,700	0	0	200	100	TR	1,100	15,400	25,500
2001	200	8,300	200	100	200	200	800	0	200	4,900	15,100
AVERAGES:											
61-65	40	2,625	2,075	25	40	80	120	60	360	2,940	7,420
66-70	80	5,800	4,180	40	960	180	1,420	220	2,060	9,380	24,320
71-75	20	1,720	800	80	400	200	940	300	1,520	5,540	11,520
76-80	200	1,760	1,160	120	460	320	580	200	1,240	6,340	12,300
81-85	220	2,100	700	60	500	460	500	240	720	4,920	10,420
86-90	0	60	0	20	100	40	0	20	25	300	560
91-95	120	2,425	1,300	80	240	280	280	80	300	2,825	6,760
96-00	360	5,520	1,740	120	760	460	620	200	1,760	10,720	22,140

* - TRace = Fewer than 50

DF 04/02/03



ESTIMATES OF ALL-DUCK HARVESTS IN THE PACIFIC FLYWAY (FWS WATERFOWL HARVEST SURVEY)

YEAR	WA	OR	ID	MT	WY	CA	NV	UT	CO	AZ	NM	AK	PF TOTAL
1961	406,600	199,500	194,400	54,800		1,047,800	23,000	119,900		19,800			2,065,800
1962	377,200	234,100	162,100	33,100	8,900	962,200	25,200	114,300	9,800	19,300	1,400		1,947,600
1963	465,700	254,000	243,600	61,700	9,300	1,460,000	55,500	236,400	13,700	26,700	5,600		2,832,200
1964	442,700	232,500	250,200	44,000	9,600	1,247,300	73,400	166,200	20,300	40,800	2,700		2,529,700
1965	512,800	247,700	188,400	103,200	7,600	1,460,300	74,200	264,200	13,500	34,000	8,300		2,914,200
1966	537,800	363,100	246,500	161,000	11,100	1,743,200	98,400	284,000	23,500	48,200	4,600	48,700	3,570,100
1967	524,600	356,200	346,900	142,900	8,800	2,455,200	108,500	325,700	28,700	69,900	5,200	65,500	4,438,100
1968	547,300	343,200	235,300	96,900	10,900	1,333,400	98,400	290,200	16,800	48,200	5,200	69,200	3,095,000
1969	520,700	404,400	276,900	157,600	14,100	2,215,800	110,600	259,300	19,700	81,700	3,600	43,800	4,108,200
1970	575,800	422,500	279,400	129,200	16,000	2,451,500	121,100	318,400	21,600	76,700	6,300	61,600	4,480,100
1971	491,000	372,400	316,100	122,500	8,400	2,075,000	119,700	338,800	32,200	98,000	6,800	67,900	4,048,800
1972	541,100	401,800	341,700	135,300	11,100	1,991,000	87,200	229,400	27,200	98,500	7,600	92,300	3,964,200
1973	550,900	348,000	268,800	96,600	10,100	1,451,000	86,000	339,900	24,400	41,400	5,000	83,700	3,305,800
1974	483,600	280,800	331,300	101,400	10,500	1,923,000	77,600	274,300	28,200	85,400	7,000	53,600	3,656,700
1975	533,600	452,300	315,600	131,000	12,000	1,959,600	127,100	389,400	26,000	73,400	5,000	66,400	4,091,400
1976	549,300	469,700	320,300	160,300	14,900	2,080,600	101,400	340,900	29,500	74,300	9,500	105,400	4,256,100
1977	569,400	361,800	223,500	139,600	10,000	1,373,500	76,900	242,300	27,600	55,500	4,600	108,300	3,193,000
1978	577,900	505,700	331,100	143,700	15,700	1,857,200	88,500	337,700	43,900	62,700	11,300	124,100	4,099,500
1979	471,000	400,000	220,600	134,900	14,900	1,662,300	74,200	283,200	29,800	62,400	7,400	114,800	3,475,500
1980	531,100	361,800	250,800	118,200	9,900	1,401,800	85,500	342,700	26,800	64,300	4,900	112,000	3,309,800
1981	432,700	307,200	317,800	110,500	10,800	1,140,300	80,700	225,000	25,800	40,800	6,700	75,700	2,774,000
1982	350,700	286,000	285,100	108,800	12,100	1,353,100	77,300	334,200	36,300	51,500	5,500	85,500	2,986,100
1983	467,300	376,300	282,900	114,100	12,400	1,287,000	113,100	311,500	32,300	60,900	7,800	92,200	3,157,800
1984	443,500	319,400	225,000	80,100	12,900	1,005,900	100,100	213,500	26,500	44,900	6,900	89,400	2,568,100
1985	377,300	289,600	217,000	79,100	6,900	1,027,000	52,100	157,300	25,700	45,900	5,700	74,100	2,357,700
1986	349,400	270,800	169,600	78,900	12,100	990,200	51,800	156,200	24,900	45,200	3,400	98,900	2,251,400
1987	303,100	245,700	157,000	73,200	9,300	1,083,000	59,100	98,200	22,700	66,900	3,700	80,900	2,202,800
1988	239,900	200,400	113,000	30,900	9,200	517,100	33,600	59,100	13,400	30,400	1,900	78,600	1,327,500
1989	239,000	180,400	119,600	40,800	7,500	723,300	32,500	77,800	21,600	31,100	1,700	69,600	1,544,900
1990	269,200	220,900	96,700	39,800	3,600	671,000	30,200	92,200	15,900	31,400	800	78,100	1,549,800
1991	241,800	160,200	117,900	41,000	5,400	653,900	16,700	98,700	15,600	22,700	3,300	57,100	1,434,300
1992	248,900	180,000	126,600	44,900	4,400	708,100	24,400	89,300	15,800	21,200	2,200	64,400	1,530,200
1993	204,100	253,800	153,200	51,600	3,200	849,600	35,800	129,700	19,900	13,600	3,800	50,200	1,768,500
1994	320,500	236,500	146,200	37,300	8,500	852,200	74,300	177,400	20,800	26,600	5,900	45,800	1,952,000
1995	372,300	326,300	214,300	57,600	13,100	1,201,600	80,800	207,700	38,300	29,900	5,900	63,900	2,611,700
1996	420,200	352,700	263,200	84,300	12,500	1,457,000	66,200	281,600	37,300	40,000	7,500	79,100	3,101,600
1997	459,900	433,200	269,000	103,600	21,300	1,374,800	89,900	351,600	28,700	33,400	3,800	98,100	3,267,300
1998	468,800	386,200	282,100	120,200	7,700	1,655,500	106,200	366,300	33,100	49,200	2,100	92,800	3,570,200
1999	404,400	307,900	239,800	109,400	8,400	1,180,100	96,600	238,000	54,900	49,500	3,400	71,000	2,763,400
2000	403,100	304,800	176,500	84,400	2,600	993,500	36,700	187,900	16,100	58,000	9,100	70,600	2,343,300
2001	340,600	275,900	198,600	95,000	5,900	948,500	33,800	200,900	27,100	42,700	2,600	61,900	2,233,500
AVERAGES:													
61-65	441,000	233,560	207,740	59,360	8,850	1,235,520	50,260	180,200	14,325	28,120	4,500		2,457,900
66-70	541,240	377,880	277,000	137,520	12,180	2,039,820	107,400	295,520	22,060	64,940	4,980	57,760	3,938,300
71-75	520,040	371,060	314,700	117,360	10,420	1,879,920	99,520	314,360	27,600	79,340	6,280	72,780	3,813,380
76-80	539,740	419,800	269,260	139,340	13,080	1,675,080	85,300	309,360	31,520	63,840	7,540	112,920	3,666,780
81-85	414,300	315,700	265,560	98,520	11,020	1,162,660	84,660	248,300	29,320	48,800	6,520	83,380	2,768,740
86-90	280,120	223,640	131,180	52,720	8,340	796,920	41,440	96,700	19,700	41,000	2,300	81,220	1,775,280
91-95	277,520	231,360	151,640	46,480	6,920	853,080	46,400	140,560	22,080	22,800	4,220	56,280	1,859,340
96-00	431,280	356,960	246,120	100,380	10,500	1,332,180	79,120	285,080	34,020	46,020	5,180	82,320	3,009,160

ESTIMATES OF MALLARD HARVESTS IN THE PACIFIC FLYWAY (FWS WATERFOWL HARVEST SURVEY)

YEAR	WA	OR	ID	MT	WY	CA	NV	UT	CO	AZ	NM	AK	PF TOTAL
1961	210,800	85,000	138,800	44,400		197,000	8,900	35,200		2,300			722,400
1962	176,800	90,500	121,400	27,400	8,100	167,000	9,300	32,800	9,300	4,200	1,100		647,900
1963	228,600	88,800	185,400	49,100	7,500	267,500	22,200	76,500	12,000	4,700	3,000		945,300
1964	262,600	96,800	200,800	35,600	8,200	249,000	28,600	58,300	16,400	5,700	1,600		963,600
1965	298,000	93,300	150,700	77,800	6,000	295,000	25,100	64,400	11,300	3,500	5,300		1,030,400
1966	299,700	131,200	195,100	114,100	9,300	288,400	31,900	74,000	18,600	9,100	2,500	12,400	1,186,300
1967	295,500	149,900	238,600	106,400	7,700	446,000	30,300	85,600	22,000	10,000	1,900	19,500	1,413,400
1968	265,400	126,900	180,100	55,500	8,400	236,200	34,300	84,900	13,300	5,800	1,700	17,000	1,029,500
1969	243,800	156,500	202,400	107,300	10,300	331,700	25,400	65,000	17,100	13,400	2,200	12,400	1,187,500
1970	310,700	171,100	203,600	95,600	13,400	371,000	39,500	102,500	17,600	10,500	2,400	20,000	1,357,900
1971	298,300	123,500	251,100	90,700	6,000	313,400	36,000	107,000	22,700	14,500	1,200	22,600	1,287,000
1972	316,700	182,500	267,200	76,700	8,600	321,800	25,000	81,900	17,600	12,900	2,100	24,600	1,337,600
1973	350,900	149,500	216,000	68,500	7,400	219,400	24,000	85,400	21,200	8,000	2,100	23,500	1,175,900
1974	300,900	130,100	254,900	68,300	6,000	292,300	19,500	63,900	20,000	9,300	1,600	15,300	1,182,100
1975	277,500	146,200	230,700	79,200	6,200	293,100	28,200	69,500	19,800	6,100	2,200	16,100	1,174,800
1976	276,000	182,500	228,200	93,900	5,100	305,600	29,100	71,100	20,800	10,900	3,000	33,500	1,259,700
1977	283,500	137,200	141,000	90,500	6,200	229,700	16,100	57,100	19,200	5,700	1,700	32,200	1,020,100
1978	312,600	164,600	221,000	77,400	10,000	294,300	26,000	112,500	32,600	10,000	4,300	40,800	1,306,100
1979	274,800	143,100	159,500	83,000	10,400	260,700	23,800	78,300	17,200	12,500	2,400	42,000	1,107,700
1980	283,000	131,100	183,500	63,500	7,200	238,600	24,000	111,300	21,000	17,000	1,500	31,400	1,113,100
1981	249,200	117,100	252,500	60,600	8,000	239,000	26,200	69,900	19,000	8,300	1,700	22,900	1,074,400
1982	201,300	132,200	202,700	65,700	6,500	284,200	19,400	92,300	27,100	12,100	3,700	29,000	1,076,200
1983	287,000	174,900	218,800	68,400	7,800	298,600	39,900	72,000	24,900	15,700	3,700	27,500	1,239,200
1984	241,900	141,100	152,000	50,400	7,100	265,100	35,800	74,400	20,800	11,000	3,300	27,200	1,030,100
1985	227,500	129,900	168,100	53,000	4,500	261,800	17,300	64,600	18,200	10,900	1,900	20,100	977,800
1986	219,200	133,600	113,600	51,900	6,100	257,600	15,400	46,200	15,700	9,700	1,900	29,300	900,200
1987	185,500	101,400	117,900	53,300	6,400	228,400	22,200	46,600	17,100	13,100	1,100	25,000	818,000
1988	141,100	83,200	82,200	24,700	6,100	140,700	11,200	25,700	9,900	7,500	700	25,600	558,600
1989	143,500	80,200	92,400	26,100	4,200	175,200	10,900	27,400	14,700	6,700	1,000	22,900	605,200
1990	161,400	100,600	73,100	27,200	2,100	179,700	11,600	29,200	9,200	8,000	500	32,500	635,100
1991	149,400	69,500	82,300	28,000	3,300	161,300	6,300	34,200	11,800	5,800	1,600	20,300	573,800
1992	155,000	93,500	99,900	32,600	2,800	182,700	11,400	33,700	11,100	6,400	1,200	21,200	651,500
1993	124,100	113,700	109,600	36,800	2,500	228,400	15,600	37,500	15,400	3,300	1,900	18,200	707,000
1994	188,700	111,600	105,600	24,000	6,000	197,400	33,800	51,600	13,400	9,000	2,300	14,100	757,500
1995	207,800	137,800	155,300	38,500	7,400	258,800	25,400	71,600	27,200	13,300	2,800	19,700	965,600
1996	214,100	174,100	186,900	54,700	6,800	372,600	27,600	111,400	26,100	12,100	2,400	27,000	1,215,800
1997	237,500	189,800	178,500	73,300	12,200	310,500	19,200	109,100	20,800	8,600	400	33,100	1,193,000
1998	270,000	212,800	196,400	94,600	4,100	449,700	38,800	130,600	21,100	8,300	800	31,300	1,458,500
1999	239,800	152,300	183,800	83,000	5,500	303,300	33,600	71,300	41,800	12,600	1,800	21,800	1,150,600
2000	253,600	151,500	129,600	64,900	1,900	317,700	11,400	60,800	10,600	17,300	5,800	18,200	1,043,300
2001	205,800	130,900	152,100	74,900	3,900	270,700	12,100	87,700	21,300	15,100	1,400	23,600	999,500
AVERAGES:													
61-65	235,360	90,880	159,420	46,860	7,450	235,100	18,820	53,440	12,250	4,080	2,750		861,920
66-70	283,020	147,120	203,960	95,780	9,820	334,660	32,280	82,400	17,720	9,760	2,140	16,260	1,234,920
71-75	308,860	146,360	243,980	76,680	6,840	288,000	26,540	81,540	20,260	10,160	1,840	20,420	1,231,480
76-80	285,980	151,700	186,640	81,660	7,780	265,780	23,800	86,060	22,160	11,220	2,580	35,980	1,161,340
81-85	241,380	139,040	198,820	59,620	6,780	269,740	27,720	74,640	22,000	11,600	2,860	25,340	1,079,540
86-90	170,140	99,800	95,840	36,640	4,980	196,320	14,260	35,020	13,320	9,000	1,040	27,060	703,420
91-95	165,000	105,220	110,540	31,980	4,400	205,720	18,500	45,720	15,780	7,560	1,960	18,700	731,080
96-00	243,000	176,100	175,040	74,100	6,100	350,760	26,120	96,640	24,080	11,780	2,240	26,280	1,212,240

ESTIMATES OF AMERICAN WIGEON HARVESTS IN THE PACIFIC FLYWAY (FWS WATERFOWL HARVEST SURVEY)

YEAR	WA	OR	ID	MT	WY	CA	NV	UT	CO	AZ	NM	AK	PF TOTAL
1961	75,900	46,600	16,300	4,600		183,900	2,500	5,600		2,300			337,700
1962	69,200	46,800	13,300	2,700	200	128,500	1,200	5,400	0	2,000	0		269,300
1963	98,400	47,700	14,000	4,300	300	159,200	3,100	13,000	100	3,600	200		343,900
1964	54,400	43,100	16,100	2,800	200	166,300	4,200	9,600	700	3,100	200		300,700
1965	69,800	44,900	11,800	7,400	100	202,200	2,600	15,200	400	2,500	TR		356,900
1966	81,100	91,900	12,000	14,300	300	215,200	10,300	20,500	800	5,200	500	8,100	460,200
1967	71,000	61,300	37,400	9,600	300	311,800	6,900	21,600	1,700	6,300	400	8,000	536,300
1968	114,400	73,400	16,000	11,800	800	169,600	6,000	17,700	900	4,900	900	9,200	425,600
1969	109,000	72,200	20,700	9,800	200	229,900	6,400	18,600	900	7,900	200	8,000	483,800
1970	91,700	67,900	25,400	6,700	800	264,000	8,900	20,600	600	4,600	100	9,600	500,900
1971	58,900	73,800	23,200	5,500	400	255,300	9,000	24,700	1,500	9,100	1,600	12,500	475,500
1972	73,900	53,400	28,000	16,100	600	231,500	5,700	10,700	3,500	6,400	700	15,100	445,600
1973	69,100	54,900	14,300	7,300	1,000	145,600	6,600	20,500	900	2,100	500		336,200
1974	52,800	39,100	16,000	6,300	800	194,300	5,800	14,200	2,200	6,300	1,200	9,700	348,700
1975	75,800	82,600	17,100	8,600	1,100	193,900	11,400	26,400	1,300	5,400	200	12,600	436,400
1976	86,100	96,600	12,200	7,500	6,400	278,700	11,400	23,900	1,700	5,100	1,800	13,700	545,100
1977	84,600	66,300	21,100	9,500	600	162,400	7,500	16,800	600	3,000	1,000	11,900	385,300
1978	63,500	93,800	35,000	7,400	1,300	179,400	5,900	15,300	2,200	5,000	2,700	16,200	427,700
1979	64,200	76,000	11,300	10,300	600	168,300	5,800	14,300	2,800	5,000	1,700	18,100	378,400
1980	70,200	53,700	18,000	8,900	600	165,600	4,300	18,000	1,300	5,700	900	16,300	363,500
1981	49,800	44,700	10,900	5,600	600	125,800	5,700	9,400	1,400	2,400	2,100	10,000	268,400
1982	39,100	62,000	24,600	5,600	600	122,800	4,000	15,000	1,400	3,700	400	10,800	290,000
1983	38,000	56,700	12,400	8,300	1,300	103,700	7,400	17,300	1,200	2,600	2,200	16,200	267,300
1984	54,000	37,800	11,700	3,800	800	94,600	3,900	9,900	900	2,800	1,600	13,200	235,000
1985	43,300	39,200	13,400	5,400	200	106,000	3,500	8,400	1,600	3,900	1,500	11,400	237,800
1986	40,700	43,500	13,300	3,600	800	113,900	4,200	12,200	2,100	4,200	600	17,000	256,100
1987	32,300	34,600	9,200	3,300	1,100	124,300	3,600	5,500	1,100	5,600	900	15,200	236,700
1988	30,300	32,700	5,300	1,700	300	63,100	2,100	5,300	800	4,500	300	9,900	156,300
1989	33,800	27,800	6,800	2,900	900	71,700	1,800	5,600	1,000	2,400	200	12,400	167,300
1990	37,500	29,100	6,900	2,700	300	80,100	1,500	5,400	1,200	2,500	100	10,500	177,800
1991	33,800	24,600	7,300	2,200	500	94,300	1,000	5,100	600	3,100	500	8,500	181,500
1992	32,100	24,200	7,200	2,100	200	72,900	1,200	4,100	800	1,800	300	10,500	157,400
1993	30,100	40,800	12,800	3,300	100	77,300	2,200	5,000	1,000	1,300	500	9,200	183,600
1994	44,500	35,500	11,600	3,000	300	97,600	8,100	10,200	1,300	1,300	1,200	8,800	223,400
1995	58,500	53,900	16,600	5,400	1,000	158,500	3,700	9,200	1,800	2,000	600	11,700	322,900
1996	72,400	44,500	17,400	4,200	1,300	174,800	4,200	17,000	2,600	4,300	1,400	15,000	359,100
1997	73,700	49,500	24,000	5,100	1,300	161,100	6,900	22,200	1,800	3,100	400	16,700	365,800
1998	66,400	39,600	15,500	4,100	400	165,700	3,600	17,500	2,600	7,300	200	20,900	343,800
1999	63,500	43,400	15,200	5,800	600	148,700	3,000	12,800	3,600	5,600	700	17,300	320,200
2000	42,600	34,800	13,900	4,600	300	113,100	2,600	15,700	1,100	6,700	1,300	15,300	252,000
2001	52,600	41,300	16,200	6,700	600	134,400	2,000	15,900	1,600	5,300	600	14,000	291,200
AVERAGES:													
61-65	73,540	45,820	14,300	4,360	200	168,020	2,720	9,760	300	2,700	133		321,700
66-70	93,440	73,340	22,300	10,440	480	238,100	7,700	19,800	980	5,780	420	8,580	481,360
71-75	66,100	60,760	19,720	8,760	780	204,120	7,700	19,300	1,880	5,860	840	12,660	408,480
76-80	73,720	77,280	19,520	8,720	1,900	190,880	6,980	17,660	1,720	4,760	1,620	15,240	420,000
81-85	44,840	48,080	14,600	5,740	700	110,580	4,900	12,000	1,300	3,080	1,560	12,320	259,700
86-90	34,920	33,540	8,300	2,840	680	90,620	2,640	6,800	1,240	3,840	420	13,000	198,840
91-95	39,800	35,800	11,100	3,200	420	100,120	3,240	6,720	1,100	1,900	620	9,740	213,760
96-00	63,720	42,360	17,200	4,760	780	152,680	4,060	17,040	2,340	5,400	800	17,040	328,180

ESTIMATES OF GREEN-WINGED TEAL HARVESTS IN THE PACIFIC FLYWAY (FWS WATERFOWL HARVEST SURVEY)

YEAR	WA	OR	ID	MT	WY	CA	NV	UT	CO	AZ	NM	AK	PF TOTAL
1961	38,700	19,600	14,300	1,000		153,300	3,900	22,100		3,600			256,500
1962	38,400	26,100	9,000	700	200	145,100	5,000	13,700	400	5,300	100		244,000
1963	48,000	29,700	11,100	2,600	300	242,500	9,500	32,400	700	8,300	1,000		386,100
1964	50,100	23,600	9,200	1,500	100	214,600	10,900	15,400	900	10,700	500		337,500
1965	44,100	32,500	8,400	4,600	600	216,200	12,700	37,300	800	5,900	800		363,900
1966	48,100	31,100	10,400	7,200	200	267,100	11,500	46,700	1,300	10,800	800	8,400	443,600
1967	59,800	38,700	22,900	5,000	200	363,100	15,500	35,400	1,500	13,900	700	14,400	571,100
1968	57,700	47,200	11,600	6,000	600	262,500	23,400	68,500	1,300	13,200	400	12,600	505,000
1969	57,800	43,800	18,900	9,800	1,200	332,200	17,800	51,300	300	17,500	300	7,200	558,100
1970	61,800	53,000	10,700	12,100	700	361,300	11,600	33,800	1,400	11,300	1,200	7,600	566,500
1971	42,700	39,100	11,500	8,500	600	295,900	16,000	57,400	3,600	19,200	600	7,500	502,600
1972	55,100	46,700	15,400	9,900	400	332,600	17,600	35,600	2,000	25,000	2,500	13,800	556,600
1973	43,100	37,600	11,200	5,100	400	245,200	16,900	52,600	700	10,400	1,400	11,400	436,000
1974	37,600	17,500	18,900	6,800	800	319,600	10,700	46,600	2,000	14,100	1,100	8,300	484,000
1975	66,800	62,600	19,400	10,500	500	344,700	23,400	66,500	2,000	18,700	1,000	8,900	625,000
1976	86,900	71,500	19,400	12,600	2,200	403,000	25,100	65,100	2,300	18,800	900	15,000	722,800
1977	85,300	50,400	23,500	9,500	1,000	306,400	19,600	43,600	5,100	19,300	400	17,000	581,100
1978	78,600	77,900	26,000	7,800	2,300	405,100	19,000	62,700	5,100	15,900	1,000	18,200	719,600
1979	59,700	50,500	16,700	10,200	1,500	292,000	11,800	36,400	3,700	16,200	600	18,200	517,500
1980	71,300	67,900	16,100	7,900	800	259,100	12,300	45,500	1,500	15,200	200	14,200	512,000
1981	57,300	44,300	19,800	10,300	800	211,800	11,000	34,600	2,300	9,300	800	11,000	413,300
1982	51,300	29,700	12,800	6,100	900	266,500	11,100	54,600	2,600	10,800	200	12,800	459,400
1983	63,900	39,500	14,600	6,300	1,400	203,700	13,500	37,500	2,500	12,800	400	12,800	408,900
1984	52,000	41,300	10,700	5,500	1,000	178,200	14,100	22,300	1,600	5,900	200	16,700	349,500
1985	45,200	50,700	11,800	3,400	800	180,800	9,100	30,800	900	12,400	600	11,400	357,900
1986	31,300	34,000	15,700	7,500	2,200	176,800	10,200	31,900	2,700	12,400	500	13,600	338,800
1987	37,200	27,400	11,100	4,100	700	214,100	12,100	14,100	2,000	17,800	1,100	11,900	353,600
1988	33,000	29,600	10,400	1,400	2,200	122,900	8,700	11,000	1,100	8,800	500	11,300	240,900
1989	26,400	28,100	7,200	3,100	1,200	185,000	7,200	17,500	3,000	7,400	200	9,100	295,400
1990	29,500	32,700	6,900	1,300	500	149,900	6,900	19,400	2,200	7,200	TR**	9,100	265,600
1991	24,700	26,400	7,900	2,600	500	169,700	3,100	19,600	1,000	4,600	200	10,300	270,600
1992	22,100	20,800	5,900	2,100	500	183,900	5,800	18,000	1,300	5,200	300	8,900	274,800
1993	21,400	32,600	10,400	1,800	300	219,300	5,500	38,700	1,500	3,000	400	6,400	341,300
1994	28,200	22,300	7,800	2,000	400	183,100	9,700	35,100	2,000	6,600	700	7,300	305,200
1995	33,500	33,500	11,300	2,200	1,000	290,000	16,100	46,400	2,900	4,600	1,200	9,500	452,200
1996	34,700	43,300	15,500	3,700	900	305,000	7,500	55,600	3,900	6,400	700	9,400	486,600
1997	40,100	47,000	18,300	2,700	1,200	309,800	18,900	83,600	2,300	5,800	300	14,400	544,400
1998	49,700	45,200	20,600	6,400	900	350,000	16,000	72,200	4,600	9,000	300	6,800	581,700
1999	33,400	32,500	16,300	3,400	700	275,400	26,500	59,400	5,200	12,100	500	11,500	476,900
2000	39,400	37,400	9,300	2,100	100	207,200	12,200	48,100	1,500	7,800	800	9,600	375,500
2001	22,000	25,700	10,300	2,900	700	179,800	8,600	35,200	1,000	9,800	200	8,500	304,700
AVERAGES:													
61-65	43,860	26,300	10,400	2,080	300	194,340	8,400	24,180	700	6,760	600		317,600
66-70	57,040	42,760	14,900	8,020	580	317,240	15,960	47,140	1,160	13,340	680	10,040	528,860
71-75	49,060	40,700	15,280	8,160	540	307,600	16,920	51,740	2,060	17,480	1,320	9,980	520,840
76-80	76,360	63,640	20,340	9,600	1,560	333,120	17,560	50,660	3,540	17,080	620	16,520	610,600
81-85	53,940	41,100	13,940	6,320	980	208,200	11,760	35,960	1,980	10,240	440	12,940	397,800
86-90	31,480	30,360	10,260	3,480	1,360	169,740	9,020	18,780	2,200	10,720	575	11,000	298,860
91-95	25,980	27,120	8,660	2,140	540	209,200	8,040	31,560	1,740	4,800	560	8,480	328,820
96-00	39,460	41,080	16,000	3,660	760	289,480	16,220	63,780	3,500	8,220	520	10,340	493,020

** - TRace = Fewer than 50

ESTIMATES OF NORTHERN SHOVELER HARVESTS IN THE PACIFIC FLYWAY (FWS WATERFOWL HARVEST SURVEY)

YEAR	WA	OR	ID	MT	WY	CA	NV	UT	CO	AZ	NM	AK	PF TOTAL
1961	5,800	6,700	1,500	1,000		108,400	1,800	21,900		600			147,700
1962	9,300	7,400	1,000	100	0	86,800	1,700	12,700	0	1,300	100		120,400
1963	14,000	9,200	4,500	400	0	182,300	3,000	21,200	200	1,600	200		236,600
1964	7,100	5,200	2,100	200	100	77,200	4,900	14,800	200	3,400	100		115,300
1965	7,000	6,200	1,200	700	TR*	139,600	7,600	22,000	0	2,800	1,300		188,400
1966	15,200	11,600	2,100	2,900	TR	162,300	11,800	26,800	200	2,800	100	1,500	237,300
1967	10,500	9,200	4,100	4,800	100	194,200	9,300	24,100	400	7,300	500	3,200	267,700
1968	18,600	10,000	1,100	5,600	100	111,500	8,400	16,900	0	4,100	TR	5,200	181,500
1969	13,000	12,400	1,700	2,000	0	197,400	15,400	22,100	100	8,100	100	1,300	273,600
1970	7,000	9,400	3,600	1,500	0	201,800	7,700	25,100	300	8,300	400	2,600	267,700
1971	2,700	12,400	1,300	700	0	189,300	7,700	23,600	500	7,200	TR	2,600	248,000
1972	2,500	11,200	1,300	1,700	200	157,400	6,300	16,200	200	4,600	400	4,700	206,700
1973	7,800	9,700	1,800	1,000	0	101,100	4,100	25,100	100	1,400	TR		155,600
1974	8,400	6,800	1,100	1,500	200	167,400	6,700	29,100	100	5,700	100	1,900	229,000
1975	11,600	15,800	2,300	3,200	200	184,500	9,100	63,600	100	9,200	TR	3,200	302,800
1976	13,300	5,200	3,800	2,300	100	185,600	2,300	30,500	200	4,500	100	7,600	255,500
1977	15,300	11,900	2,900	4,400	0	115,300	4,500	11,100	100	1,800	TR	5,900	173,200
1978	9,900	11,700	5,200	5,100	300	161,000	5,100	9,700	300	5,900	100	5,200	219,500
1979	4,400	10,300	1,700	2,600	400	112,600	4,200	26,400	300	2,500	100	4,400	169,900
1980	6,900	8,000	1,700	2,100	100	108,400	4,400	14,100	0	2,800	TR	6,900	155,400
1981	6,700	6,900	2,600	3,000	0	120,400	5,900	17,400	200	2,700	0	2,700	168,500
1982	7,300	6,100	1,200	2,800	200	140,200	3,200	17,200	100	2,700	0	3,500	184,500
1983	4,800	13,900	3,600	2,100	0	112,400	9,900	62,800	TR	4,500	0	4,700	218,700
1984	5,800	8,500	2,000	2,300	200	91,900	8,700	22,300	100	2,200	0	4,700	148,700
1985	7,800	5,000	2,800	1,300	100	99,600	4,700	9,400	200	3,100	100	5,200	139,300
1986	5,800	6,500	1,800	1,500	100	86,600	5,700	11,900	400	2,600	0	5,700	128,600
1987	5,300	10,400	1,600	1,900	100	113,100	5,000	4,600	200	5,200	TR	3,300	150,700
1988	3,300	5,000	900	300	TR	44,400	3,200	4,000	0	700	0	3,800	65,600
1989	3,200	4,700	400	1,000	TR	64,200	3,800	3,700	0	1,900	TR	4,000	86,900
1990	3,400	6,900	800	1,100	100	69,500	1,700	6,100	100	1,000	0	5,800	96,500
1991	2,600	2,700	1,000	600	100	49,400	700	8,200	TR	1,200	100	3,000	69,600
1992	6,100	4,200	700	1,100	TR	74,100	1,300	6,100	200	1,600	TR	4,500	99,900
1993	3,100	5,800	1,000	600	0	60,200	1,000	12,100	0	600	100	3,200	87,700
1994	8,400	8,300	2,500	800	300	106,000	4,300	17,100	300	2,000	0	1,500	151,500
1995	4,500	8,800	1,400	700	400	101,100	3,900	15,200	500	900	TR	3,900	141,300
1996	6,700	10,400	5,500	2,800	400	163,300	2,600	9,100	500	3,000	200	5,200	209,700
1997	10,600	32,400	5,200	3,800	600	171,600	5,600	18,100	300	3,100	700	7,400	259,400
1998	12,100	12,800	2,400	1,600	100	215,500	6,100	44,000	500	2,900	TR*	5,100	303,100
1999	4,500	13,900	2,700	2,800	100	112,000	5,800	41,600	0	1,800	100	2,700	188,000
2000	5,800	10,100	2,200	500	0	87,500	1,600	10,500	0	3,100	200	3,400	124,900
2001	4,400	15,500	2,000	500	200	105,300	3,500	7,300	0	1,400	0	2,100	142,200
AVERAGES:													
61-65	8,640	6,940	2,060	480	33	118,860	3,800	18,520	100	1,940	425		161,680
66-70	12,860	10,520	2,520	3,360	50	173,440	10,520	23,000	200	6,120	275	2,760	245,560
71-75	6,600	11,180	1,560	1,620	120	159,940	6,780	31,520	200	5,620	250	3,180	228,420
76-80	9,960	9,420	3,060	3,300	180	136,580	4,100	18,360	180	3,500	100	6,000	194,700
81-85	6,480	8,080	2,440	2,300	100	112,900	6,480	25,820	150	3,040	20	4,160	171,940
86-90	4,200	6,700	1,100	1,160	100	75,560	3,880	6,060	140	2,280	0	4,520	105,660
91-95	4,940	5,960	1,320	760	200	78,160	2,240	11,740	250	1,260	67	3,220	110,000
96-00	7,940	15,920	3,600	2,300	240	149,980	4,340	24,660	260	2,780	300	4,760	217,020

* - TRace = Fewer than 50

ESTIMATES OF PINTAIL HARVESTS IN THE PACIFIC FLYWAY (FWS WATERFOWL HARVEST SURVEY)

YEAR	WA	OR	ID	MT	WY	CA	NV	UT	CO	AZ	NM	AK	PF TOTAL
1961	35,700	15,900	9,800	2,400		299,300	1,700	15,200		2,300			382,300
1962	43,600	33,100	7,200	800	100	285,300	2,700	27,100	0	3,000	0		402,900
1963	46,800	41,700	10,900	1,900	100	415,700	5,400	49,400	200	2,600	200		574,900
1964	37,400	35,000	6,000	1,500	200	342,000	9,300	26,200	400	4,400	TR		462,400
1965	38,100	39,800	5,100	2,900	TR**	373,000	12,300	60,500	0	7,700	200		539,600
1966	44,800	54,100	10,900	6,700	100	563,000	12,500	61,000	100	5,600	100	10,500	769,400
1967	42,200	42,700	17,400	5,700	100	798,500	24,800	81,200	500	11,500	200	11,300	1,036,100
1968	45,300	44,400	11,000	6,200	500	381,100	12,500	58,700	200	7,400	400	17,200	584,900
1969	52,400	66,300	5,300	4,700	300	900,500	18,100	55,100	200	10,400	100	7,200	1,120,600
1970	52,100	64,300	18,000	4,300	700	1,032,900	26,400	69,300	100	13,800	300	12,600	1,294,800
1971	40,700	49,100	13,900	8,500	900	752,100	20,700	57,400	500	15,600	400	15,400	975,200
1972	54,700	60,800	19,000	12,800	300	715,300	21,300	38,500	400	18,000	900	25,400	967,400
1973	49,600	59,300	13,000	6,300	300	477,000	19,700	81,900	300	8,100	400	23,600	739,500
1974	45,500	52,600	14,200	5,300	300	712,400	12,000	67,800	300	17,700	200	8,900	937,200
1975	54,200	90,600	16,900	7,300	300	746,900	28,400	88,800	600	11,400	200	14,800	1,060,400
1976	45,900	79,700	17,400	7,100	200	680,600	13,200	72,800	700	10,300	300	22,200	950,400
1977	61,700	46,200	10,600	7,500	500	350,800	12,700	42,200	100	8,400	TR	26,900	567,600
1978	65,400	85,000	15,800	13,600	300	596,000	14,000	52,200	700	8,500	100	18,900	870,500
1979	31,800	53,100	8,300	8,200	400	641,500	11,200	65,000	1,100	8,100	600	16,300	845,600
1980	52,900	49,700	8,900	8,100	200	410,000	17,500	78,000	400	7,500	100	23,900	657,200
1981	27,700	43,400	10,000	6,200	200	261,000	9,900	41,000	300	3,900	200	18,100	421,900
1982	22,300	21,000	9,000	5,400	300	327,900	13,400	61,600	700	6,000	0	11,800	479,400
1983	30,400	37,700	7,200	4,300	200	334,300	12,800	33,100	200	4,600	200	13,200	478,200
1984	32,400	34,000	9,400	3,200	500	194,900	12,200	19,500	300	5,600	300	16,500	328,800
1985	24,100	37,600	7,700	2,600	100	200,300	5,800	11,300	500	2,500	300	13,300	306,100
1986	20,900	23,600	5,900	3,400	300	194,500	6,200	16,800	600	2,600	100	13,100	288,000
1987	17,800	18,100	6,500	2,500	200	243,800	5,200	9,900	100	7,300	0	10,600	322,000
1988	14,400	16,400	4,100	600	200	70,700	1,600	5,900	200	2,100	100	10,500	126,800
1989	13,100	16,900	3,300	1,400	100	91,600	2,400	8,000	100	2,400	100	11,100	150,500
1990	15,600	21,200	1,700	1,300	100	80,300	1,800	8,300	200	2,700	0	10,300	143,500
1991	14,000	14,700	3,300	1,800	200	81,300	1,000	8,200	200	1,600	200	6,500	133,000
1992	13,100	15,200	2,700	1,400	100	75,000	700	6,800	200	1,100	100	10,600	127,000
1993	8,900	20,600	3,400	1,200	TR	90,500	1,800	13,200	300	1,000	TR	5,000	145,900
1994	16,000	17,100	3,300	1,100	100	91,900	3,100	15,700	400	1,500	100	5,100	155,400
1995	19,500	27,200	6,200	1,900	400	162,000	10,500	28,700	500	1,600	0	8,800	267,300
1996	19,700	26,300	7,500	1,800	400	181,200	6,200	35,700	400	1,600	0	13,600	294,400
1997	35,100	37,900	5,700	2,500	300	187,100	9,900	57,500	100	2,000	200	10,300	348,600
1998	23,300	21,900	9,000	1,900	100	145,400	5,700	27,700	600	1,700	TR	13,000	250,300
1999	20,300	19,100	4,300	1,200	300	119,200	7,800	18,500	500	800	0	10,300	202,300
2000	24,600	21,100	4,600	1,400	100	85,500	2,500	17,000	100	2,400	0	16,900	176,200
2001	12,500	16,100	3,900	1,200	300	79,600	2,000	15,000	100	2,600	100	9,300	142,700
AVERAGES:													
61-65	40,320	33,100	7,800	1,900	133	343,060	6,280	35,680	150	4,000	133		472,420
66-70	47,360	54,360	12,520	5,520	340	735,200	18,860	65,060	220	9,740	220	11,760	961,160
71-75	48,940	62,480	15,400	8,040	420	680,740	20,420	66,880	420	14,160	420	17,620	935,940
76-80	51,540	62,740	12,200	8,900	320	535,780	13,720	62,040	600	8,560	275	21,640	778,260
81-85	27,380	34,740	8,660	4,340	260	263,680	10,820	33,300	400	4,520	200	14,580	402,880
86-90	16,360	19,240	4,300	1,840	180	136,180	3,440	9,780	240	3,420	60	11,120	206,160
91-95	14,300	18,960	3,780	1,480	200	100,140	3,420	14,520	320	1,360	100	7,200	165,720
96-00	24,600	25,260	6,220	1,760	240	143,680	6,420	31,280	340	1,700	50	12,820	254,360

** - TRace = Fewer than 50

ESTIMATES OF REDHEAD HARVESTS IN THE PACIFIC FLYWAY (FWS WATERFOWL HARVEST SURVEY)

YEAR	WA	OR	ID	MT	WY	CA	NV	UT	CO	AZ	NM	AK	PF TOTAL
1961	800	100	1,600	200		800	100	300		0			3,900
1962	400	400	1,200	100	0	1,000	300	500	0	400	0		4,300
1963	300	800	1,500	200	TR	4,300	500	700	0	100	TR		8,400
1964	1,700	2,300	1,700	600	0	7,800	3,000	9,100	200	1,500	0		27,900
1965	2,900	1,800	600	1,000	TR	10,600	4,000	16,500	0	2,300	200		39,900
1966	1,400	2,200	400	2,200	0	8,600	3,600	6,600	TR	2,400	TR	0	27,400
1967	1,800	1,700	5,000	1,300	0	9,800	4,100	11,400	0	2,100	100	0	37,300
1968	1,900	1,300	1,700	400	0	5,500	1,600	5,800	100	1,600	0	TR	19,900
1969	2,600	1,300	600	600	1,000	6,000	8,000	13,500	100	4,300	0	0	38,000
1970	1,100	3,700	3,600	100	0	12,900	3,600	10,000	200	4,000	200	TR	39,400
1971	4,000	5,800	4,600	800	100	13,200	5,900	14,100	300	5,800	TR	0	54,600
1972	1,900	2,900	1,300	1,400	0	5,800	800	6,800	100	7,500	0	0	28,500
1973	400	3,200	2,000	400	0	9,500	2,200	11,500	0	1,700	0	0	30,900
1974	5,200	1,100	900	1,000	0	8,900	1,800	5,100	0	2,400	100	0	26,500
1975	6,700	3,400	3,000	1,700	200	5,400	4,500	13,600	100	2,800	300	TR	41,700
1976	2,700	2,500	2,900	2,100	0	6,600	3,700	17,300	200	3,400	200	0	41,600
1977	900	1,600	1,500	1,200	0	7,100	1,700	10,600	100	1,900	100	200	26,900
1978	2,500	2,700	2,200	1,600	200	8,200	3,800	14,000	100	1,600	100	100	37,100
1979	1,900	1,700	700	400	400	6,600	3,800	8,000	0	2,700	0	600	26,800
1980	3,500	300	2,100	2,000	100	10,800	7,000	12,900	200	2,800	600	300	42,600
1981	3,400	900	900	1,800	100	7,900	3,400	6,200	500	2,200	300	400	28,000
1982	2,600	1,500	2,600	2,200	100	10,900	6,300	23,400	100	2,400	100	100	52,300
1983	3,700	2,300	2,500	1,500	100	14,800	6,300	11,200	0	2,000	TR	300	44,700
1984	1,700	2,000	2,800	1,100	100	6,600	2,800	7,800	300	1,700	0	300	27,200
1985	500	1,200	1,400	1,500	200	6,700	1,400	1,900	100	1,300	100	900	17,200
1986	2,200	500	1,200	500	TR	4,400	900	4,900	100	600	0	100	15,400
1987	800	1,000	600	600	TR	5,300	700	1,300	200	900	TR	TR	11,400
1988	500	400	1,600	0	0	2,300	200	700	100	400	0	100	6,300
1989	700	300	500	300	200	4,600	400	1,800	0	200	0	100	9,100
1990	700	800	500	500	0	2,500	600	1,300	100	300	0	200	7,500
1991	700	100	400	300	0	1,800	400	2,300	0	200	0	300	6,500
1992	200	100	200	200	TR	3,500	100	700	100	400	0	0	5,500
1993	800	800	400	200	TR	5,600	700	1,700	100	300	0	100	10,700
1994	1,900	1,000	600	400	100	5,800	1,200	4,700	TR	1,000	0	TR	16,700
1995	4,600	1,200	1,400	700	400	9,000	4,500	2,200	0	800	TR	0	24,800
1996	4,100	1,200	2,500	1,200	200	10,800	3,400	4,900	100	900	0	0	29,300
1997	5,700	2,400	3,800	1,900	100	11,700	7,300	7,600	0	600	0	0	41,100
1998	1,600	1,400	2,500	1,600	100	15,800	6,700	11,200	100	2,000	0	100	43,100
1999	1,100	1,100	300	700	0	4,900	2,000	3,900	0	1,900	0	0	15,900
2000	1,100	1,200	1,100	300	0	4,700	400	2,400	100	1,500	0	200	13,000
2001	3,700	100	200	400	0	5,000	200	2,400	0	0	0	0	12,000
AVERAGES:													
61-65	1,220	1,080	1,320	420	0	4,900	1,580	5,420	50	860	67		16,880
66-70	1,760	2,040	2,260	920	200	8,560	4,180	9,460	100	2,880	75	0	32,400
71-75	3,640	3,280	2,360	1,060	60	8,560	3,040	10,220	100	4,040	100	0	36,440
76-80	2,300	1,760	1,880	1,460	140	7,860	4,000	12,560	120	2,480	200	240	35,000
81-85	2,380	1,580	2,040	1,620	120	9,380	4,040	10,100	200	1,920	125	400	33,880
86-90	980	600	880	380	67	3,820	560	2,000	100	480	0	125	9,940
91-95	1,640	640	600	360	167	5,140	1,380	2,320	50	540	0	100	12,840
96-00	2,720	1,460	2,040	1,140	80	9,580	3,960	6,000	60	1,380	0	60	28,480

ESTIMATES OF CANVASBACK HARVESTS IN THE PACIFIC FLYWAY (FWS WATERFOWL HARVEST SURVEY)

YEAR	WA	OR	ID	MT	WY	CA	NV	UT	CO	AZ	NM	AK	PF TOTAL
1961	500	100	1,000	0		400	0	100		0			2,100
1962	300	0	100	0	0	0	0	0	0	0	0		400
1963	100	200	300	0	0	0	TR	0	0	0	0		600
1964	500	1,400	600	0	0	9,200	500	1,100	0	400	TR		13,700
1965	2,600	600	300	100	TR**	8,300	200	1,800	0	300	0		14,200
1966	4,400	7,800	900	100	100	39,900	3,300	8,400	0	1,700	200	200	67,000
1967	3,200	4,700	0	500	0	15,500	2,300	1,100	0	600	100	100	28,100
1968	1,200	2,700	0	100	0	10,500	800	1,900	0	700	100	TR	18,000
1969	1,500	2,600	800	400	0	12,300	4,200	1,700	0	2,200	300	300	26,300
1970	3,600	12,200	0	300	0	26,900	5,300	5,100	0	1,600	300	500	55,800
1971	600	12,800	1,200	300	100	34,400	2,000	2,900	0	500	0	100	54,900
1972	0	800	0	0	100	900	100	200	0	0	0	300	2,400
1973	1,600	2,500	200	200	0	13,800	600	3,500	0	500	TR	100	23,000
1974	1,400	900	1,300	800	0	27,100	1,800	4,300	0	1,000	100	400	39,100
1975	2,000	5,400	500	400	0	28,100	4,600	3,300	0	1,200	100	200	45,800
1976	3,600	2,600	1,400	1,600	100	34,200	2,500	4,700	0	1,200	0	400	52,300
1977	1,600	2,500	700	1,000	0	22,400	500	3,600	100	TR	100	400	32,900
1978	2,400	6,300	300	1,700	100	14,100	2,400	3,100	0	700	100	300	31,500
1979	3,000	2,400	400	500	0	14,800	2,000	1,400	100	1,400	0	300	26,300
1980	4,300	3,900	800	1,000	0	10,300	900	1,500	0	400	0	600	23,700
1981	2,400	1,500	500	400	0	14,300	3,500	2,200	0	100	0	300	25,200
1982	1,800	1,600	500	100	0	10,600	2,400	2,700	0	100	0	100	19,900
1983	4,100	1,900	500	1,200	0	6,900	2,900	3,500	0	600	0	900	22,500
1984	1,000	2,600	1,900	400	0	12,200	2,600	4,300	0	400	100	600	26,100
1985	1,800	1,500	800	1,600	100	27,500	1,600	1,800	100	600	0	400	37,800
1986	1,800	1,000	400	200	0	16,300	800	1,400	0	100	0	300	22,300
1987	800	900	400	700	100	12,600	800	1,000	0	600	0	500	18,400
1988	200	0	0	0	0	100	0	100	0	0	0	200	600
1989	900	600	200	200	0	7,100	100	300	100	200	0	200	9,900
1990	900	900	200	400	0	4,100	200	300	0	100	TR	300	7,400
1991	600	700	200	200	TR	4,700	200	400	0	100	0	500	7,600
1992	400	800	300	100	0	8,800	200	200	100	200	0	200	11,300
1993	400	900	0	300	0	10,200	300	400	100	100	0	100	12,800
1994	1,400	1,200	300	400	100	14,400	300	1,000	100	600	0	200	20,000
1995	2,300	700	300	200	0	10,200	1,800	100	0	200	0	300	16,100
1996	3,300	500	600	400	TR	12,700	1,400	1,600	100	800	0	700	22,100
1997	2,400	2,000	600	1,100	0	17,000	1,000	900	0	700	0	400	26,100
1998	800	1,000	700	500	0	21,300	900	1,000	100	800	0	300	27,400
1999	1,400	1,400	0	700	0	13,300	700	1,300	0	400	0	0	19,200
2000	700	1,700	300	500	TR	10,600	200	2,700	0	900	0	200	17,800
2001	700	500	0	100	0	6,000	TR	1,200	0	200	0	0	8,700
AVERAGES:													
61-65	800	460	460	20	0	3,580	175	600	0	140	0		6,200
66-70	2,780	6,000	340	280	20	21,020	3,180	3,640	0	1,360	200	275	39,040
71-75	1,120	4,480	640	340	40	20,860	1,820	2,840	0	640	50	220	33,040
76-80	2,980	3,540	720	1,160	40	19,160	1,660	2,860	40	925	40	400	33,340
81-85	2,220	1,820	840	740	20	14,300	2,600	2,900	20	360	20	460	26,300
86-90	920	680	240	300	20	8,040	380	620	20	200	0	300	11,720
91-95	1,020	860	220	240	25	9,660	560	420	60	240	0	260	13,560
96-00	1,720	1,320	440	640	0	14,980	840	1,500	40	720	0	320	22,520

** - TRace = Fewer than 50

DF 04/02/03

ESTIMATES OF REGULAR-SEASON ALL-DUCK HARVESTS IN THE UNITED STATES
(FWS WATERFOWL HARVEST SURVEY)

YEAR	AF	MF	CF	P F		TOTAL	US TOTAL
				LWR STS	AK		
1961	737,800	1,746,700	788,300	2,065,900		2,065,900	5,338,700
1962	742,000	1,129,200	428,000	1,947,700		1,947,700	4,246,900
1963	905,000	2,505,300	1,002,400	2,832,100		2,832,100	7,244,800
1964	993,700	3,536,800	1,308,000	2,529,700		2,529,700	8,368,200
1965	1,021,400	3,311,400	1,079,300	2,914,200		2,914,200	8,326,300
1966	1,400,500	4,721,400	1,959,800	3,521,300	48,700	3,570,000	11,651,700
1967	1,331,200	4,506,400	2,027,700	4,372,700	65,500	4,438,200	12,303,500
1968	1,372,000	2,383,600	1,222,400	3,025,800	69,200	3,095,000	8,073,000
1969	1,802,300	4,278,100	2,402,200	4,064,400	43,800	4,108,200	12,590,800
1970	1,980,000	6,175,700	2,830,700	4,418,500	61,600	4,480,100	15,466,500
1971	1,720,100	5,207,100	2,703,400	3,981,100	67,900	4,049,000	13,679,600
1972	1,644,600	4,836,200	2,876,200	3,871,800	92,300	3,964,100	13,321,100
1973	1,547,200	4,421,400	2,363,400	3,222,000	83,700	3,305,700	11,637,700
1974	1,732,700	5,058,500	2,105,500	3,603,000	53,600	3,656,600	12,553,300
1975	1,858,100	6,387,700	2,796,800	4,025,000	66,400	4,091,400	15,134,000
1976	2,093,400	5,843,500	2,682,700	4,150,800	105,400	4,256,200	14,875,800
1977	1,881,900	5,794,200	2,336,600	3,084,500	108,300	3,192,800	13,205,500
1978	1,945,900	6,115,000	2,856,900	3,975,400	124,100	4,099,500	15,017,300
1979	1,849,500	6,197,200	2,587,700	3,360,700	114,800	3,475,500	14,109,900
1980	1,936,300	5,712,000	2,014,400	3,197,800	112,000	3,309,800	12,972,500
1981	1,889,900	5,286,100	1,957,900	2,698,300	75,700	2,774,000	11,907,900
1982	1,608,600	4,715,100	2,135,500	2,900,700	85,500	2,986,200	11,445,400
1983	1,669,800	5,580,800	2,059,700	3,065,500	92,200	3,157,700	12,468,000
1984	1,810,400	5,526,000	2,218,300	2,478,600	89,400	2,568,000	12,122,700
1985	1,400,600	3,965,700	1,421,800	2,283,600	74,100	2,357,700	9,145,800
1986	1,412,600	3,982,300	1,512,700	2,152,600	98,900	2,251,500	9,159,100
1987	1,388,600	3,605,000	1,643,300	2,121,900	80,900	2,202,800	8,839,700
1988	1,001,200	1,934,800	748,500	1,248,900	78,600	1,327,500	5,012,000
1989	1,156,900	2,597,300	918,700	1,475,300	69,600	1,544,900	6,217,800
1990	1,086,400	2,609,700	910,000	1,471,800	78,100	1,549,900	6,156,000
1991	1,183,000	2,835,300	753,400	1,377,200	57,100	1,434,300	6,206,000
1992	1,009,800	2,883,500	847,300	1,465,800	64,400	1,530,200	6,270,800
1993	1,105,100	2,958,200	972,500	1,718,100	50,200	1,768,300	6,804,100
1994	1,151,000	3,798,200	1,388,700	1,906,200	45,800	1,952,000	8,289,900
1995	1,722,400	6,188,900	1,951,800	2,547,700	63,900	2,611,600	12,474,700
1996	1,559,100	6,401,100	2,240,400	3,022,400	79,100	3,101,500	13,302,100
1997	1,853,200	7,443,400	2,833,300	3,169,300	98,100	3,267,400	15,397,300
1998	1,946,500	7,677,200	3,207,200	3,477,400	92,800	3,570,200	16,401,100
1999	1,972,500	7,892,100	2,693,300	2,692,600	71,000	2,763,600	15,321,500
2000	1,819,300	7,335,800	3,107,900	2,272,700	70,600	2,343,300	14,606,300
2001	1,576,200	6,264,800	3,241,300	2,171,700	61,900	2,233,600	13,315,900
AVERAGES:							
61-65	879,980	2,445,880	921,200	2,457,920		2,457,920	6,704,980
66-70	1,577,200	4,413,040	2,088,560	3,880,540	57,760	3,938,300	12,017,100
71-75	1,700,540	5,182,180	2,569,060	3,740,580	72,780	3,813,360	13,265,140
76-80	1,941,400	5,932,380	2,495,660	3,553,840	112,920	3,666,760	14,036,200
81-85	1,675,860	5,014,740	1,958,640	2,685,340	83,380	2,768,720	11,417,960
86-90	1,209,140	2,945,820	1,146,640	1,694,100	81,220	1,775,320	7,076,920
91-95	1,234,260	3,732,820	1,182,740	1,803,000	56,280	1,859,280	8,009,100
96-00	1,830,120	7,349,920	2,816,420	2,926,880	82,320	3,009,200	15,005,660

ESTIMATES OF REGULAR-SEASON MALLARD HARVESTS IN THE UNITED STATES
(FWS WATERFOWL HARVEST SURVEY)

YEAR	AF	MF	CF	P F		TOTAL	US TOTAL
				LWR STS	AK		
1961	105,000	866,900	409,000	722,400		722,400	2,103,300
1962	116,000	437,700	190,500	647,900		647,900	1,392,100
1963	137,100	926,300	404,500	945,300		945,300	2,413,200
1964	163,000	1,321,000	510,100	963,500		963,500	2,957,600
1965	160,800	919,200	318,000	1,030,500		1,030,500	2,428,500
1966	223,100	1,650,000	687,400	1,174,000	12,400	1,186,400	3,746,900
1967	231,300	1,732,300	807,800	1,393,900	19,500	1,413,400	4,184,800
1968	257,800	830,900	546,200	1,012,600	17,000	1,029,600	2,664,500
1969	330,400	1,431,600	802,500	1,175,300	12,400	1,187,700	3,752,200
1970	356,200	2,529,500	1,055,200	1,337,900	20,000	1,357,900	5,298,800
1971	339,100	2,163,700	1,231,800	1,264,400	22,600	1,287,000	5,021,600
1972	358,000	1,950,100	1,255,400	1,312,900	24,600	1,337,500	4,901,000
1973	335,800	1,687,900	1,007,000	1,152,300	23,500	1,175,800	4,206,500
1974	383,600	2,244,900	809,500	1,166,700	15,300	1,182,000	4,620,000
1975	409,300	2,518,200	934,900	1,159,000	16,100	1,175,100	5,037,500
1976	478,400	2,409,600	975,700	1,226,400	33,500	1,259,900	5,123,600
1977	388,100	2,270,200	789,500	987,900	32,200	1,020,100	4,467,900
1978	442,400	2,257,100	1,059,800	1,265,600	40,800	1,306,400	5,065,700
1979	437,800	2,346,100	923,100	1,065,700	42,000	1,107,700	4,814,700
1980	435,000	2,347,400	786,800	1,081,600	31,400	1,113,000	4,682,200
1981	444,600	2,062,100	784,400	1,051,600	22,900	1,074,500	4,365,600
1982	396,000	1,781,500	683,100	1,047,100	29,000	1,076,100	3,936,700
1983	417,400	2,017,900	772,600	1,211,500	27,500	1,239,000	4,446,900
1984	382,700	1,796,200	742,800	1,002,900	27,200	1,030,100	3,951,800
1985	319,900	1,532,900	510,800	957,900	20,100	978,000	3,341,600
1986	362,600	1,550,000	586,500	870,900	29,300	900,200	3,399,300
1987	340,400	1,458,700	612,500	793,000	25,000	818,000	3,229,600
1988	257,100	874,600	324,700	533,000	25,600	558,600	2,015,000
1989	321,500	1,094,700	335,200	582,200	22,900	605,100	2,356,500
1990	266,800	1,091,100	327,000	602,500	32,500	635,000	2,319,900
1991	317,700	1,189,700	293,700	553,600	20,300	573,900	2,375,000
1992	294,200	1,249,400	371,000	630,200	21,200	651,400	2,566,000
1993	313,600	1,336,800	395,700	688,900	18,200	707,100	2,753,200
1994	328,500	1,524,100	517,100	743,400	14,100	757,500	3,127,200
1995	424,000	2,342,600	711,700	946,000	19,700	965,700	4,444,000
1996	407,200	2,483,700	782,800	1,188,800	27,000	1,215,800	4,889,500
1997	478,200	2,848,400	913,200	1,159,800	33,100	1,192,900	5,432,700
1998	440,700	2,760,800	980,200	1,427,100	31,300	1,458,400	5,640,100
1999	439,200	3,082,400	914,600	1,128,700	21,800	1,150,500	5,586,700
2000	499,000	3,041,200	1,112,600	1,025,100	18,200	1,043,300	5,696,100
2001	399,400	2,500,200	1,303,600	975,800	23,600	999,400	5,202,600
AVERAGES:							
61-65	136,380	894,220	366,420	861,920		861,920	2,258,940
66-70	279,760	1,634,860	779,820	1,218,740	16,260	1,235,000	3,929,440
71-75	365,160	2,112,960	1,047,720	1,211,060	20,420	1,231,480	4,757,320
76-80	436,340	2,326,080	906,980	1,125,440	35,980	1,161,420	4,830,820
81-85	392,120	1,838,120	698,740	1,054,200	25,340	1,079,540	4,008,520
86-90	309,680	1,213,820	437,180	676,320	27,060	703,380	2,664,060
91-95	335,600	1,528,520	457,840	712,420	18,700	731,120	3,053,080
96-00	452,860	2,843,300	940,680	1,185,900	26,280	1,212,180	5,449,020

ESTIMATES OF GREEN-WINGED TEAL HARVESTS IN THE UNITED STATES (FWS WATERFOWL HARVEST SURVEY)

YEAR	A F		M F			C F			P F			U.S. TOTAL			
	SEPT.	RG.SEAS.	TOTAL	SEPT.	RG.SEAS.	TOTAL	SEPT.	RG.SEAS.	TOTAL	LWR STS	AK	TOTAL	SEPT.	RG.SEAS.	TOTAL
1961		49,900	49,900		137,400	137,400		104,100	104,100		256,600	256,600		548,000	548,000
1962		45,100	45,100		72,100	72,100		48,300	48,300		243,900	243,900		409,400	409,400
1963		59,400	59,400		169,900	169,900		119,200	119,200		386,100	386,100		734,600	734,600
1964		82,200	82,200		286,100	286,100		175,500	175,500		337,600	337,600		881,400	881,400
1965		68,500	68,500	22,900	210,200	233,100	14,500	153,400	167,900		363,800	363,800	37,400	795,900	833,300
1966		83,400	83,400	26,700	350,200	376,900	25,500	236,100	261,600	435,000	8,400	443,400	52,200	1,113,100	1,165,300
1967		94,300	94,300	56,500	447,300	503,800	47,400	272,100	319,500	556,600	14,400	571,000	103,900	1,384,700	1,488,600
1968		129,100	129,100		298,300	298,300		157,100	157,100		492,500	12,600	505,100		1,089,600
1969		160,500	160,500	18,100	371,000	389,100	18,500	311,300	329,800	550,700	7,200	557,900	36,600	1,400,700	1,437,300
1970	1,200	177,500	178,700	29,500	563,800	593,300	34,900	388,700	423,600	559,000	7,600	566,600	65,600	1,696,600	1,762,200
1971	800	149,600	150,400	16,600	319,900	336,500	21,200	278,100	299,300	495,000	7,500	502,500	38,600	1,250,100	1,288,700
1972	500	119,300	119,800	8,600	333,400	342,000	11,900	353,700	365,600	542,900	13,800	556,700	21,000	1,363,100	1,384,100
1973		109,500	109,500	17,600	335,000	352,600	13,200	292,100	305,300	424,600	11,400	436,000	30,800	1,172,600	1,203,400
1974		139,600	139,600	8,300	335,900	344,200	22,100	244,400	266,500	475,800	8,300	484,100	30,400	1,204,000	1,234,400
1975		122,400	122,400	24,700	626,600	651,300	33,400	516,200	549,600	616,200	8,900	625,100	58,100	1,890,300	1,948,400
1976		139,400	139,400	28,100	576,000	604,100	35,900	443,100	479,000	707,700	15,000	722,700	64,000	1,881,200	1,945,200
1977		119,900	119,900	33,200	661,100	694,300	24,400	444,900	469,300	563,900	17,000	580,900	57,600	1,806,800	1,864,400
1978		157,500	157,500	18,700	643,700	662,400	16,400	440,800	457,200	701,400	18,200	719,600	35,100	1,961,600	1,996,700
1979		126,500	126,500	19,400	559,900	579,300	23,600	449,900	473,500	499,300	18,200	517,500	43,000	1,653,800	1,696,800
1980		134,400	134,400	23,500	505,900	529,400	25,000	273,200	298,200	497,800	14,200	512,000	48,500	1,425,500	1,474,000
1981	300	122,600	122,900	15,500	429,100	444,600	21,000	278,600	299,600	402,300	11,000	413,300	36,800	1,243,600	1,280,400
1982	0	93,400	93,400	22,600	359,700	382,300	17,000	322,500	339,500	446,700	12,800	459,500	39,600	1,235,100	1,274,700
1983	0	88,700	88,700	24,400	466,600	491,000	10,800	283,800	294,600	396,000	12,800	408,800	35,200	1,247,900	1,283,100
1984	300	104,600	104,900	21,300	473,200	494,500	22,200	299,200	321,400	332,800	16,700	349,500	43,800	1,226,500	1,270,300
1985	300	111,600	111,900	21,100	310,500	331,600	15,200	217,800	233,000	346,500	11,400	357,900	36,600	997,800	1,034,400
1986	100	123,400	123,500	9,100	332,800	341,900	12,300	223,500	235,800	325,000	13,600	338,600	21,500	1,018,300	1,039,800
1987	200	92,100	92,300	11,200	448,500	459,700	22,400	318,500	340,900	341,700	11,900	353,600	33,800	1,212,700	1,246,500
1988	0	71,200	71,200	0	204,300	204,300	0	131,400	131,400	229,500	11,300	240,800	0	647,700	647,700
1989	0	112,700	112,700	0	326,300	326,300	0	187,200	187,200	286,400	9,100	295,500	0	921,700	921,700
1990	0	106,700	106,700	0	285,800	285,800	0	158,800	158,800	256,600	9,100	265,700	0	817,000	817,000
1991	0	72,300	72,300	0	228,800	228,800	0	94,100	94,100	260,300	10,300	270,600	0	665,800	665,800
1992	100	55,900	56,000	16,500	251,200	267,700	10,300	122,400	132,700	265,800	8,900	274,700	26,900	704,200	731,100
1993	0	64,900	64,900	7,800	228,700	236,500	5,100	148,100	153,200	335,000	6,400	341,400	12,900	783,100	796,000
1994	0	79,300	79,300	29,700	321,700	351,400	26,400	185,800	212,200	297,900	7,300	305,200	56,100	892,000	948,100
1995	100	172,000	172,100	21,200	601,000	622,200	9,300	256,300	265,600	442,700	9,500	452,200	30,600	1,481,500	1,512,100
1996	200	95,500	95,700	11,200	546,600	557,800	4,900	238,000	242,900	477,100	9,400	486,500	16,100	1,366,600	1,382,900
1997	400	161,800	162,200	15,600	787,800	803,400	12,700	332,600	345,300	530,000	14,400	544,400	28,700	1,826,600	1,855,300
1998	6,000	234,800	240,800	25,300	1,040,900	1,066,200	31,200	425,200	456,400	574,800	6,800	581,600	62,500	2,282,500	2,345,000
1999	12,000	264,400	276,400	14,300	1,096,100	1,110,400	8,700	346,300	355,000	465,600	11,500	477,100	35,000	2,183,900	2,218,900
2000	11,500	208,600	220,100	21,400	725,100	746,500	16,200	340,000	356,200	365,900	9,600	375,500	49,100	1,649,200	1,698,300
2001	8,000	140,200	148,200	16,600	629,900	646,500	18,300	323,900	342,200	296,000	8,500	304,500	42,900	1,398,500	1,441,400
AVERAGES:															
61-65		61,020	61,020	22,900	175,140	179,720	14,500	120,100	123,000	317,600		317,600	37,400	673,860	681,340
66-70	1,200	128,960	129,200	32,700	406,120	432,280	31,575	273,060	298,320	518,760	10,040	528,800	64,575	1,336,940	1,388,600
71-75	650	128,080	128,340	15,160	390,160	405,320	20,360	336,900	357,260	510,900	9,980	520,880	35,780	1,376,620	1,411,800
76-80		135,540	135,540	24,580	589,320	613,900	25,060	410,380	435,440	594,020	16,520	610,540	49,640	1,745,780	1,795,420
81-85	180	104,180	104,360	20,980	407,820	428,800	17,240	280,380	297,620	384,860	12,940	397,800	38,400	1,190,180	1,228,580
86-90	60	101,220	101,280	4,060	319,540	323,600	6,940	203,880	210,820	287,840	11,000	298,840	11,060	923,480	934,540
91-95	40	88,880	88,920	15,040	326,280	341,320	10,220	161,340	171,560	320,340	8,480	328,820	25,300	905,320	930,620
96-00	6,020	193,020	199,040	17,560	839,300	856,860	14,740	336,420	351,160	482,680	10,340	493,020	38,280	1,861,760	1,900,080

ESTIMATES OF BLUE-WINGED TEAL HARVESTS IN THE UNITED STATES (FWS WATERFOWL HARVEST SURVEY)

YEAR	A F		M F			C F			P F			U.S. TOTAL			
	SEPT.	RG.SEAS.	TOTAL	SEPT.	RG.SEAS.	TOTAL	SEPT.	RG.SEAS.	TOTAL	LWR STS	AK	TOTAL	SEPT.	RG.SEAS.	TOTAL
1961		12,000	12,000		35,200	35,200		9,600	9,600	39,200		39,200		96,000	96,000
1962		10,700	10,700		55,400	55,400		8,600	8,600	62,300		62,300		137,000	137,000
1963		18,100	18,100		203,600	203,600		41,500	41,500	82,400		82,400		345,600	345,600
1964		18,300	18,300		171,900	171,900		31,600	31,600	65,200		65,200		287,000	287,000
1965		19,200	19,200	281,200	138,500	419,700	104,200	32,700	136,900	84,100		84,100	385,400	274,500	659,900
1966		33,000	33,000	152,600	220,800	373,400	128,800	36,900	165,700	45,300		45,300	281,400	336,000	617,400
1967		28,900	28,900	205,500	217,700	423,200	148,000	58,400	206,400	105,100	100	105,200	353,500	410,200	763,700
1968		23,000	23,000		89,500	89,500		27,400	27,400	57,100	600	57,700		197,600	197,600
1969		51,900	51,900	193,100	267,800	460,900	154,600	50,700	205,300	59,700	100	59,800	347,700	430,200	777,900
1970	4,800	86,300	91,100	243,400	370,100	613,500	107,500	78,600	186,100	65,600	300	65,900	355,700	600,900	956,600
1971	3,300	42,700	46,000	156,200	435,700	591,900	69,400	134,400	203,800	72,800	0	72,800	228,900	685,600	914,500
1972	5,000	79,300	84,300	159,500	282,400	441,900	78,100	130,600	208,700	95,900	200	96,100	242,600	588,400	831,000
1973		80,100	80,100	151,900	351,000	502,900	69,800	157,400	227,200	121,700	300	122,000	221,700	710,500	932,200
1974		56,000	56,000	125,600	287,800	413,400	89,600	108,900	198,500	95,100	100	95,200	215,200	547,900	763,100
1975		63,000	63,000	190,200	520,400	710,600	103,600	151,500	255,100	87,100	0	87,100	293,800	822,000	1,115,800
1976		90,100	90,100	167,700	307,700	475,400	84,900	92,500	177,400	87,100	300	87,400	252,600	577,700	830,300
1977		48,000	48,000	128,000	344,400	472,400	78,000	57,300	135,300	79,600	700	80,300	206,000	530,000	736,000
1978		89,000	89,000	205,300	379,000	584,300	94,800	114,300	209,100	85,000	100	85,100	300,100	667,400	967,500
1979		101,500	101,500	165,100	432,600	597,700	93,500	116,800	210,300	64,500	600	65,100	258,600	716,000	974,600
1980		55,300	55,300	163,100	248,200	411,300	65,600	43,100	108,700	48,700	1,200	49,900	228,700	396,500	625,200
1981	5,700	42,100	47,800	138,800	232,200	371,000	60,000	90,400	150,400	49,300	400	49,700	204,500	414,400	618,900
1982	6,500	57,400	63,900	252,900	359,400	612,300	84,900	82,100	167,000	87,500	300	87,800	344,300	586,700	931,000
1983	11,600	90,900	102,500	284,600	522,700	807,300	75,600	97,200	172,800	91,800	200	92,000	371,800	802,800	1,174,600
1984	14,100	74,500	88,600	246,300	530,800	777,100	85,200	123,100	208,300	73,300	200	73,500	345,600	801,900	1,147,500
1985	12,900	54,600	67,500	211,700	237,600	449,300	82,200	42,700	124,900	38,700	200	38,900	306,800	373,800	680,600
1986	7,700	51,400	59,100	189,800	286,400	476,200	79,300	95,000	174,300	31,900	300	32,200	276,800	465,000	741,800
1987	7,800	35,400	43,200	194,200	153,200	347,400	80,800	38,100	118,900	34,800	0	34,800	282,800	261,500	544,300
1988	0	19,700	19,700	TR*	72,800	72,800	0	12,400	12,400	20,300	200	20,500	TR	125,400	125,400
1989	TR	20,000	20,000	0	84,200	84,200	0	23,000	23,000	43,000	100	43,100	TR	170,300	170,300
1990	TR	19,200	19,200	0	108,600	108,600	0	15,300	15,300	28,700	100	28,800	TR	171,900	171,900
1991	0	29,000	29,000	0	93,500	93,500	0	15,800	15,800	20,700	100	20,800	0	159,100	159,100
1992	3,000	22,100	25,100	138,900	73,500	212,400	58,500	20,200	78,700	23,500	100	23,600	200,400	139,400	339,800
1993	3,400	29,700	33,100	101,900	87,800	189,700	42,800	27,400	70,200	34,600	100	34,700	148,100	179,600	327,700
1994	4,200	32,300	36,500	202,900	184,700	387,600	67,900	35,800	103,700	21,200	0	21,200	275,000	274,000	549,000
1995	7,800	84,700	92,500	324,800	357,400	682,200	72,600	65,400	138,000	49,600	0	49,600	405,200	557,100	962,300
1996	14,700	73,600	88,300	324,100	423,300	747,400	103,800	91,400	195,200	49,500	0	49,500	442,600	637,800	1,080,400
1997	19,700	64,400	84,100	321,900	393,400	715,300	89,300	146,400	235,700	56,000	400	56,400	430,900	660,600	1,091,500
1998	26,000	76,800	102,800	255,600	367,500	623,100	132,900	186,500	319,400	77,600	200	77,800	414,500	708,600	1,123,100
1999	28,400	72,100	100,500	414,100	321,200	735,300	120,700	101,800	222,500	76,800	100	76,900	563,200	572,000	1,135,200
2000	30,600	54,900	85,500	484,100	271,300	755,400	116,000	139,500	255,500	40,600	0	40,600	630,700	506,300	1,137,000
2001	22,100	51,700	73,800	440,400	420,600	861,000	142,300	149,200	291,500	38,200	200	38,400	604,800	659,900	1,264,700
AVERAGES:															
61-65		15,660	15,660	281,200	120,920	177,160	104,200	24,800	45,640	66,640		66,640	385,400	228,020	305,100
66-70	4,800	44,620	45,580	198,650	233,180	392,100	134,725	50,400	158,180	66,560	275	66,780	334,575	394,980	662,640
71-75	4,150	64,220	65,880	156,680	375,460	532,140	82,100	136,560	218,660	94,520	120	94,640	240,440	670,880	911,320
76-80		76,780	76,780	165,840	342,380	508,220	83,360	84,800	168,160	72,980	580	73,560	249,200	577,520	826,720
81-85	10,160	63,900	74,060	226,860	376,540	603,400	77,580	87,100	164,680	68,120	260	68,380	314,600	595,920	910,520
86-90	5,167	29,140	32,240	96,000	141,040	217,840	32,020	36,760	68,780	31,740	140	31,880	279,800	238,820	350,740
91-95	3,680	39,560	43,240	153,700	159,380	313,080	48,360	32,920	81,280	29,920	60	29,980	205,740	261,840	467,580
96-00	23,880	68,360	92,240	359,960	355,340	715,300	112,540	133,120	245,660	60,100	140	60,240	496,380	617,060	1,113,440

* - TRace = Fewer than 50

DF 04/01/03

ESTIMATES OF REGULAR-SEASON PINTAIL HARVESTS IN THE UNITED STATES
(FWS WATERFOWL HARVEST SURVEY)

YEAR	AF	MF	CF	P F		TOTAL	US TOTAL
				LWR STS	AK		
1961	16,100	70,000	49,500	382,200		382,200	517,800
1962	17,500	51,300	46,300	402,800		402,800	517,900
1963	25,600	109,000	101,000	574,900		574,900	810,500
1964	23,900	173,600	130,000	462,300		462,300	789,800
1965	19,400	113,800	81,500	539,600		539,600	754,300
1966	27,600	220,600	178,300	758,900	10,500	769,400	1,195,900
1967	28,000	214,900	174,700	1,024,800	11,300	1,036,100	1,453,700
1968	26,400	100,700	92,700	567,700	17,200	584,900	804,700
1969	42,400	195,000	175,700	1,113,500	7,200	1,120,700	1,533,800
1970	46,400	272,900	292,700	1,282,300	12,600	1,294,900	1,906,900
1971	25,100	135,700	154,700	960,000	15,400	975,400	1,290,900
1972	24,500	136,700	164,600	941,900	25,400	967,300	1,293,100
1973	27,700	139,400	154,300	716,100	23,600	739,700	1,061,100
1974	34,700	123,000	162,500	928,400	8,900	937,300	1,257,500
1975	41,100	206,500	273,500	1,045,500	14,800	1,060,300	1,581,400
1976	42,400	157,100	194,800	928,100	22,200	950,300	1,344,600
1977	50,600	213,600	179,900	540,800	26,900	567,700	1,011,800
1978	35,700	210,500	239,400	851,700	18,900	870,600	1,356,200
1979	48,500	213,600	228,800	829,300	16,300	845,600	1,336,500
1980	38,900	215,800	193,100	633,300	23,900	657,200	1,105,000
1981	27,800	207,900	151,000	403,900	18,100	422,000	808,700
1982	38,600	126,600	158,700	467,600	11,800	479,400	803,300
1983	18,400	187,300	138,900	465,100	13,200	478,300	822,900
1984	34,700	153,400	165,700	312,500	16,500	329,000	682,800
1985	21,700	124,900	83,900	292,700	13,300	306,000	536,500
1986	19,000	90,200	72,000	275,000	13,100	288,100	469,300
1987	15,800	88,300	122,300	311,400	10,600	322,000	548,400
1988	7,500	39,200	36,400	116,300	10,500	126,800	209,900
1989	14,600	65,100	43,600	139,500	11,100	150,600	273,900
1990	10,500	49,500	43,200	133,200	10,300	143,500	246,700
1991	14,200	40,300	28,700	126,400	6,500	132,900	216,100
1992	12,500	56,500	32,100	116,300	10,600	126,900	228,000
1993	12,900	52,600	42,300	140,900	5,000	145,900	253,700
1994	18,300	81,200	61,300	150,400	5,100	155,500	316,300
1995	33,200	136,000	94,800	258,500	8,800	267,300	531,300
1996	19,300	123,800	96,600	280,800	13,600	294,400	534,100
1997	24,000	144,800	189,100	338,300	10,300	348,600	706,500
1998	33,600	177,000	125,000	237,300	13,000	250,300	585,900
1999	29,500	167,700	138,400	192,000	10,300	202,300	537,900
2000	22,400	161,500	136,600	159,300	16,900	176,200	496,700
2001	20,000	130,900	151,900	133,300	9,300	142,600	445,400
AVERAGES:							
61-65	20,500	103,540	81,660	472,360		472,360	678,060
66-70	34,160	200,820	182,820	949,440	11,760	961,200	1,379,000
71-75	30,620	148,260	181,920	918,380	17,620	936,000	1,296,800
76-80	43,220	202,120	207,200	756,640	21,640	778,280	1,230,820
81-85	28,240	160,020	139,640	388,360	14,580	402,940	730,840
86-90	13,480	66,460	63,500	195,080	11,120	206,200	349,640
91-95	18,220	73,320	51,840	158,500	7,200	165,700	309,080
96-00	25,760	154,960	137,140	241,540	12,820	254,360	572,220

HARVEST AGE RATIOS (IMM./AD.) FOR MALLARDS AND BLACK DUCKS (FWS WATERFOWL HARVEST SURVEY)

YEAR	MALLARD						BLACK DUCK		
	A.F.	M.F.	C.F.	P.F.	AK	U.S.	A.F.	M.F.	U.S.
1961	1.97	1.09	0.62	1.24		1.05	1.68	2.00	1.74
1962	1.55	1.46	0.91	1.27		1.29	1.32	1.60	1.37
1963	1.66	1.34	0.93	1.59		1.36	1.48	1.12	1.39
1964	1.77	1.17	0.65	1.22		1.10	1.49	1.21	1.41
1965	1.83	1.63	0.89	1.88		1.60	1.38	1.69	1.46
1966	1.72	1.50	0.94	1.54	14.42	1.40	1.51	1.11	1.37
1967	1.91	1.48	0.88	1.73	4.50	1.43	1.85	1.62	1.79
1968	2.08	1.10	0.46	1.04	3.91	0.97	1.89	1.44	1.80
1969	1.62	1.81	1.01	2.02	4.51	1.63	1.32	1.12	1.27
1970	1.93	1.19	0.73	1.46	2.20	1.18	1.72	0.99	1.46
1971	1.48	0.99	0.81	1.44	2.71	1.07	1.40	1.42	1.40
1972	1.58	0.96	0.58	1.10	3.65	0.91	1.35	0.94	1.19
1973	2.17	1.32	0.67	1.13	8.35	1.13	1.82	1.26	1.62
1974	2.15	1.92	1.19	1.90	3.15	1.77	1.81		1.72
1975	1.84	1.36	0.92	1.60	4.01	1.35	1.87	1.27	1.70
1976	1.88	1.26	0.90	1.69	3.89	1.32	1.38	1.09	1.30
1977	1.57	0.84	0.46	1.13	2.43	0.86	1.81	1.32	1.64
1978	1.64	1.15	1.00	1.80	4.94	1.30	1.60	1.49	1.58
1979	2.27	1.43	0.97	1.53	4.37	1.41	1.54	1.51	1.53
1980	1.72	0.92	0.68	1.12	3.72	0.98	1.50	1.19	1.42
1981	1.36	0.77	0.52	1.00	1.92	0.82	1.67	1.24	1.56
1982	1.73	1.13	0.71	1.26	5.68	1.13	1.85	1.11	1.65
1983	1.66	1.42	0.82	1.64	4.61	1.37	1.61	1.21	1.49
1984	1.68	1.26	0.75	1.25	4.61	1.18	2.00	2.12	2.03
1985	1.50	1.09	0.78	1.20	4.01	1.11	1.82	1.23	1.67
1986	1.57	1.34	1.02	1.47	4.05	1.34	1.04	1.00	1.03
1987	1.81	1.31	0.94	1.08	3.48	1.22	1.29	1.24	1.28
1988	1.64	0.96	0.49	0.82	2.42	0.90	1.57	1.24	1.51
1989	1.75	1.12	0.67	1.31	3.64	1.16	1.41	1.08	1.32
1990	1.41	0.95	0.57	1.13	3.14	0.98	1.24	1.08	1.20
1991	1.12	0.99	0.61	0.84	2.58	0.92	1.23	0.87	1.13
1992	1.02	0.82	0.50	0.93	2.99	0.82	0.95	0.97	0.95
1993	1.36	1.17	0.67	1.47	4.98	1.17	1.42	1.11	1.32
1994	1.20	1.07	0.90	1.25	4.91	1.10	1.16	1.04	1.13
1995	1.09	0.92	0.90	1.01	3.74	0.95	1.14	0.96	1.09
1996	1.16	1.02	0.86	1.28	2.29	1.06	1.00	0.65	0.88
1997	1.26	1.16	0.91	1.52	4.74	1.20	1.39	1.75	1.48
1998	1.03	0.81	0.67	1.33	3.27	0.91	1.24	1.64	1.36
1999	0.90	0.91	0.74	0.98	5.82	0.90	1.06	1.69	1.21
2000	0.95	0.65	0.55	1.05	2.54	0.71	0.87	0.69	0.81
2001	1.17	1.39	0.76	1.19	4.58	1.15	0.93	1.93	1.06
AVERAGES:									
61-65	1.76	1.34	0.80	1.44		1.28	1.47	1.52	1.47
66-70	1.85	1.42	0.80	1.56	5.91	1.32	1.66	1.26	1.54
71-75	1.84	1.31	0.83	1.43	4.37	1.25	1.65	1.22	1.53
76-80	1.82	1.12	0.80	1.45	3.87	1.17	1.57	1.32	1.49
81-85	1.59	1.13	0.72	1.27	4.17	1.12	1.79	1.38	1.68
86-90	1.64	1.14	0.74	1.16	3.35	1.12	1.31	1.13	1.27
91-95	1.16	0.99	0.72	1.10	3.84	0.99	1.18	0.99	1.12
96-00	1.06	0.91	0.75	1.23	3.73	0.96	1.11	1.28	1.15

ESTIMATES OF BLACK DUCK HARVESTS IN NORTH AMERICA
(U.S. ESTIMATES FROM FWS WATERFOWL HARVEST SURVEY)

YEAR	AF	MF	CF	US TOTAL	CANADA	NA TOTAL
1961	204,800	62,900	1,000	268,700		
1962	214,500	47,900	400	262,800		
1963	215,800	70,400	1,100	287,300		
1964	234,400	96,900	900	332,200		
1965	217,200	97,600	500	315,300		
1966	259,700	114,600	1,700	376,000		
1967	252,500	113,100	2,800	368,400		
1968	301,500	68,300	1,000	370,800		
1969	307,400	88,100	1,400	396,900		
1970	297,400	119,700	200	417,300		
1971	293,100	96,000	200	389,300		
1972	236,300	117,900	1,400	355,600	290,400	646,000
1973	262,700	110,900	800	374,400	318,000	692,400
1974	294,600	93,300	1,000	388,900	307,800	696,700
1975	274,900	81,000	1,200	357,100	302,900	660,000
1976	327,400	98,000	800	426,200	343,900	770,100
1977	195,000	78,900	200	274,100	360,600	634,700
1978	262,300	74,800	0	337,100	378,700	715,800
1979	231,000	68,300	0	299,300	316,900	616,200
1980	309,100	87,000	800	396,900	365,300	762,200
1981	230,700	58,900	500	290,100	325,700	615,800
1982	186,700	48,500	0	235,200	337,300	572,500
1983	139,300	58,900	300	198,500	305,100	503,600
1984	147,900	54,000	0	201,900	307,900	509,800
1985	148,200	41,500	200	189,900	300,300	490,200
1986	140,700	37,400	400	178,500	293,800	472,300
1987	135,500	36,800	100	172,400	297,000	469,400
1988	124,700	29,000	500	154,200	302,700	456,900
1989	148,700	44,800	300	193,800	262,800	456,600
1990	110,900	32,300	400	143,600	245,500	389,100
1991	126,200	41,100	200	167,500	236,900	404,400
1992	98,000	38,000	100	136,100	206,300	342,400
1993	105,300	41,100	100	146,500	197,800	344,300
1994	101,600	28,700	300	130,600	169,500	300,100
1995	126,300	42,300	0	168,600	187,200	355,800
1996	83,800	34,700	0	118,500	163,600	282,100
1997	109,900	41,200	100	151,200	165,500	316,700
1998	118,600	55,800	200	174,600	158,400	333,000
1999	111,800	43,800	0	155,600	174,900	330,500
2000	127,500	52,100	0	179,600	154,900	334,500
2001	106,400	25,800	0	132,200	124,100	256,300
AVERAGES:						
61-65	217,340	75,140	780	293,260		
66-70	283,700	100,760	1,420	385,880		
71-75	272,320	99,820	920	373,060	304,775	673,775
76-80	264,960	81,400	360	346,720	353,080	699,800
81-85	170,560	52,360	200	223,120	315,260	538,380
86-90	132,100	36,060	340	168,500	280,360	448,860
91-95	111,480	38,240	140	149,860	199,540	349,400
96-00	110,320	45,520	60	155,900	163,460	319,360

**ESTIMATED NUMBER OF MAY AND JULY PONDS (000'S) IN PORTIONS OF PRAIRIE CANADA
AND THE NORTHCENTRAL U.S.¹**

YEAR	May			July			% Change, May --> July		
	Prairie Canada	North- Central U.S.	Total	Prairie Canada	North- Central U.S.	Total	Prairie Canada	North- Central U.S.	Total
1961	1,977			562			-72%		
1962	2,369			738			-69%		
1963	2,482			1,813			-27%		
1964	3,371			1,308			-61%		
1965	4,379			2,231			-49%		
1966	4,555			1,979			-57%		
1967	4,691			1,498			-68%		
1968	1,986			803			-60%		
1969	3,548			1,659			-53%		
1970	4,875			2,613			-46%		
1971	4,053			2,017			-50%		
1972	4,009			1,313			-67%		
1973	2,950			1,736			-41%		
1974	6,390	1,841	8,231	2,753	610	3,363	-57%	-67%	-59%
1975	5,320	1,911	7,231	2,410	923	3,333	-55%	-52%	-54%
1976	4,599	1,392	5,990	2,138	787	2,924	-54%	-43%	-51%
1977	2,278	771	3,049	1,391	469	1,861	-39%	-39%	-39%
1978	3,622	1,590	5,213	1,520	697	2,217	-58%	-56%	-57%
1979	4,859	1,522	6,381	1,803	755	2,558	-63%	-50%	-60%
1980	2,141	761	2,902	899	336	1,235	-58%	-56%	-57%
1981	1,443	683	2,126	873	458	1,331	-40%	-33%	-37%
1982	3,185	1,458	4,643	1,662	882	2,544	-48%	-39%	-45%
1983	3,906	1,259	5,165	2,264	958	3,222	-42%	-24%	-38%
1984	2,473	1,766	4,239	1,270	1,271	2,541	-49%	-28%	-40%
1985	4,283	1,327	5,610	1,563	754	2,317	-64%	-43%	-59%
1986	4,025	1,735	5,760	1,610	1,057	2,667	-60%	-39%	-54%
1987	2,524	1,348	3,872	1,226	858	2,084	-51%	-36%	-46%
1988	2,110	791	2,901	1,009	519	1,528	-52%	-34%	-47%
1989	1,693	1,290	2,983	932	731	1,664	-45%	-43%	-44%
1990	2,817	691	3,509	1,298	663	1,961	-54%	-4%	-44%
1991	2,494	706	3,200	2,563	865	3,428	3%	23%	7%
1992	2,784	825	3,609	1,272	664	1,937	-54%	-19%	-46%
1993	2,261	1,351	3,612	2,293	1,385	3,677	1%	3%	2%
1994	3,769	2,216	5,985	2,330	1,080	3,410	-38%	-51%	-43%
1995	3,893	2,443	6,335	1,773	1,577	3,350	-54%	-35%	-47%
1996	5,003	2,480	7,482	2,648	1,218	3,866	-47%	-51%	-48%
1997	5,061	2,397	7,458	2,490	1,347	3,837	-51%	-44%	-49%
1998	2,522	2,065	4,587	2,851	1,353	4,204	13%	-34%	-8%
1999	3,862	2,842	6,704	2,047	1,037	3,084	-47%	-64%	-54%
2000	2,422	1,525	3,947	2,451	1,402	3,852	1%	-8%	-2%
2001	2,747	1,893	4,640	1,838	1,032	2,870	-33%	-46%	-38%
2002	1,439	1,281	2,720	997	840	1,836	-31%	-34%	-32%
2003	3,522	1,668	5,190	1,496	1,017	2,513	-58%	-39%	-52%
AVERAGES:									
61-65	2,916			1,331			-54%		
66-70	3,931			1,710			-56%		
71-75	4,544	1,876		2,046	766				
76-80	3,500	1,207	4,707	1,550	609	2,159	-56%	-50%	-54%
81-85	3,058	1,299	4,357	1,527	864	2,391	-50%	-33%	-45%
86-90	2,634	1,171	3,805	1,215	766	1,981	-54%	-35%	-48%
91-95	3,040	1,508	4,548	2,046	1,114	3,160	-33%	-26%	-31%
96-00	3,774	2,262	6,036	2,497	1,271	3,769	-34%	-44%	-38%
01-03	2,569	1,614	4,184	1,443	963	2,406	-44%	-40%	-42%
61(74)-02*	3,361	1,523	4,830	1,725	915	2,714	-46%	-36%	-41%
PERCENT CHANGE IN 2003 FROM:									
2002	145%	30%	91%	50%	21%	37%	87%	13%	59%
61(74)-02 AVG	5%	10%	7%	-13%	11%	-7%	24%	8%	25%

* Averages for July ponds and % change, May-July are based on 61(74)-02 estimates

¹July pond counts discontinued 2004