



United States
Department of
Agriculture

Animal and
Plant Health
Inspection
Service

Plant Protection and
Quarantine

Puerto Rico and the U.S.

Virgin Islands

*Regulation and Clearance from Puerto Rico
and the U.S. Virgin Islands to Other Parts of the
United States*



The U.S. Department of Agriculture (USDA) prohibits discrimination in all its programs and activities on the basis of race, color, national origin, age, disability, and where applicable, sex, marital status, familial status, parental status, religion, sexual orientation, genetic information, political beliefs, reprisal, or because all or part of any individual's income is derived from any public assistance program. (Not all prohibited bases apply to all programs). Persons with disabilities who require alternative means for communication of program information (Braille, large print, audiotape, etc.) should contact USDA's TARGET Center at (202) 720-2600 (voice and TDD). To file a complaint of discrimination, write to USDA, Director, Office of Civil Rights, 1400 Independence Avenue, SW., Washington, DC 20250-9410, or call (800) 795-3272 (voice) or (202) 720-6382 (TDD). USDA is an equal opportunity provider and employer.

The opinions expressed by individuals in this report do not necessarily represent the policies of the U.S. Department of Agriculture.

Mention of companies or commercial products does not imply recommendation or endorsement by the U.S. Department of Agriculture over others not mentioned. USDA neither guarantees nor warrants the standard of any product mentioned. Product names are mentioned solely to report factually on available data and to provide specific information.

This publication reports research involving pesticides. All uses of pesticides must be registered by appropriate State and/or Federal agencies before they can be recommended.

CAUTION: Pesticides can be injurious to humans, domestic animals, desirable plants, and fish or other wildlife—if they are not handled or applied properly. Use all pesticides selectively and carefully. Follow recommended practices for the disposal of surplus pesticides and pesticide containers.

Contents

Contents	<i>TOC-1</i>
Tables	<i>LOT-1</i>
Introduction	<i>1-1</i>
Methods and Procedures	<i>2-1</i>
Reference	<i>3-1</i>
Index	<i>Index-1</i>

Tables

Table 1-1	Regulated Items Covered in this Manual	1-2
Table 1-2	How to Use Decision Tables	1-5
Table 1-3	Where to Report Problems with the Puerto Rico Manual	1-7
Table 2-1	Taking Action on Parcels	2-5
Table 3-1	List of Approved Fresh Fruits, Herbs, and Vegetables (Authority 7CFR 318.13)	3-3
Table 3-2	Regulatory Action for Fresh Beans in Pods and Pigeon Peas	3-4
Table 3-3	Regulatory Action for Fresh Okra	3-4
Table 3-4	Frozen Fruits and Vegetables	3-5
Table 3-5	Fruit—Diced, Sectioned, Segmented, Sliced, or Otherwise Precut	3-5
Table 3-6	Fruit Juices, Purees, Concentrates, Pickles, Jellies, Marmalades, and Preserves	3-6
Table 3-7	Dried or Cured Fruits, Herbs, and Vegetables	3-6
Table 3-8	Cotton	3-7
Table 3-9	Cotton—Unfumigated Cotton Products	3-8
Table 3-10	Packing Material	3-8
Table 3-11	Palm Fronds and Articles Crafted from Them	3-9
Table 3-12	List of Approved Growing Media	3-10
Table 3-13	Plants for Propagation—Plants Moving to Other Parts of the United States	3-11
Table 3-14	Sand, Soil, and Earth	3-12
Table 3-15	Heat Treatments for Soil	3-12
Table 3-16	Seeds and Nuts	3-13
Table 3-17	Sugarcane	3-14
Table 3-18	Sugarcane—Issuing Limited Permits	3-15
Table 3-19	Sugarcane—Sugarcane Juice and Other Articles Derived from Sugarcane	3-15

Introduction

Contents

Purpose	1-2
Scope	1-2
Users	1-3
Related Documents	1-3
Code of Federal Regulations	1-3
Conventions	1-3
Advisories	1-3
Boldface	1-4
Bullets	1-4
Change Bar	1-4
Chapters	1-4
Contents	1-4
Control Data	1-5
Decision Tables	1-5
Examples	1-5
Footnotes	1-5
Heading Levels	1-6
Hypertext Links (Highlighting) to Tables, Figures, and Headings	1-6
Indentions	1-6
Italics	1-6
Numbering Scheme	1-6
Transmittal Number	1-7
Using the Manual	1-7
Reporting Problems With or Suggestions For the Manual	1-7
Manual Updates	1-8
Ordering Additional Manuals and Revisions	1-8

Purpose

This manual covers information from both domestic quarantine notices (7CFR Part 301) and Hawaiian and territorial quarantine notices (7CFR Part 318). The reason for combining this information is to provide Plant Protection and Quarantine (PPQ) officers with regulatory information in one manual.

To become familiar with this manual, read this section to learn what is and what is **not** covered. Once you know that an item is covered in this manual, turn to the [Reference](#) section to determine what restrictions or prohibitions to apply. Read [Methods and Procedures](#) to learn what is involved in clearing cargo and mail. If a commodity requires a special procedure, you will be referred to the information via hyperlink.

Scope

If a fresh fruit, herb, or vegetable is listed, it is admissible (although it may have to meet additional conditions for entry). If an item is **not** listed, it is **prohibited**. Use the Index if you have any trouble finding items in the [Reference](#) section.

This manual covers clearance procedures for aircraft, baggage, cargo, mail, and vessels, and the movement of regulated items from Puerto Rico and the U.S. Virgin Islands to the United States and its territories. There are **no** restrictions on the movement in either direction between Puerto Rico and the U.S. Virgin Islands.

Table 1-1 Regulated Items Covered in this Manual

Cotton
Fresh Fruits, Herbs, and Vegetables
Packing Material
Palm Fronds
Plants for Propagation
Processed Fruits, Herbs, and Vegetables
Sand, Soil, and Earth
Seeds and Nuts
Sugarcane

The movement of plant pests is **not** covered in this manual. To find this information, go to 7CFR 330.200-214.

Users

This manual is written for use by regulatory officers who work in airport and maritime locations in Puerto Rico and the U.S. Virgin Islands.

Related Documents

Enabling legislation provides the authority to carry out the mission of protecting American agriculture from plant pests. Legislative acts are the fundamental authority granted by Congress to the Secretary of Agriculture to promulgate regulations to protect American agriculture. The regulatory authority for taking the actions listed in this manual is contained in the Plant Protection Act (PPA). The PPQ provides the authority to prohibit or restrict imports, exports, or interstate movement of plants pests, plants, plant products, noxious weeds, biological control agents, and means of conveyance.

Code of Federal Regulations

The Code of Federal Regulations (CFRs) provide the authority for the regulatory action taken and are enforced by Customs and Border Protection (CPB) and PPQ. The restrictions and prohibitions listed in this manual are covered by 7CFR 301, 318, and 330.

Conventions

Conventions are established by custom and are widely recognized and accepted. Major conventions used in this manual follow.

Advisories

Advisories are used throughout this manual to bring important information to your attention. Please carefully review each advisory. The definitions coincide with the American National Standards Institute (ANSI), with the goal of making the warnings easy to recognize and understand, thus limiting the human and dollar cost of foreseeable errors and accidents,¹ and are in the format shown below.



DANGER

DangerTable message is used in the event of imminent risk of death or serious injury

¹ TCIF Guideline, *Admonishments (Safety-Related Warning Message)*, TCIF-99-021 Issue 1, p.4.

WARNING

WarningTable message is used in the event of possible risk of serious injury.

CAUTION

CautionTable message is used for tasks involving minor to moderate risk of injury.

NOTICE

NoticeTable message is used to alert a reader of important information or Agency policy.

SAFETY

SafetyTable message is used for general instructions or reminders related to safety.

Boldface

Boldface type is used to emphasize important words throughout this manual. These words include, but are **not** limited to: **cannot, do not, does not, except, lacks, must, neither, never, nor, not, only, other than.**

Bullets

Bulleted lists indicate that there is **no** order of priority to the information being listed.

Change Bar

A black change bar in the left margin is used to indicate a change appearing on a revised page.

Chapters

This manual contains the following chapters: Introduction, Methods and Procedures, Reference, and Index.

Contents

Every chapter has a table of contents listing **only** the first- and second-level headings within the chapter.

Control Data

Control data is located at the top and bottom of each page to help users keep track of where they are in the manual and be aware of updates to specific chapters, sections, appendixes, etc., in the manual. At the top of the page is the chapter title and first-level heading for that page. At the bottom of the page is the transmittal number (month/year-number), manual title, and page number. To track revisions, use the control data.

Decision Tables

Decision tables are used throughout the manual. The first and middle columns in each table represent conditions, and the last column represents the action to be taken after all conditions listed for that row are considered. Begin with the column headings and move left to right, and if the condition **does not** apply, then continue one row at a time until you find the condition that does apply.

Table 1-2 How to Use Decision Tables

If you:	And if the condition applies:	Then:
Read this column cell and row first	Continue in this cell	TAKE the action listed in this cell
Find the previous condition did not apply, then read this column cell	Continue in this cell	TAKE the action listed in this cell

Examples

Examples are used to clarify a point by applying it to a real-world situation. Examples always appear in boxes as a means of visually separating them from the other information contained on a page.

EXAMPLE Examples are graphically placed boxes within the text as a means of visually separating information from other information contained on the page. Examples will always appear in a box.

Footnotes

Footnotes comment on or cite a reference to text and are referenced by number. The footnotes used in this manual include general text footnotes, figure footnotes, and table footnotes.

General text footnotes are located at the bottom of the page.

When space allows, figure and table footnotes are located directly below the associated figure or table. However, for multi-page tables or tables that cover the length of a page, footnote numbers and text **cannot** be listed on the same

page. If a table or figure continues beyond one page, the associated footnotes will appear on the page following the end of the table or figure.

Heading Levels

Within each chapter and section there are four heading levels. The first-level heading is indicated by a horizontal line across both left and right columns with the heading language across the left and right columns directly underneath. The body text after a first-level heading is located **inside** the margined text area, one line after the heading language. The second- and third-level headings are inside the margined text area with the body text following underneath. The fourth-level heading is inside the margined text area followed by a period and leading into the text.

Hypertext Links (Highlighting) to Tables, Figures, and Headings

Tables, figures, and headings are cross-referenced in the body of the manual and are highlighted in boldface type. These appear in blue hypertext in the online manual.

EXAMPLE See [Where to Report Problems with this Manual](#) on page 1-7 to determine where to report problems with this manual.

Indentions

Entry requirements which are summarized from CFRs, import permits, or policies are indented on the page.

Italics

The following items are italicized throughout this manual.

- ◆ Cross-references to headings
- ◆ Publication names
- ◆ Scientific names of commodities

Numbering Scheme

A two-level numbering scheme is used in this manual for pages, tables, and figures. The first number represents the chapter. The second number represents the page, table, or figure. This numbering scheme allows for easier updating and adding pages without having to reprint an entire chapter. Dashes are used in page numbering to differential page numbers from decimal points.

Transmittal Number

The transmittal number contains the month, year, and consecutively-issued number (beginning with -01 for the first edition and increasing consecutively for each update to the edition). The transmittal number is **only** changed when the specific chapter, section, appendix, glossary, table, or index is updated. If **no** changes are made, then the transmittal number remains unchanged. The transmittal number **only** changes for the entire manual when a new edition is issued or changes are made to the entire manual.

EXAMPLE 12/2009-14 is the transmittal number for this update and is located in the control data on the pages in this chapter.

12 is the month the update was issued
2009 is the year the update was issued
14 is the number (the original new edition was 01, plus 13 updates)

Using the Manual

Review the Table of Contents (TOC) of this manual to get a feel for the scope of covered material. Use the TOC in each chapter (miniTOC) to find the needed information. If the TOC or miniTOC are **not** specific enough, turn to the index to find the topic and corresponding number.

Reporting Problems With or Suggestions For the Manual

Use the following table to determine where to report problems with this manual.

Table 1-3 Where to Report Problems with this Manual

If you:	Then:
Are unable to access the online manual	CONTACT the PPQ Manuals Unit by e-mail josie.cooley@aphis.usda.gov or call 240-529-0358
Have a situation that requires an immediate response regarding a procedure or regulatory action	CONTACT Quarantine, Policy, Analysis, and Support (QPAS) through proper channels
Have a suggestion for improving the formatting of the content (design, layout, composition), grammar, or spelling	CONTACT the PPQ Manuals Unit by e-mail josie.cooley@aphis.usda.gov or call 240-529-0358.
Disagree with the admissibility of a commodity	CONTACT PPQ's Regulatory, Permits, and Manuals (RPM) staff through proper channels
Disagree with policy or procedures	CONTACT Quarantine, Policy, Analysis, and Support (QPAS) through proper channels with the reason for the disagreement and a recommendation

Manual Updates

The PPQ Manuals Unit issues and maintains the manuals electronically on the Manuals Unit Web site. The [online manuals](#) contain the most up-to-date information. Immediate update revisions to the manual are issued and distributed by e-mail to all PPQ employees.

Each immediate update contains the following information:

- ◆ Link to access and download the online manual
- ◆ List of the revised page numbers
- ◆ Purpose of the revision(s)
- ◆ Transmittal number

Ordering Additional Manuals and Revisions

Although using the online manuals is the preferred method, APHIS employees may order hard copies of manuals from the APHIS Printing, Distribution, and Mail Services Center in Riverdale, Maryland. Visit the [Riverdale Print Shop Web site](#) for detailed information and printing costs. The Manuals Unit is **not** responsible for printing costs.

Methods and Procedures

Contents

Introduction	2-1
Application for Inspection	2-1
Inspection of Aircraft—Predeparture Inspection and Clearance	2-2
Inspection of Baggage Carried on Aircraft	2-3
Inspection of Cargo	2-3
How to Inspect	2-4
Inspection of Mail	2-4
Inspection of Vessels	2-6

Introduction

This section provides information on the methods and procedures which are unique to Puerto Rico and the U.S. Virgin Islands. Information in this section covers clearance procedures and is organized as follows:

- ◆ Aircraft
- ◆ Baggage
- ◆ Cargo
- ◆ Mail
- ◆ Vessels

Application for Inspection

Shippers may request inspection (or certification) by contacting the nearest PPQ Office.

Inspection of Aircraft—Predeparture Inspection and Clearance

Aircraft leaving Puerto Rico and the U.S. Virgin Islands for destinations in the United States and its territories are to be inspected prior to departure.¹ Military flights from bases outside of San Juan are precleared by military personnel designated by PPQ. These personnel are kept current of our requirements. When inspecting departing aircraft, use the following steps.

Step 1: Prevent Loading Prior to Inspection

Do **not** allow baggage, cargo, or commissary supplies to be loaded prior to inspection.²

Step 2: Check Regulated Articles

Make sure that all regulated articles loaded on the aircraft are authorized. (Check the [Reference](#) section of this manual for any restrictions or prohibitions.) Have unauthorized articles off-loaded.

Step 3: Inspect Aircraft

Carefully inspect the aircraft for quarantine significant pests. If you find pests that warrant action, treat all interior parts of the aircraft (see the [Treatment Manual](#) for directions).

Step 4: Inspect Articles Taken Aboard Aircraft

Inspect articles to be taken aboard the aircraft for quarantine significant pests. If you find pests that warrant action, see that they are treated (see the [Treatment Manual](#)), or refuse to allow the infested article to go forward.

-
- 1 If a flight, through a misunderstanding, departs without predeparture inspection and clearance, radio the appropriate PPQ office (or base operations officer if a military flight) at the port of destination so the flight can be met immediately upon its arrival.
 - 2 If residue cargo or pit baggage that has remained in Customs custody (including that which has been off-loaded from the same or other carriers), then only apply such safeguard inspection that is appropriate to the character of the material and movement in accordance with 7CFR 352 and its manual part.

Inspection of Baggage Carried on Aircraft

Step 1: Decide When and Where to Inspect

Inspect the baggage prior to passenger check-in at the airline counter, or its equivalent at military establishments. Arrangements may be made to inspect baggage elsewhere (at hotels or locations with tour groups) if you are notified in advance and it's on a reimbursable basis.

Step 2: Examine Baggage at the Gate

If hand carried parcels and baggage were **not** inspected and sealed prior to passenger check-in, then you may inspect them at the gate at the time of boarding.

Step 3: Examine Carryon Baggage

In general, examine all carryon baggage for unauthorized articles (check the Reference Section of this manual for any restrictions or prohibitions) and pests. The baggage of both passengers and airline crew is subject to inspection.³

Step 4: Question Travelers

Thoroughly question the travelers. Ask travelers if they are carrying fruits or vegetables. Use their answers to your questions, what you found in the carryon baggage, and your knowledge of what fruits and vegetables are in season, to determine the thoroughness of your inspection of the pit baggage.

Inspection of Cargo

Inspect all restricted cargo prior to departure from Puerto Rico and the U.S. Virgin Islands, even though regulated articles are subject to inspection at the first U.S. port of arrival. Review outbound manifests and air waybills for regulated items destined to the United States. With the assistance of pier or airline shipping clerks, screen cargo at loading time to prevent the movement of unauthorized articles (check the [Reference](#) section of this manual for any restrictions or prohibitions) and to ensure that all certification requirements are met.

³ If inspecting the baggage or personal effects of persons possessing a diplomatic passport with an A1/A2 VISA or G1/G2 VISA, use the guidelines found in the [Manual for Agricultural Clearance](#).

How to Inspect

The procedures for inspection are straightforward. Assuming that you already have the cargo documents, use the following steps.

Step 1: Check the Reference Section

Check the [Reference](#) section of this manual for any restrictions or prohibitions. In the case of fresh fruits, herbs, or vegetables, check to ensure that the fruit or vegetable is listed as being approved. Apply any restrictions that are listed in the [Reference](#) section (example: treatments that are required). For items which require mandatory treatment, skip Step 2 and go to Step 3.

Step 2: Inspect the Regulated Items

Inspect the restricted item using the same inspection techniques and methods that you would use for inspecting items of foreign origin.

If the consignment is found to have plant pests of quarantine significance, then require treatment or prohibit movement.

Step 3: Document the Action Taken

Stamp or write the action taken on the accompanying paperwork (example: invoices, air waybills, bills of lading). Documenting the action taken can serve as one way of certifying consignments. Stamp the shipping documents with the appropriate "Release."

Inspection of Mail

Use the same steps listed under [Inspection of Cargo](#) in the cargo section. The major difference between cargo and mail consignments is that the shipper does **not** normally submit parcels for PPQ inspection. Also, inspections or seizures are documented differently for mail than for cargo as indicated in this section.

Make arrangements with the local postal authorities in Puerto Rico or the U.S. Virgin Islands to make available for inspection parcels destined to the United States. Postal employees will screen those parcels which apparently contain plant material and refer such parcels to PPQ for inspection and appropriate disposition.

Refer to [Table 2-1](#) to determine the correct regulatory action to take. Check the [Reference](#) section of this manual for any restrictions or prohibitions.

NOTICE

Refer all first-class mail and airmail parcels which do not bear labels authorizing their opening for inspection to the postal receiving clerk to obtain authorization from the sender for opening.

Table 2-1 Taking Action on Parcels

If the parcel is:	And it contains:	And the items are:	Then:
Opened for inspection	Only unauthorized items	—————→	<ol style="list-style-type: none"> 1. CROSS out the name and address of addressee 2. MARK on package "Return to Sender" on the address side of parcel 3. COMPLETE PPQ Form 287 Mail Interception Notice and distribute 4. REFER parcel to the postal supervisor for return
	Approved and unauthorized items	—————→	<ol style="list-style-type: none"> 1. REMOVE the unauthorized items 2. COMPLETE PPQ Form 287 Mail Interception Notice and distribute 3. STAMP the parcel "Inspected and Released" 4. ALLOW parcel to move to addressee
	Only approved items	Treated	
Plant material not regulated by PPQ			STAMP the parcel "Plant Material"
Inspected			STAMP the parcel "Inspected and Released"
Not opened for inspection		—————→	STAMP the parcel "Passed"

Inspection of Vessels

Step 1: Examine Stores and Quarters on Vessels

Upon boarding a vessel, notify a responsible ship's officer of your presence. Then examine the storerooms, crew's quarters, and any other compartment on the vessel where fruits and vegetables may be carried. Seal or seize any prohibited articles (check the [Reference](#) section of this manual for any restrictions or prohibitions)⁴ found. Fruits and vegetables approved for entry (see list of approved fruits and vegetables in [Table 3-1](#)) may remain in open stores if no significant pests are found. Allow only approved fruits and vegetables, or those that are certifiable, to be off-loaded. Examine carefully for hitchhiking fruit flies.

Step 2: Disinfect Vessel

If the vessel is infested, infected, or contaminated with any plant pest designated in 7CFR 318.13, then supervise the disinfection of the vessel following the guidelines in the [Treatment Manual](#). If hitchhiking fruit flies or other objectionable insects are found, see the [Treatment Manual](#).

Step 3: Notify of Clearance

Notify the responsible ship's officer concerning your clearance of the vessel and authorize docking, disembarking, and unloading.

⁴ Prohibited articles include all fruits and vegetables of Puerto Rican or U.S. Virgin Islands origin which are **not** certified or certifiable.

Reference

Contents

Fresh Fruits, Herbs, and Vegetables	3-1
Processed Fruits, Herbs, and Vegetables	3-3
Miscellaneous Products	3-6
Cotton	3-6
Packing Material	3-7
Palm Fronds	3-8
Plants for Propagation	3-9
Sand, Soil, and Earth	3-11
Seeds and Nuts	3-12
Sugarcane	3-13

Fresh Fruits, Herbs, and Vegetables

Fresh fruits, herbs, and vegetables are restricted to prevent the spread of fruit flies, bean pod borer (*Maruca testulalis*), mango seed weevil (*Sternochetus mangiferae*), and pink bollworm (*Pectiniphora gossypiella*). [Table 3-1](#) lists commodities that are approved for movement to the United States and its other territories. Commodities that are **not** listed are prohibited movement from Puerto Rico and the U.S. Virgin Islands into the United States and its other territories.

With two exceptions, there are **no** restrictions on items (regardless if they are listed or **not**) moving in either direction between Puerto Rico and the U.S. Virgin Islands. The exceptions are:

1. Pigeon peas—Pigeon peas may move from the Virgin Islands to Puerto Rico, but are **prohibited** from Puerto Rico into the U.S. Virgin Islands.
2. Mangoes—Mangoes may move from Puerto Rico into the Virgin Islands but are **prohibited** from the Virgin Islands into Puerto Rico.

There are two reasons a fruit, herb, or vegetable may **not** be listed as approved for movement to other parts of the United States:

1. PPQ has **not** studied the pest risk, or
2. PPQ has studied the pest risk and finds it too great. Shippers can request that items be added to the list of approved fruits, herbs, and vegetables by submitting a formal request to USDA-APHIS Permit Services in Riverdale, Maryland.

Reference

Fresh Fruits, Herbs, and Vegetables

Table 3-1 List of Approved Fresh Fruits, Herbs, and Vegetables (Authority 7CFR 318.13)

<i>Allium</i> spp.	Chayote	Jackfruit	Pineapple
Aloe vera (above ground parts)	Chervil	Kale	Plantain (fruit, leaf without stalk or midrib)
Amaranth, <i>Amaranthus</i> spp. (leaf, stem)	Chicory	Kudzu	Pokeweed greens (leaf, stem)
Anise	Chinese water nut	Lambsquarter	Pomegranate arils
<i>Annona</i> spp. (leaf)	<i>Chrysanthemum</i> spp. (leaf, stem)	Lemon (fruit)	Potato
Arracacha, <i>Arracacia xanthorrhiza</i>	Cilantro	Lemongrass, <i>Cymbopogon citratus</i>	Pumpkin
Arrowroot	Citrus	Leren	Purslane
Artichoke, Jerusalem	Coconut	Lettuce	Radish
Asparagus	Collard	Lily bulb, edible	Rambutan ⁶ (commercial consignments only)
Avocado	Corn-on-the-cob	Lime (fruit)	Rhubarb
Balsam apple	Cornsalad, <i>Valerianella locusta</i>	Lotus root	Rosemary (leaf)
Bamboo shoots	Cucumber, includes Angola cucumber, <i>Sicana odorifera</i>	Maguey	Rutabaga
Banana (fruit, leaf without stalk or midrib)	Cyperus corm	Mango from PR, T102-a (prohibited from USVI) ⁴	St. John's bread
Basil	Dandelion greens	Mangosteen	Salsify
Bay Laurel	Dasheen, <i>Colocasia</i> , <i>Calandium</i> spp., and <i>Xanthosoma</i> spp.	Marjoram, <i>Origanum</i> spp. (leaf, stem)	Savoy
Beans, in pods (faba, lima, string) ¹	Edible flowers ² (inflorescences only) ³	Mint, <i>Mentha</i> spp.	Sorrel, <i>Rumex</i> spp.
Beans, shelled (faba, lima, string)	Eggplant	Mushrooms	Spinach
Beet	Endive	Mustard greens	Squash
Bitter melon	Ethrog (fruit)	Okra ⁵	Stinking-toe (pod)
<i>Brassica oleracea</i>	False coriander	Orange (fruit)	Strawberry
Breadfruit, <i>Artocarpus</i> spp.	Fennel	Oregano, <i>Oreganum vulgare</i> subsp. <i>vulgare</i> (leaf, stem)	Sweet potato ⁷ T101-b-3-1
Breadnut	Garlic cloves, peeled	Palm heart	Sweet potato (leaf only)
Broccoli	Genip	Papaya	Swiss chard
Brussels sprouts	Ginger root	Parsley	Tamarind bean pod
Cabbage	Gourd	Parsnip	Taro, <i>Colocasia</i> and <i>Calandium</i> spp.
Cacao bean pod	Grapefruit	Peas, in pod or shelled, <i>Pisum sativum</i>	Tarragon
Cannonball fruit	Guava, (leaf)	Pepper	Thyme
Cantaloupe	Honeydew melon	Pigeon pea (pod or shelled from Puerto Rico), T101-k-2 or T101-k-2-1	Tomato
Carrot	Horseradish, <i>Armoracia rusticana</i>	Pigeon pea, in pods from USVI ¹	Truffle
Casabanana, <i>Sicana odorifera</i>	Indigo, <i>Indigofera</i> spp. (leaf)	Pigeon pea, shelled, from USVI	Turnip
Cassava			Vegetable marrow
Cauliflower			Water-chestnut
Celery			Watercress
Chamomile, <i>Anthemis</i> spp.			Watermelon
			Yam, <i>Dioscorea</i> spp.
			Yautia (tanier), <i>Xanthosoma</i> spp.

- 1 Refer to [Table 3-2](#)
- 2 Limited to *Calendula* spp. (pot marigold, johnny-jump-ups, pansies, and violets).
- 3 If stems or leaves are attached, REFUSE to certify entry.
- 4 Mangoes are also prohibited movement from the U.S. Virgin Islands into Puerto Rico.
- 5 Refer to [Table 3-3](#).
- 6 Rambutan is admissible into the continental U.S. only. The boxes should be marked with the statement "For distribution within the continental United States only."
- 7 If moving to a North Atlantic (NA) port, allow movement under a permit issued by Permit Services for fumigation at port of arrival.

Table 3-2 Regulatory Action for Fresh Beans in Pods and Pigeon Peas

If destined to:	Then:	Authority:
North of and including Washington, DC (38° N) and east of and including Salt Lake City (115° W)	INSPECT AND RELEASE	7CFR 318.13
Other than an area listed in the cell above	1. REQUIRE treatment using T101-k-2 or T101-k-2-1, then 2. RELEASE	

Table 3-3 Regulatory Action for Fresh Okra

If destined to:	Then	Authority
Alabama, Arizona, Arkansas, California, Florida, Georgia, Illinois ¹ , Kentucky ¹ , Louisiana, Mississippi, Missouri ¹ , Nevada, New Mexico, North Carolina, Oklahoma, South Carolina, Tennessee, Texas, or Virginia ¹	1. REQUIRE treatment, then 2. RELEASE	7CFR 318.13
Other than a state listed in the cell above	1. REQUIRE: ◆ That the consignment is for consumption or immediate processing, or ◆ REQUIRE treatment, then 2. RELEASE	

1 Require treatment only for those consignments destined to areas of the state that are south of the 38th parallel.

Processed Fruits, Herbs, and Vegetables

Processing should render the fruit, herb, or vegetable incapable of harboring live fruit flies. The fruit, herb, or vegetable is **restricted** only if they are insufficiently processed.

Three types of approved processing are covered in this section:

- ◆ Frozen—[Table 3-4](#)
- ◆ Diced Sectioned, Segmented, Sliced, Precut—[Table 3-5](#)
- ◆ Juiced, Pureed, Concentrated, Pickled, Jellied—[Table 3-6](#)
- ◆ Dried or Cured—[Table 3-7](#)

Reference

Processed Fruits, Herbs, and Vegetables

Table 3-4 Frozen Fruits and Vegetables

If the temperature is:	And its condition:	Then:	Authority:
Above 20 °F at time of inspection	Prevents an effective inspection	PROHIBIT MOVE-MENT	7CFR 318.13
	Permits an effective inspection	REFER to Table 3-1	
20 °F or below at the time of inspection ¹	—————▶	RELEASE	

1 EXCEPTION: Frozen mangoes with seed are prohibited because freezing does not kill the mango seed weevil.

Table 3-5 Fruit—Diced, Sectioned, Segmented, Sliced, or Otherwise Precut

If the precut fruit¹ is:	Then:	Authority
Sufficiently processed so as to preclude any live pests	INSPECT AND RELEASE	7CFR 330.105
Insufficiently processed such that pests may have survived	REFER to Table 3-1	

1 Fruit that is precut and in liquid or is chilled to 31 °F or lower is incapable of sustaining fruit flies.

Table 3-6 Fruit Juices, Purees, Concentrates, Pickles, Jellies, Marmalades, and Preserves

If the item is:	And the consign-ment is:	And the amount of pulp pres-ent:	And there is:	Then:	Authority:
Canned, fro-zen, or pas-teurized juice	—————→			RELEASE	7CFR 330
Fresh juice	Non-com-mercial	Hinders inspection	————→	PROHIBIT MOVEMENT	
		Does not hinder inspection	No live fruit fly larvae present	RELEASE	
			Live fruit fly larvae pres-ent	PROHIBIT MOVEMENT	
	Commercial	—————→		RELEASE	
Concentrates, purees, jel-lies, pickles, preserves, or marmalades	—————→				

Table 3-7 Dried or Cured Fruits, Herbs, and Vegetables

If the product is:	Then:	Authority:
Capable of harboring fruit flies or other plant pests	REFER to Table 3-1 REGULATE the product as if fresh	7CFR 318.13
Incapable of harboring fruit flies	INSPECT AND RELEASE	7CFR 330.105

Miscellaneous Products

This section covers the methods and procedures for regulating miscellaneous products including cotton, various packing materials, seeds and nuts, and palm fronds.

Cotton

Cotton plant parts and products are regulated to prevent the spread of pink bollworm (*Pectinophora gossypiella*). Movement is restricted from Puerto Rico and the U.S. Virgin Islands to other parts of the United States, excluding Guam and the Commonwealth of the Northern Mariana Islands.

Table 3-8 Cotton

If the item is:	And:	And it is:	Then:	Authority:
Cotton wax, cottonseed oil, or manufactured cotton	—————→		CERTIFY CON-SIGNMENT	7CFR 318.47
Bale covers or wrappings; cottonseed hulls, cake, or meal; lint; linters; seedy waste; or waste	Fumigated in accordance with the appropriate schedule in T301	—————→		
	Not fumigated as in the cell above	Samples of lint, linters, waste (seed free), cotton-seed hulls, cake, or meal	<ul style="list-style-type: none"> ◆ INSPECT AND CERTIFY consignment at origin, or ◆ INSPECT at the port of arrival 	
		Not a sample nor as above	REFER to Table 3-9	
Seed	—————→		REFER to Seeds and Nuts	
Other than one listed in the three cells above	—————→		PROHIBIT MOVEMENT	7CFR 318.47

Table 3-9 Cotton—Unfumigated Cotton Products

If the item is:	And it is:	Then:	Authority:
Cottonseed hulls, lint, lint-ers, seed, seedy waste, or waste	Processed suffi- ciently to eliminate pests	1. INSPECT the consignment at origin, then 2. CERTIFY consignment	7CFR 318.47
	Not processed as described in cell above	1. REQUIRE a permit issued by PPQ Permit Services, then 2. ALLOW movement to port designated on the permit, then 3. HANDLE as foreign origin cotton at the port of arrival (follow directions in 7CFR 319.8)	
Bale covers or wrappings	Used	2. ALLOW movement to port designated on the permit, then 3. HANDLE as foreign origin cotton at the port of arrival (follow directions in 7CFR 319.8)	
	New or unused	RELEASE	
Cottonseed cake or meal	→	REQUIRE either of the follow- ing: ◆ INSPECT AND CERTIFY at origin, or ◆ REQUIRE a permit issued by PPQ Permit Services and inspect at port of arrival	

Packing Material

Table 3-10 Packing Material

If used as packing material for:	And packing material is:	Then:
Propagative material	→	GO to Table 3-12 in the Plants for Propagation section of this manual
Other than propaga- tive material	Bagasse, plant litter, soil, or unmanufactured cotton	ALLOW authorized material to move only after the packing mate- rial is removed
	Other than above	ALLOW movement

Palm Fronds

Palm fronds and articles made from them are regulated to prevent entry of the red palm mite, *Raoiella indica*, a serious pest of palms.

Table 3-11 Palm Fronds and Articles Crafted from Them

If:	And:	And:	Then:	Authority:
Noncommercial consignment (baggage or mail)	Single fronds or bundles of single fronds	Completely dried or processed beyond drying	INSPECT ¹ AND CERTIFY MOVEMENT	7CFR 330.105
		Fresh, green, and/or pliable	PROHIBIT MOVEMENT	
	Fronds crafted or woven into articles ²	Processed beyond crafting or weaving (bleached, dyed, painted, or shellacked)	INSPECT ¹ AND CERTIFY MOVEMENT	
		Not processed beyond crafting or weaving (fronds remain fresh, green, or pliable)	PROHIBIT MOVEMENT	
Commercial consignment	—————→		INSPECT ¹ AND CERTIFY MOVEMENT	

- 1 Look for very small, but visible, bright red mites. Also look for colonies of mites along the midrib of the leaves. Look for evidence of the mites feeding: green leaves having bright green to pale green, to yellow, and finally copper-brown streaking or spots. Look for webbing and cast skins of the mites.
- 2 Articles woven or crafted into animal figurines, baskets, bracelets, braided headbands, fans, hats, napkin rings, and place mats.

Plants for Propagation

Plants, as well as growing media, are restricted from Puerto Rico and the U.S. Virgin Islands to prevent the spread of soil organisms, pink bollworm (*Pectinophora gossypiella*), sugarcane diseases (*Xanthomonas albilineans* and *X. vasculorum*), cactus borer (*Cactoblastis cactorum*), the sweet potato scarabee (*Euscepes postfaciatus*). Movement is restricted to the United States and its other territories, but is **not** restricted in either direction between Puerto Rico and the U.S. Virgin Islands.

NOTICE

Plants for propagation that are hosts to the Asian Citrus Psyllid (ACP) and/or Citrus Greening must meet the conditions of 7CFR 301.76. Visit the following link, [Hosts of Asian Citrus Psyllid](#), to see a list of hosts for this pest.

Do not circumvent the certifications and requirements enforced by the Commonwealth of Puerto Rico and the Federal Experiment Station in St. Croix for the interstate consignment of nursery stock. PPQ Officer acting as official collaborators may participate in such certifications as appropriate.

Table 3-12 List of Approved Growing Media

Agar or other translucent tissue culture media	Ground cork Ground peat Ground rubber	Sawdust Shavings—wood or cork Sphagnum moss	Vegetable fiber (free of pulp) includes: coconut and osmunda
Buckwheat hulls	Paper	Tree fern slab	excludes: cotton and sugarcane
Clean ocean sand	Polymer stabilized cellulose	(approved only for orchids)	
Excelsior	Quarry gravel		
Exfoliated vermiculite			

Plants in approved media must also meet these three conditions:

1. Media was **not** previously used for growing plants.
2. Media was stored prior to use under adequate safeguards.
3. Plants were grown in a manner to prevent infestation from soil contact. If potted plants are in contact with soil, then the soil shall be periodically treated with a suitable insecticide to the satisfaction of the PPQ official.

Table 3-13 Plants for Propagation—Plants Moving to Other Parts of the United States

If the plant is:	And it is:	Then:	Authority:
Cactus	Plants rooted in growing media that is not approved. Refer to Table 3-12	PROHIBIT MOVEMENT	7CFR 318.60
	Bare rooted plants or plants rooted in approved growing media. Refer to Table 3-12	1. REQUIRE T201-f ¹ , then 2. CERTIFY consignment	7CFR 318.13
Citrus	—————→	VERIFY that the conditions of 7CFR 301.76 have been met, and CERTIFY consignment	7CFR 301.76
Cotton	—————→	PROHIBIT MOVEMENT	7CFR 318.47
Sugarcane	Seed	1. REQUIRE T514-2, then 2. CERTIFY consignment	7CFR 301.87
	Other than seed	PROHIBIT MOVEMENT	
Sweet potatoes	Roots	1. REQUIRE treatment, then 2. CERTIFY consignment	7CFR 318.30
	Other than roots	PROHIBIT MOVEMENT	
Other than one listed in the cells above	Plants rooted in growing media that is not approved. Refer to Table 3-12	PROHIBIT MOVEMENT	7CFR 318.60
	Bare rooted plants or plants rooted in approved growing media. Refer to Table 3-12	INSPECT AND RELEASE	7CFR 330.105

1 Small, noncommercial consignments of cacti that can be inspected 100 percent and are found to be free from pests may be released without treatment. Such small consignments, if found to be infested by pests, may also be released without treatment if it is practicable to remove those pests by hand.


Sand, Soil, and Earth

Soil is restricted to prevent the spread of soil borne diseases and insects. Movement is restricted from Puerto Rico and the U.S. Virgin Islands to other parts of the United States, including Guam and the Commonwealth of the Northern Mariana Islands.

NOTICE

Clean ocean sand is unrestricted.

Table 3-14 Sand, Soil, and Earth

If the consignment is:	And:	Then:	Authority:
More than 3 pounds		REQUIRE movement to a lab ¹ listed as approved to receive foreign soil	7CFR 330.300
Three pounds or less	Treatment is practical and will not interfere with intended use	1. ISSUE an oral permit, then 2. TREAT soil according to Table 3-15	
	Treatment is impracticable	REQUIRE movement to a lab ¹ listed as approved to receive foreign soil. ²	

1 Refer to [Laboratories Approved to Receive Soil](#).

2 Lab directors wishing approval to receive soil from Hawaii should complete PPQ Form 525, Application and Permit to Move Soil.

Table 3-15 Heat Treatments for Soil





Dry Heat		Steam Heat
Temperature: ◆ 230–249 °F ◆ 250–309 °F ◆ 310–379 °F ◆ 380–429 °F ◆ 430–450 °F	Exposure time: ¹ ◆ 16 hours ◆ 2 hours ◆ 30 minutes ◆ 4 minutes ◆ 2 minutes	Use steam heat for packages of soil which are 5 pounds or less in weight. If soil is in trays, make sure the depth does not exceed 2 inches. Require 15 pounds of pressure for 30 minutes. Start counting time once the pressure reaches 15 pounds.

1 Start counting time once the entire mass reaches the required temperature.

Seeds and Nuts

The seed of cotton must be treated because it can harbor pink bollworm (*Pectinophora gossypiella*). Pulpy seed are prohibited because they can harbor fruit flies. Sugarcane seed is restricted because it can transmit diseases such as gummosis disease (*Xanthomonas vasculorus*) and leaf scald disease (*Xanthomonas albilineans*). Movement of these seeds is restricted from Puerto Rico and the U.S. Virgin Islands to the United States and its other territories for cotton and pulpy seed, but excluding Guam and the Commonwealth of the Northern Mariana Islands for sugarcane. Movement is **not** restricted in either direction between Puerto Rico and the U.S. Virgin Islands.

Table 3-16 Seeds and Nuts

If the seed or nut is:	And:	Then:	Authority:
Citrus		PROHIBIT MOVEMENT	7CFR 301.76
Cotton	Seed cotton	1. REQUIRE T203-f, then 2. CERTIFY consignment	7CFR 318.47
	Cottonseed	1. REQUIRE T301-a-7, then 2. CERTIFY consignment	
Pulpy seed capable of harboring fruit flies		PROHIBIT MOVEMENT	7CFR 318.13
Sugarcane		1. REQUIRE T514, then 2. CERTIFY consignment	7CFR 318.87
Other than one listed in the cells above		INSPECT AND RELEASE	7CFR 330.105

Sugarcane

Sugarcane is restricted to prevent the artificial spread of leaf scald disease (*Xanthomonas albilineans*) and gummosis disease (*Xanthomonas vasculorum*). Because the diseases are easily transmitted by any article that comes in contact with the sugarcane, machinery and processing equipment used for extracting and refining sugarcane juice, as well as plants, plant parts, products, and seed are regulated. Movement is restricted from Puerto Rico and the U.S. Virgin Islands to the United States, excluding Guam and the Commonwealth of the Northern Mariana Islands.

Table 3-17 Sugarcane

If the item is:	And:	Then:	Authority:
Bagasse	Treated with dry heat for 2 hours at 158 °F	CERTIFY consignment	7CFR 301.87
	Not treated as in cell above	REFER to Table 3-18	
Chews	Boiled for at least 30 minutes or peeled and without nodes	CERTIFY consignment	
	Not as described as in cell above	REFER to Table 3-18	
Seed	→	GO to Seeds and Nuts	
Equipment used for growing, harvesting, or processing sugarcane	Free of all plant debris and soil	CERTIFY consignment	
	Not as described in cell above	REFER to Table 3-18	
Other than bagasse, chews, or equipment	→	REFER to Table 3-19	

Table 3-18 Sugarcane—Issuing Limited Permits

If:	And it is:	And it is:	Then:	Authority:
Harvesting or processing equipment	Intended to be used for harvesting or processing sugarcane	→	PROHIBIT movement	7CFR 301.87
	Not intended to be used for harvesting or processing sugarcane	→	1. ISSUE a Limited Permit (PPQ Forms 530 or 537), then 2. ALLOW movement	
Bagasse or sugarcane chews	Moving to a county that grows sugarcane ¹	→	PROHIBIT movement	
	Moving to a county that does not grow sugarcane ¹	An area less than 10 miles from the nearest sugarcane field		
		An area 10 miles or more from the nearest sugarcane field	1. ISSUE a Limited Permit (PPQ Forms 530 or 537), then 2. ALLOW movement	

1 The sugarcane growing areas are: Alabama, Georgia, Florida, Hawaii, Louisiana, Mississippi, Texas. If you are unsure whether a county grows sugarcane, then contact that State's Department of Agriculture.

Table 3-19 Sugarcane—Sugarcane Juice and Other Articles Derived from Sugarcane

If:	And:	Then:	Authority:
Juice	Boiled for 10 minutes or more at 212 °F	CERTIFY consignment	7CFR 301.87
	Not boiled for 10 minutes	REFUSE to certify	
Other than bagasse, chews, juice, or equipment	You are sure that there is no risk of spreading sugarcane diseases	CERTIFY consignment	
	You are unsure or there is the risk of spreading sugarcane diseases	CONTACT Quarantine Policy and Analysis Staff (QPAS) through channels	

Index

A

B

C

D

E

F

G

H

I

J

K

L

M

N

O

P

Q

R

S

T

U

V

W

X

Y

Z

A

Aircraft

- checking regulated articles 2-2
- inspection of 2-2
- inspection of articles 2-2
- prior to inspection 2-2

Applications 2-1

B

Bagasse 3-8

Baggage

- carryon 2-3
- examination of 2-3
- inspection of 2-3
- when and where to inspect 2-3

Bale covers

- unfumigated 3-8

C

Cactus

- regulating 3-11

Cargo

- inspection of 2-3

Citrus

- regulating 3-11

Code of Federal Regulations (CFR) 1-3

Conventions 1-3

Cotton 3-7

- manufactured 3-7
- regulating bale covers 3-7
- regulating unfumigated products 3-7, 3-8

Cotton seed

- regulating 3-7
- unfumigated 3-8

Cotton wax 3-7

Cotton, for propagation

- regulating 3-11

Cottonseed

- unfumigated 3-8

Cottonseed hulls

- regulating 3-7
- unfumigated 3-8

cottonseed oil 3-7

Cured

- fruits, herbs, and vegetables 3-6

D

Dried

- fruits, herbs, and vegetables 3-6

E

Earth 3-12

- regulating 3-12

F

Fresh bean pods

- regulating 3-4

Fresh okra

- regulatory action 3-4

Frozen

- fruits and vegetables 3-5

Fruit

- diced, sectioned, segmented, sliced, or otherwise precut 3-5
- fresh 3-1
- list of approved 3-3
- processed 3-4

G

Growing media

- list of approved 3-10

H

Herbs 3-1

- list of approved 3-3
- processed 3-4

L

Lint

- regulating 3-7
- unfumigated 3-8

Linters

- regulating 3-7
- unfumigated 3-8

M

Mail, inspection of 2-4

Manual

- reporting problems 1-7
- updates 1-8

Manuals

- ordering 1-8

Miscellaneous products 3-7

N

Nuts 3-13

- regulating 3-13

P

Packing material 3-8

- regulating 3-8

Palm Fronds

- regulating 3-9

Palm fronds 3-9

Parcels, taking action 2-5

Pigeon peas

- regulating 3-4

Plant litter

- regulating 3-8
- Plants for propagation 3-10
- Propagative material
 - regulating 3-8
- Purpose 1-2
- R**
- Regulated items covered in manual 1-2
- Related documents 1-3
- S**
- Sand 3-12
 - regulating 3-12
- Scope 1-2
- Seeds 3-13
 - regulating 3-13
- Seedy waste
 - regulating 3-7
 - unfumigated 3-8
- Soil 3-12
 - heat treatments 3-12
 - regulating 3-8, 3-12
- Sugarcane
 - issuing limited permits 3-15
 - regulating 3-11, 3-14
- Sugarcane bagasse
 - regulating 3-14
- Sugarcane chews
 - regulating 3-14
- Sugarcane equipment
 - regulating 3-14
- Sugarcane juice
 - regulating 3-15
- Sugarcane seed
 - regulating 3-14
- Sweet potatoes
 - regulating 3-11
- U**
- Users 1-3
- Using the manual 1-7
- V**
- Vegetables 3-1
 - list of approved 3-3
 - processed 3-4
- Vessels
 - clearance of 2-6
 - disinfection of 2-6
 - examining stores 2-6
 - inspection of 2-6
- W**
- Wrappings, cotton
 - regulating 3-8

A
B
C
D
E
F
G
H
I
J
K
L
M
N
O
P
Q
R
S
T
U
V
W
X
Y
Z