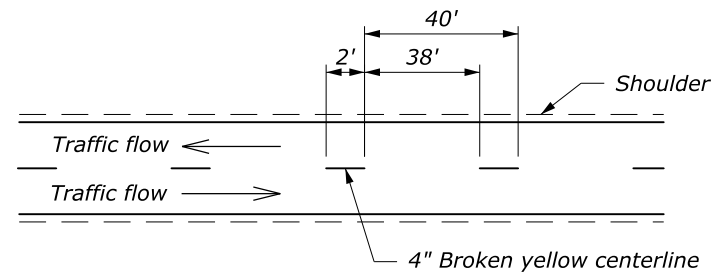
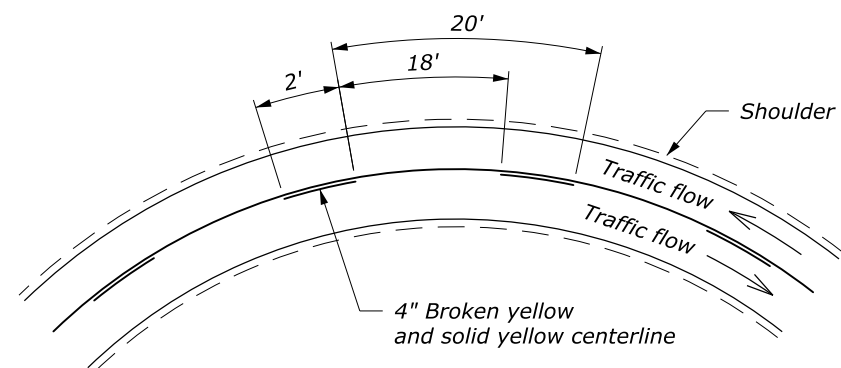


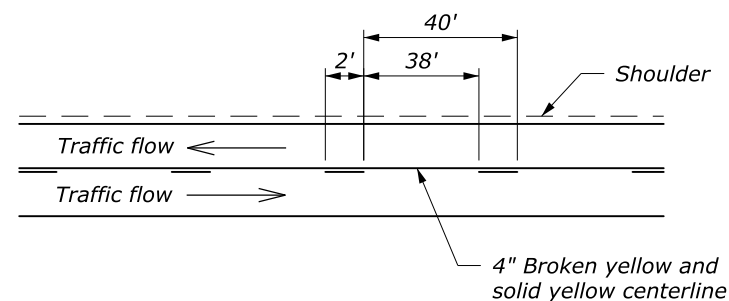
DETAIL A1
*Passing zone both directions
 Two-way traffic*



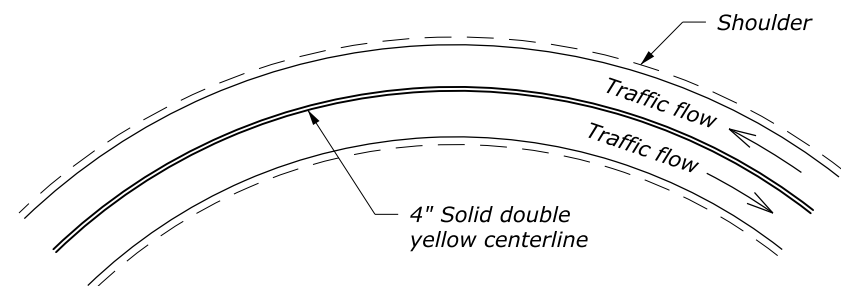
DETAIL B1
*Passing zone both directions
 Two-way traffic*



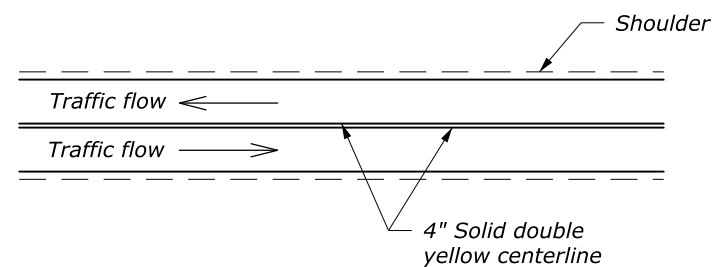
DETAIL A2
*No passing zone one direction
 Two-way traffic*



DETAIL B2
*No Passing zone one direction
 Two-way traffic*



DETAIL A3
*No passing zone both directions
 Two-way traffic*



DETAIL B3
*No Passing zone both directions
 Two-way traffic*

DETAIL A
Curves < 500' Radius

DETAIL B
Tangents or Curves ≥ 500' Radius

NOTE:

1. To substitute raised pavement markers for lines, use the following patterns:

2' broken line: two pavement markers spaced 2' apart allowed by the gap shown based on curvature.

Single solid line: pavement markers spaced on 10' centers.

Double solid line: two pavement markers, side by side, spaced on 10' centers.

2. On two- or three-lane roads, signs may be used instead of temporary pavement markings as shown on Standard 635-3.

U.S. DEPARTMENT OF TRANSPORTATION FEDERAL HIGHWAY ADMINISTRATION FEDERAL LANDS HIGHWAY	
U.S. CUSTOMARY STANDARD	
TEMPORARY PAVEMENT MARKINGS	
STANDARD APPROVED FOR USE 6/2005	STANDARD
REVISED: DRAFT: 9/2016	635-2