



NATIONAL CONFERENCE *of* STATE LEGISLATURES

*The Forum for America's Ideas*

# Funding Justice Information Sharing

A complex digital background featuring binary code (0s and 1s) in various colors (blue, green, yellow) and patterns. A network of interconnected nodes and lines is visible, along with a large, stylized globe on the right side. The overall aesthetic is high-tech and data-oriented.



INTER

# Funding Justice Information Sharing

By  
Blake Harrison

Criminal Justice Program



NATIONAL CONFERENCE  
*of* STATE LEGISLATURES  
*The Forum for America's Ideas*

National Conference of State Legislatures  
William T. Pound, Executive Director

7700 East First Place  
Denver, Colorado 80230  
(303) 364-7700

444 North Capitol Street, N.W., Suite 515  
Washington, D.C. 20001  
(202) 624-5400

[www.ncsl.org](http://www.ncsl.org)

May 2005





The National Conference of State Legislatures is the bipartisan organization that serves the legislators and staffs of the states, commonwealths and territories.

NCSL provides research, technical assistance and opportunities for policymakers to exchange ideas on the most pressing state issues and is an effective and respected advocate for the interests of the states in the American federal system.

NCSL has three objectives:

- To improve the quality and effectiveness of state legislatures.
- To promote policy innovation and communication among state legislatures.
- To ensure state legislatures a strong, cohesive voice in the federal system.

The Conference operates from offices in Denver, Colorado, and Washington, D.C.

**Cover design:** Matt Coffman, Anabliss Design

*This document was prepared under the leadership and guidance of the Bureau of Justice Assistance (BJA), Office of Justice Programs, U.S. Department of Justice, in collaboration with the National Conference of State Legislatures (NCSL). Funding was provided by BJA to NCSL under Grant No. 1999-LD-VX-K0003 (S-4).*



Printed on recycled paper

©2005 by the National Conference of State Legislatures. All rights reserved.

ISBN 1-58024-404-1

# CONTENTS

Profile.....	iv
Introduction.....	1
Federal Resources .....	2
State Appropriations.....	3
Technology Funds .....	5
Dedicated Sales Taxes .....	6
Bonds.....	6
Public-Private Partnerships .....	7
Conclusion.....	8
Appendices	
A. State Governance Structure Authority .....	9
B. Justice Information Sharing Program Funding .....	10
Resources and Reports.....	27
About the Author .....	28

# PROFILE

Dear Colleagues:

We are pleased to present the National Conference State Legislatures report, *Funding Justice Information Sharing*, which highlights states' approaches to funding crime information systems and sharing.

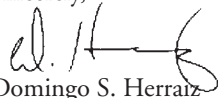
Today's challenging fiscal landscape requires innovative means to create and continue funding for these projects. This report captures the variety of funding mechanisms being employed, including state appropriations, technology funds, user fees, federal sources and public/private partnerships.

In addition to a summary that describes and gives examples of these strategies, the report includes charted state-specific information about projects and funding sources. Information was collected from state budget reports, information technology reports and information project officials in various states.


This report builds on partnership efforts of NCSL and the Bureau of Justice Assistance over a number of years to include state lawmakers in planning for justice information systems and sharing. Their hand in policy for and governance of these systems is critical to meeting today's information needs in criminal justice and homeland security. The NCSL project has identified state laws and experiences; convened discussions and prepared published and Web-based resources for legislators and the field; and contributed to Office of Justice Programs consortium efforts.

We acknowledge the support and assistance of those who have contributed to the NCSL project and to this funding report. We hope this report serves as a useful resource for policymakers, agency officials and others involved in the creation and sustenance of information systems that capably serve public safety.

Sincerely,



Domingo S. Herraiz  
Director  
Bureau of Justice Assistance  
Office of Justice Programs  
U.S. Department of Justice



William T. Pound  
Executive Director  
NCSL



# INTRODUCTION

Effective crime control relies not only on accurate, complete and current information, but also on systems that are capable of sharing information. Improvements in information technology can enhance public safety, but these improvements may be costly. As states struggle to meet tight budgets, they are looking at new ways to fund crime information systems. State legislative appropriations and federal grants provide the bulk of money for crime information systems and sharing, but alternative funding combined with these sources can be used to upgrade and maintain systems.

In recent years, states have created and expanded funding mechanisms to sustain crime information improvements. Technology funds—which use court fees and fines, payments from processing fingerprint and criminal history information, and other services—are a preferred method of income generation.

Other innovative approaches include public-private partnerships and share-in-savings contracting, both of which capitalize on government assets and rely on the private sector for financing and expertise. The most common partnerships are government Web pages, developed by the private sector, that provide services for a fee. Savings and new revenue created by these programs can be shared with the vendor that pays for the start-up costs.

Finally, government bonds, which can be repaid over a number of years, have allowed states to borrow the necessary funds for these systems. This report identifies various sources for funding justice information technology and the legislative actions taken to enable justice information systems.

## FEDERAL RESOURCES

The role of the federal government in crime information sharing in state, local and tribal systems is one of encouraging and facilitating the design and implementation of “enterprise-wide” technology solutions. The federal role is to offer planning support and guidance from a national perspective.

Most states report that they are heavily dependant on federal grants for developing strategic plans and implementing justice information sharing projects. These funds have helped implement state efforts and modify them to meet new needs. The strategic plans help states set goals, establish governance structures, and make long-term plans for funding.

Federal grants account for the largest part of development of systems to support crime information sharing, according to the National Criminal Justice Association. The two largest sources are the Byrne Formula Grant Program and the National Criminal History Improvement Program. Other grants are available through the National Sex Offender Registry Identification Assistance Program, the Statewide Identification Systems Formula Grant Program, and local law enforcement block grants—the Community Oriented Policing Services Technology Program and the SEARCH National Technical Assistance and Training Program. Federal grants often require a partial state match. This enables the state to stretch federal dollars and ensures that states have a financial stake in the program. More recently, states have begun to take advantage of grants from the Department of Homeland Security and other departments to facilitate the seamless transmission of critical information between state agencies and between the states and the federal government. Appendix B contains more detailed information about program funding for justice information sharing technology.

*Iowa has received an allocation of Homeland Security funds as well as an allocation of state-pooled technology funds to enhance the integration of justice information systems. Connecticut and Oklahoma expect that much of the funding for their criminal justice information systems will come from grant funds available from the Department of Homeland Security.*

Appropriations of state funds come from direct line items in the state budget to support a program or are sent to an agency that is responsible for implementation. Start-up costs for a program can be expensive and require leadership and a political will to improve justice information infrastructure. Often, a system for information sharing will begin with seed money from a federal grant or through a direct appropriation by the legislature. As programs mature, appropriations commonly are embedded in agency budgets.

## STATE APPROPRIATIONS

Direct legislative appropriations have created numerous crime information programs in recent years. It is important to note that these are not one-time expenditures. New systems must be sustained and updated, and training must be provided to users. Without guarantees that federal grant money will continue, states must plan for sustainability.

*Combined state start-up costs for Florida's Criminal Justice Network, the Crime Information Center, and the Integrated Criminal History System were implemented with \$33.2 million in state funds and \$4.6 million in federal funds. Annual recurring costs consist of more than \$4 million in state funds, and no federal funds are included. In Colorado, the Integrated Criminal Justice Information System depends entirely upon state funding for maintenance and support.*

To date, 38 states have established governance structures either by state statute, executive order or memorandums of understanding (see appendix A). The governance bodies comprise executive, legislative and/or agency heads and others to oversee information-sharing efforts. They frequently make funding and policy recommendations and assist in coordinating statewide efforts.

*In 2004, Oklahoma enacted the Integrated Justice Information System Steering Committee. This body, representing all the states justice agencies, local law enforcement agencies, the courts and members of both the House and Senate, is charged with providing leadership in planning and implementing the state's justice systems improvements and creating an integrated justice system within the state.*

Other legislative efforts have created mechanisms to ensure that state investments are compatible with other systems and that they make the best use of information technology purchases. By creating a an advisory body the state legislature can give stakeholders a voice in the appropriations process and improve the implementation process.

*Minnesota requires a policy group to review funding requests and make recommendations to the governor, the state Supreme Court and the Legislature. Minnesota also requires that funding requests for criminal justice information systems involve a plan for integration. Colorado has created a special task force to ensure that certain state-funded expenditures are consistent with integration efforts. In Maryland, before making expenditures for a major information technology project, the requesting agency must obtain approval from the chief of information technology.*



States recognize the efficiencies and public safety benefits to be gained through integrating and updating systems, but project funding frequently is delayed when other needs take priority. Successful states anticipate justice information technology budget needs far in advance and, where possible, have developed funding streams that are automatic, such as the development of justice technology funds and dedicated revenue sources from fines, fees and taxes.

# TECHNOLOGY FUNDS

Funding justice technology by means other than line-item appropriations is emerging as a way to start and maintain projects. The most popular approaches include fees, fines and taxes that are specifically dedicated for technology projects. Raising funds by increasing fees is a popular way for government entities to defray the cost of providing sophisticated new technologies to those who use various services the most. Many states have created technology funds, typically financed by fees for services and fines imposed on convicted criminals. The funds then are invested and used to pay for new technology and training. The funds can be managed by interagency bodies that distribute the money on behalf of agency partners. Such funds create a reliable source of income so that there is no need for continual requests for further legislative funding. Many of the funds use a revolving fund system, which means funds that remain at year-end do not revert to the state general fund, but remain in the specific fund to be invested and used as needed.

*In New York, a data offset fund is financed by fees from the sale of data, such as criminal history searches and bulk data transfer to vendors. In 2003, Delaware established a revolving fund that levies an additional \$5 fee on every fine, penalty and forfeiture for most crimes. The fee raises approximately \$1 million annually and the money is used to maintain and upgrade the communications and computer systems of state, county and local law enforcement agencies. In Oregon, fees for services related to processing handgun permits, open records checks, and fingerprint checks are used to fund the Criminal Justice Information System.*

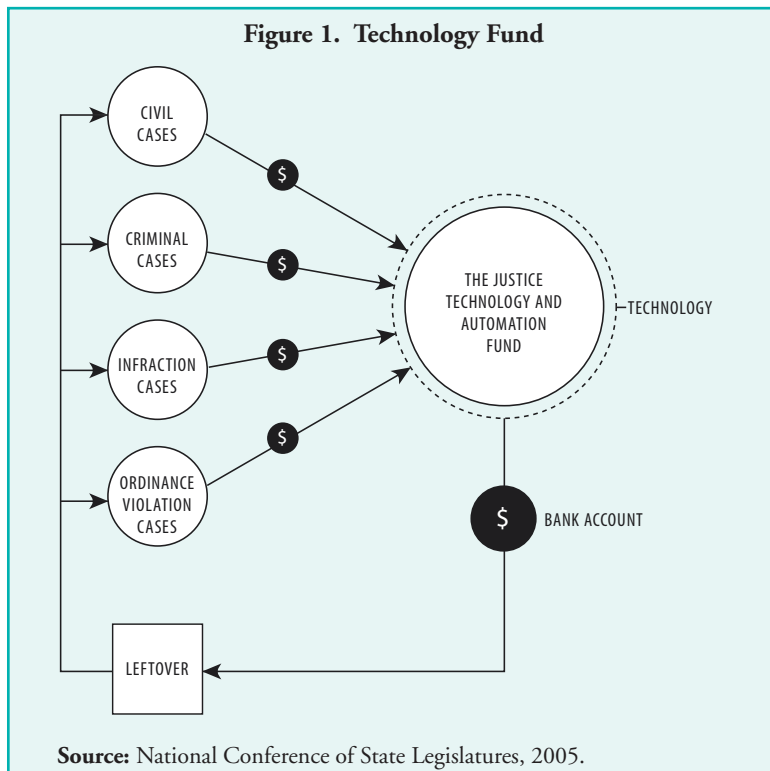


Figure 1 illustrates how a typical justice technology fund can be implemented. In 2001, Indiana enacted a bill to create the Justice Technology and Automation Fund. Revenue for the fund is generated from fees collected from a document storage fee and an automated storage fee in all civil, criminal, infraction and ordinance violation cases. The money is used exclusively to fund technology projects.

In addition to statewide funds, some states have authorized local governments to institute fees to fund specific projects. The fees help address a concern, but the reach of the fee is limited to discrete jurisdictions.

*Missouri allows city or county governing bodies to assess a \$2 surcharge on criminal cases, including municipal ordinance violations and juvenile cases, for an Inmate Security Fund that is used to develop biometric identification systems to ensure inmates can be properly identified and tracked within the local jail system.*

Revenue for technology funds also can be derived from charging other state and federal agencies a fee for the use of a system that is owned and operated by a state agency. This can provide the state with additional revenue from the federal government and, although no additional money is gained by the state when it charges other state agencies, it can supplement the budget of the agency that has invested in the technology.

*New Mexico authorized the Department of Public Safety in 2000 to charge local, state and federal law enforcement agencies access fees to the department's telecommunication systems. Revenues from these fees are used to operate and maintain the system.*

## Dedicated Sales Taxes

Dedicated sales taxes provide agencies with a dependable source of revenue to fund projects, but they are used infrequently to fund justice technology. When a justice information system is budgeted through a state agency, the funds to the program flow largely through the state's established funding mechanisms. Some public safety departments receive funds directly from taxes derived from the sale of certain items.

*Oklahoma dedicates a percentage of tax revenue from car sales to the Department of Public Safety. Nebraska, has diverted 2 cents from the state's existing cigarette tax since 1996 to the Information Technology Infrastructure Fund. This amount, estimated to be about \$2.6 million per year, has helped fund Nebraska's Criminal Justice Information System, which provides secure, cost-effective access to a variety of information.*

## Bonds

General obligation bonds are serviced from the general fund and are backed by the full faith and credit of the state. They provide immediate financing to build or improve infrastructure. These bonds allow the state government to spread the cost of investments over multiple years, while removing projects from the appropriations process. Public borrowing is frequently used by city and local jurisdictions and often requires public approval for tax increases. Revenue bonds serve the same purposes, but usually are secured by revenue generated by the initiative it funded.

*Massachusetts pioneered the use of technology bonds to pay for information technology investments. The legislature issued a \$109 million bond in 1992, marking the first time a state financed an information technology project with long-term borrowing. The legislature approved the sale of more than \$300 million in bonds in 2002 to fund initiatives. The bonds, which did not require approval by Massachusetts voters, gave the state's agencies authorization to spend for five years, instead of the more typical one year limit. The bonds have provided funds to automate many state government operations, including district attorneys and state police. Montana authorized the Department of Justice to obtain a loan from the Board of Investments to finance an information technology system for the Motor Vehicle Division. The measure increases the lien filing fee to \$8 to fund repayment of the motor vehicle information technology loan and creates a motor vehicle information technology system account in the state special revenue fund.*

## Public-Private Partnerships

Successful public-private partnerships allow a state to contract with a vendor to pay up-front for some or all of the project. This type of contracting is often referred to as “share-in-savings contracting.” The vendor recovers its costs from revenue generated by the project and may share the revenue with the state. Such funding allows the state to benefit from the expertise of the public sector and creates a service that requires little or no state expenditure. Moreover, it creates an incentive for the vendor to make the enterprise financially attractive. Typically, revenue from a fee-based application supports a larger government system that provides services at no cost. At least 20 states have implemented this type of self-funded approach. Other types of partnerships include leasing state property to private entities (state lands, rights of way and buildings) for placement of wireless antennas and other technology infrastructure needs.

*The Kansas Legislature created the Information Network of Kansas in 1990. This self-funding public-private partnership provides electronic access to public information. The vast majority of the services are accessible at no cost. However, premium services require a \$75 subscription fee and a \$60 annual renewal fee.*

*In 1999, Texas began work on the TexasOnline portal project. TexasOnline serves as the official compilation of Texas government electronic resources, both at the state and local levels. To fund the project, Texas entered into a contract with a vendor that was responsible for all costs associated with the development and operation of the portal and allowed the vendor to retain 90 percent of the revenue it generated. TexasOnline currently generates revenue from convenience fees charged to users of certain services, such as driver's license renewal fees, driver record requests and e-filing for courts. TexasOnline's operational costs became profitable in 2003, and the system is expected to reach its financial break-even point in 2005.*

*Michigan Wi-Fi is a collaborative project between state agencies—SBC and Intell—to provide wireless Internet access across the state. The state provides the locations (rest areas, information centers, campgrounds and marinas). SBC will install wireless antennas at no cost to the state. Customers will pay a subscription fee, and the state may obtain a portion of the fees in the future.*

## CONCLUSION

The federal government has helped states develop justice information sharing projects and plans. States have used federal grants to begin their programs or to expand current projects. To sustain these programs, states are increasingly turning to alternative funding mechanisms.

States are capitalizing on the monetary value of the services and information they provide by charging user fees and by partnering with the private sector to create self-funded government programs. Many states have used technology funds to dedicate revenue generated by related government services. Dedicated sources help states sustain programs without relying upon the appropriations process. Innovative information technology funding is a significant new trend that will enable governments to leverage their limited resources. Combined with traditional means such as general fund appropriations and federal grants, they can help integrate and update government crime information and contribute to public safety.



## APPENDIX A. STATE GOVERNANCE STRUCTURE

Alaska - AS §12.62.100 – 900  
Arizona - ARS §41-2405  
Arkansas - Act 1272 of 2001  
Colorado - CRS §16-20.5-101 – 107  
Connecticut - Public Act 99-14, P.A. 00-20  
Delaware - Title 11, Chapter 86, §8603  
Florida - FS §943.06 and 943.08  
Georgia - GC §35-6a-2 – 35-6a-9  
Hawaii - Created by the Criminal Justice Data Center (Department of the Attorney General), 1993  
Illinois - Executive Order Number 12, 2001  
Indiana - IC §5-26-2-1  
Iowa - Memorandum of Understanding, 2003  
Kansas - KSA Chapter 22, Article 47  
Kentucky - KRS §15A.040  
Louisiana - LRS §15:1228 – 1228.8  
Maine - MRS 16 §631 – 637  
Maryland - MC §10-221. Regulations and rules  
Michigan - Executive Order No. 1998-1  
Minnesota - MS 299C.65  
Missouri - RSMO Chapter 43, Sections 500 – 540  
Montana - Memorandum of Understanding, 2003  
Nebraska - Nebraska Commission on Law Enforcement and Criminal Justice, 1995  
Nevada - Informal process, 1993  
New Jersey - Cooperative effort (not established by legislation), 1990  
New Mexico - Executive Agreement, 1998  
New York - Authority of Director of Criminal Justice  
North Carolina - NCGS Chapter 143, §69  
North Dakota - Executive Order 2001-01  
Ohio - By joint effort of the Lt. Governor and the Attorney General, 1992  
Oklahoma - Appointment, 1999  
Oregon - ORS §181.715  
Pennsylvania - Executive Order, 1999-4 Pennsylvania Justice Network (JNET) Governance Structure  
Rhode Island - Governor's Justice Commission Steering Committee, 1995  
South Carolina - Executive Order of the Governor 99-10  
Virginia - VC §9-168  
Washington - RCW 10.98.160  
Wisconsin - WS 16.971(9)  
Wyoming - State Supreme Court, 1999

**Appendix B. Justice Information Sharing Program Funding**

*This chart highlights significant funding sources for various justice information sharing programs in the 50 states. Information for the chart was compiled by conducting interviews with state administering agencies and by reviewing strategic plans, other project documents and by analyzing state budgets and state codes. In addition, information from SEARCH - The National Consortium for Justice Information Statistics, the National Center for State Courts and the National Criminal Justice Association was used in the creation of this chart. For more information please contact the NCSL Criminal Justice Program in the Denver, Colo., office at (303) 364-7700 or cj-info@ncsl.org.*

State/Program/Agency	Budget/Financing	Fees/Funds	Other
<p><b>Alabama</b> <i>Alabama Criminal Justice Information Center ACJIC</i></p>	<p>The three main programs within ACJIC (Administrative and Financial Support, Field Operations and Uniform Crime Reporting) have a total budget of approximately \$1.9 million for FY 2005 and \$2.3 million for FY 2006. Funding for these programs comes from general funds and federal grants.</p>	<p>§12-19-180 of the Code of Alabama establishes a \$30 criminal history processing fee on most crimes, of which \$10 is designated to the Public Safety Automated Fingerprint Identification System (AFIS) fund, and \$10 is designated to the Criminal Justice Information System Automation fund. The AFIS fund is estimated to bring in \$7.5 million in FY 2005.</p>	<p>The Southwest Alabama Integrated Criminal Justice System, which serves the eight counties encompassing the five Judicial Circuits of Southwest Alabama has received approximately 10 million federal dollars since inception.</p>
<p><b>Alaska</b> <i>Criminal Justice Record Improvement (CJRI) Plan</i></p>	<p>The total implementation cost of the project is estimated at \$98.8 million. The program expended \$22 million from FY 1994-2003. Plans call for an additional \$14 million to be spent in 2004-2005. State funds represented about \$10 million and federal funds about \$22 million to date.</p>	<p>§09.25.115 of the Alaska Revised statutes requires fees for electronic services and products to “be based on the actual incremental costs” of providing them, and a “reasonable portion of the costs associated with building and maintaining the information system” of the agency, but the fee may not exceed the actual costs to the agency.</p>	<p>When an agency offers on-line access to electronic records, access must be provided free of charge from at least one public terminal</p>
<p><b>Arizona</b> <i>Arizona Criminal Justice Commission</i></p>	<p>In 2003, Arizona allocated \$649,371 (\$488,522 in federal funds and \$160,849 in state funds) to 15 criminal justice record improvement projects. The Arizona Criminal Justice Commission has coordinated and leveraged the funding of the Criminal Justice Records Improvement Program, the National Criminal History Improvement Program, the Sex Offender Registration, Byrne funds and State Identification System Programs to provide Arizona with the ability to complete projects initiated under one grant and completed with another. The coordination and leveraging has provided effectiveness of the Criminal Justice Records Improvement Program.</p>	<p>The Criminal Justice Enhancement Fund consists of a 47 percent penalty assessment on fines, violations, forfeitures and penalties imposed by the courts for criminal offenses and civil motor vehicle statute violations. Those funds were approximately \$28 million in 2003, sending \$2.2 million for criminal justice enhancement and \$1.8 million to the Automated Fingerprint Identification System.</p>	<p>In 2002, Arizona created a county jail excise tax to fund an integrated criminal justice information system §ARS42-6109.01</p>
<p><b>Arkansas</b> <i>Arkansas Integrated Justice Information Systems</i></p>	<p>Since January 2002, funding for the integration planning and the pilot project has been provided by federal grants from the Department of Justice Bureau of Justice Assistance (\$910,563) and the National Governors Association (\$25,000). This funding ended in the spring of 2004. A second grant from the National Governors Association (\$25,000) has been awarded.</p>	<p>State court costs are paid into the Administration of Justice Fund, which has paid for court automation.</p>	

Appendix B. Justice Information Sharing Program Funding (continued)		
State/Program/Agency	Budget/Financing	Fees/Funds
<p><b>California</b> <i>Various county programs have been implemented in California</i></p>	<p>California counties have financed the majority of crime information sharing initiatives. Butte County has appropriated \$50,000 from city and county budgets to develop a plan for a central data/warrant repository. Contra County has received \$1 million from state and federal grants to develop the Automated Regional Information Exchange System (ARIES). Marin County—along with Kern, San Joaquin and other counties—contribute to the development and enhancement of a county criminal justice information system. The products are provided to consortium counties at no cost. Total cost to counties is approximately \$30 million.</p>	<p>Other</p>
<p><b>Colorado</b> <i>Colorado Integrated Criminal Justice Information System</i></p>	<p>The CJIS program depends entirely on state funding for maintenance and support. Total spending since inception has been \$10.6 million. The FY 2004-2005 budget is \$1.2 million. Of this amount, approximately \$966,700 is indirectly from the state's general fund, and \$271,000 is anticipated from federal grants.</p>	<p>Colorado §16-20.5-107 mandates that "... any future state-funded expenditures by a criminal justice agency for computer platforms in support of criminal justice applications shall be reviewed by the task force."</p>
<p><b>Connecticut</b> <i>Connecticut Justice Information System</i></p>	<p>The 2004-2005 adjusted budget provides continued support for the implementation of the Connecticut Justice Information System (CJIS). To date, a total of \$38.4 million in bond funds has been authorized for the project and it is anticipated that some projects will be brought to completion and many others will be in progress during the next fiscal year. Included in the governor's 2004-2005 adjusted capital budget is a request for \$11.3 million for CJIS projects. When combined with expected support from federal homeland security dollars for CJIS projects, this request represents a final installment to completing the vision of the major projects associated with CJIS.</p>	<p>Court automation is funded through fees charged to other state agencies and private parties for direct access to systems.</p>
<p><b>Delaware</b> <i>Delaware Criminal Justice Information System (CJIS)</i></p>	<p>Total cost over 12 years is approximately \$10 million. Funding comes from a mixture of general funds and federal grants. State funds are slated create an XML metadata dictionary and all interface points in the future will be done in Justice XML.</p>	<p>In 2003, Delaware rewrote the Automated Warrant system to incorporate Windows/GUI technology and interface this application with the Law Enforcement Investigative Reporting Project. Additionally, Delaware is working on the CANDLER/Aisle Project to add data tags to Registrations and License files for NLETS and the local criminal justice database.</p>

Appendix B. Justice Information Sharing Program Funding (continued)			
State/Program/Agency	Budget/Financing	Fees/Funds	Other
Florida <i>Various</i>	Start-up costs for the Criminal Justice Network began with \$2.2 million in state funds. The Florida Crime Information Center originally was funded with \$9.3 million in state funds. The Integrated Criminal History System was implemented with \$28.6 million in state funds and \$4.6 million in federal funds for a total of \$33.2 million. Combined state start-up costs for all these programs were \$40.1 million; total federal costs were \$4.6 million. Annual recurring costs consist of all state and no federal funding. Total state recurring costs are \$4 million+. To provide information network services to the law enforcement community, Florida budgeted \$13.9 million in FY 2004-2005. \$1.1 million came from general funds and \$12.8 million came from trust funds.	Trust funds are subsidized through court costs, federal grants and fees. In 2003, Florida established a schedule of fees to be collected by the Florida Department of Law Enforcement for producing criminal history information F.S. §943.053	In 2002, Florida authorized the use of civil penalties to pay for local law enforcement automation. F.S. §318.21
Georgia <i>Georgia Criminal Justice Record Improvement Plan</i>	Funding for the plan comes from several federal grants, including the Edward Byrne Memorial Grant, the State and Local Law Enforcement Assistance Program and National Criminal History Improvement Program. General revenue funds from the state budget have been used to leverage local agency funds.		
Hawaii <i>The Hawaii Criminal Justice Data Center</i>	Funding for the Hawaii Criminal Justice Data Center comes from state general fund appropriations. Federal grants helped finance the redesign of the state criminal history repository. A grant through the Telecommunications and Information Infrastructure Assistance Program, U.S. Department of Commerce, was used specifically to bring up a statewide temporary restraining order/protection order database.	The Hawaii Criminal Justice Data Center continues to request federal grant money and funds from the CHRI revolving fund to continue the improvement of criminal history records and further system integration efforts. The CHRI revolving fund receives payments from charges associated with conducting criminal justice background checks.	
Idaho <i>Criminal Justice Information Services and the Bureau of Criminal Identification</i>	Beyond court automation, the majority of crime information efforts have been funded by federal grants and through the state police budget.	Since 1997, a \$5 fee has been added to all criminal and infraction penalties and civil filing fees. The funds are deposited into a court technology fund that supports court automation. The fund collects more than \$1.2 million annually.	

Appendix B. Justice Information Sharing Program Funding (continued)		
State/Program Agency	Budget/Financing	Fees/Funds
		Other
<p><b>Illinois</b> <i>Illinois Integrated Justice Information System</i></p>	<p>Funding for the first two years of the plan was provided by federal grant funds earmarked for integration by the Illinois Criminal Justice Information Authority. The board will continue to seek other federal and private funding sources. Due to current fiscal shortfalls in Illinois, the governing board does not intend to seek any Illinois general revenue funding in FY 2004 or FY 2005.</p>	
<p><b>Indiana</b> <i>Project Hoosier SAFE-T (Safety Acting for Everyone-Together)</i></p>	<p>The 2001 Indiana General Assembly apportioned \$1.2 million of existing Bureau of Motor Vehicles fees to the SAFE-T project. In addition, the Integrated Public Safety Commission has received federal earmarks and grants and is partnering with the Indiana Department of Transportation and the State Emergency Management Agency to combine financial and technical resources.</p>	<p>In 2001, Indiana Imposed a document storage fee and an automated record-keeping fee IC.33-2.1-7-3. The law imposes the fee in all civil, criminal, infraction, and ordinance violation cases. It provides that the document storage fee is to be deposited in the court clerk's record perpetuation fund; provides that the automated record-keeping fee is to be transferred to the state for distribution of money to the judicial technology and automation project fund; and appropriates the money in the fund to the use of the project. The technology fee on all filings is currently \$7.</p>
<p><b>Iowa</b> <i>Iowa Justice Information System</i></p>	<p>During the last several years, the state of Iowa has received five allocations of federal Byrne Grant funds for purposes related to the integration of justice information. Iowa has received two grants from the National Criminal History Improvement Program (NCHIP) and two grants from the National Governors Association (NGA) for integration activities. Iowa also has received an allocation of Homeland Security funds and an allocation of state pooled technology funds to enhance the integration of justice information systems. The combined total of all funding sources that Iowa has received for the Criminal Justice Information Systems Integration Project is \$2.1 million (\$1 million federal and \$1.1 million state).</p>	<p>Pooled technology funds come from the Rebuild Iowa Infrastructure Fund, which consists of appropriations made to the fund and transfers of interest, earnings and money from other funds as provided by law.</p>



Appendix B. Justice Information Sharing Program Funding (continued)			
State/Program Agency	Budget/Financing	Fees/Funds	Other
<b>Kansas</b> <i>Kansas Criminal Justice Information System (KCJIS)</i>	KCJIS is administered and funded through the Kansas Bureau of Investigation (KBI). The total KBI Budget for 2005-2006 is estimated at approximately \$11.5 million, with 60 percent coming from state general funds and 40 percent from federal grants and other state revenue. Between 1995 and 2000, Byrne and NCHIP grants accounted for approximately \$9 million for the KCJIS project, while state general funds generated approximately \$3 million.		The Kansas Legislature created the Information Network of Kansas in 1990. This self-funding public/private partnership provides electronic access to public information including correction, law enforcement and court information. The vast majority of the services are accessible for free. However, premium services require a \$75 subscription fee and a \$60 annual renewal fee.
<b>Kentucky</b> <i>Unified Criminal Justice Information System (UCJIS)</i>	A preliminary budget request of \$10.4 million for the UCJIS Project was submitted to the Criminal Justice Council and unanimously endorsed. The 2002-2004 budget included funding for staff and travel expenses and new general fund money to support implementation of the following projects: Criminal History; Records Management System/Computer-Aided Dispatch Joint Project with Locals; State Funding to Leverage Federal Dollars; Automated Warrants System; Jail Management System; and Prosecutor Management System.		
<b>Louisiana</b> <i>Louisiana Integrated Criminal Justice Information</i>	Funding for the project has been supported by a \$1.5 million federal grant.	Louisiana requires fees for civil applicants to be paid to an information fund R.S. § 15:587(A)(1)(b) and (c), and (B) and R.S. § 15:598. An additional \$2 is accessed as a special court cost. Funds are used to purchase hardware and software, to support operational expenses, and for master plan development. Annual deposits to the fund total approximately \$1.2 million.	In 2001, Louisiana created the Sex Offender Registry Technology Fund. Code of Criminal Procedure Article §895.1(F)
<b>Maine</b> <i>Criminal Justice Information System</i>	In FY 2003 the Criminal Justice Information System received \$159,000 from the Byrne Memorial Formula Grant Program for system upgrades.	In 2002, Maine enacted legislation to allow the Bureau of Identification to charge a fee for each requested criminal history record check MRSA §14. 25 §1542-A, sub-§4).	

Appendix B. Justice Information Sharing Program Funding (continued)			
State/Program Agency	Budget/Financing	Fees/Funds	Other
<p><b>Maryland</b>  <i>Maryland Integrated Inter-Agency Justice Information Systems (MIJIS)</i></p>	<p>In 2005, Maryland projects the Major Information Technology Development Project Fund (MITDP) will contribute \$942,367 to initiate a Network Live Scan project that will process non-criminal applicant information. From 2006-2009, a total of \$600,000 will be dedicated to the project from the state's general fund. Between 2006 and 2009, the Maryland Statewide Warrant System will be funded by \$4.5 million in general funds, \$4.5 million in MITDP funds, and \$239,679 in federal money. Between 2003 and 2009, general funds are projected to cover \$11.5 million to update NCIC capabilities; \$5.2 million will come from MITDP funds, and \$922,500 will come from the federal government. In 2005, \$1.2 million from the MITDP fund will pay for the stabilization of mission critical systems infrastructure. In years 2006-2009, \$550,000 in general funds will be used for the project. The Maryland Offender Management System will receive \$14.2 million from general funds.</p>	<p>Funding comes from the MITDP which receives income from all money appropriated in the state budget to the fund; money received from the sale, lease or exchange of communication sites or communication frequencies, money received as commissions, rebates, refunds, rate reductions or telecommunication bypass agreements resulting from information technology services or purchases; money earned from pay phone commissions; and revenue received as gifts, contributions or grants. The fund is a continuing, no-lapsing special fund that is invested and reinvested in the same manner as other funds; earnings accrue to the credit of the fund.</p>	<p>Before making expenditures for a major information technology project, an agency or unit of the executive branch of state government must obtain approval from the chief of information technology.</p>
<p><b>Massachusetts</b>  <i>Criminal History Systems Board</i></p>	<p>The Criminal History System Board is responsible for maintaining the criminal justice information system, maintaining firearms licensing and transaction records, disseminating Massachusetts criminal offender record information, and giving assistance to victims of crime. The 2006 budget is projected at \$6.5 million; \$185,000 comes from the fees collected for criminal offender record information requests. Of the remaining funds, 50 percent comes from the general fund and 50 percent comes from the state highway fund.</p>		<p>The legislature issued a \$109 million bond in 1992, marking the first time a state financed an information technology project with long-term borrowing. The legislature approved the sale of more than \$300 million in bonds in 2002 to fund such initiatives. The bonds, which do not require voter approval, give state agencies authorization to spend for five years, instead of the more typical one year. The bonds have provided funds to automate many state government operations, including district attorneys and state police.</p>

Appendix B. Justice Information Sharing Program Funding (continued)		
State/Program Agency	Budget/Financing	Fees/Funds
		Other
<p><b>Michigan</b> <i>Michigan Criminal Justice Information System (CJIS)</i></p>	<p>Michigan's CJIS appropriations in 2005 included \$13.8 million for the Criminal Justice Information Center. \$6.2 million comes from criminal justice information center service fees, \$1.8 million from the state general fund and \$5.1 million from federal grants. Additionally, Michigan received a grant from the Department of Homeland Security under the Information Technology Evaluation Program (ITEP) for \$980,000 to implement the Integrated System for Electronic Retrieval of Information Vital to Criminal Enforcement and Security.</p>	<p>In 2001, the state enacted legislation that created the Judicial Technology Innovation Fund. The fund is to be used to develop a statewide judicial information system, including a statewide telecommunications infrastructure to integrate criminal justice information systems that include electronic filing, on-line payments of fines and fees, and Web-based instructions for completion of court documents. In 2004, Michigan increased the fee for fingerprint processing by the Department of State Police for criminal records checks. 1965 PA 213 &amp; 1 (MCL 780.621), as amended by 1996 PA 573.</p>
<p><b>Minnesota</b> <i>CrimNet</i></p>	<p>CrimNet's 2004–2005 biennium budget was \$13 million, with 5.8 million coming from direct general fund appropriations and \$7.2 million from federal grants. The 2006–2007 biennium budget is estimated at \$10.5 million, with \$6.5 million in general funds and \$4 million in from federal grants.</p>	<p>Minnesota requires a policy group to review funding requests and make recommendations to the governor, the state Supreme Court and the Legislature. Minnesota also requires that funding requests for criminal justice information systems involve a plan for integration MS299C.65</p>
<p><b>Mississippi</b> <i>Mississippi Justice Information Center</i></p>	<p>The Office of Support Services in the Department of Public Safety manages the Mississippi Justice Information Center and the Criminal Information Center. The Legislature appropriated a total of \$8.8 million in 2005 to the Office of Support Services; \$5.5 million was from general funds, and 3.3 million was from special funds. The special fund receives payments from fees from the use of the Mississippi Information System.</p>	<p>Other crime information sharing programs in Mississippi are supplemented by special funds. These include money from asset forfeitures, court fees/fines, federal grants and other service fees. §63-9-31 of the Mississippi Revised Statutes permits additional surcharges of up to \$10 for traffic violations. Revenue from these funds may be used to fund wireless radio communications programs and to fund the automation of citations issued by Mississippi Highway Safety Patrol officers (including the transmittal of citations to the justice court, retrieval of the disposition from the justice court, and updating the driver's records.)</p>

Appendix B. Justice Information Sharing Program Funding (continued)			
State/Program Agency	Budget/Financing	Fees/Funds	Other
<p><b>Missouri</b> <i>Missouri's Integrated Information Sharing Project</i></p>	<p>The Missouri Integrated Information Sharing Project began with a \$25,000 state integration planning grant award through the U.S. Department of Justice/NGA. In 2001 the project received \$510,815 from the same program for implementation, and in 2003 received an additional \$25,000. The project will enable the sharing of critical information between police, courts, corrections and other officials at the federal, state and local levels. Technology infrastructure is funded and sustained through each agency's operating budget.</p>	<p>Missouri allows city or county governing bodies to assess a surcharge of \$2 on criminal cases, including municipal ordinance violations and juvenile cases, for an "Inmate Security Fund" used to develop biometric identification systems to ensure inmates can properly be identified and tracked within the local jail system. M.R.S. §488.5026.</p>	
<p><b>Montana</b> <i>Montana Criminal Justice Information Services Project</i></p>	<p>MCJIS is funded by the National Criminal History Improvement Program (NCHIP) grant; \$5 million in total grant funds have been received from 1995-2004.</p>		<p>Montana authorized the Department of Justice to obtain a loan from the Board of Investments to finance an information technology system for the Motor Vehicle Division. The law increases the lien filing fee to \$8 to fund repayment of the motor vehicle information technology loan, and creates a motor vehicle information technology system account in the state special revenue fund. MCA §17-5-1608, 17-5-2001, and 61-3-103.</p>

Appendix B. Justice Information Sharing Program Funding (continued)			
State/Program Agency	Budget/Financing	Fees/Funds	Other
<p><b>Nebraska</b>  <i>Nebraska Criminal Justice Information System (CJIS)</i></p>	<p>Beginning in FY 1997-1998 general, cash and federal funds have been appropriated to the Crime Commission to implement specific projects identified in the CJIS Strategic plan. In FY 2004, \$766,422 was appropriated; \$115,191 came from general funds and \$641,231 came from federal funds. For FY 2005, \$484,053 was appropriated, with \$281,717 from general funds and \$202,336 from federal funds. In FY 2006, \$282,000 has been requested from general funds and \$700,000 from federal funds. The request for FY 2007 is \$282,000 from general funds and \$200,000 from federal funds. The CJIS Advisory Committee has adopted a Framework for CJIS Project Proposal and Strategic Plan Review, which guides project adoption and all program funding. Any project proposal must include a project description and presentation and must describe the applicability and benefits to the criminal justice community and its relation to the CJIS Strategic Plan. All projects are fully reviewed and voted on by the committee before being forwarded to the Crime Commission for approval. Funds are used and allocated in the same manner as the federal grant funds administered by the Crime Commission.</p>	<p>Since 1996, 2 cents from the state's existing cigarette tax has been diverted to the Information Technology Infrastructure Fund. Nebraska's Criminal Justice Information System has received about \$2.6 million per year from the fund to provide secure, cost-effective access to a variety of information. NEB. REV. STAT. §77-2602</p>	
<p><b>Nevada</b>  <i>Nevada Criminal Justice Information System - Department of Public Safety Technology Division and the Criminal History Repository</i></p>	<p>The Technology Division Budget for FY 2004-2005 is \$6.5 million. FY 2005-2006 request is \$5.2 million and is roughly the same for the next three years.</p>		<p>About \$500,000 per year is appropriated to assist with local court automation.</p>
<p><b>New Hampshire</b>  <i>Justice - One Network Environment (J-One)</i></p>	<p>Total implementation cost for the New Hampshire Criminal Justice Information System is estimated at \$20.3 million for years 2003-2008. Costs in 2003 and 2004 totaled about \$9.6 million. Estimates for 2005 and 2006 are about \$4 million each year. Cost estimates decrease \$1.7 million in 2007 to \$900,000 in 2008 as infrastructure and implementation costs decrease. Technology funding normally is included in each agency's operating budget. The budget for FY 2002 and FY 2003 removed these expenses from the agency operating budget and put them in the capital budget. The costs are bonded, allowing them to be paid off over a period of years.</p>		



Appendix B. Justice Information Sharing Program Funding (continued)			
State/Program Agency	Budget/Financing	Fees/Funds	Other
<p><i>New Jersey Office of the Attorney General – Identification and Information Technology Section of the State Bureau of Identification of the New Jersey State Police</i></p>	<p>Funding comes from appropriations designated for police operation. Revenues come from the general fund, federal grants and designated revenue sources. Besides direct state appropriations, federal sources have helped pay for the development and purchase of new systems and software. NCHIP Grant and Byrne Set-Aside Money have been applied to the Superior Court, and law enforcement. VAWA (Violence Against Women Act) grant money has been applied to the Family Court System. Finally, VOCA (Victims of Crime Act) and NSORP (National Sex Offender Registry Program) grant funds have gone into the criminal system and court systems to develop integrated software between these two agencies.</p>	<p>Fees collected for noncriminal record background checks support crime record programs. If receipts are less than anticipated, the appropriation to the program is reduced proportionately. The unexpended balance as of June 30, 2004, in the Noncriminal Record Checks account, together with any receipts in excess of the amount anticipated are appropriated, subject to the approval of the director of the Division of System and Accounting. The Judiciaries Automated Traffic System/Automated Complaint System (ATS/ACS), in use by all New Jersey municipal courts, is entirely defendant-funded through a \$5 court cost assessment placed on each matter disposed in the municipal court. All matters cognizable in the municipal courts are processed using this system. ATS/ACS provides, at no cost to the municipal courts: all hardware and communication lines (dedicated circuit and a dial-up back-up line), including monthly cost of maintaining those lines; mainframe time; software upgrades; and training and technical assistance via on-site and help desk services. A \$2 fee is added to all traffic tickets (including parking tickets) to fund DNA database projects. The account receives an average of \$600,000 per month. The account has funded the implementation of FAST ID, a mobile fingerprint device linked to DNA database to ensure proper ID of those required to give a sample.</p>	<p>Funds obtained through seizure, forfeiture or abandonment and proceeds of the sale of many such confiscated properties or goods are appropriated for law enforcement purposes designated by the attorney general, with the assistance of local county prosecutors.</p>
<p><i>New Mexico Criminal Justice Information System</i></p>	<p>In FY 2001, the New Mexico Legislature provided funding for the Criminal Justice Information Management team (CJIMT) project for the first time. The Legislature appropriated \$115,000 as a multi-agency special appropriation. FY 2001 funding covered salary/benefits for one FTE (the project manager); maintenance and operations of the project network, including intrastate frame relay access; supplies; and in-state travel. The FY 2002 budget request expanded the CJIMT dedicated staff to add one systems analyst, and included \$200,000 for contractual services. The FY 2002 House Finance and Appropriations committee recommendation was \$435,600. Only the project manager's position is funded through the CJIMT budget. Each participating agency has provided staff for the project in areas of network support or analysis efforts during the first phases of the project.</p>	<p>New Mexico authorized the Department of Public Safety in 2000 to charge local, state and federal law enforcement agencies access fees to the department's telecommunication systems. Revenues from these fees are used to operate and maintain the system.</p>	

Appendix B. Justice Information Sharing Program Funding (continued)			
State/Program Agency	Budget/Financing	Fees/Funds	Other
<p><b>New York</b>  <i>Division of Criminal Justice, Office of Justice Information</i></p>	<p>The Office of Justice Information is funded through the Division of Criminal Justice Services. In 2005-2006, operations of the division will be supported by \$47 million in state tax dollars and \$90 million in federal funds. The division's Aid to Localities program will distribute \$125 million in state tax dollars and \$58 million in federal funds to support various local criminal justice initiatives. Court technology in the New York State Unified Court System is funded as a budget item. There are no special fees or charges to litigants or attorneys.</p>	<p>A data offset fund is financed by fees from the sale of data, such as criminal history searches, and bulk data transfer to vendors.</p>	<p>New York Consolidated Laws CH. 11 Art. 6 §309 permits county governments to establish a wireless surcharge of \$.30 per month for the design, construction, operation, maintenance and administration of public safety communication networks serving such county.</p>
<p><b>North Carolina</b>  <i>North Carolina Criminal Justice Information Network (CJIN)</i></p>	<p>CJIN prioritizes its funding needs in its annual report to the General Assembly. Funds are appropriated to the individual agencies, which expend funds from departmental budgets as projects are undertaken. CJIN receives grant funding on behalf of the CJIN community of users from a variety of state and federal sources. Local law enforcement agencies receive a variety of grant funding for CJIN-related projects. These sources include the Governor's Crime Commission (GCC) and federal grants. To date, state funds have contributed \$22.8 million. Federal funds represent nearly \$57 million. The governing board estimates that funds for CJIN initiatives will require \$37.8 million to complete the projects and that there is a shortfall in FY 2004-2005 of \$6.4 million.</p>	<p>The North Carolina Department of Justice currently is using a one fee for service funding approach through which Mobile Data Network users pay a monthly fee per device for access.</p>	<p>CJIN also receives in-kind contributions from a variety of private, local and state agencies. For example: CJIN—Mobile Data Network receives tower and shelter space at no cost from many towns, cities, counties, fire departments, sheriff's departments, police departments, emergency services offices, state agencies and departments, Native American organizations and private corporations.</p>
<p><b>North Dakota</b>  <i>North Dakota Criminal Justice Information Sharing Project (CJIS) - Office of Information Technology</i></p>	<p>The CJIS Implementation Plan, completed in April 2002, estimated that the total cost of implementation for the project for years 2003-2008 would be \$8.7 million. Expenditures for the 2001-2003 were \$0. The biennium budget for 2003-2005 was \$4.7 million, and the request for 2005-2007 is \$1.5 million.</p>		

Appendix B. Justice Information Sharing Program Funding (continued)		
State/Program Agency	Budget/Financing	Fees/Funds
<p><b>Ohio</b> <i>Criminal Justice Information System - Office of Criminal Justice Services</i></p>	<p>The Office of Criminal Justice Services is responsible for the development of automated systems to promote sharing crime information and data. State general revenue funds, along with federal Byrne funds appropriated to CJIS in 2002 were \$1.4 million. In 2003, \$2 million was appropriated, and in 2004, \$1.9 million was appropriated. In 2005, the state GRF set-aside for CJIS is \$160,146. Although there is no CJIS set-aside from the federal funds for 2005 because of extensive cuts in funding, OCJS recognizes the value of CJIS and would approve as many CJIS projects as practically possible.</p>	<p>Fees are collected on a case-filed basis, specifically earmarked for court technology acquisition, support and maintenance.</p>
<p><b>Oklahoma</b> <i>Oklahoma Integrated Criminal Justice Information System - Oklahoma State Bureau of Investigation (OSBI)</i></p>	<p>In FY 2005, the bureau received 29.8 percent of its budget from direct state appropriations, 39 percent from background check fees, 16.6 percent from Forensic Science Court Fees, 4.3 percent from grant funds and 10.3 percent from AFIS fees. The CJIS implementation plan estimated that the total funding for that program would be \$7.2 million for FY 2004-FY 2008. FY 2005 is estimated at \$2 million, FY 2006 at \$2.9 million FY 2007 at \$1 million and FY 2008 at \$1.2 million. It is anticipated that much of the funding for the first two years of this project will come from grant funds through the Department of Homeland Security.</p> <p>In addition, the bureau has used Edward Byrne Memorial Funds from the Bureau of Justice Administration (BJA) and funds from the National Criminal History Improvement Program (NCHIP) of the Bureau of Justice Statistics (BJS). The OSBI has used these funds to purchase Livescans (38 devices at the end of 2004) with maintenance, communication and replacement cost to be absorbed through the AFIS revolving fund.</p>	<p>Oklahoma created the Oklahoma AFIS Revolving Fund in 1990 to finance the acquisition, operation of and enhancements to the state's Automated Fingerprint Identification System. It is based on fines and bond forfeitures so that only those convicted of crimes or forfeiting bonds for criminal offenses pay for the system's operations designed to track their activities. The fund originally collected \$3 for each offense and averaged an earning of approximately \$1.7 million per year. The Legislature collected fee increased in 2004 to \$5, primarily to compensate for the state's plan to fund the addition of Livescan Booking Devices in the county jails. This raised the annual earnings estimate to \$2.8 million a year. A percentage of the collection goes to the court fund to compensate the court for collecting the fee, and a small amount goes to the state general fund.</p> <p>The OSBI and the Oklahoma Legislature also enacted the Oklahoma Forensic Sciences Improvement Act (FSIA) to raise money to properly equip the state's forensic services provided by the OSBI and to build a new \$20 million Forensic Sciences Institute. The new facility, to be built in conjunction with a local state university, will act as the OSBI's laboratory headquarters and a teaching facility for the university's forensic program.</p> <p>Modeled after the state's AFIS revolving fund, the FSIA fund is setup so that only those convicted of crimes or forfeiting bonds for criminal offenses pay for the forensic services used to process evidence of their crimes. The fund is anticipated to earn approximately \$3.6 million annually.</p>

Appendix B. Justice Information Sharing Program Funding (continued)		
State/Program Agency	Budget/Financing	Fees/Funds
		Other
<p><b>Oregon</b>  <i>Criminal Justice Information System</i>                      – Oregon State Police</p>	<p>The Oregon State Police is legislatively empowered to coordinate criminal justice integration efforts. General fund and lottery funds provide the majority of the funding for criminal investigation, information resources and agency administration services. Other revenues include charges to state agencies for patrol and investigative services.</p>	<p>Fees for services related to processing handgun permits, open records checks, and fingerprint checks are used to fund the Criminal Justice Information System. (2005 state budget)</p>
<p><b>Pennsylvania</b>  <i>Justice Network (JNET) – Office of Administration</i></p>	<p>The funding for JNET comes from a line item in the state budget. The JNET will receive approximately \$10 million in state funding in FY 2004-2005. The success of JNET is attributed to the effective use of both state and federal funds. State funding is used to design, build and support the JNET infrastructure and applications. In addition, state funds cover JNET operational costs, support JNET users, create communication and training materials, security, project management, staff salaries and administrative overhead. JNET will receive approximately \$2 million in federal funds in FY 2004-2005. Federal funds are used to support county agencies in their integration efforts and participation in JNET. Federal funds also are used to develop and implement advanced technologies as they relate to integrated justice.</p>	
<p><b>Rhode Island</b>  <i>Rhode Island Justice Link Public Safety Network (J-LINK) – Rhode Island Justice Commission</i></p>	<p>The total budget for the Justice Commission is \$6 million in 2005 and \$5.7 million in 2006; 95 percent of the funds for this program come from federal grants, \$250,000 comes from general funds and \$30,000 comes from restricted receipts. More than 90 percent of Byrne local pass-through funds have been focused on municipal agencies' identified technology needs, including computer terminal and network upgrades, Livescan automated fingerprint machines and mobile data terminals. Additional funding for the J-Link project, over and above that already allocated from federal sources, is provided to the courts in their state budget.</p>	

Appendix B. Justice Information Sharing Program Funding (continued)			
State/Program Agency	Budget/Financing	Fees/Funds	Other
<p><b>South Carolina</b> <i>South Carolina Criminal Justice Information System Initiative</i></p>	<p>The sole funding for development has been significant federal awards from the Edward Byrne State and Local Law Enforcement Memorial block grant funding program and the Victims of Crime Act grant funding program. Development has been over a period of approximately four years. A FY 2005 federal earmark of \$13.8 million has been awarded to the South Carolina Judicial Department for its case docket system.</p>		
<p><b>South Dakota</b> <i>Division of Criminal Investigations and the Unified Judicial System - Office of the Attorney General</i></p>	<p>The office of the attorney general was funded with \$5.6 million in 2004; approximately \$2 million came from the general fund, \$2 million from federal grants and \$1.6 million from other funds, including \$265,000 from record checks. Federal funds are expected to remain stable through 2006, while general funds will increase to about \$2.9 million by 2006.</p>	<p>It is estimated that \$250,000 per year will be generated from record checks in 2005 and 2006. South Dakota receives 95 percent of its court automation budget from filing fees: \$15-civil, \$3 for small claims under \$4,000, \$8.50 for class 2 misdemeanor state offense, \$5.50 for Class 2 misdemeanor county offenses, \$5.50 for violation of administrative rules with criminal penalties, and \$20 for original filing fees.</p>	<p>The Unified Judicial System is funded through the court's state budget.</p>
<p><b>Tennessee</b> <i>Tennessee's Integrated Criminal Justice Project</i></p>	<p>The Integrated Criminal Justice Project is funded through the state Bureau of Identification.</p>	<p>Local courts in Tennessee charge a \$2 data processing fee at the county level that is intended to be used to help the court clerks automate their offices. The Carry-Forward Fund allows the state to roll over any unexpended funds for court automation.</p>	<p>In 2004, the Tennessee Bureau of Investigation was authorized to sell intrastate criminal history information to the private sector and noncriminal justice agencies for \$29 per name to offset expenditures related to operational costs.</p>



Appendix B. Justice Information Sharing Program Funding (continued)			
State/Program Agency	Budget/Financing	Fees/Funds	Other
<p><b>Texas</b> <i>Texas Integrated Justice Information System</i></p>	<p>Most of the systems for information sharing already exist and are funded through the Department of Public Safety, but they are not readily accessible by all parts of the justice system. The Texas Law Enforcement Telecommunications System (TLETS) is a large Department of Public Safety (DPS) network that allows police officers to obtain critical criminal justice information quickly. Counties fund their respective district courts. Each municipality funds its municipal court(s). The 16 appellate courts (14 intermediate regional Courts of Appeals, the Supreme Court, and the Court of Criminal Appeals) are funded by appropriations from the Texas Legislature every two years. The funding is appropriated to the Judicial Committee on Information Technology projects as part of the funding for the Office of Court Administration.</p>	<p>Texas statutes provide for court technology fees to be collected only by municipal and justice of the peace courts. Collected fees are dedicated to court technology projects. Section 102.0173 funds the Justice Court Technology Fund with a \$4 fee on court filings. The funds are used only for computer systems; computer networks; computer hardware; computer software; imaging systems; electronic kiosks; electronic ticket writers; and docket management systems. The fund is effective until September 1, 2005.</p>	<p>The National Center for Rural Law Enforcement provides Internet access and e-mail at no cost to rural law enforcement agencies and tribal criminal justice agencies by use of a toll-free dialup service. The center is funded through the Bureau of Justice Assistance and the Office of Community Oriented Policing Services.</p>
<p><b>Utah</b> <i>Utah Commission on Criminal and Juvenile Justice</i></p>	<p>The commission is charged with promoting the communication and coordination of all criminal and juvenile justice agencies. The office is funded through the Office of the Governor. Funding for criminal justice information sharing initiatives is funded through the respective offices within the Utah Department of Administrative Services and the Utah Department of Public Safety.</p>	<p>A security surcharge of \$32 was added to justice court convictions to fund security and technology in juvenile and justice courts. Utah Code Annotated §63-63c-102, §78-5-116.5, §78-5-116.7.</p>	
<p><b>Vermont</b> <i>Vermont Criminal Justice Integration Services</i></p>	<p>The Vermont Criminal Justice Integration Services is funded through the Office of Information and Innovation in the Agency of Administration. Funding for the office comes from internal service funds.</p>		
<p><b>Virginia</b> <i>Virginia Integrated Criminal Justice Information System (ICJIS)</i></p>	<p>The 2003-2005 Crime Identification Technology Grant was \$6.5 million; for 2005-2006 the COPS Technology Grant is \$2 million.</p>		
<p><b>Washington</b> <i>Washington Justice Information Network (JIN) Washington Department of Information Services</i></p>	<p>Washington JIN has requested a total of \$667,000 for FY 2005-2007. Funding will come from federal grants, direct state appropriations to the program and the funding provided through the Department of Information Services. JIN also is using grants (\$450,000 of FY 2004 Byrne funds, \$200,000 State Homeland Security) to establish an integration platform for the state and to automate the exchange of citations information.</p>	<p>Sixty-seven percent of Washington's automation endeavors are funded by a \$12 assessment on all traffic dispositions.</p>	



Appendix B. Justice Information Sharing Program Funding (continued)		
State/Program Agency	Budget/Financing	Fees/Funds
<p><b>West Virginia</b>  <i>Division of Criminal Justice Services</i>  <i>– Department of Military Affairs and Public Safety</i></p>	<p>The DCJS serves as the state administrative agency for the funding programs from the U.S. Department of Justice. Federal grants have funded the majority of crime information sharing programs.</p>	
<p><b>Wisconsin</b>  <i>Wisconsin Justice Information Sharing Project</i></p>	<p>The WIJIS project is funded through the state budget, city and county budgets, user fees and federal grants.</p>	<p>The Justice Information Fee of \$9 goes to the state to help computerize the criminal justice system. In Milwaukee County, the JIS fee is \$12.50. Five cents of the penalty assessment fee funds programs for the Office of Justice Assistance, which includes some integrated justice projects. Wisconsin's Circuit Court Case Management System is supported by an automation fee. The fee funding provides for approximately 75 percent of the court information technology services. This fee ranges by case type and class code, but is between \$10 and \$15 per case. These fees apply only to Circuit Court automation.</p>
<p><b>Wyoming</b>  <i>Wyoming Judicial Technology Initiative</i></p>		<p>Wyoming charges a \$10 automation fee that is collected by the district courts. These funds are placed in a special account, the Judicial Systems Automation Account. Funds within the account can be used by the Supreme Court to purchase, maintain and operate computer hardware and software to enhance the communication, records and management needs of the courts. The authorizing language for the fund is found in §5-2-120.</p>



# RESOURCES AND REPORTS

## Justice Information Sharing Web Sites

<http://www.it.ojp.gov>

The Information Technology Initiatives Web site of the Office of Justice Programs provides timely information sharing resources to the justice and public safety communities.

<http://www.search.org>

SEARCH, the national consortium for justice information and statistics helps justice and public safety agencies with information and identification technology needs through effective planning and implementation assistance, high-tech crimes investigation training, and criminal history policy.

<http://www.ncsl.org/programs/lis/intjust/intcrimjust.htm>

NCSL's Justice Information Sharing project tracks related state legislation and contains project publications.

<https://www.nascio.org>

NASCIO represents state chief information officers and information resource executives and managers from the 50 states. Its mission is to foster government excellence through quality business practices, information management and technology policy.

## Reports

Center for Digital Government. *“Pay it Forward: Doing the Public’s Business with Digital Technology while Reducing Pressure on the General Fund”*. CDG, 2003; [http://www.centerdigitalgov.com/center/fileReg.php?file=pay\\_IT\\_lowres.pdf&name=Pay%20IT%20Forward](http://www.centerdigitalgov.com/center/fileReg.php?file=pay_IT_lowres.pdf&name=Pay%20IT%20Forward).

Intergovernmental Advisory Board. *Innovative Funding Approaches for Information Technology Initiatives-Federal State and Local Governmental Experiences*. Washington DC.: U.S General Services Administration, January 1998; <http://it.ojp.gov/fund/files/Innovative-Funding.pdf>.

National Governors Association Center for Best Practices. *Optimizing State Investments for Justice Information Sharing*. NGA, Nov. 1, 2002; <http://www.nga.org/cda/files/1102FINANCINGJUSTICE.pdf>.

National Criminal Justice Association, *Who Decides? An overview of how states are addressing delegation of authority and decision making in managing integrated justice information systems* (Washington, D.C.: NCJA, March 2001).

## **ABOUT THE AUTHOR**

Blake Harrison is a senior policy specialist in the Criminal Justice Program at the National Conference of State Legislatures. Mr. Harrison works on issues regarding criminal justice technology and criminal law.

Before joining NCSL in 2000, he worked as a legislative assistant in the U.S. House of Representatives. He received his bachelor's and master's degrees from the University of Colorado and received his law degree from the University of Denver in 2001.

## Funding Justice Information Sharing

Effective crime control relies not only on accurate, complete and current information, but also on systems that are capable of sharing information. Improvements in information technology can enhance public safety, but these improvements may be costly.

Innovative approaches to funding for these improvements—including technology funds, public-private partnerships, share-in-savings contracting, and government bonds—are discussed in this report, which also includes a state-by-state chart that shows how each state provides funding for its information sharing needs.



NATIONAL CONFERENCE  
of STATE LEGISLATURES  
*The Forum for America's Ideas*

Item #017003

Price: \$15

ISBN 1-58024-404-1