



Crop Production

Executive Summary

Lance Honig, Chief
Crops Branch



Data Sources



| | | | |
|-------------------------------------|---|----------------------------|-------------------------|
| Field Surveys | Objective Yield Cotton | Sample Size = 1,155 | Prior to Harvest |
| | Objective Measurement Florida Citrus | 1,928 Groves | November 9-24 |
| Operator Reported Survey | Cotton Ginnings | 559 Gins | December 1-4 |

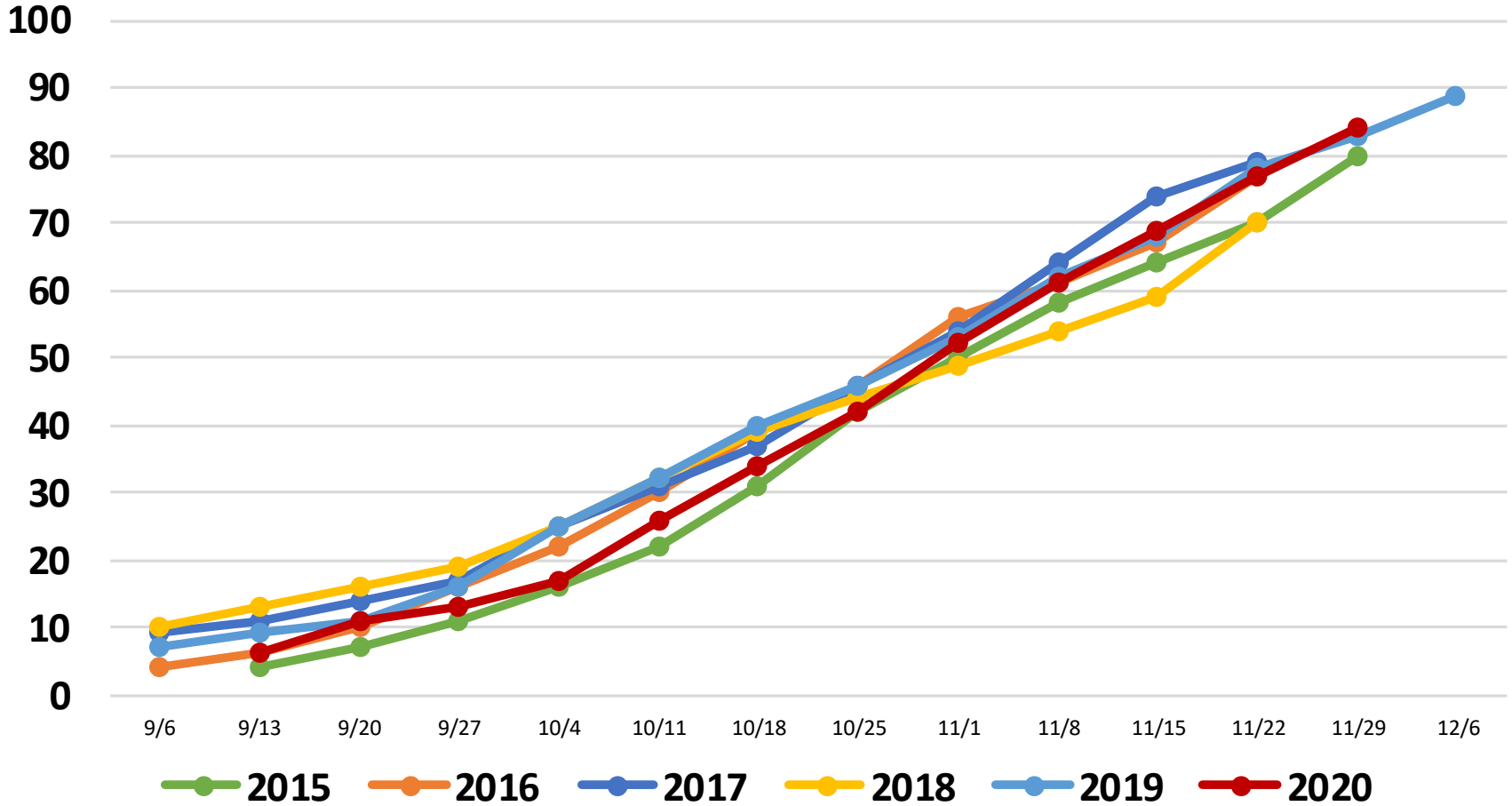


United States Cotton Progress

Percent Harvested



Percent





December 2020 Cotton Acreage, Yield, and Production



| | Planted (1,000 Acres) | Harvested (1,000 Acres) | Yield (Pounds/Acre) | Production (1,000 Bales) |
|---------------------------------|--------------------------|----------------------------|------------------------|-----------------------------|
| United States | 12,116 | 9,005 | 850 | 15,949 |
| % Change from Previous Estimate | NC | NC | ↓ 6.7 | ↓ 6.7 |
| % Change from Previous Season | ↓ 11.8 | ↓ 22.5 | ↑ 3.3 | ↓ 19.9 |

Top 5 States - By Production

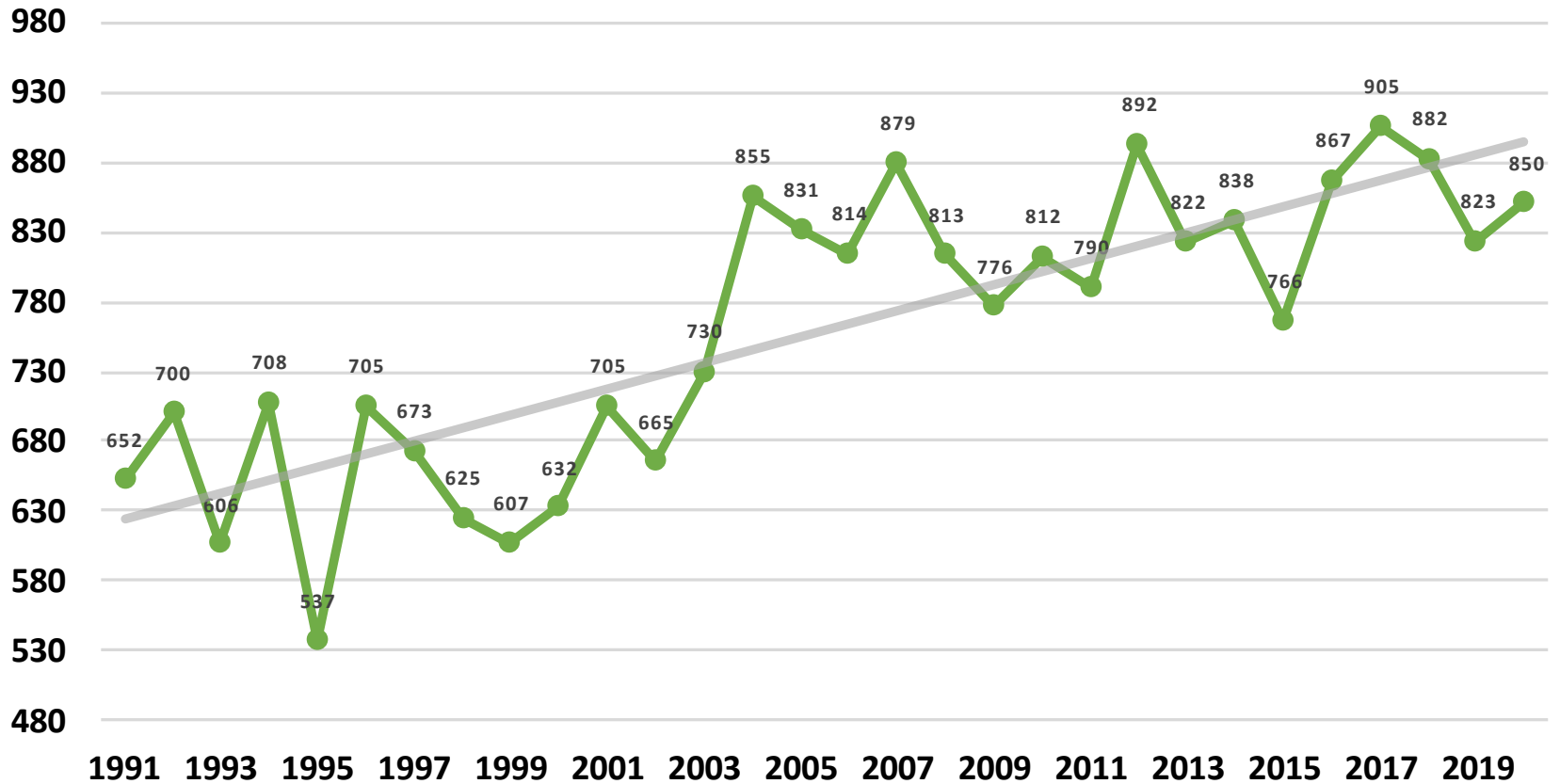
| | Planted | | Harvested | | Yield | | Production | |
|-------------|---------------|--------|---------------|--------|---------------|--------|---------------|--------|
| | (1,000 Acres) | % Δ PY | (1,000 Acres) | % Δ PY | (Pounds/Acre) | % Δ PY | (1,000 Bales) | % Δ PY |
| Texas | 6,836 | ↓ 3.2 | 3,880 | ↓ 26.2 | 649 | ↑ 12.3 | 5,247 | ↓ 17.2 |
| Georgia | 1,200 | ↓ 14.3 | 1,190 | ↓ 13.8 | 928 | ↓ 2.6 | 2,300 | ↓ 16.1 |
| Arkansas | 525 | ↓ 15.3 | 520 | ↓ 14.8 | 1,200 | ↑ 1.3 | 1,300 | ↓ 13.7 |
| Mississippi | 530 | ↓ 25.4 | 525 | ↓ 25.0 | 1,152 | ↑ 3.6 | 1,260 | ↓ 22.3 |
| Alabama | 450 | ↓ 16.7 | 445 | ↓ 16.4 | 852 | ↓ 8.2 | 790 | ↓ 23.2 |



December 2020 Cotton Yield United States

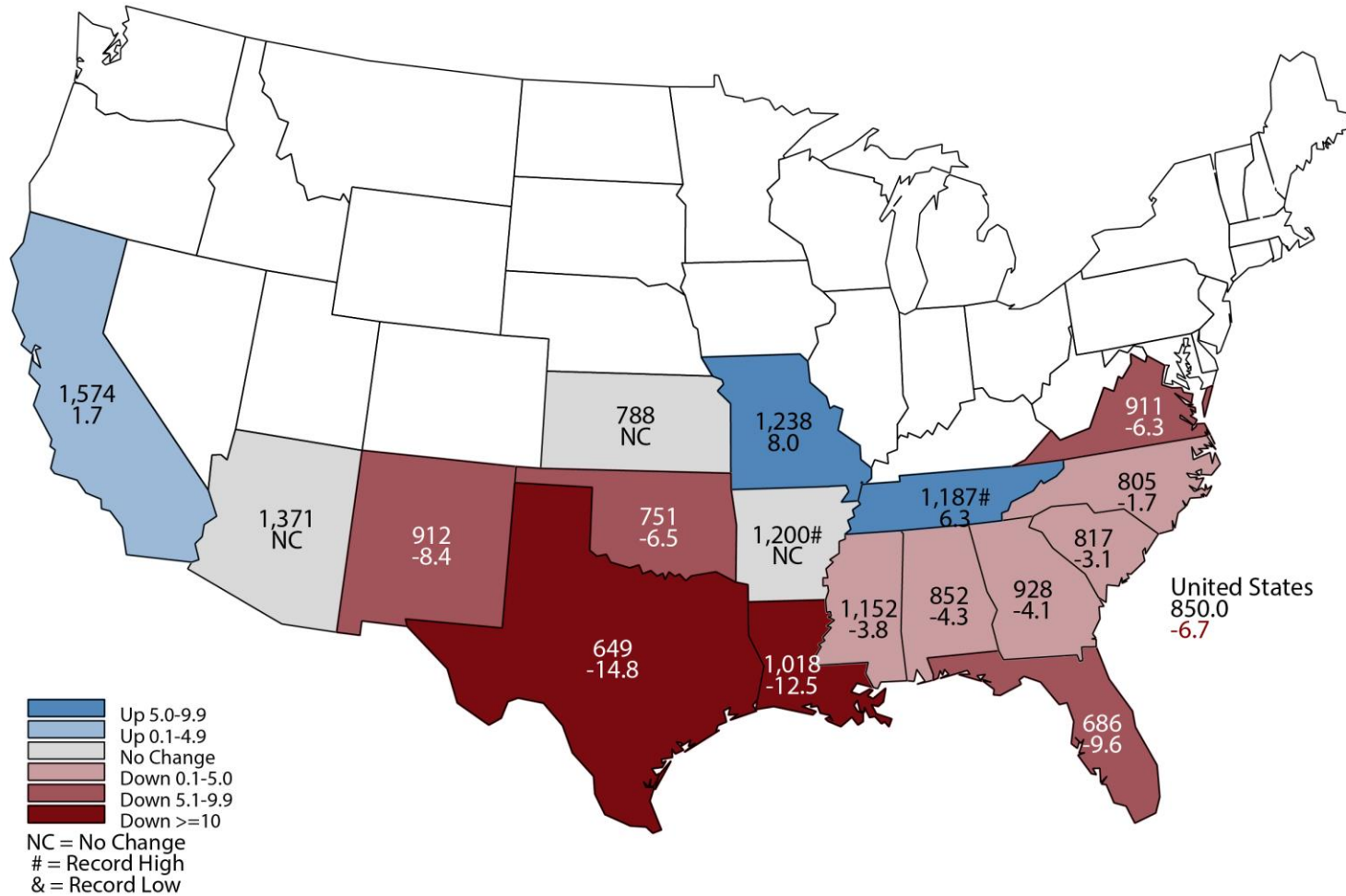


Pounds per Acre



December 2020 Cotton Yield

Pounds and Percent Change from Previous Month



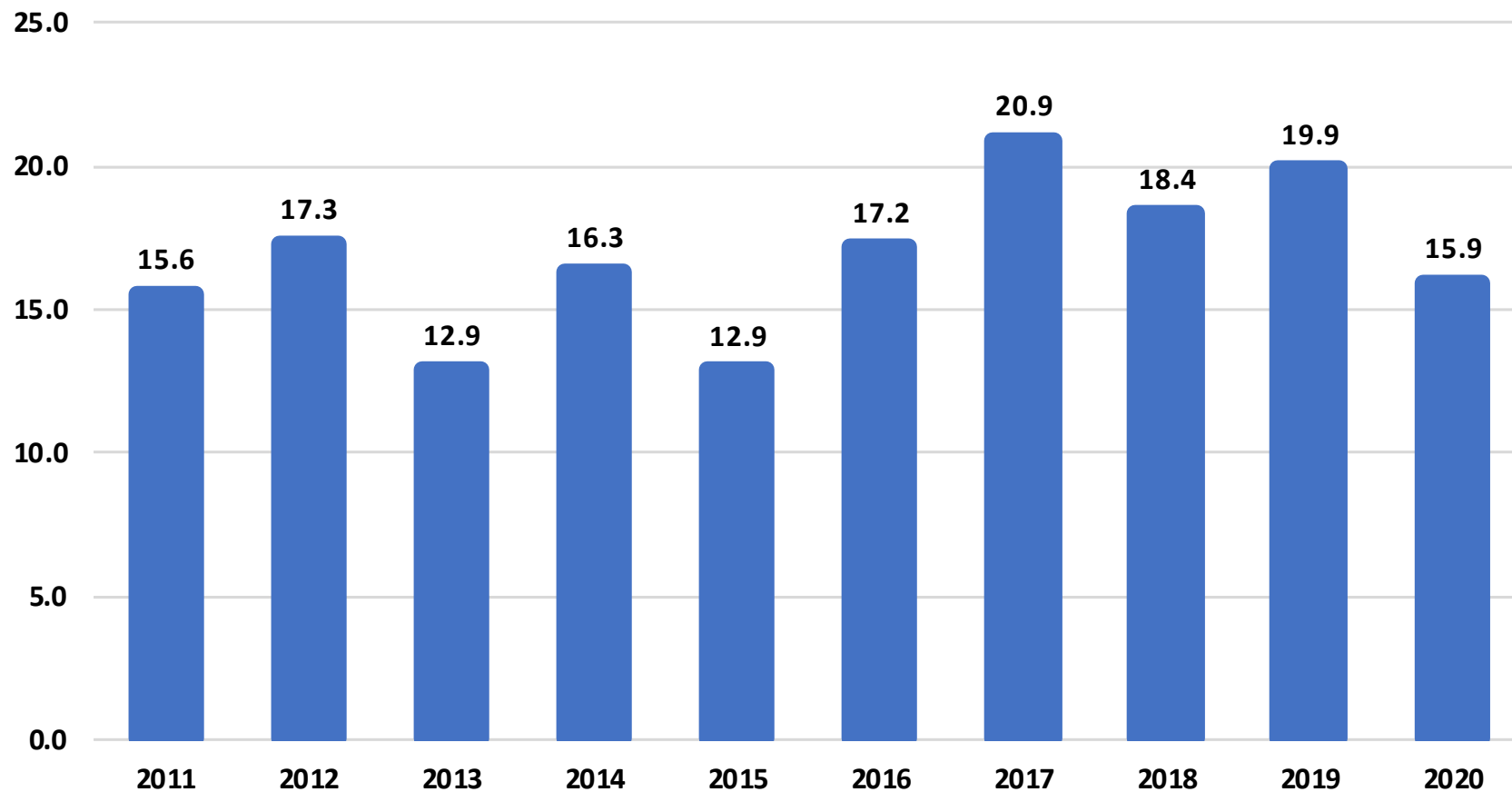


December 2020 Cotton Production

United States



Million Bales

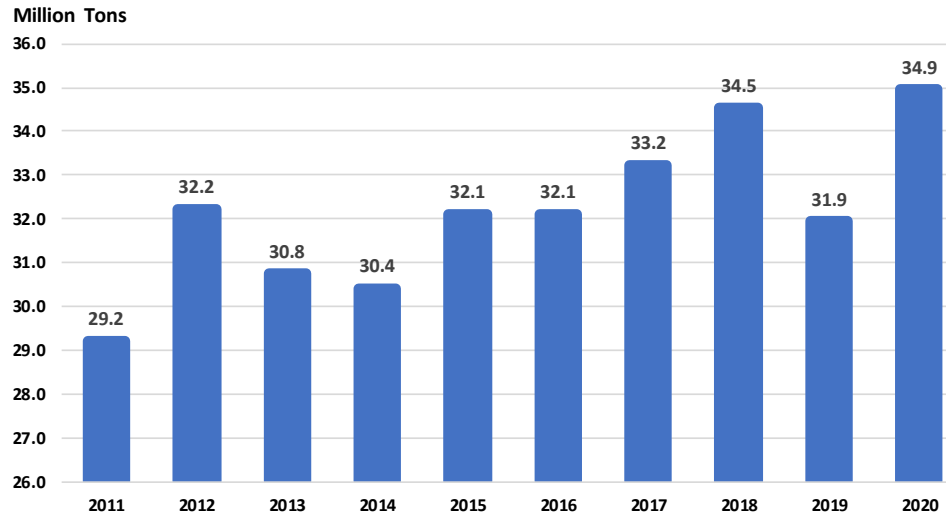




December 2020 Field Crops Acreage, Yield, and Production

| | Planted (1,000 Acres) | Harvested (1,000 Acres) | Yield (Units per Acre) | Unit | Production (1,000 Units) | Unit |
|---------------------------------|--------------------------|----------------------------|---------------------------|------------|-----------------------------|------------|
| Sugarcane | N/A | 934 | 37.4 | Ton | 34,944 | Ton |
| % Change from Previous Estimate | N/A | ↑ 0.2 | ↑ 3.3 | | ↑ 3.4 | |
| % Change from Previous Season | N/A | ↑ 2.3 | ↑ 6.9 | | ↑ 9.4 | |

Sugarcane Production
United States

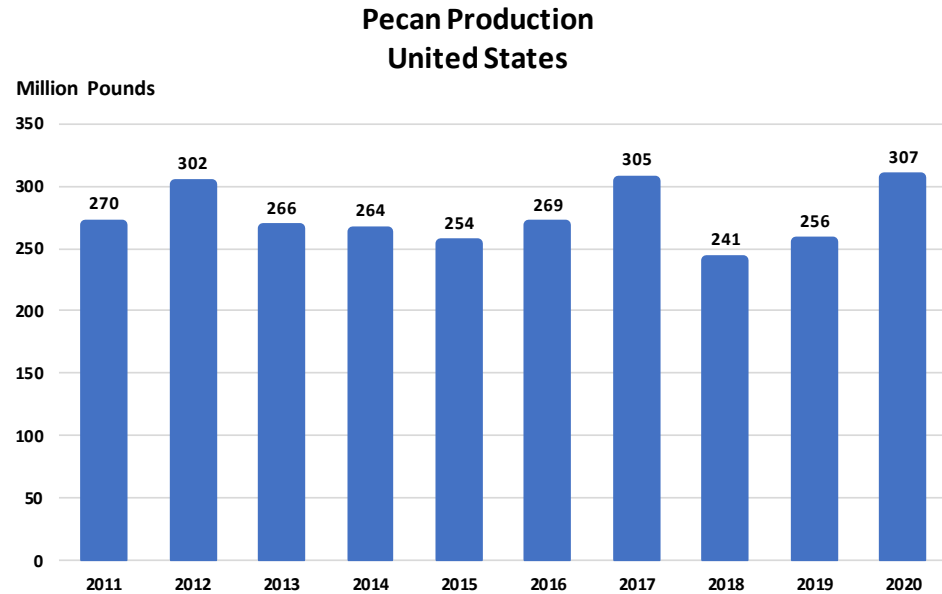




December 2020 Fruit and Nuts Production



| | Production (1,000 Units) | Unit |
|---------------------------------|-----------------------------|-----------|
| Pecans | 306,500 | Lb |
| % Change from Previous Estimate | ↑ 5.0 | |
| % Change from Previous Season | ↑ 19.9 | |



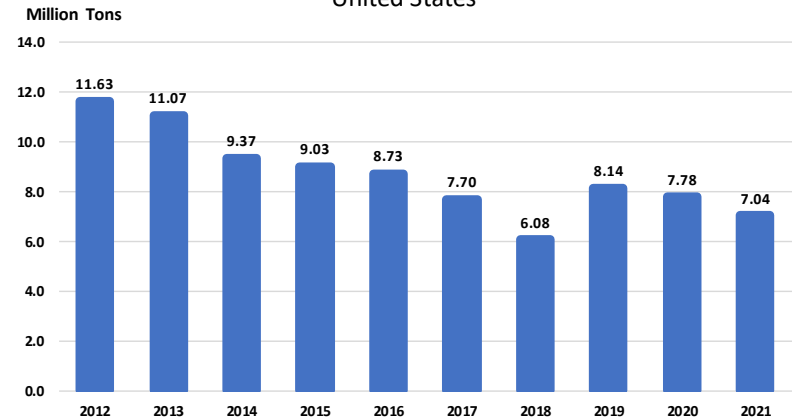
December 2020 Citrus Utilized Production

Production

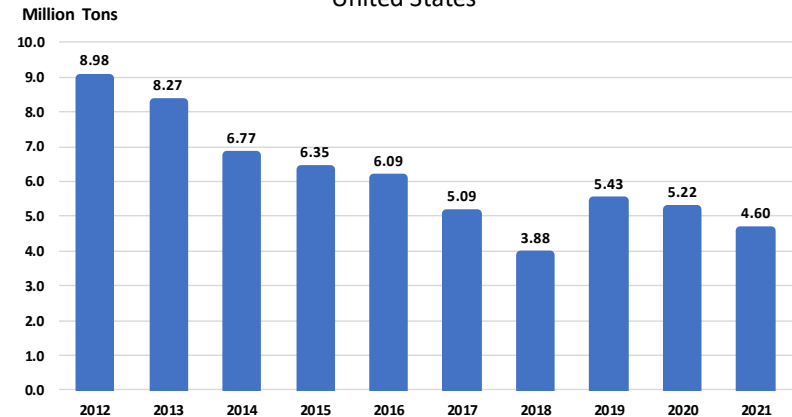
(1,000 Tons)

| | |
|---------------------------------|--------------|
| All Oranges | 4,604 |
| % Change from Previous Estimate | ↓ 1.0 |
| % Change from Previous Season | ↓ 11.8 |
| Non-Valencia Oranges | 2,725 |
| % Change from Previous Estimate | ↓ 1.6 |
| % Change from Previous Season | ↓ 13.6 |
| Valencia Oranges | 1,879 |
| % Change from Previous Estimate | NC |
| % Change from Previous Season | ↓ 8.9 |
| Grapefruit | 535 |
| % Change from Previous Estimate | ↓ 0.7 |
| % Change from Previous Season | NC |
| Lemons | 932 |
| % Change from Previous Estimate | NC |
| % Change from Previous Season | ↓ 15.3 |
| Tangerines | 972 |
| % Change from Previous Estimate | NC |
| % Change from Previous Season | ↑ 4.7 |

All Citrus Production
United States



All Orange Production
United States





Selected Upcoming Reports

| | |
|--------------------|---|
| December 10 | Small Grain County Estimates |
| December 17 | Irrigation Organizations |
| December 18 | Cattle on Feed |
| December 22 | Cotton Ginnings |
| December 23 | Hogs and Pigs |
| December 30 | Agricultural Prices |
| January 4 | Cotton System Fats and Oils Grain Crashings |
| January 12 | Cotton Ginnings Crop Production Crop Production Annual Summary Grain Stocks Rice Stocks Winter Wheat and Canola Seedings |

<https://www.nass.usda.gov/Publications/index.php>



USDA AGRICULTURAL OUTLOOK FORUM



USDA
United States Department of Agriculture



USDA's Agricultural Outlook Forum

97th Annual *Building on Innovation: A Pathway to Resilience*

February 18-19, 2021 • <https://www.usda.gov/oce/ag-outlook-forum>

Registration is Now Open to USDA's 97th Agricultural Outlook Forum!

Building on Innovation: A Pathway to Resilience

Join us for this virtual event on February 18-19, 2021

The Forum is free to attend

[Register Today](#)

STAT CHAT SERIES

Ask NASS's Lance Honig about the *Crop Production* report in our live Twitter **#StatChat**.

THU, DEC 10 @ 1PM ET

@usda_nass

#STATCHAT





All Reports Available At

www.nass.usda.gov

For Questions

(202) 720-2127

(800) 727-9540

nass@usda.gov