



ACCEPTING YOUR 2012 COPS GRANT AWARD

Frequently Asked Questions

HOW DO I ACCEPT THIS AWARD?

Accepting your COPS award is a simple and straightforward process. The award document to accept your new grant can be found in the award packet. Other important information about your award can be found online at www.cops.usdoj.gov. You should carefully read all award information prior to signing the award document and accepting your grant.

- **COPS Grant Award Document** – To accept your grant, the award document must be signed by the top law enforcement and government executives or agency executives as indicated on the award document. Please return both sides of the award document, along with all award condition pages to the COPS Office by e-mail, fax or standard mail within 90 days of the date shown on the award congratulatory letter. Stamps and/or electronic signatures will not be accepted.

WHERE CAN I FIND THE SUPPORTING PAPERWORK FOR MY AWARD, SUCH AS THE GRANT OWNER'S MANUAL?

For your convenience, we have several supporting documents available online at www.cops.usdoj.gov to assist you in implementing your grant. These resources include:

Grant Owner's Manual	Frequently Asked Questions about the Federal Financial Report (SF-425)
Helpful Hints Guide for Completing the Federal Financial Report (SF-425)	Fact Sheet- Online Filing of FFR SF-425 Quarterly Federal Financial Reports
Frequently Asked Questions (FAQs) Grant Payment Request System (GPRS)	Publication Request Form
Change of Information Form	Federal Civil Rights Statutes and Regulations Memorandum

WHO MUST SIGN THE AWARD DOCUMENT?

The law enforcement and government executives (as indicated on your award document) that have ultimate financial and programmatic authority for the grant must sign the award document. They are generally the highest-ranking officials within your jurisdiction (e.g., Chief of Police, Sheriff, or equivalent for law enforcement executives, and Mayor, City Administrator, Tribal Chairman, or equivalent for government executives). For non-law enforcement agencies (universities, private organizations, etc.), the authorized officials are the programmatic and financial officials who have the ultimate signatory authority to sign contracts on behalf of your organization. Typically, these are the same executives who signed the forms located in your application package.

ARE STAMPED OR ELECTRONIC SIGNATURES ACCEPTABLE ON THE AWARD DOCUMENT?

No. Stamped and/or electronic signatures will not be accepted.

MAY I RETURN A SIGNED PHOTOCOPY OF THE AWARD DOCUMENT?

Yes. Signed photocopies of the award document will be accepted by e-mail or fax. Please remember to copy both sides of the award document.

HOW LONG DO I HAVE TO RETURN THE SIGNED AWARD DOCUMENT?

Your agency has 90 days from the date listed on the award congratulatory letter to return both sides of your signed award document and all award condition pages to the COPS Office. Failure to return your signed award document within the 90-day time frame will result in your inability to access grant funds, and may result in your agency being withdrawn from your COPS grant program.

THE GOVERNING BODY IN MY JURISDICTION NEEDS MORE TIME BEFORE GIVING FINAL APPROVAL TO ACCEPT THIS GRANT. WHAT DO I DO?

If your agency needs more than 90 days to sign and return the award document, please contact your Grant Program Specialist at 1.800.421.6770 to request an extension of the return period. All time extension requests for the purposes of returning the award document will be considered on a case-by-case basis.

WHERE DO I MAIL THE SIGNED AWARD DOCUMENT?

Both the front and back of your signed award document along with all award condition pages can be returned to the COPS Office via one of three options listed:

Electronic Mail:

The COPS Hiring Program	CHP@usdoj.gov
-------------------------	--------------------------------------------------

Fax:

202.514.1335

Mail:

U.S. Department of Justice
Office of Community Policing Services
ATTN: CHP Control Desk
145 N Street, N.E., 11th Floor
Washington, DC 20530

Before you can draw down these grant funds, the COPS Office must receive both sides of the signed award document and all of the award conditions pages from your agency. To ensure that we receive your signed award in a timely manner, we encourage you to submit your signed award by electronic mail.

WHAT IF THE GOVERNMENT AND/OR LAW ENFORCEMENT EXECUTIVE INFORMATION ON THE AWARD DOCUMENT HAS CHANGED?

Please review the information on your award document carefully. If a change in information (address, phone number, etc.) has occurred, **do not change or correct that information on the award document.** Rather, a Change of Information Form should be submitted to our office. Any alterations to the original award will invalidate the document. You may submit a Change of Information Form online through “Account Access” at www.cops.usdoj.gov, or you may print a fillable form to submit via fax or mail. Complete the relevant part(s) of that document and submit it to the COPS Office. The COPS Office will then update our records to reflect any changes.

If the actual law enforcement and/or government executive listed on the award document has changed, the new executive in that position should simply sign the award document. Again, **do not alter any executive information shown on your award document, even if it needs to be updated.** Simply complete a Change of Information form

as described above in order to reflect the new executive.

WHERE CAN I FIND A LIST OF CONDITIONS THAT APPLY TO MY GRANT?

Beginning on the reverse side of your award document, you will find your award's grant terms and conditions. The same conditions can also be found in the Grant Owner's Manual, which is available online at www.cops.usdoj.gov. Please read and familiarize yourself with these conditions.

I STILL HAVE QUESTIONS ABOUT MY AWARD. WHAT DO I DO?

If you still have questions, please feel free to call the COPS Office Response Center at 1.800.421.6770 and ask to speak with your Grant Program Specialist.

Frequently Asked Questions (FAQs) about Grant Payment Request System (GPRS)

Q: What is the Grant Payment Request System (GPRS)?

A: *GPRS is a web-based payment request system that allows grantees to perform drawdown requests using the Internet.*

Q: What is the website for GPRS?

A: *The GPRS website can be accessed at <https://grants.ojp.usdoj.gov/gprs/login>.*

Q: Is there a user guide for GPRS?

A: *Yes. The user guide can be found at <http://www.ojp.usdoj.gov/about/offices/ocfogprs.htm>.*

Q: How will I register for access to GPRS?

A: *A Financial Point of Contact (FPOC) can request access through a self-registration process in GPRS.*

All COPS Office grantees with accounts in GPRS have the role of Drawdown Specialist. A COPS Office grantee may request to be a GPRS Drawdown Specialist by accessing the GPRS website and selecting the option to self-register. After requesting to register, the COPS Office Response Center will approve the request. After the request is approved, a confirmation email is sent to the FPOC with notification that the FPOC has been granted access to GPRS as a Drawdown Specialist. The confirmation email may take a couple of days due to the nature of the approval process. Once the confirmation email is sent, the Drawdown Specialist will be granted access to GPRS. Once access is granted, the FPOC will use the User ID entered during the self-registration process and a temporary password (sent in the confirmation email) to log into GPRS.

Q: Can I use my GMS User ID to register for the COPS Office grants in GPRS?

A: *No. You will have two separate accounts in GPRS, a GMS account and a COPS Office account. All GMS users will register in GPRS with their GMS User ID. All COPS Office grantees must register in GPRS using a unique User ID that cannot be the same as a GMS User ID.*

Please note that the User ID entered during registration must be unique and not the same as a GMS User ID.

Q: If I already have a GPRS username, and have received a new award, how do I gain access to my new award in GPRS?

A: *Those Drawdown Specialists that have already been approved will need to request the new award addition. Please email the GPRS Registrar (COPSGPRSRegistration@usdoj.gov) with your username, first and last name, vendor number and the new award number. Please note that you will not be able to drawdown from the new award until the signed award document has been received by the COPS Office.*

Q: What do I do if the Points of Contact (POC) for my grant have changed?

A: *If you need to change your POC for your grant, please contact the Response Center at 800-421-6770 or provide the Response Center with a Change of Information Form, which can be found on the COPS Office website under Grants & Funding.*



Fact Sheet

www.cops.usdoj.gov

Online Filing of FFR (SF-425) Quarterly Federal Financial Reports

All COPS Office grantees are required to submit quarterly Federal Financial Reports (FFR) using a Standard Form 425 (SF-425). COPS Office grantees are highly encouraged to submit the SF-425 online at: <https://www.cops.usdoj.gov>.

The use of this online reporting tool enables authorized users to view current and past SF-425s and allows them to file or amend the SF-425 for the current quarter.

Under current regulations, the SF-425s must be submitted **no later than 30 days** after the last day of each reporting quarter as follows:

Reporting Quarter	Date Due
January 1 - March 31	April 30
April 1 - June 30	July 30
July 1 - September 30	October 30
October 1 - December 31	January 30

COPS Office grantees who do not submit SF-425s by the due date will be unable to draw down funds. The payment systems check for SF-425 delinquency and will reject a drawdown attempt if the SF-425 is not up to date.

If COPS Office grantees are unable to submit their SF-425s online, the COPS Office will accept SF-425s by mail or fax. The fax number for the Federal Financial Reports (SF-425) Control Desk is 202.616.9004. Reports submitted by mail should be sent to:

U.S. Department of Justice
Federal Financial Reports (SF-425) Control Desk
145 N St., NE, 11th Floor
Washington, DC 20530

For general information concerning online filing of SF-425s, visit the COPS Office web site at <http://www.cops.usdoj.gov/Default.asp?Item=1260> or contact the COPS Office Response Center at 1.800.421.6770 or AskCopsRC@usdoj.gov.

The seal of the Department of Justice is a circular emblem. It features a central eagle with wings spread, perched on a shield with red and white stripes. The eagle is surrounded by a blue ring containing the Latin motto "QUI PRO DOMINA JUSTITIA SEQUITUR". The outermost ring of the seal is gold with a rope-like texture and contains the words "DEPARTMENT OF JUSTICE" in blue capital letters.

**Department of Justice
Office of Community Oriented
Policing Services**

**Frequently Asked Questions about the
Federal Financial Report (SF-425)**



Federal Financial Report Frequently Asked Questions

What is the Federal Financial Report (SF-425)?	2
How do I complete my COPS Office SF-425?	2
How do I submit my COPS Office SF-425?	2
Does my SF-425 submission require an electronic signature?	3
Why are some fields blank/grayed out on the COPS Office Online Web-425?	3
Is there any new or different information to be reported on the SF-425?	3
How do I report cumulative amounts on my SF-425?	4
Will I be able to see my prior quarter SF-425 forms?	5
Must I submit an SF-425 every quarter? Are there any exceptions?	6
How many forms must I submit?	6
What happens if I fail to submit my SF-425 on time?	6
I forgot to submit last quarter's SF-425, and it is already time to submit the next quarter's report. What do I do?	6
This is my first grant. How do I get a COPS Office user name and password?	7
Can a city or police department have multiple user names and passwords?	7
I forgot my password. What should I do?	7
I am registered with the COPS Office, but I never received a password. What should I do?	8
If I have a question or problem, who should I contact?	8



What is the Federal Financial Report (SF-425)?

The Office of Management and Budget (OMB) has merged previous financial reporting methods into one comprehensive financial reporting form to give recipients of grants and cooperative agreements a standard format for reporting the financial status of their awards. OMB has combined the Financial Status Report and the Federal Cash Transactions Report (FCTR, or SF-272) into one Federal Financial Report (FFR, or SF-425). OMB has stated that the new form, the SF-425, will go into effect beginning with the first quarter reporting period of Fiscal Year 2010.

The Office of Community Oriented Policing Services (the COPS Office) implemented the SF-425 for its current Grantees as of the reporting period October 1 through December 31, 2009.

With the implementation of the SF-425, reports will now be **due within 30 days of quarter end**. The SF-425 due dates are as follows:

Reporting Quarter	SF-425 Due Date
January 1 -- March 31	April 30
April 1 – June 30	July 30
July 1 – September 30	October 30
October 1 – December 31	January 30

As before, when a grant expires and the Grantee submits a “Final Report,” the Final SF-425 is due within 90 days of grant expiration.

How do I complete my COPS Office SF-425?

The COPS Office has developed the [“Helpful Hints Guide for Completing the Federal Financial Report \(SF-425\)”](#), which can be found on <http://www.cops.usdoj.gov/RIC/ResourceDetail.aspx?RID=545> or by clicking on the hyperlink above. This guide offers a line by line description of the SF-425. This information can be found on the COPS Office website in the Grant Management Resources section.

How do I submit my COPS Office SF-425?

The COPS Office SF-425 can be submitted using the COPS Office Online [web-based 425 system](#), which can be found on <https://www.cops.usdoj.gov/> or by clicking on the hyperlink above.



Grantees may populate, view, submit and print their SF-425 reports through a secure Internet connection. The Grantee will be required to submit **cumulative** information on the SF-425. Please see the [Helpful Hints Guide](#) for more information.

If unable to complete the SF-425 online, Grantees may fax submissions to 202.616.2913 or 202.514.2852. Also, with the new form, **quarterly reports will be due within 30 days of calendar quarter end**. For due dates, see the question [“What is the Federal Financial Report \(SF-425\)?”](#)

Does my SF-425 submission require an electronic signature?

No electronic signature is required or used because the Grant Representative entering the data has been assigned a unique user name and password. The COPS Office Online Grant Management application is a secure site.

However, for informational purposes, the Online Grant Management application does require the Name, Title, Telephone Number, and Email Address of the person responsible for filing the SF-425.

Why are some fields blank/grayed out on the COPS Office Online Web-425?

Due to the nature of the COPS Office grant programs, Grantees are not required to report some fields in the SF-425. Skip those fields which are not necessary, and continue to those fields which you are required to fill in. For a detailed list of which fields are mandatory and which fields are not, please see the [Helpful Hints Guide](#).

Other fields are pre-populated with information previously reported or obtained from a Grantee’s award documentation. This information should match the Grantee’s records. Please verify this information is correct. Please note that the information in the SF-425 will be **cumulative from the inception of the grant**.

If any of the information is incorrect, or fields are grayed out that you believe you are required to report, please contact the COPS Office Response Center at 1.800.421.6770.

Is there any new or different information to be reported on the SF-425?

Below is a **brief summary** of new or changed information on the SF-425. For a detailed description of each of the fields in the SF-425, please see the [Helpful Hints Guide](#).

- All financial information on the form is now **cumulative from the beginning date of the grant**.
- *Block 6–Final Report*



- The SF-425 web feature will default the Final Report block to “No,” indicating that the submitted report is not Final. A Grantee will **only** fill in the “Yes” checkbox if the submitted report is Final.
- “Final” will only be used when a Grantee has completed use of the awarded.
- *Block 10i–Total Recipient Share Required*
 - This is the cumulative recipient share of the grant funds, based on local match amounts agreed upon in the grant’s terms and conditions.
 - This amount will be pre-populated and calculated based on budget.
- *Block 10k–Remaining Recipient Share to be Provided*
 - This amount is the difference between Total Recipient Share Required and Recipient Share of Expenditures.
 - If Recipient Share of Expenditures exceeds Total Recipient Share Required, then this field will be zero.
 - This amount will be calculated and pre-populated.
- *Block 12–Remarks*
 - This field is expanded to allow for more comment space.
 - Grantees are requested to comment on any discrepancies or provide any explanations of the amounts reported.
 - A comment is required if the expenditure is lower than the previous report.

How do I report cumulative amounts on my SF-425?

Cumulative reporting provides a sum of expenditures for the life of the Grant. To arrive at your cumulative total, add all expenses incurred to date.

In the example that follows, *Block 10e–Federal Share of Expenditures* and *10j–Recipient Share of Expenditures* continues to grow in each successive SF-425 to show the total amount of expenditures to date. If the Grantee finds that a reporting error has occurred, and in order to correct the SF-425 a deduction from either block is necessary, the Grantee is required to make a notation in *Block 12–Remarks*. Please note that not all Grants will require a Recipient share.

For Example:

For the reporting period 10/01/12 to 12/31/12, a Grantee has spent the following:

- Federal Share: \$28,358.00
- Recipient Share (Local Match): \$7,098.50

For the reporting period 01/01/13 to 03/31/13, a Grantee has spent the following:

- Federal Share: \$14,042.00
- Recipient Share (Local Match): \$7,401.50



The below replication of the SF-425, Section 10, shows how to report a cumulative total for both reporting periods. Additional reporting period expenditures will be added to the current total.

SF-425: Reporting Period Ending December 31, 2012

Federal Expenditures and Unobligated Balance:		
10d.	Total Federal funds authorized	\$250,000.00
10e.	Federal share of expenditures	\$28,358.00
10f.	Federal share of unliquidated obligations	\$0.00
10g.	Total Federal share (sum lines e and f)	\$28,358.00
10h.	Unobligated balance of Federal funds (line d minus g)	\$221,642.00
Recipient Share:		
10i.	Total recipient share required:	\$62,500.00
10j.	Recipient share of expenditures	\$7,098.50
10k.	Remaining Recipient share to be provided (line i minus j)	\$55,401.50

SF-425: Reporting Period Ending March 31, 2013

Federal Expenditures and Unobligated Balance:		
10d.	Total Federal funds authorized	\$250,000.00
10e.	Federal share of expenditures	\$42,400.00
10f.	Federal share of unliquidated obligations	\$0.00
10g.	Total Federal Share (sum of lines e and f)	\$42,400.00
10h.	Unobligated balance of Federal funds (line d minus g)	\$207,600.00
Recipient Share:		
10i.	Total recipient share required:	\$62,500.00
10j.	Recipient share of expenditures	\$14,500.00
10k.	Remaining Recipient share to be provided (line i minus j)	\$48,000.00

Will I be able to see my prior quarter SF-425 forms?

Yes. These forms will be available to Grantees in the same manner in which they have been previously provided. When a Grantee logs into the COPS Office On-Line Agency Portal/Account Access, the SF-425s can be accessed by choosing the “Applications” module and then selecting the black SF-425 icon.



Grantees will have to enter the Grant Number and all previously submitted quarterly reports will be available in web form and can be printed for record-keeping.

Grantees will be able to view and modify their most recent SF-425 submission; however,



all reports prior to this will be available as read-only.

Must I submit an SF-425 every quarter? Are there any exceptions?

Grantees are required to submit an SF-425 every quarter once a project has begun. For example, if you have recently been awarded a grant, have expensed funds, and/or have drawn down or intend to draw down those funds, you must submit an SF-425 for **every quarter** going forward.

If you have already submitted an SF-425 then you must continue to report on a quarterly basis, even if no further funds have been expended, until you file a Final Report indicating you have completed the use of your grant.

How many forms must I submit?

The COPS Office requires Grantees to submit **one SF-425 per Grant Number**. The COPS Office will not be accepting the SF-425A form for multiple awards.

What happens if I fail to submit my SF-425 on time?

Grantees failing to submit an SF-425 in a timely manner (within 30 days of quarter end) are considered delinquent. Delinquent Grantees will have a hold placed on their account, and the Grantee will not be able to draw down the funds.

When a Grantee submits all delinquent SF-425s, and they are up-to-date, the hold will be removed and the Grantee can use GPRS <https://grants.ojp.usdoj.gov/gprs/login> to draw down funds once again.

I forgot to submit last quarter's SF-425 and it is already time to submit the next quarter's report. What do I do?

Once an SF-425 has been submitted, a Grantee is required to continue reporting on a quarterly basis. If a Grantee does not submit an SF-425 within 30 days of the quarter end, they are considered delinquent. Once a Grantee is delinquent, a hold will be placed on their account, and the Grantee will not be able to draw down the funds.

In order to become compliant, and draw down funds, a Grantee must report for every delinquent quarter, up to the most current reporting period. If the Grantee is submitting for the first time there is no need to catch-up with the previous SF-425s. In special cases, the Financial Officer will allow Grantees to submit one cumulative report for all missed quarters.

Example:

The current reporting period is for the quarter ending 09/30/13, and the grant is not yet



expired. The Grantee's last quarterly report was submitted for the quarter ending on 12/31/12. The Grantee must submit individual quarterly reports for the reporting periods ending:

- 03/31/13
- 06/30/13
- 09/30/13

The Grantee should report expenses in the appropriate quarter in which they were incurred and carry the cumulative totals forward to the next reporting quarter.

This is my first grant. How do I get a COPS Office User Name and password?

If you are a new COPS Office Grantee and do not have a User Name and password, you must first register with the COPS Office Online. To do so, visit the COPS Office Online Grant Management Login page at <https://www.cops.usdoj.gov/> and click the "Register" button located in the lower left corner of the screen and complete the COPS Office Registration Request Form. Your User Name is your email address; after registration is complete, you will be emailed a letter with information and a link for establishing your password.

Can a city or police department have multiple user names and passwords?

Yes, the new COPS Office On-Line Agency Portal/Account Access allows the main Agency Administrator to assign access/rights to other users; each Agency User will have a separate User Name (user email address) and a separate password. If you require assistance in changing your user name or password, contact the COPS Office Response Center at 1.800.421.6770 between 9:00 AM and 5:00 PM Eastern Standard Time. You may also email your question to egov.issues@usdoj.gov

I forgot my password. What should I do?

Visit the COPS Office website at www.cops.usdoj.gov and select the "Account Access" link in the upper right corner. The "Forgot Password" hyperlink is located in under the login and password. In the prompt that appears after clicking the hyperlink, enter your email and click the "Submit" button. An email with a link for establishing a new password will be emailed to you. If grantees experience any problems with their password, please call the COPS Office Response Center at 1.800.421.6770 between 9:00 AM and 5:00 PM Eastern Standard Time. You may also email your question to egov.issues@usdoj.gov



I am registered with the COPS Office, but I never received a password. What should I do?

Please contact the COPS Office Response Center at 1.800.421.6770 between 9:00 AM and 5:00 PM Eastern Standard Time.

If I have a question or problem, who should I contact?

For problems relating to reporting, grant extensions, etc., Grantees should contact the COPS Office Response Center at 1.800.421.6770 between 9:00 AM and 5:00 PM Eastern Standard Time. The COPS Office Response Center can refer Grantees to the appropriate department or troubleshoot the problem. You may also email your question to egov.issues@usdoj.gov.



Purpose:

The purpose of this guide is to assist recipients of grant awards from the Department of Justice, Office of Community Oriented Policing Services (COPS Office) with the reporting and accounting of their financial expenditures. It provides essential information for facilitating the completion and submission of the mandatory quarterly Federal Financial Report (FFR) on Standard Form 425 (SF-425).

I: What is the Federal Financial Report (SF-425)?

The Office of Management and Budget (OMB) merged previous financial reporting methods into one comprehensive financial reporting form to give recipients of grants and cooperative agreements a standard format for reporting the financial status of their awards. OMB combined the Financial Status Report (FSR, or SF-269/SF-269A) and the Federal Cash Transactions Report (FCTR, or SF-272) into one Federal Financial Report (FFR, or SF-425). In so doing, OMB stated that the new form, the SF-425, went into effect beginning with the first quarter reporting period of Fiscal Year 2010.

Recipients of federal funds under COPS Office grant programs (Grantees) are required to submit quarterly Federal Financial Reports (SF-425). The SF-425 is a standard form that Grantees must use to report cumulative expenses (calculated by adding all expenses from the beginning of the grant to date) incurred under each Grant Number. These expenses can be categorized as cash disbursed, or incurred but not yet paid (Accounts Payable). When a recipient share is required, expenses incurred are further divided into federal share and recipient share (local matching contributions). A Grantee should refer to the award documentation to review federal and recipient share information.

Effective January 1, 2010, COPS Office Grantees will be required to use the SF-425 for all financial reporting requirements, regardless of the report period end date.

II: When and How to Submit the SF-425

On-Going Reporting. Upon project/grant inception, Grantees are required to submit one SF-425 per quarter for each Grant Number. Grantees who do not submit SF-425s by the due date will be unable to draw down grant funds.

Under current regulations, SF-425s for COPS Office grants must be submitted every quarter and no later than 30 days after the last day of each reporting quarter as detailed below:



Reporting Quarter	SF-425 Due Date
January 1 – March 31	April 30
April 1 – June 30	July 30
July 1 – September 30	October 30
October 1 – December 31	January 30

Please be advised that the 30-day requirement has been adjusted from prior quarter submissions.

Cumulative Reporting. The SF-425 mainly differs from the SF-269A by requiring cumulative reporting of expenditures. Cumulative reporting provides a sum of expenditures for the life of a grant. To arrive at your cumulative total, add all expenses incurred to date.

In the example that follows, *Block 10e-Federal Share*, *Block 10f-Expenditures* and *Block 10j-Recipient Share of Expenditures* continues to increase in each successive SF-425 to show the total amount of expenditures to date. If a Grantee finds that a reporting error has occurred, and in order to correct the SF-425 a deduction from either block is necessary, the Grantee is required to make a notation in *Block 12-Remarks*. Please note that not all grants will require a Recipient Share.

For Example:

For the reporting period 10/01/12 to 12/31/12, a Grantee has spent the following:

- Federal Share: \$28,358.00
- Recipient Share (Local Match): \$7,098.50

For the reporting period 01/01/13 to 03/31/13, a Grantee has spent the following:

- Federal Share: \$14,042.00
- Recipient Share (Local Match): \$7,401.50

The below replication of the SF-425, Section 10, shows how to report a cumulative total for both reporting periods. Additional reporting period expenditures will be added to the current total.



SF-425: Reporting Period Ending December 31, 2009

Federal Expenditures and Unobligated Balance:		
10d.	Total Federal funds authorized	\$250,000.00
10e.	Federal share of expenditures	\$28,358.00
10f.	Federal share of unliquidated obligations	\$0.00
10g.	Total Federal Share (sum lines e & f)	\$28,358.00
10h.	Unobligated balance of Federal funds (line d minus g)	\$221,642.00
Recipient Share:		
10i.	Total recipient share required:	\$62,500.00
10j.	Recipient share of expenditures	\$7,098.50
10k.	Remaining Recipient share to be provided (line i minus j)	\$55,401.50

SF-425: Reporting Period Ending March 31, 2010

Federal Expenditures and Unobligated Balance:		
d.	Total Federal funds authorized	\$250,000.00
10e.	Federal share of expenditures	\$42,400.00
f.	Federal share of unliquidated obligations	\$0.00
g.	Total Federal Share (sum lines e & f)	\$42,400.00
h.	Unobligated balance of Federal funds (line d minus g)	\$207,600.00
Recipient Share:		
10i.	Total recipient share required:	\$62,500.00
10j.	Recipient share of expenditures	\$14,500.00
10k.	Remaining Recipient share to be provided (line i minus j)	\$48,000.00

Reporting with No Incurred Expenses. A Grantee is required to submit an SF-425 for *every quarter*, regardless of whether expenses were incurred or not, once the project has begun. Even if expenses have not been incurred during the quarter, the Grantee must report the cumulative amount of expenses to date. If expenses have not yet been incurred during the life of the grant, the Grantee should report a zero cumulative total. Once a project has begun, a Grantee will need to submit the most recent SF-425 before accessing funds. Contact the COPS Office Response Center at 1.800.421.6770 for more information.

Early Submission of an SF-425. There are two scenarios in which a Grantee can submit an SF-425 prior to the reporting period end date.

- Final Report – A Final Report may be submitted no sooner than one quarter prior to the reporting period end date. For example, if the reporting period end date is December 31, 2013, a Grantee could submit the Final Report as early as October 1, 2013.
- Non-Final Report – A non-Final Report may be submitted no sooner than 10 business days (or 14 calendar days) prior to the reporting period end date. For example, if the reporting period end date is December 31, 2013, a Grantee could submit a non-final report as early as December 17, 2013.



Delinquent Reporting. A Grantee is required to submit an SF-425 *every quarter*, even if delinquent in prior period reporting, once the project has begun or at least one report has been submitted. If the Grantee is delinquent in reporting on multiple quarters, the Grantee will be required to submit one SF-425 for each delinquent quarter. If this is the Grantee’s first submission, there is no need to catch up with previous SF-425s.

For Example:

The current reporting period is for the quarter ending 09/30/13, and the grant is not yet expired. The Grantee’s last quarterly report was submitted for the quarter ending on 12/31/12. The Grantee must submit individual quarterly reports for the reporting periods ending:

- 03/31/13
- 06/30/13
- 09/30/13

The grantee should report expenses in the appropriate quarter in which they were incurred and carry the cumulative totals forward to the next reporting quarter. Please contact the COPS Office Response Center at 1.800.421.6770 to discuss bringing SF-425 reporting up to date.

Final SF-425 Reporting by Grantee. A Grantee is required to submit a Final SF-425 *no later than 90 days* after the Grantee has reported and expended the total allowable federal share for the Grant Number, or after the expiration date of the award. Additionally, after the 90-day period, the Grantee is not longer eligible to draw down grant funds. A Final SF-425 is indicated by checking “YES” in *Block 6-Final Report*.

Please note that the quarterly reporting due date still applies. Therefore, if a Grant expires late in a reporting period, the Grantee will need to submit the Final SF-425 in accordance with the 30-day due date. This Final SF-425 will be editable until 90 days after the Grant has expired.

For Example:

Grant Expires On	Final SF-425 Due On	SF-425 Editable Until
01/31/2013	04/30/2013	04/30/2013
03/31/2013	04/30/2013	06/30/2013
05/31/2013	07/30/2013	08/31/2013
10/31/2013	01/31/2014	01/31/2014



Final SF-425 Reporting by the COPS Office. The COPS Office reserves the right to update an SF-425 to “Final” status if the Grantee fails to submit an SF-425 marked “Final” within 90 days after grant period end date. At that time, the Grantee will forfeit the remaining eligible balance. The Grantee is still required to meet the 30-day reporting requirement.

Final Draw Down of Funds. Grantees are required to submit a Final SF-425 and draw down funds for allowable costs incurred within 90 days after the grant period end date. If remaining funds are not drawn down within 90 days after the grant period end date, the Grantee will forfeit the remaining eligible balance. The Grantee is still required to report those funds on the Final SF-425.

III: How Many SF-425s to Submit

A Grantee must submit one SF-425 per Grant Number every quarter. The COPS Office will **not** accept Federal Financial Report Attachments (SF-425As).

IV: Where to File the SF-425

Grantees are highly encouraged to submit the quarterly SF-425 online. Visit the COPS Office website at www.cops.usdoj.gov and select the “Account Access” link in the upper right corner to login. Once logged into your COPS Agency On-Line Portal choose the “Applications” module, select the black SF-425 icon, enter the Grant Number and click on “New SF-425” button in the right corner.

If a Grantee is unable to submit the SF-425 online, a signed copy of the completed SF-425 can be faxed to 202.616.2913 or 202.514.2852, or mailed to the following address:

U. S. Department of Justice
Office of Community Oriented Policing Services
Federal Financial Reports (SF-425) Control Desk, 11th Floor
145 N Street, N.E.
Washington, DC 20530

V: Where to Get Help

The SF-425 form and instructions are on the COPS website at www.cops.usdoj.gov/RIC/ or obtainable by calling the COPS Office Response Center at 1.800.421.6770.



VI: Step-by-Step Procedures for Completing the SF-425

Block 1: Federal Agency **MANDATORY**

- For COPS Office Grant Programs, this field will pre-populate to read “U.S. Department of Justice Community Oriented Policing Services” and be a read-only field.

Block 2: Federal Grant Number **MANDATORY**

- This field will pre-populate the alpha-numeric Grant Number cited on your Award Document. Verify this Grant Number is correct.
- Grantees will complete one SF-425 for each Grant Number.

Block 3: Recipient Organization **MANDATORY**

- This field will pre-populate the Grantee Organization’s Legal Name and Address, and should match the name and address on the award document. Verify this information is correct.

Block 4a: DUNS Number **MANDATORY**

- This field will pre-populate the Grantee Organization’s Data Universal Numbering System (DUNS) number or Central Contract Registration extended DUNS number. Verify this information is correct.

Block 4b: EIN **MANDATORY**

- This field will pre-populate the Grantee Organization’s Employer Identification Number (EIN). Verify this information is correct.

Block 5: Recipient Account Number **OPTIONAL**

- This field will pre-populate the Grantee Organization’s Originating Agency Identifier (ORI) Number. Verify this information is correct.

Block 6: Final Report

MANDATORY

- Mark the appropriate box indicating No, if the SF-425 is a Quarterly Report or Yes, if the SF-425 is a Final Report.
- This field should always be **checked NO** until the Grantee is ready to submit the Final Report.
- The Final SF-425 is due 90 days after the Grantee has reported all federal and where applicable, local recipient share expenses, for **all** awards issued under the same Grant Number, or after the grant period end date of the last award. A Grantee may elect to choose ‘Yes’ to indicate a Final Report, even if all funds are not drawn down. Additionally, after the 90-day period, the Grantee is no longer eligible to draw down funds. If multiple supplements or renewals are issued under ONE Grant Number, the Grantee would not submit a Final SF-425 until the last supplement or renewal is fully expended.
- The COPS Office reserves the right to update an SF-425 to a “Final” Status if the Grantee fails to submit the SF-425 marked as “Final” in *Block 6–Final Report*, within 90 days after the grant period end date. At that time, the Grantee will forfeit the remaining eligible balance.
- **Note:** If a Grantee is using Accrual Basis of Accounting, and submits a Final SF-425, *Block 10f–Federal Share of Unliquidated Obligations* will automatically populate “\$0.00” since accruals are not acceptable for Final reports.

Block 7: Basis of Accounting

MANDATORY

- Mark the appropriate box to specify whether a cash or accrual basis was used for recording financial transactions related to the award.
- **Cash Basis of Accounting** refers to the accounting method in which expenses are recorded when they are paid.
 - If the Grantee uses Cash Basis of Accounting, the Grantee **will not** complete *Block 10f–Federal Share of Unliquidated Obligations*.
- **Accrual Basis of Accounting** refers to the accounting method in which expenses are recorded when they are incurred.
 - If the Grantee uses Accrual Basis of Accounting, the Grantee **will** report Accounts Payable in *Block 10f–Federal Share of Unliquidated Obligations*.



Block 8: Project/Grant Period (From/To) MANDATORY

- This field will pre-populate with the cumulative time period covered by all awards and extensions issued under one Grant Number. This should encompass the beginning date of the original award and the latest ending date under one Grant Number.

Program	Grant Number	Amount	Grant Period
CHRP	2009RKWX0123	\$ 75,000	06/01/09–05/31/12 Extended 05/31/13

- Per the above example, the Project/Grant Period would be from 06/01/09 to 05/31/13.
- Please be aware: If the grant is expired, and the SF-425 is 90 days or more past due, a Grantee will be unable to create a new SF-425. Please contact the COPS Office Response Center at 1.800.421.6770 to file or revise a Final SF-425.

Block 9: Reporting Period End Date MANDATORY

- Verify the ending date of the reporting period. The only appropriate dates are the following (calendar quarter):
 - 03/31/YEAR
 - 06/30/YEAR
 - 09/30/YEAR
 - 12/31/YEAR
- Once the project has begun, the Grantee is required to report quarterly.

Block 10: Transactions MANDATORY

- Enter **CUMULATIVE AMOUNTS** from the date of the inception of the award through the end date of the reporting period specified in *Block 9–Reporting Period End Date*. Cumulative amount is calculated by adding all expenses incurred to date, including all previously reported expenses.
- Use *Block 12-Remarks* to provide explanations necessary to provide further detail about information listed in this section.



Federal Cash:

Block 10a: Cash Receipts **NOT APPLICABLE**

- Do not enter any information in this field. The COPS Office does not require a Grantee to report this information. This field may be used for Administrative purposes by the COPS Office.

Block 10b: Cash Disbursements **NOT APPLICABLE**

- Do not enter any information in this field. The COPS Office does not require a Grantee to report this information. This field may be used for Administrative purposes by the COPS Office.

Block 10c: Cash on Hand **NOT APPLICABLE**

- Do not enter any information in this field. The COPS Office does not require a Grantee to report this information. This field may be used for Administrative purposes by the COPS Office.

Federal Expenditures and Unobligated Balance:

Block 10d: Total Federal Funds Authorized **MANDATORY**

- This field will pre-populate with the appropriate amount of Federal funds authorized as of the reporting period end date. This information can also be found on the Award Documentation. Verify this information is correct.
- This number should include all accepted original awards, supplements or renewals, and modifications.

糖文糖一A糖糖 B A(C)D糖 -269A Box 10h–Total Federal Funds Authorized for this Funding Period.

Block 10e: Federal Share of Expenditures **MANDATORY**

- Enter the **CUMULATIVE AMOUNT** of Federal fund expenditures. The cumulative amount is calculated by adding all expenses incurred to date (10e = Prior period’s 10e + current period’s incurred expenditures).
- The cumulative amount includes all Federal Share of Expenditures for the life of the grant.
- The web form SF-425 includes a brief note with the previously reported cumulative amount. If this is the Grantee’s first report, this number will be \$0.00.
- **Cash Basis of Accounting:** For reports prepared on a Cash Basis, expenditures are the sum of:
 - Cash disbursements for direct charges for property and services;
 - The amount of indirect expense charged;
 - The value of third-party, in-kind contributions applied; and
 - The amount of cash advance payments and payments made to sub-recipients.



- **Accrual Basis of Accounting:** For reports prepared on an Accrual Basis, expenditures are the sum of:
 - Cash disbursements for direct charges for property and services;
 - The amount of indirect expense incurred as approved as an allowable cost under the approved budget;
 - The value of third-party, in-kind contributions applied; and
 - The net increase or decrease in the amounts owed by the recipient for:
 1. Goods and other property received
 2. Services performed by employees, contractors, sub-recipients, and other payees
 3. Programs for which no current services or performance are required.

Block 10d - 269A Box 10c - Federal Share of Outlays.

Block 10f: 4. Federal Share of Unliquidated Obligations MANDATORY

- This field is only available to those Grantees reporting based on Accruals.
- **Cash Basis of Accounting:** For reports prepared on the Cash Basis, do not enter any information here.
- **Accrual Basis of Accounting:** For reports prepared on an Accrual Basis, enter the Federal share of unliquidated obligations or expenses incurred but not yet paid, over the life of the grant.
 - Obligations can include direct and indirect expenses incurred but not yet paid, including amounts due to sub-recipients and contractors.
 - Do not include any amount that has been previously reported in *Block 10e - Federal Share of Expenditures*.
 - Do not include any amount for a future commitment of funds (such as a long-term contract) for which an obligation or expense has not been incurred.
 - **Note:** If a Grantee is using Accrual Basis of Accounting, and submits a Final SF-425, *Block 10f - Federal Share of Unliquidated Obligations* will automatically populate "\$0.00" since accruals are not acceptable for Final reports.

Block 10g - Similar to SF-269A Box 10f - Federal Share of Unliquidated Obligations.

Block 10g: Total Federal Share MANDATORY

- This field will pre-populate with the calculated sum of *Blocks 10e - Federal Share of Expenditures* and *10f - Federal Share of Unliquidated Obligations*. Verify this information is correct.



Block 10h: Unobligated Balance of Federal Funds MANDATORY

- This field will pre-populate with the calculated difference of *Blocks 10d–Total Federal Funds Authorized* and *10g–Total Federal Share*, based on prior period submissions. Upon reporting the current information, this block will recalculate to include the updated information. Verify this information is correct.

Recipient Share:

Block 10i: Total Recipient Share Required MANDATORY

- This field will pre-populate with the calculated Minimum Required Recipient Share based on original budgeted local share. Verify this information is correct.
 - Please note that this calculated amount is based on the ORIGINAL grant amount, and may increase or decrease given a particular Grantee’s spending.
 - Please refer to your Award Document for verification of the amount.
- The required recipient share should include all matching and cost sharing provided by recipients and third-party providers to meet the level required.
- This amount should not include cost sharing and match amounts in excess of the amount required by the Federal agency; for example, cost overruns for which the recipient incurs additional expenses and, therefore, contributes a greater level of cost sharing or match than the level required by the Federal agency.

Block 10j: Recipient Share of Expenditures MANDATORY

- Enter the **CUMULATIVE AMOUNT** of the recipient share of actual cash disbursements or outlays (less any rebates, refunds, or other credits) including payments to sub-recipients and contractors. Cumulative amount is calculated by adding all expenses incurred to date (10j = prior period’s 10j + current period’s recipient share of expenditures).
 - This **cumulative** amount will include all Recipient Share of Expenditures for the life of the grant.
 - The web form SF-425 includes a brief note with the previously reported cumulative amount. If this is the Grantee’s first report, this number will be “\$0.00”.
- This amount may include the value of allowable third-party in-kind contributions and the recipient share of program income used to finance the non-Federal share of the project or program.

Block 10k: Remaining Recipient Share to be Provided MANDATORY

- This field will pre-populate with the calculated remaining recipient share. Verify this information is correct.



- If this field calculates to “\$0.00”, this indicates that the Grantee has met the Budgeted Minimum Required Recipient Share based on program percentage, as indicated in the award documents.
- In order to capture all information regarding a Grantee’s expenditures, please continue to enter further expenditures in *Block 10j–Recipient Share of Expenditures* even if *Block 10k–remaining Recipient Share to be Provided* is “\$0.00”.

Program Income:

Block 10l: Total Federal Program Income Earned NOT APPLICABLE

- Do not enter any information in this field. The COPS Office does not require a Grantee to report this information. This field may be used for Administrative purposes by the COPS Office.

Block 10m: Program Income Expended in Accordance with the Deduction Alternative NOT APPLICABLE

- Do not enter any information in this field. The COPS Office does not require a Grantee to report this information. This field may be used for Administrative purposes by the COPS Office.

Block 10n: Program Income Expended in Accordance with the Addition Alternative NOT APPLICABLE

- Do not enter any information in this field. The COPS Office does not require a Grantee to report this information. This field may be used for Administrative purposes by the COPS Office.

Block 10o: Unexpended Program Income NOT APPLICABLE

- Do not enter any information in this field. The COPS Office does not require a Grantee to report this information. This field may be used for Administrative purposes by the COPS Office.

Block 11: Indirect Expense IF APPLICABLE

- **Only certain Grantees are eligible to report this information.** If a Grantee should be reporting this information and *Block 11–Indirect Expense* is unavailable, please contact the COPS Office Response Center at 800.421.6770.
- Enter **CUMULATIVE AMOUNTS** from the date of the inception of the award through the end date of the reporting period specified in *Block 9–Reporting Period End Date*. Cumulative amount is calculated by adding all expenses incurred to date.
- Use the multiple rows to indicate separate types and rates.
- Use *Block 12–Remarks* to provide explanations necessary to provide further detail about information listed in this section.

- Block 11a: Type** **IF APPLICABLE**
- The Grantee should state whether indirect cost rate(s) is (are) Provisional, Predetermined, Final, or Fixed.
- Block 11b: Rate** **IF APPLICABLE**
- Enter the indirect cost rate(s) in effect during the reporting period.
- Block 11c: Period From; Period To** **IF APPLICABLE**
- Enter the beginning and ending effective dates for the rate(s).
- Block 11d: Base** **IF APPLICABLE**
- Enter the amount of the base against which the rate(s) was (were) applied.
- Block 11e: Amount Charged** **IF APPLICABLE**
- This field will pre-populate a calculation indicating the amount of indirect costs charged during the time period specified (*Block 11b * Block 11d*). Verify this information is correct.
- Block 11f: Federal Share** **IF APPLICABLE**
- Enter the Federal Share of the amount listed in *Block 11e—Amount Charged*.
- Block 11g: Totals** **IF APPLICABLE**
- This field will pre-populate a calculation indicating the summed amounts of *Blocks 11d—Base, 11e—Amount Charged, and 11f—Federal Share*.
- Block 11a: Type** **IF APPLICABLE**
- Use *Block 12—Remarks* to provide explanations necessary to provide further detail about information listed in this report, specifically *Block 10—Transactions*.
 - Use *Block 12—Remarks* to provide an explanation why the Grantee is delinquent in submitting the SF-425.
 - A comment is required if the expenditure is lower than the previous report.



Block 13: Certification MANDATORY

- The Certifying Official is the individual who has the knowledge and authority to certify that the figures reported on the SF-425 are accurate and complete. This individual may be the police chief, sheriff, certified public accountant (CPA), accountant or other person designated by the Grantee's organization.

Block 13a: Name and Title of Authorized Certifying Official

- Type or print the certifying official's name and title.

Block 13b: Signature of Authorized Certifying Official

- The authorized certifying official must sign here.

Block 13c: Telephone

- Enter the telephone number (including area code and extension) for the individual listed in *Block 13a–Name and Title of Authorized Certifying Official*.

Block 13d: Email

- Enter the email address of the individual listed in *Block 13a–Name and Title of Authorized Certifying Official*.

Block 13e: Date Report Submitted

- Enter the date the SF-425 is submitted to the federal agency using the month, day, and year format.

Block 14: Agency Use Only NOT APPLICABLE

- This section reserved for federal agency use only. Do not write in this block.



VI: Glossary

Accrual Basis of Accounting: Expenses are recorded in the period in which they are incurred, rather than when they are paid.

Cash Basis of Accounting: Expenses are recorded in the period in which they are paid.

COPS Office: The Office of Community Oriented Policing Services (COPS Office) is the “grantor agency” for the Grantee’s COPS grants. The COPS Office is directly responsible for programmatically administering and monitoring the grant for the entire grant period.

Federal Financial Report: The Federal Financial Report (FFR) is also known as Standard Form 425 (SF-425). The COPS Office will not be accepting the Federal Financial Report Attachment (SF-425A).

The Office of Management and Budget (OMB) has merged previous financial reporting methods into one comprehensive financial reporting form to give recipients of grants and cooperative agreements a standard format for reporting the financial status of their awards. OMB has combined the Financial Status Report (FSR, or SF-269/SF-269A) and the Federal Cash Transactions Report (FCTR, or SF-272) into one Federal Financial Report (FFR, or SF-425). OMB has stated that the new form, the SF-425, went into effect beginning with reporting the first quarter of Fiscal Year 2010.

Federal Share Contributions: The amount of Federal funds a Grantee can draw down to reimburse allowable expenses incurred during the grant period. The allowable Federal share may not always equal the maximum Federal share.

Grant Number: This number uniquely identifies each grant (e.g., 2009RKWX0000 or 2011CKWX0000). An SF-425 will be required for EACH Grant Number.

Matching Funds: Certain COPS Office grant programs require Grantees to contribute a local match toward allowable costs of the program, project, or activity funded under the award. Any required local match can be found on the Financial Clearance Memorandum for the specific award.



Department of Justice
Office of Justice Programs
Office for Civil Rights

MEMORANDUM

TO: COPS Grant Recipients

FROM: Michael L. Alston
Director, Office for Civil Rights, Office of Justice Programs

DATE: June 25, 2012

RE: Federal Civil Rights Statutes and Regulations

Congratulations on your recent award. In establishing financial assistance programs, Congress linked the receipt of federal funding to compliance with federal civil rights laws. The Office for Civil Rights (OCR), Office of Justice Programs (OJP), U.S. Department of Justice is responsible for ensuring that recipients of financial assistance from the Office of Community Oriented Policing Services (COPS) comply with the applicable federal civil rights statutes and regulations. We at the OCR are available to help you and your organization meet the civil rights requirements that come with Justice Department funding.

Ensuring Access to Federally Assisted Programs

As you know, federal laws prohibit recipients of financial assistance from discriminating on the basis of race, color, national origin, religion, sex, or disability in funded programs or activities, not only in respect to employment practices but also in the delivery of services or benefits. Federal law also prohibits funded programs or activities from discriminating on the basis of age in the delivery of services or benefits.

Providing Services to Limited English Proficiency (LEP) Individuals

In accordance with Department of Justice Guidance pertaining to Title VI of the Civil Rights Act of 1964, 42 U.S.C. § 2000d, recipients of federal financial assistance must take reasonable steps to provide meaningful access to their programs and activities for persons with limited English proficiency (LEP). *See* U.S. Department of Justice, Guidance to Federal Financial Assistance Recipients Regarding Title VI Prohibition Against National Origin Discrimination Affecting Limited English Proficient Persons, 67 Fed. Reg. 41,455 (2002). For more information on the civil rights responsibilities that recipients have in providing language services to LEP individuals, please see the website <http://www.lep.gov>.

Ensuring Equal Treatment for Faith-Based Organizations

The Department of Justice has published a regulation specifically pertaining to the funding of faith-based organizations. In general, the Justice Department regulation, Equal Treatment for Faith-Based Organizations, 28 C.F.R. pt. 38, requires State Administering Agencies to treat faith-based organizations the same as any other applicant or recipient. The regulation prohibits State Administering Agencies from making award or grant administration decisions on the basis of an organization's religious character or affiliation, religious name, or the religious composition of its board of directors.

The regulation also prohibits faith-based organizations from using financial assistance from the Department of Justice to fund inherently religious activities. While faith-based organizations can engage in non-funded inherently religious activities, they must be held separately from the program funded by the Department of Justice, and recipients cannot compel beneficiaries to participate in them. The Equal Treatment Regulation also makes clear that organizations participating in programs funded by the Department of Justice are not permitted to discriminate in the provision of services on the basis of a beneficiary's religion. For more information on the regulation, please see the OCR's website at http://www.ojp.usdoj.gov/about/ocr/equal_fbo.htm.

State Administering Agencies and faith-based organizations should also note that the Omnibus Crime Control and Safe Streets Act (Safe Streets Act) of 1968, as amended, 42 U.S.C. § 3789d(c); the Victims of Crime Act of 1984, as amended, 42 U.S.C. § 10604(e); and the Juvenile Justice and Delinquency Prevention Act of 1974, as amended, 42 U.S.C. § 5672(b), contain prohibitions against discrimination on the basis of religion in employment. Despite these nondiscrimination provisions, the Justice Department has concluded that the Religious Freedom Restoration Act (RFRA) can be construed, on a case-by-case basis, to permit some faith-based organizations to receive Justice Department funds while taking into account religion when hiring staff, even if the statute that authorizes the funding program generally forbids recipients from considering religion in employment decisions.

Questions about the regulation or the application of RFRA to the statutes that prohibit discrimination in employment may be directed to the OCR.

Enforcing Civil Rights Laws

All recipients of federal financial assistance, regardless of the particular funding source, the amount of the grant award, or the number of employees in the workforce, are subject to the prohibitions against unlawful discrimination. Accordingly, the OCR investigates recipients that are the subject of discrimination complaints from both individuals and groups. In addition, based on regulatory criteria, the OCR selects a number of recipients each year for compliance reviews, audits that require recipients to submit data showing that they are providing services equitably to all segments of their service population and that their employment practices meet equal employment opportunity standards.

Complying with the Safe Streets Act or Program Requirements

In addition to these general prohibitions, an organization that is a recipient of financial assistance subject to the nondiscrimination provisions of the Safe Streets Act or other federal grant program requirements must meet two additional obligations: (1) complying with federal regulations pertaining to the development of an Equal Employment Opportunity Plan (EEOP) (*see* 28 C.F.R. pt. 42, subpt. E) and (2) submitting to the OCR findings of discrimination (*see* 28 C.F.R. §§ 42.204(c), 205(c)(5)).

(1) Meeting the EEOP Requirement

In accordance with federal regulations, Assurance No. 6 in the Standard Assurances, COPS Assurance No. 8B, or certain federal grant program requirements, your organization must comply with the following EEOP reporting requirements:

If your organization is a government agency or private business and has received an award for \$500,000 or more and has fifty or more employees (counting both full-and part-time employees but excluding political appointees), then it has to prepare an EEOP Short Form and submit it to the OCR for review within sixty days from the date of this letter. For assistance in developing an EEOP Short Form, please consult the OCR's website at <http://www.ojp.usdoj.gov/about/ocr/eeop.htm>. You may also request technical assistance from an EEOP specialist at the OCR by telephone at (202) 307-0690.

If your organization is a government agency or private business and received an award between \$25,000 and \$500,000 and has fifty or more employees, your organization still has to prepare an EEOP Short Form, but it does not have to submit the report to the OCR for review. Instead, your organization has to maintain the EEOP Short Form on file and make it available for review on request. In addition, your organization has to complete Section B of the Certification Form and return it to the OCR. The Certification Form can be found at <http://www.ojp.usdoj.gov/about/ocr/pdfs/cert.pdf>.

(2) Meeting the Requirement to Submit Findings of Discrimination

If your organization has received an adverse finding of discrimination, after a due-process hearing, from a state or federal court or from a state or federal administrative agency, your organization must send a copy of the finding to the Office for Civil Rights at 810 7th Street, NW; Washington, DC 20531



COMMUNITY ORIENTED POLICING SERVICES
U.S. DEPARTMENT OF JUSTICE

Change of Information Form

If you need to let the COPS Office know about changes or corrections, please type or print the information on this sheet and submit it to the COPS Office. In addition to the changed or corrected information, always indicate your organization's name on this sheet. Changes in the law enforcement and/or government executives will not relieve the grantee entity of its obligations under this grant.

Organization's Legal Name	ORI Number	Date
Contact First Name & Last Name		Title

Contact Information	
POC First Name	POC Last Name
POC Title	

Law Enforcement Executive Information		
First Name	Last Name	
Title		
P.O. Box / Suite / Room Number		
City	State	Zip
Phone	Fax	
E-Mail Address		

Government Executive Information		
First Name	Last Name	
Title		
P.O. Box / Suite / Room Number		
City	State	Zip
Phone	Fax	
E-Mail Address		

Point of Contact Information (Individual Submitting Form)	
First Name	Last Name
Title	
E-Mail Address	



PUBLICATION REQUEST FORM

Listed by Category

Updated June 2012

How to use this form:

For your convenience, this form lists available COPS Office publications by category. The listing also includes additional information such as whether the item is available on disc, is new, coming soon, or a POP Center resource. See the list of additional icons below.

Why icons?



We hope the icons will be an easy way for you to identify the many categories that make up the COPS Office Resource Library. *Some of the same publications may appear in more than one category.*

Availability:

To help the COPS Office to continue to supply these publications free of charge, please limit your order to no more than 5 copies of any individual publication. If you require more than 5 copies of any publication, please contact the COPS Office Response Center at 800.421.6770. NOTE: No orders of five items or more can be mailed to a P.O. Box.





The complete collection of COPS Office publications can be viewed and downloaded in PDF format free of charge from our website at:

www.cops.usdoj.gov/RIC

Key to additional icons:

- | | |
|------------------------------------------------------------------------------------------------------------------------------|---------------------------------------------------------------------------------------------------------|
|  New Publication |  Includes CD-ROM |
|  Publication on CD-ROM |  Soon to be Released |
|  Publication Available on DVD or as Video |  POP Center Resource |

Category Icons:

-  Alternatives to Incarceration
-  Community Partnerships
-  Data and Analysis
-  Ethics and Integrity
-  Foundations of Community Policing
-  Hiring, Recruitment, and Retention
-  Homeland Security
-  New Immigrant Communities
-  Nonviolent Crime
-  Police Operations
-  School and Campus Safety
-  Technology
-  Tribal
-  Violent Crime
-  Youth Safety
-  Other



Visit the RIC Center online at
www.cops.usdoj.gov
for more resources and reference materials.



Foundations of Community Policing

Publication		Item #	Quantity (circle one)	Other
Advancing Community Policing Through Community Governance: A Framework Document		COPS-P161	1 2 3 4 5	___
Assessing Responses to Problems: An Introductory Guide for Police Problem-Solvers	★	COPS-P034	1 2 3 4 5	___
The Collaboration Toolkit for Community Organizations		COPS-P192	1 2 3 4 5	___
The Collaboration Toolkit for Law Enforcement: Effective Strategies to Partner with the Community		COPS-P221	1 2 3 4 5	___
Community Partnerships		COPS-CD027	1 2 3 4 5	___
Community Policing Defined		COPS-P157	1 2 3 4 5	___
Community Policing Explained: A Guide for Local Governments		COPS-P136	1 2 3 4 5	___
Community Policing in Action! A Practitioner's Eye View of Organizational Change		COPS-C001	1 2 3 4 5	___
The COPS Collaboration Toolkit: How to Build, Fix, and Sustain Productive Partnerships		COPS-CD019	1 2 3 4 5	___
Core Community Policing Resources (CCPR)		COPS-CD034	1 2 3 4 5	___
Crime Analysis for Problem Solvers in 60 Small Steps		COPS-P080	1 2 3 4 5	___
Effective Policing and Crime Prevention: A Problem-Oriented Guide for Mayors, City Managers, and County Executives		COPS-P168	1 2 3 4 5	___
Implementing Community Policing: Lessons from 12 Agencies		COPS-P172	1 2 3 4 5	___
Implementing Responses to Problems	★	COPS-P131	1 2 3 4 5	___
Innovations in Police Recruitment and Hiring – Hiring in the Spirit of Service		COPS-P090	1 2 3 4 5	___
Partnering with Businesses to Address Public Safety Problems	★	COPS-P102	1 2 3 4 5	___
Problem-Solving Tips: A Guide to Reducing Crime and Disorder Through Problem-Solving Partnerships		COPS-P019	1 2 3 4 5	___
Researching a Problem	★	COPS-P073	1 2 3 4 5	___
Shifting and Sharing Responsibility for Public Safety Problems	★	COPS-P077	1 2 3 4 5	___
Tribal Law Enforcement Resources		COPS-CD024	1 2 3 4 5	___







Community Partnerships







Publication		Item #	Quantity (circle one)	Other
Campus Safety Toolkit		DOJ-SP017-KIT	1 2 3 4 5	___
The Collaboration Toolkit for Community Organizations		COPS-P192	1 2 3 4 5	___
Community Partnerships		COPS-CD027	1 2 3 4 5	___
The COPS Collaboration Toolkit: How to Build, Fix, and Sustain Productive Partnerships		COPS-CD019	1 2 3 4 5	___
Diverting Shoplifters: A Research Report and Planning Guide		COPS-P227	1 2 3 4 5	___

Effective Alternatives to Incarceration: Police Collaborations with Corrections and Communities		COPS-P165	1	2	3	4	5	___
Essentials for Leaders: Trends and Practices in Law Enforcement and Private Security Collaborations		COPS-P230	1	2	3	4	5	___
Law Enforcement and Private Security On the Job Together		COPS-CD028	1	2	3	4	5	___
Law Enforcement and Public Health Resources and Strategies for Safer Communities		COPS-P226	1	2	3	4	5	___
Making the Match: Law Enforcement, the Faith Community and the Value-Based Initiative		COPS-P054	1	2	3	4	5	___
National Policy Summit: Building Private Security/Public Policing Partnerships		COPS-P062	1	2	3	4	5	___
Operation Partnership: Trends and Practices in Law Enforcement and Private Security Collaborations		COPS-P169	1	2	3	4	5	___
Partnering with Businesses to Address Public Safety Problems		COPS-P102	1	2	3	4	5	___
Police-Community Partnerships to Address Domestic Violence		COPS-P091	1	2	3	4	5	___
Problem-Oriented Guides for Police, Version 2.1	 	COPS-CD020	1	2	3	4	5	___
Problem-Solving Partnerships: Including the Community for a Change		COPS-P006	1	2	3	4	5	___
Promoting Partnerships between Police and Community Supervision Agencies		COPS-P203	1	2	3	4	5	___
Promoting Partnerships between Police, Probation, and Parole Agencies Brochures		COPS-P200KIT	1	2	3	4	5	___
Strategies for Fostering Communication with Law Enforcement and the Private Sector		COPS-P225	1	2	3	4	5	___
Reaching Out to the Private Sector: Building Partnerships and Managing your Workforce		COPS-P193	1	2	3	4	5	___
Shifting and Sharing Responsibility for Public Safety Problems		COPS-P077	1	2	3	4	5	___
Strategic Communication Practices: A Toolkit for Law Enforcement Executives		COPS-P222	1	2	3	4	5	___
Strategies for Fostering Communication with Law Enforcement and the Private Sector		COPS-P225	1	2	3	4	5	___
What You Need to Know About Sex Offenders in Your Community		COPS-P220	1	2	3	4	5	___



Police Operations

Publication		Item #	Quantity (circle one)					Other
Advancing Community Policing Through Community Governance: A Framework Document		COPS-P161	1	2	3	4	5	___
Assigning Police Officers to Schools		COPS-P182	1	2	3	4	5	___
Benefits and Consequences of Police Crackdowns		COPS-P049	1	2	3	4	5	___
Building Our Way Out of Crime		COPS-P190	1	2	3	4	5	___
Building Our Way Out of Crime: The Transformative Power of Police-Community Developer Partnerships		COPS-P190	1	2	3	4	5	___
Closing Streets and Alleys to Reduce Crime		COPS-P060	1	2	3	4	5	___
The Collaboration Toolkit for Community Organizations		COPS-P192	1	2	3	4	5	___
Combat Deployment and the Returning Police Officer		COPS-P150	1	2	3	4	5	___

Community Partnerships		COPS-CD027	1	2	3	4	5	___
Community Policing Defined		COPS-P157	1	2	3	4	5	___
Community Policing in Action! A Practitioner's Eye View of Organizational Change		COPS-C001	1	2	3	4	5	___
The COPS Collaboration Toolkit: How to Build, Fix, and Sustain Productive Partnerships		COPS-CD019	1	2	3	4	5	___
Crime Prevention Publicity Campaigns	★	COPS-P099	1	2	3	4	5	___
Crime Prevention Research Reviews No. 3: Does Neighborhood Watch Reduce Crime?		COPS-P144	1	2	3	4	5	___
Crime Prevention Research Review No. 4: The Effects of Problem-Oriented Policing on Crime and Disorder		COPS-P196	1	2	3	4	5	___
Essentials for Leaders: Trends and Practices in Law Enforcement and Private Security Collaborations		COPS-P230	1	2	3	4	5	___
First-Line Supervision under Compstat and Community Policing: Lessons from Six Agencies		COPS-P204	1	2	3	4	5	___
"Good To Great" Policing: Application of Business Management Principles in the Public Sector		COPS-P127	1	2	3	4	5	___
Guidelines for Starting and Operating a New Police Department		COPS-P109	1	2	3	4	5	___
The Impact of the Economic Downturn on American Police Agencies		COPS-P192	1	2	3	4	5	___
Implementing Community Policing: Lessons from 12 Agencies		COPS-P172	1	2	3	4	5	___
Implementing Responses to Problems	★	COPS-P131	1	2	3	4	5	___
Improving Street Lighting to Reduce Crime in Residential Areas		COPS-P156	1	2	3	4	5	___
Jail Information Model		COPS-P111	1	2	3	4	5	___
Key Leadership Strategies to Enhance Communication		COPS-P195	1	2	3	4	5	___
Maximizing the Benefits of Reform: Integrating Compstat and Community Policing in America		COPS-P178	1	2	3	4	5	___
Measuring Excellence: Planning and Managing Evaluations of Law Enforcement Initiatives		COPS-P129	1	2	3	4	5	___
Misuse and Abuse of 911	★	COPS-P024	1	2	3	4	5	___
Out of the Shadows. Policy Research for Midsize Law Enforcement Agencies: A Call to Action		COPS-P186	1	2	3	4	5	___
Partnering with Businesses to Address Public Safety Problems	★	COPS-P102	1	2	3	4	5	___
Planning and Managing Security for Major Special Events: Guidelines for Law Enforcement – Training Curriculum and Materials		COPS-CD026	1	2	3	4	5	___
Planning and Managing Security for Major Special Events: Guidelines for Law Enforcement		COPS-P130	1	2	3	4	5	___
Police Labor-Management Relations (Vol. I): Perspectives and Practical Solutions for Implementing Change, Making Reforms, and Handling Crises for Managers and Union Leaders		COPS-P110	1	2	3	4	5	___
Police Labor-Management Relations (Vol. II): A Guide for Implementing Change, Making Reforms, and Handling Crises for Managers and Union Leaders		COPS-P110	1	2	3	4	5	___
A Police Organizational Model for Crime Reduction: Institutionalizing Problem Solving, Analysis, and Accountability		COPS-P208	1	2	3	4	5	___
Police Training Officer (PTO) Program		COPS-CD029	1	2	3	4	5	___
Policing Smarter Through IT: Learning in Enterprise Implementation		COPS-P059	1	2	3	4	5	___
Problem-Oriented Guides for Police, version 2.1	 ★	COPS-CD020	1	2	3	4	5	___

Problem-Solving Tips: A Guide to Reducing Crime and Disorder Through Problem-Solving Partnerships		COPS-P019	1	2	3	4	5	___
Reducing Fear of Crime: Strategies for Police		COPS-P173	1	2	3	4	5	___
Shifting and Sharing Responsibility for Public Safety Problems	★	COPS-P077	1	2	3	4	5	___
Strategic Communication Practices: A Toolkit for Law Enforcement Executives		COPS-P222	1	2	3	4	5	___
Tampa Bay Manhunt After Action Report: Lessons Learned in Community Policing Partnerships and Incident Command System		COPS-P219	1	2	3	4	5	___
Team Up! Action Planner for Police-Security Partnerships	NEW	COPS-P231	1	2	3	4	5	___
Using Offender Interviews to Inform Police Problem Solving	★	COPS-P074	1	2	3	4	5	___
Video Surveillance of Public Places	★	COPS-P097	1	2	3	4	5	___









Ethics and Integrity

Publication		Item #	Quantity (circle one)					Other
2011 Electronic Control Weapon Guidelines		COPS-P202	1	2	3	4	5	___
Boston Police Department Enhancing Cultures of Integrity Technical Assistance Guide		COPS-P184	1	2	3	4	5	___
Building Trust Between the Police and the Citizens They Serve: An Internal Affairs Promising Practices Guide for Local Law Enforcement		COPS-P170	1	2	3	4	5	___
Conducted Energy Devices: Development of Standards for Consistency and Guidance		COPS-P121	1	2	3	4	5	___
COPS Evaluation Brief No. 1: Promoting Cooperative Strategies to Reduce Racial Profiling		COPS-P146	1	2	3	4	5	___
COPS Evaluation Brief No. 3: Creating a Culture of Integrity		COPS-P148	1	2	3	4	5	___
Early Intervention Systems for Law Enforcement Agencies: A Planning and Management Guide		COPS-P052	1	2	3	4	5	___
Ethics Toolkit (available only via IACP at 703.836.6767)			1	2	3	4	5	___
Federal Intervention in Local Policing: Pittsburgh's Experience with a Consent Decree		COPS-P092	1	2	3	4	5	___
Guidance for Building Communities of Trust (BCOT)		COPS-P194	1	2	3	4	5	___
How to Correctly Collect and Analyze Racial Profiling Data: Your Reputation Depends on It!		COPS-P044	1	2	3	4	5	___
Interoperability: Critical Success Factors	DVD	COPS-CD025	1	2	3	4	5	___
Making Police Reforms Endure: The Keys for Success		COPS-P176	1	2	3	4	5	___
Maximizing the Benefits of Reform: Integrating Compstat and Community Policing in America		COPS-P178	1	2	3	4	5	___
Measuring Excellence: Planning and Managing Evaluations of Law Enforcement Initiatives		COPS-P129	1	2	3	4	5	___
Mediating Citizen Complaints Against Police Officers		COPS-P038	1	2	3	4	5	___
Mutual Respect in Policing (Video and Curriculum)		COPS-T001/ COPS-V001	1	2	3	4	5	___
Protecting Civil Rights: A Leadership Guide for State, Local, and Tribal Law Enforcement		COPS-P108	1	2	3	4	5	___

Standards and Guidelines for Internal Affairs: Recommendations from a Community of Practice	COPS-P164	1	2	3	4	5	___
Strategies for Intervening with Officers through Early Intervention Systems: A Guide for Supervisors	COPS-P093	1	2	3	4	5	___
A Suggested Approach to Analyzing Racial Profiling: Sample Templates for Analyzing Car-Stop Data	COPS-P071	1	2	3	4	5	___
Supervision and Intervention within Early Intervention Systems: A Guide for Law Enforcement Chief Executives	COPS-P105	1	2	3	4	5	___




Hiring, Recruitment, and Retention

Publication	Item #	Quantity (circle one)	Other
A Call to Community Service: Advertising Toolkit for Law Enforcement Recruiting  	COPS-P201	1 2 3 4 5	___
Early Intervention Systems for Law Enforcement Agencies: A Planning and Management Guide	COPS-P052	1 2 3 4 5	___
Establishing Appropriate Staffing Levels for Campus Public Safety Departments	COPS-P210	1 2 3 4 5	___
The Impact of the Economic Downturn on American Police Agencies	COPS-P192	1 2 3 4 5	___
Innovations in Police Recruitment and Hiring – Hiring in the Spirit of Service	COPS-P090	1 2 3 4 5	___
Innovations in Police Recruitment and Hiring – Hiring in the Spirit of Service 	COPS-CD021	1 2 3 4 5	___
Law Enforcement Recruitment 	COPS-CD031	1 2 3 4 5	___
Law Enforcement Recruitment Toolkit	COPS-P171	1 2 3 4 5	___
Police Recruitment and Retention for the New Millennium	COPS-P199	1 2 3 4 5	___
Police Training Officer (PTO) Program 	COPS-CD029	1 2 3 4 5	___
Recruitment, Hiring, and Retention Resources for Law Enforcement 	COPS-CD023	1 2 3 4 5	___
Selecting the Best Analyst for the Job	COPS-P188	1 2 3 4 5	___
Strategies for Intervening with Officers through Early Intervention Systems: A Guide for Supervisors	COPS-P093	1 2 3 4 5	___
Supervision and Intervention within Early Intervention Systems: A Guide for Law Enforcement Chief Executives	COPS-P105	1 2 3 4 5	___





Homeland Security

Publication	Item #	Quantity (circle one)	Other
Integrated Intelligence and Crime Analysis: Enhanced Information Management for Law Enforcement Leaders	COPS-P160	1 2 3 4 5	___
Law Enforcement Intelligence Resources 2.0 	COPS-CD012	1 2 3 4 5	___
Law Enforcement Intelligence: A Guide for State, Local, and Tribal Law Enforcement Agencies, 2nd Ed	COPS-P064	1 2 3 4 5	___
Policing Terrorism: An Executive's Guide	COPS-P143	1 2 3 4 5	___








Data and Analysis

Publication		Item #	Quantity (circle one)	Other
Analyzing Crime Displacement and Diffusion	★	COPS-P167	1 2 3 4 5	___
Analyzing Repeat Victimization	★	COPS-P078	1 2 3 4 5	___
Assessing Responses to Problems: An Introductory Guide for Police Problem-Solvers	★	COPS-P034	1 2 3 4 5	___
Crime Analysis for Problem Solvers in 60 Small Steps		COPS-P080	1 2 3 4 5	___
Crime Prevention Research Review No. 2: Police Enforcement Strategies to Prevent Crime in Hot Spot Areas		COPS-P140	1 2 3 4 5	___
Enhancing the Problem-Solving Capacity of Crime Analysis Units	★	COPS-P137	1 2 3 4 5	___
Geography and Public Safety (quarterly newsletter)		COPS-P223	1 2 3 4 5	___
The Impact of the Economic Downturn on American Police Agencies		COPS-P192	1 2 3 4 5	___
Integrated Intelligence and Crime Analysis: Enhanced Information Management for Law Enforcement Leaders		COPS-P160	1 2 3 4 5	___
The Integration of Crime Analysis into Patrol Work: A Guidebook		COPS-P209	1 2 3 4 5	___
Law Enforcement and Public Health Resources and Strategies for Safer Communities	 COMING SOON	COPS-P226	1 2 3 4 5	___
Problem-Oriented Guides for Police, version 2.1	 ★	COPS-CD020	1 2 3 4 5	___
Researching a Problem	★	COPS-P073	1 2 3 4 5	___
Selecting the Best Analyst for the Job		COPS-P188	1 2 3 4 5	___
Understanding Risky Facilities	★	COPS-P118	1 2 3 4 5	___
Using Analysis for Problem-Solving: A Guidebook for Law Enforcement		COPS-P018	1 2 3 4 5	___
Using Crime Prevention Through Environmental Design in Problem-Solving	★	COPS-P132	1 2 3 4 5	___
Using Offender Interviews to Inform Police Problem Solving	★	COPS-P074	1 2 3 4 5	___






Technology







Publication		Item #	Quantity (circle one)	Other
2008 National Chemical Control Symposium: A Focus on Tracking Precursor Chemicals		DOJ-SP028	1 2 3 4 5	___
2011 Electronic Control Weapon Guidelines		COPS-P202	1 2 3 4 5	___
Assessment of the Interoperable Communications Technology Program (ICTP) Best Practices Report		COPS-P228	1 2 3 4 5	___
Conducted Energy Devices: Development of Standards for Consistency and Guidance		COPS-P121	1 2 3 4 5	___
Geography and Public Safety (quarterly newsletter)		COPS-P223	1 2 3 4 5	___
Identifying and Measuring the Effects of Information Technologies on Law Enforcement Agencies		COPS-P149	1 2 3 4 5	___
Interoperability: Critical Success Factors		COPS-CD025	1 2 3 4 5	___
It's More Complex than You Think: A Chief's Guide to DNA		COPS-P198	1 2 3 4 5	___

Law Enforcement Tech Guide for Communications Interoperability		COPS-P106	1	2	3	4	5	___
Law Enforcement Tech Guide for Creating Performance Measures that Work		COPS-P120	1	2	3	4	5	___
Law Enforcement Tech Guide for Information Technology Security		COPS-P115	1	2	3	4	5	___
Law Enforcement Tech Guide for Small and Rural Police Agencies		COPS-P086	1	2	3	4	5	___
Law Enforcement Tech Guide: How to Plan, Purchase and Manage Technology (Successfully!)		COPS-P042	1	2	3	4	5	___
Mission Critical Technology		COPS-V002	1	2	3	4	5	___
Misuse and Abuse of 911		COPS-P024	1	2	3	4	5	___
Policing Smarter Through IT: Learning in Enterprise Implementation		COPS-P059	1	2	3	4	5	___
Selecting the Best Analyst for the Job		COPS-P188	1	2	3	4	5	___
Strategic Communication Practices: A Toolkit for Law Enforcement Executives		COPS-P222	1	2	3	4	5	___
Tech Docs: Technology Resources for Law Enforcement		COPS-CD015B	1	2	3	4	5	___
Tech Docs: Technology Resources for Law Enforcement CD-ROM, v.2.0		COPS-CD015B	1	2	3	4	5	___
Using Public Surveillance Systems for Crime Control and Prevention		COPS-P211	1	2	3	4	5	___
Video Surveillance of Public Places	★	COPS-P097	1	2	3	4	5	___







Youth Safety

Publication		Item #	Quantity (circle one)					Other
Because Things Happen Every Day: Responding to Teenage Victims of Crime		COPS-P082	1	2	3	4	5	___
Bomb Threats in Schools	★	COPS-P069	1	2	3	4	5	___
Building Our Way Out of Crime		COPS-P190	1	2	3	4	5	___
Bullying in Schools	★	COPS-P029	1	2	3	4	5	___
Child Abuse and Neglect in the Home	★	COPS-P174	1	2	3	4	5	___
Child Pornography on the Internet	★	COPS-P104	1	2	3	4	5	___
COPS Protecting Children		COPS-CD030	1	2	3	4	5	___
Disorderly Youth in Public Places	★	COPS-P016	1	2	3	4	5	___
Drive-By Shootings	★	COPS-P116	1	2	3	4	5	___
Drug Endangered Children Checklist Card for Law Enforcement		COPS-P214	1	2	3	4	5	___
Drugs and Crime		COPS-CD013 VERSION 2.0	1	2	3	4	5	___
Gang Reference Card for Parents								
— English		COPS-P063	1	2	3	4	5	___
— Hmong		COPS-P088	1	2	3	4	5	___
— Spanish		COPS-P084	1	2	3	4	5	___
— Vietnamese		COPS-P087	1	2	3	4	5	___
Graffiti	★	COPS-P026	1	2	3	4	5	___
A Guide to Developing, Maintaining, and Succeeding with your School Resource Officer Program		COPS-P075	1	2	3	4	5	___
Gun Violence Among Serious Young Offenders	★	COPS-P055	1	2	3	4	5	___
Juvenile Runaways	★	COPS-P095	1	2	3	4	5	___

Meeting the Needs of Drug Endangered Children, Tools and Resources		COPS-CD033	1	2	3	4	5	___
Rave Parties	★	COPS-P028	1	2	3	4	5	___
School Safety		COPS-CD010	1	2	3	4	5	___
Solutions to Address Gang Crime		COPS-CD008	1	2	3	4	5	___
SRO Performance Evaluation: A Guide to Getting Results		COPS-CD016	1	2	3	4	5	___
Strategies to Address Gang Crime: A Guidebook for Local Law Enforcement		COPS-P142	1	2	3	4	5	___
The Stop Snitching Phenomenon: Breaking the Code of Silence		COPS-P158	1	2	3	4	5	___
Street Gangs and Interventions: Innovative Problem Solving with Network Analysis		COPS-P089	1	2	3	4	5	___
Teen Action Toolkit: Building a Youth-led Response to Teen Victimization		COPS-P125	1	2	3	4	5	___
Tribal Law Enforcement Resources		COPS-CD024	1	2	3	4	5	___
Underage Drinking	★	COPS-P061	1	2	3	4	5	___
Understanding Risky Facilities	★	COPS-P118	1	2	3	4	5	___
Vital Partners: Mayors and Police Chiefs Working Together for America's Children and Youth		COPS-P126	1	2	3	4	5	___
What You Need to Know About Sex Offenders in Your Community		COPS-P220	1	2	3	4	5	___
Witness Intimidation	★	COPS-P112	1	2	3	4	5	___



School and Campus Safety

Publication		Item #	Quantity (circle one)					Other
Acquaintance Rape of College Students	★	COPS-P033	1	2	3	4	5	___
Addressing School-Related Crime & Disorder		COPS-P020	1	2	3	4	5	___
Assigning Police Officers to Schools	★	COPS-P182	1	2	3	4	5	___
Bomb Threats in Schools	★	COPS-P069	1	2	3	4	5	___
Bullying in Schools	★	COPS-P029	1	2	3	4	5	___
Campus Safety		COPS-CD014	1	2	3	4	5	___
Campus Safety Toolkit		DOJ-SP017-KIT	1	2	3	4	5	___
Campus Threat Assessment Training: A Multidisciplinary Approach for Institutions of Higher Education – Participant's Manual		COPS-T005	1	2	3	4	5	___
Campus-Community Policing at Historically Black Colleges and Universities: A Guidebook for Law Enforcement and Community Representatives		COPS-P189	1	2	3	4	5	___
Drug Endangered Children: A Resource CD for Professionals		COPS-CD036	1	2	3	4	5	___
Establishing Appropriate Staffing Levels for Campus Public Safety Departments		COPS-P210	1	2	3	4	5	___
A Guide to Developing, Maintaining, and Succeeding with your School Resource Officer Program		COPS-P075	1	2	3	4	5	___
Guide to Using School COP to Address Student Discipline Problems		COPS-T002	1	2	3	4	5	___
Rave Parties	★	COPS-P028	1	2	3	4	5	___
School Safety		COPS-CD010	1	2	3	4	5	___
School Vandalism and Break-Ins	★	COPS-P076	1	2	3	4	5	___
Spectator Violence in Stadiums	★	COPS-P152	1	2	3	4	5	___
SRO Performance Evaluation: A Guide to Getting Results		COPS-CD016	1	2	3	4	5	___

Student Party Riots	★	COPS-P096	1	2	3	4	5	___
Traffic Congestion Around Schools	★	COPS-P133	1	2	3	4	5	___
Underage Drinking	★	COPS-P061	1	2	3	4	5	___



New Immigrant Communities

Publication		Item #	Quantity (circle one)					Other
Bridging the Language Divide: Promising Practices for Law Enforcement		COPS-P159	1	2	3	4	5	___
COPS Evaluation Brief No. 2: Evaluation of a Pilot Community Policing Program		COPS-P147	1	2	3	4	5	___
Disorder at Day Laborer Sites	★	COPS-P122	1	2	3	4	5	___
Enhancing Community Policing with Immigrant Populations		COPS-P185	1	2	3	4	5	___
Exploitation of Trafficked Women	★	COPS-P098	1	2	3	4	5	___
Overcoming Language Barriers		COPS-P138	1	2	3	4	5	___
Policing in New Immigrant Communities		COPS-P162	1	2	3	4	5	___









Alternatives to Incarceration

Publication		Item #	Quantity (circle one)					Other
Crime Prevention Research Review No. 5: Effects of Correctional Boot-Camps on Offending		COPS-P197	1	2	3	4	5	___
Diverting Shoplifters: A Research Report and Planning Guide		COPS-P227	1	2	3	4	5	___
The Early Release of Prisoners and its Impact on Police Agencies and Communities in California		COPS-P216	1	2	3	4	5	___
Effective Alternatives to Incarceration: Police Collaborations with Corrections and Communities		COPS-P165	1	2	3	4	5	___
Planning and Assessing a Law Enforcement Reentry Strategy		COPS-P144	1	2	3	4	5	___
Prisoner Reentry and Community Policing: Strategies for Enhancing Public Safety		COPS-P101	1	2	3	4	5	___
Promoting Partnerships between Police and Community Supervision Agencies		COPS-P203	1	2	3	4	5	___
Toolbox for Implementing Restorative Justice and Advancing Community Policing		COPS-P002	1	2	3	4	5	___



Nonviolent Crime

Publication		Item #	Quantity (circle one)					Other
Abandoned Vehicles	★	COPS-P151	1	2	3	4	5	___
Aggressive Driving	★	COPS-P187	1	2	3	4	5	___
Asset Forfeiture	★	COPS-P155	1	2	3	4	5	___
Bicycle Theft	★	COPS-P141	1	2	3	4	5	___
Burglary at Single-Family House Construction Sites	★	COPS-P113	1	2	3	4	5	___
Burglary of Retail Establishments	★	COPS-P025	1	2	3	4	5	___

Burglary of Single-Family Houses	★	COPS-P032	1	2	3	4	5	___
Check and Card Fraud	★	COPS-P051	1	2	3	4	5	___
Clandestine Methamphetamine Labs, 2nd Edition		COPS-P023	1	2	3	4	5	___
Combating Methamphetamine Laboratories and Abuse: Strategies for Success		COPS-P050	1	2	3	4	5	___
Crime Prevention Research Reviews No. 1: Disrupting Street Level Drug Markets		COPS-P128	1	2	3	4	5	___
Crimes Against Tourists	★	COPS-P058	1	2	3	4	5	___
Cruising	★	COPS-P066	1	2	3	4	5	___
Dealing with Crime and Disorder in Urban Parks	★	COPS-P163	1	2	3	4	5	___
Disorder at Budget Motels	★	COPS-P068	1	2	3	4	5	___
Diverting Shoplifters: A Research Report and Planning Guide		COPS-P227	1	2	3	4	5	___
Dogfighting Toolkit for Law Enforcement: Addressing Dogfighting in Your Community		COPS-P218	Available only through the COPS Reponse Center at 800.421.6770					
Drug Dealing in Open-Air Markets	★	COPS-P067	1	2	3	4	5	___
Drug Dealing in Privately Owned Apartment Complexes	★	COPS-P013	1	2	3	4	5	___
Drug Endangered Children Checklist Card for Law Enforcement		COPS-P214	1	2	3	4	5	___
Drug Endangered Children: A Resource CD for Professionals		COPS-CD036	1	2	3	4	5	___
Drug Impaired Driving		COPS-P212	1	2	3	4	5	___
Drugs and Crime		COPS-CD013 VERSION 2.0	1	2	3	4	5	___
Drunk Driving	★	COPS-P094	1	2	3	4	5	___
Export of Stolen Autos Across Land Borders	★ 	COPS-P213	1	2	3	4	5	___
False Burglar Alarms, 2nd Edition	★	COPS-P014	1	2	3	4	5	___
Financial Crimes Against the Elderly	★	COPS-P048	1	2	3	4	5	___
Graffiti	★	COPS-P026	1	2	3	4	5	___
The High Point Drug Market Intervention Strategy		COPS-P166	1	2	3	4	5	___
Homeless Encampments	★	COPS-P175	1	2	3	4	5	___
Identity Theft	★	COPS-P057	1	2	3	4	5	___
Illicit Sexual Activity in Public Places	★	COPS-P070	1	2	3	4	5	___
Loud Car Stereos	★	COPS-P015	1	2	3	4	5	___
Methamphetamine: State and Local Resource Documents on Education, Legislation and Policy CD-ROM		COPS-CD032	1	2	3	4	5	___
The Methamphetamine Summit: A Process in Collaboration and Decision Making		COPS-P207	1	2	3	4	5	___
Misuse and Abuse of 911	★	COPS-P024	1	2	3	4	5	___
A National Strategy to Combat Identity Theft		COPS-P107	1	2	3	4	5	___
Panhandling	★	COPS-P027	1	2	3	4	5	___
Pedestrian Injuries and Fatalities	★	COPS-P135	1	2	3	4	5	___
People with Mental Illness	★	COPS-P103	1	2	3	4	5	___
Prescription Fraud	★	COPS-P056	1	2	3	4	5	___
The Problem of Dog-Related Incidents and Encounters		COPS-P206	1	2	3	4	5	___
Shoplifting	★	COPS-P030	1	2	3	4	5	___
Speeding in Residential Areas, 2nd Edition	★	COPS-P012B	1	2	3	4	5	___
Sting Operations	★	COPS-P134	1	2	3	4	5	___

Stolen Goods Markets	★	COPS-P177	1	2	3	4	5	___
Street Prostitution, 2nd Edition	★	COPS-P011	1	2	3	4	5	___
Street Racing	★	COPS-P065	1	2	3	4	5	___
Theft of and from Cars in Parking Facilities	★	COPS-P031	1	2	3	4	5	___
Theft of Customers' Personal Property in Cafes and Bars	★	COPS-P183	1	2	3	4	5	___
Theft of Scrap Metal	★	COPS-P180	1	2	3	4	5	___
Thefts of and from Cars on Residential Streets and Driveways	★	COPS-P117	1	2	3	4	5	___
Traffic Safety Toolkit		DOJ-SP007-KIT	1	2	3	4	5	___
Understanding Risky Facilities	★	COPS-P118	1	2	3	4	5	___
Witness Intimidation	★	COPS-P112	1	2	3	4	5	___



Violent Crime

Publication		Item #	Quantity (circle one)					Other
Assaults In and Around Bars, 2nd Edition	★	COPS-P114	1	2	3	4	5	___
Bank Robbery	★	COPS-P119	1	2	3	4	5	___
Crimes Against Tourists	★	COPS-P058	1	2	3	4	5	___
Dealing with Crime and Disorder in Urban Parks	★	COPS-P163	1	2	3	4	5	___
Domestic Violence	★	COPS-P123	1	2	3	4	5	___
Drive-By Shootings	★	COPS-P116	1	2	3	4	5	___
Drug Impaired Driving		COPS-P212	1	2	3	4	5	___
Drunk Driving	★	COPS-P094	1	2	3	4	5	___
Exploitation of Trafficked Women	★	COPS-P098	1	2	3	4	5	___
Gang Reference Card for Parents								
— English		COPS-P063	1	2	3	4	5	___
— Hmong		COPS-P088	1	2	3	4	5	___
— Spanish		COPS-P084	1	2	3	4	5	___
— Vietnamese		COPS-P087	1	2	3	4	5	___
Gangs Toolkit		DOJ-SP006-KIT	1	2	3	4	5	___
Group Violence Reduction Strategy: Four Case Studies of Swift and Meaningful Law Enforcement Responses		COPS-P205	1	2	3	4	5	___
Law Enforcement and Public Health Resources and Strategies for Safer Communities		COPS-P226	1	2	3	4	5	___
Meeting the Needs of Drug Endangered Children, Tools and Resources		COPS-CD033	1	2	3	4	5	___
Police-Community Partnerships to Address Domestic Violence		COPS-P091	1	2	3	4	5	___
Promoting Effective Homicide Investigations		COPS-P139	1	2	3	4	5	___
Robbery at Automated Teller Machines	★	COPS-P017	1	2	3	4	5	___
Robbery of Convenience Stores	★	COPS-P124	1	2	3	4	5	___
Robbery of Taxi Drivers	★	COPS-P072	1	2	3	4	5	___
Sexual Assault of Women by Strangers	★	COPS-P217	1	2	3	4	5	___
Solutions to Address Gang Crime		COPS-CD008	1	2	3	4	5	___
Spectator Violence in Stadiums	★	COPS-P152	1	2	3	4	5	___

Stalking	★	COPS-P053	1	2	3	4	5	___
Sting Operations	★	COPS-P134	1	2	3	4	5	___
Strategies to Address Gang Crime: A Guidebook for Local Law Enforcement		COPS-P142	1	2	3	4	5	___
Street Gangs and Interventions: Innovative Problem Solving with Network Analysis		COPS-P089	1	2	3	4	5	___
Street Prostitution, 2nd Edition	★	COPS-P011	1	2	3	4	5	___
Street Robbery	★	COPS-P181	1	2	3	4	5	___
The Stop Snitching Phenomenon: Breaking the Code of Silence		COPS-P158	1	2	3	4	5	___
Violent Crime Impact Teams (VCIT): Focus on Partnerships		COPS-P100	1	2	3	4	5	___
Violent Crime Prevention Toolkit		DOJ-SP023-KIT	1	2	3	4	5	___
Witness Intimidation		COPS-P112	1	2	3	4	5	___



Other

Publication		Item #	Quantity (circle one)					Other
Problem-Oriented Policing: Herman Goldstein Award Video	★	COPS-V003	1	2	3	4	5	___
Training and Technical Assistance Pamphlet		COPS-T003	1	2	3	4	5	___
Problem-Oriented Policing (POP) Resources								
<input type="checkbox"/> Entire POP Guide Series Set	★	DOJ-SP022-KIT						
<input type="checkbox"/> Response Guide Box	★	COPS-BS03						
<input type="checkbox"/> Assessment Guide Series Box	★	COPS-BX02						

ORDER FORM

Please return all pages of this form to the address below. Requests may also be faxed to 202.616.8594. Or, please call the COPS Office Response Center at 800.421.6770. **All COPS Publications are available at www.cops.usdoj.gov.**



COPS
COMMUNITY ORIENTED POLICING SERVICES
U.S. DEPARTMENT OF JUSTICE

U.S. Department of Justice
Office of Community Oriented Policing Services
145 N St. N.E.
Washington, DC 20530

Name _____	Title/Rank _____	
Agency/Organization _____		
Street Address _____	Mail Stop _____	
City _____	State _____	Zip _____
Phone _____	Fax _____	
E-mail _____		