

# CONNECTIONS BETWEEN

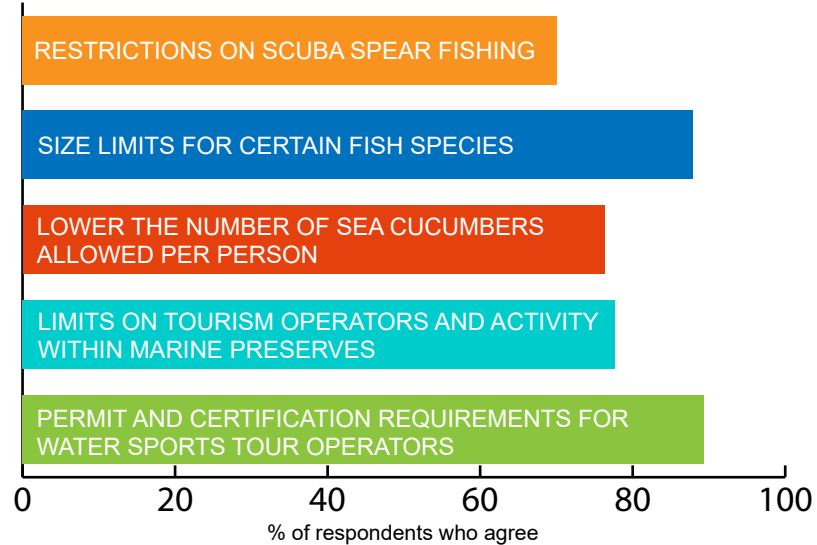
# CORAL REEFS & COASTAL COMMUNITIES

NOAA's Coral Reef Conservation Program monitors the biological, socioeconomic, and climate conditions of US coral reef areas and communities. This includes collection of socioeconomic variables including demographics, human use of coral reef resources, as well as knowledge, attitudes, and perceptions of coral reefs and coral reef management through the use of surveys and existing data. The takeaways below are based on the survey results for Guam.

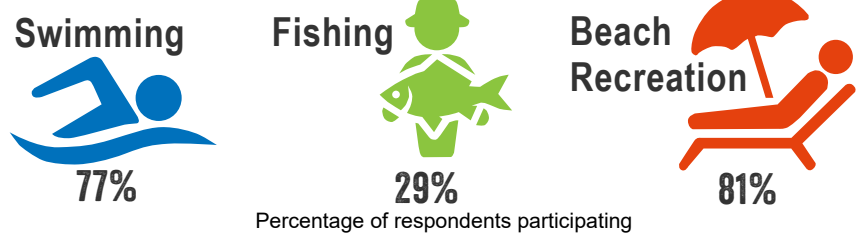


## MANAGEMENT SUPPORT

The majority of people support management strategies to improve protection.



## USES OF RESOURCES

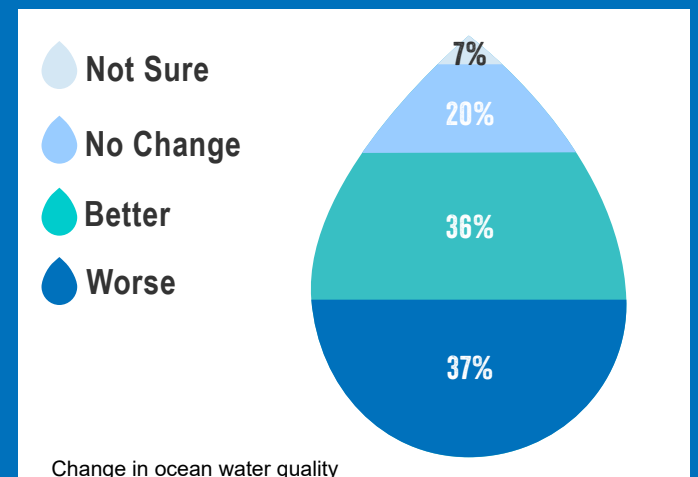
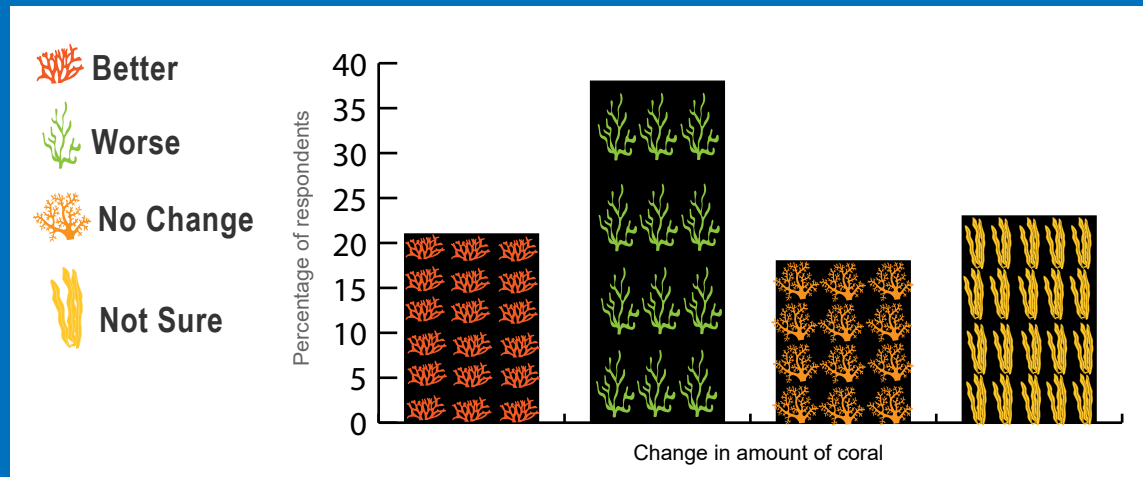


## TENURE & CONDITION

Years of residence impact perceptions of marine resource conditions. Residents who have lived in Guam for their whole life are more likely to have a more negative opinion concerning the condition of marine resources.

## PERCEPTIONS

PARTICIPANTS WERE ASKED HOW THE AMOUNT OF CORAL AND CONDITION OF OCEAN WATER QUALITY HAS CHANGED IN THE PAST 10 YEARS...

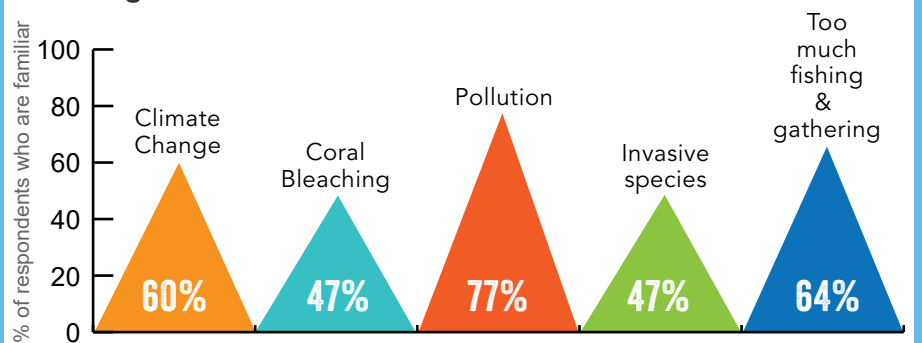


## VALUES & AWARENESS

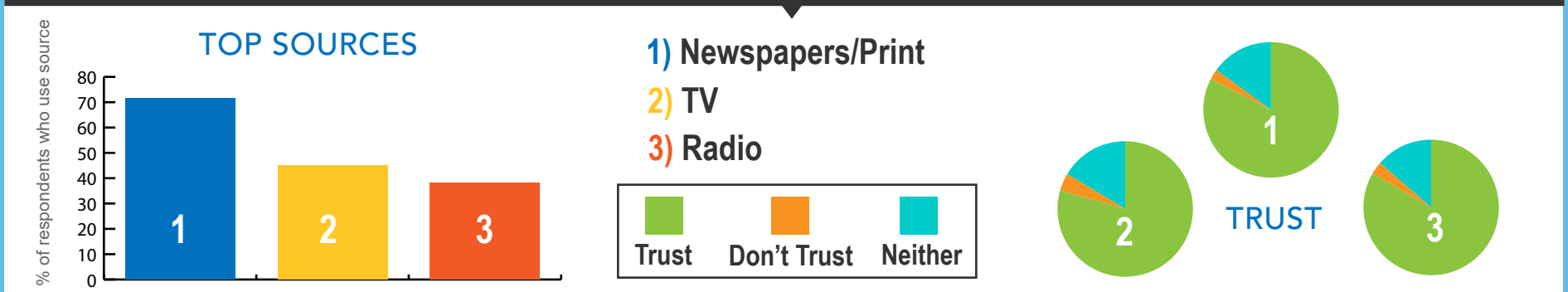
- Guam residents who agreed that "coral reefs are important to Guam's cultures" were more likely to have a more positive perception concerning the change in condition of marine resources over the last decade.
- Guam residents who agreed that "coral reefs protect Guam from erosion and natural disasters" were more likely to believe that the threat level to coral reefs is "large" or "extreme."

## THREAT FAMILIARITY

How familiar are you with these potential threats facing coral reefs?



## CORAL REEF INFO SOURCES & DEGREE OF TRUST TO PROVIDE ACCURATE INFO



The survey was conducted for a random stratified sample of households on the island of Guam in the year 2016. In comparing the sample to the total population of Guam, the data were determined to be representative and therefore the results are generalizable to the entire population of the jurisdiction. Data were collected through the telephone random digit dial survey method as well as the face to face interview method, and the total sample size for this survey was 712. The survey effort is used in conjunction with the collection of existing secondary data to monitor the socioeconomic conditions of the coral jurisdictions over time. For more information, please see the NCRMP Socioeconomic Component project page at <http://www.coris.noaa.gov/monitoring/socioeconomic.html>.